

Inverse Reinforcement Learning for Text Summarization

Yu Fu

Tianjin University
fuyu_1998@tju.edu.cn

Deyi Xiong*

Tianjin University
dexiong@tju.edu.cn

Yue Dong

University of California Riverside
yue.dong@ucr.edu

Abstract

Current state-of-the-art summarization models are trained with either maximum likelihood estimation (MLE) or reinforcement learning (RL). In this study, we investigate the third training paradigm and argue that inverse reinforcement learning (IRL) may be more suitable for text summarization. IRL focuses on estimating the reward function of an agent, given a set of observations of that agent’s behavior. Generally, IRL provides advantages in situations where the reward function is not explicitly known or where it is difficult to define or interact with the environment directly. These situations are exactly what we observe in summarization. Thus, we introduce inverse reinforcement learning into text summarization and define a suite of sub-rewards that are important for summarization optimization. By simultaneously estimating the reward function and optimizing the summarization agent with expert demonstrations, we show that the model trained with IRL produces summaries that closely follow human behavior, in terms of better ROUGE, coverage, novelty, compression ratio and factuality when compared to the baselines trained with MLE and RL.

1 Introduction

Text summarization aims to condense the source documents into a summary while preserving its main ideas. Depending on their outputs, summarization systems can be classified as extractive or abstractive. While extractive summarization systems produce outputs by extracting text spans from the source (Nallapati et al., 2017), abstractive summarization systems have been gaining popularity due to their flexibility by directly generating the summary token by token from the vocabulary (Rush et al., 2015; Dou et al., 2021).

The majority of abstractive summarization systems are trained using maximum likelihood esti-

mation (MLE), while minimizing the negative log-likelihood (NLL) loss. However, previous research has demonstrated that models trained with MLE have the following disadvantages: (1) object mismatch (Ding and Soricut, 2017), where the NLL loss focuses on the word-level match without counting tokens rearrangement for paraphrases. (2) exposure bias (Ranzato et al., 2016) – a common problem with models that assume ground truth is available at every step in the training process,

To address these issues, reinforcement learning (RL) has become an alternative for training neural summarization models (Paulus et al., 2018; Li et al., 2019; Yadav et al., 2021), which aims to optimize policy networks to maximize the discrete reward directly. In general, summarization models trained with RL need to define the reward function in advance. For example, it is intuitive to simply use the common evaluation metric – ROUGE (Lin, 2004) as the reward (Paulus et al., 2018). ROUGE-base reward does not, however, consider other quality aspects, such as fluency, coherence, or paraphrasing. Li et al. (2019) and Pasunuru and Bansal (2018) later attempt to incorporate other types of rewards, such as BertScore or multiple rewards simultaneously. With more reward components, however, the weights of the corresponding components have to be determined *manually*, which heavily depends on the experience of the author.

In contrast to RL, we argue that **inverse reinforcement learning (IRL) may be more suitable for text summarization**. IRL focuses on estimating the reward function of an agent, given a set of observations of that agent’s behavior (Arora and Doshi, 2021). Generally, IRL can be a useful tool in situations where the reward function is not explicitly known (Ghosh et al., 2021) or where it is difficult to define or interact with the environment directly (Bahdanau et al., 2019). These situations are exactly what we observe in summarization. Therefore, IRL allows us to learn about the underly-

*Corresponding author.

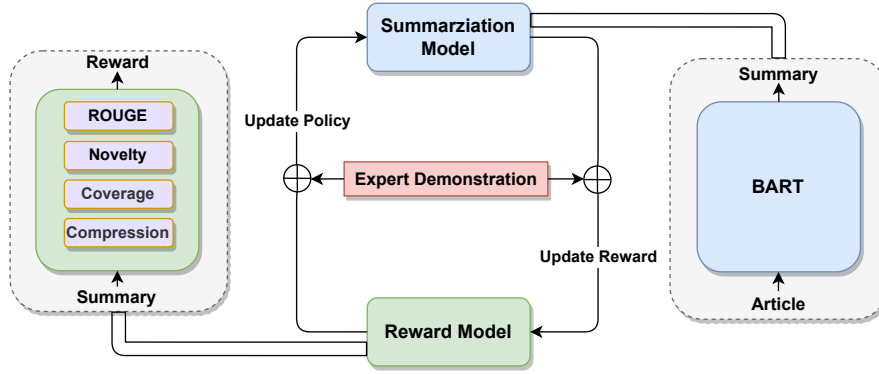


Figure 1: The overall inverse reinforcement framework with multiple reward components for summarization. Our model is trained with two alternative phases: (1) **Policy Update**: using the reward model (left) to update the summarization model (right). (2) **Reward Update**: using expert demonstration (middle) and trained policy (right) to adjust the reward model (left).

ing objectives or preferences of an agent or system based on its observed behavior, which allows the agent to act on behalf of a human where the reward function reflects the preferences or goals of the human (Ghosh and Srivastava, 2021). Furthermore, IRL can potentially incorporate multiple conflicting objectives, while reinforcement learning may struggle to balance.

Inspired by Shi et al. (2018); Ghosh et al. (2021), we integrate IRL into text summarization, which estimates the reward function for summarization and optimizes the agent altogether. With the IRL method, we can dynamically learn the weights of several sub-reward components that we believe are important for the summarization tasks based on the training datasets, in addition to providing a more interpretable result about the behavior of the summarization model. After the sub-rewards are defined, training an agent with IRL involves two phases, which are performed alternately: the **reward update** phase focuses on learning the reward function and the **policy update** phase focuses on improving the model. An overview of our approach can be seen in Figure 1.

Compared to the models trained with MLE or RL, our empirical results on multiple summarization datasets suggest that the summarization agent trained with IRL produces summaries that are significantly more similar to the human-written reference summaries, in terms of ROUGE, coverage, novelty, and compression ratio simultaneously. More interestingly, despite the fact we did not include faithfulness as a sub-reward, our empirical results show that our models produce less hallucination without making the output more extractive,

which validates the observation from Wang and Sennrich (2020) that exposure bias may contribute to hallucinations.

Our contributions can be summarized as follows:

- We introduce inverse reinforcement learning into text summarization and define a suite of rewards that are important for summarization optimization, which, to the best of our knowledge, is the first attempt at this task.
- We demonstrate that IRL method is effective at learning the weights for combining different sub-rewards for summarization, allowing us to train policies based on the training datasets instead of manually determining these weights.
- By simultaneously estimating the reward function and optimizing the summarization agent with expert demonstrations, we show that the model trained IRL produces summaries that closely follow human behaviors, in terms of better ROUGE, coverage, novelty, compression ratio and factuality when compared to the baselines trained with MLE and RL.

2 Related Work

Summarization Since the advent of deep learning-based approaches, abstractive summarization (Rush et al., 2015; See et al., 2017; Dou et al., 2021) and extractive summarization (Nallapati et al., 2017; Zhong et al., 2020) have been extensively studied. In spite of the differences in generation paradigms, these models trained with the NLL loss have similar limitations, including exposure bias and objective mismatch (Paulus et al.,

2018). To alleviate these issues, reinforcement learning has become a popular alternative to train both abstractive (Paulus et al., 2018; Yadav et al., 2021; Dou et al., 2021) and extractive summarization systems (Zhong et al., 2020; Bian et al., 2022; Zhang et al., 2022). The RL-based approaches are trained to optimize a discrete reward, which is usually chosen heuristically (e.g., ROUGE). For example, Yadav et al. (2021) proposes a reward function for fitting reinforcement learning approaches into datasets with special consumer health questions (CHQ). Similarly, Fabbri et al. (2022) constructs a reward function by considering textual entailment and coverage of summaries in semantic spaces. Manually designed reward functions, however, would have difficulties in generalizing beyond the specific domain. Perhaps the most similar work to ours is Böhm et al. (2019), which concentrates on learning rather than manually picking a reward function for policy optimization. As opposed to our work, they train neural networks to learn directly from human ratings instead of expert demonstrations, which may result in lower interpretability.

Hallucination The increasing flexibility of text generation models has led to a growing issue of hallucination (Narayan et al., 2021; Dong et al., 2022; Cao et al., 2022), where models generate text that contradicts or undermines the source documents (Maynez et al., 2020). Additionally, previous research shows that common evaluation metrics, such as ROUGE, do not correlate well with factuality measures (Maynez et al., 2020), but instead focus on picking the salient information for summarization. To address the faithfulness and factuality issues in the generated summaries, many methods are proposed for enhancing entity-level information preservation, for example, Narayan et al. (2021) uses entity chains as the intermediate planning stage and Dong et al. (2022) focuses on injecting entity-level external knowledge into the summarization model. Rather than manually designing extra components to address hallucinations, we choose a different direction similar to Wang and Sennrich (2020) and utilize the training paradigm that naturally provides protection against hallucinations. By removing exposure bias through IRL, we demonstrate that the hallucinations problem can be reduced without extensive modeling effort, providing a new perspective on addressing the factuality of summarization systems.

Inverse Reinforcement Learning The backbone of our approach is inverse reinforcement learning, which has been widely used in a diverse range of areas, including computer vision (Zheng et al., 2021) and NLP (Shi et al., 2018; Wang et al., 2018; Ghosh et al., 2021; Ghosh and Srivastava, 2021; Hao et al., 2022). In NLP, for example, Wang et al. (2018) focuses on visual story generation and employs expert demonstrations to train neural networks with learned reward functions to interact with the policy. Hao et al. (2022) utilizes the trained teach-forcing model as the reward function, which generates step-wise rewards for text generation. These approaches, however, provide the reward function implicitly for the policy optimization.

Ghosh et al. (2021) and Ghosh and Srivastava (2021) are the two most closely related works to ours, which also incorporate inverse reinforcement learning into their proposed methods. These two approaches focus on Table-to-text generation and program generation from natural language instruction, whereas our research concentrates on the summarization task. Considering the differences in tasks, we propose different sub-reward components that are better suited to text summarization. Additionally, we provide a comprehensive analysis illustrating why IRL may be better suited to summarization in terms of n-grams, entities, and hallucinations.

3 Method

This section presents an overview and formulation of summarization, along with a discussion of reinforcement learning (RL) and our approach to training summarization models with inverse reinforcement learning (IRL).

Problem Formulation The task of abstractive summarization can be viewed as a conditional language generation task. Given a source document $\mathbf{x} = \{x_1, x_2, \dots, x_n\}$ with n tokens, the summarization task involves learning a conditional probabilistic model $p_\theta(\mathbf{y}|\mathbf{x})$ that produces a summary $\mathbf{y} = (y_1, \dots, y_{|\mathbf{y}|})$, where y_i is chosen from a pre-defined vocabulary \mathcal{V} and θ denotes the parameters of the summarization model. $p_\theta(\mathbf{y}|\mathbf{x})$ can be further decomposed into the product of conditional probabilities for each token based on the previously generated context:

$$p_\theta(\mathbf{y}|\mathbf{x}) = \prod_{t=1}^{|\mathbf{y}|} p_\theta(y_t \mid \mathbf{y}_{<t}, \mathbf{x}). \quad (1)$$

Generally, p_θ in Eqn. (1) is trained using the maximum likelihood estimation (MLE) objective with teacher forcing (Williams and Zipser, 1989), which aims to maximize the likelihood of the human-written reference summary $\mathbf{y}^* = (y_1^*, \dots, y_{|\mathbf{y}^*|}^*)$:

$$\mathcal{L}_{MLE} = - \sum_{t=1}^{|\mathbf{y}^*|} \log p(y_t | y_1^*, \dots, y_{t-1}^*) \quad (2)$$

where $|\mathbf{y}^*|$ denotes the length of the target sequence.

Reinforcement Learning Due to the problems of exposure bias (Ranzato et al., 2016) in supervised learning with teacher forcing – a common problem with models that assume ground truth is available at every step in the training process, reinforcement learning methods have become an alternative for training neural summarization models (Paulus et al., 2018). Furthermore, RL has the advantage of directly optimizing discrete evaluation metrics such as ROUGE (Lin, 2004). Since there are a large number of possible summaries, it is possible to arrange tokens differently in order to produce paraphrases or different sentences. ROUGE metrics take some of this flexibility into account, but maximum-likelihood objectives do not.

In general, the models trained with reinforcement learning algorithms need to define the reward R in advance. For an output sequence \mathbf{y} , the reward function $R(\mathbf{y})$ is often defined by comparing it with the ground truth sequence \mathbf{y}^* with the evaluation metric of our choice; for example, the average of ROUGE -1, -2, -L and F1 scores with respect to the gold references for text summarization (Narayan et al., 2018; Dong et al., 2018). The goal of RL is to learn a policy that maximizes the pre-defined discrete metric instead of minimizing maximum-likelihood loss:

$$\mathcal{L}_{RL} = R(\mathbf{y}^s) \sum_{t=1}^{m'} \log p(y_t^s | y_1^s, \dots, y_{t-1}^s) \quad (3)$$

where \mathbf{y}^s is obtained by sampling from the probability distribution in the currently-learned policy p at each decoding time step.

To stabilize the training and reduce the variance, the self-critical policy gradient training algorithm (Rennie et al., 2017) is commonly used for text

generation. For this training algorithm, two separate output sequences \mathbf{y}^s and \mathbf{y}^\wedge are produced at each training iteration, representing the sampled output and the baseline output respectively. The baseline output is obtained by maximizing the output probability distribution at each time step, essentially performing a greedy search. In this formulation with the baseline, R can be calculated as $R = R(\mathbf{y}^s) - R(\mathbf{y}^\wedge)$.

3.1 Training with Inverse Reinforcement Learning

Inspired by Ghosh et al. (2021), we use the Maximum Entropy Inverse Reinforcement learning algorithm (MaxEnt IRL) for training the summarization agent. To learn the optimal reward function based on the observed behavior (in our case, the human-written reference summary), we identified a few reward components that are important for text summarization, including salience, novelty/paraphrasing, compression ratio, and content coverage. It is worth noting that we do not claim the sub-rewards we defined are optimal, and leaving the exploration of better sub-rewards that matches human preferences to further work. In this paper, we show that by defining a set of sub-rewards and training the IRL agent to optimize a linear combination of these sub-rewards, we can obtain a better summarization agent on a wide range of measures that are critical for summarization.

Once the sub-rewards are defined, training an agent with IRL involves two phases that are performed alternatively: (1) the reward update phase that focuses on learning the reward function and (2) the policy update phase that focuses on finding the optimal agent. In more detail, in the reward update phase, we fix and utilize the learned policy to generate a summary and, together with the reference summary in the train pair to update the weight of different sub-reward components. In the policy update phase, we fix the reward function and use it to update the policy gradients.

The base parts of our IRL method are sub-reward components $\mathbf{C} = \{C_1, C_2, \dots, C_k\}$, which are detailed in Section 4.2. The reward function for IRL is then a weighted sum of those components:

$$R_\phi(\mathbf{y}) = \phi^T \mathbf{C} \quad (4)$$

where $\phi = \{\phi_1, \phi_2, \dots, \phi_k\}$ is the weight vector for the reward components. For IRL, we assume the summary is sampled from the distribution

$p_\phi(\mathbf{y})$:

$$p_\phi(\mathbf{y}) = \frac{1}{Z} \exp(R_\phi(\mathbf{y})) \quad (5)$$

where R is defined in Eqn. (4), and $Z = \int_{\mathbf{y}} \exp(R_\phi(\mathbf{y}))$ is the partition function. The training objective, denoted by $\mathcal{J}(\phi)$, is to update the weights of sub-rewards in order to maximize the log-likelihood of the probability defined in Eqn. (5):

$$\mathcal{J}(\phi) = \frac{1}{N} \sum_{n=1}^N \log p_\phi(\mathbf{y}^n). \quad (6)$$

For a particular reward component C_k , the gradient can be calculated as follows (Ziebart et al., 2008):

$$\nabla_{\phi_k} \mathcal{J}(\phi) = \mathbb{E}_{\mathbf{y} \sim p_{data}} \nabla_{\phi_k} R_\phi(\mathbf{y}) - \mathbb{E}_{\mathbf{y} \sim p_\phi(\mathbf{y})} \nabla_{\phi_k} R_\phi(\mathbf{y}). \quad (7)$$

As the partition function Z requires the expectation over all possible summaries, we estimate Eqn. (7) using N summaries from p_{data} (the training dataset), and M summaries from $p_\phi(\mathbf{y})$ for gradient calculation. Gradients are calculated using important sampling and can be expressed as follows:

$$\begin{aligned} \nabla_{\phi_k} \mathcal{J}(\phi) &= \frac{1}{N} \sum_{n=1}^N \nabla_{\phi_k} R_\phi(\mathbf{y}^n) \\ &\quad - \frac{1}{\sum_m \beta_m} \sum_{m=1}^M \beta_m \nabla_{\phi_k} R_\phi(\mathbf{y}^m) \end{aligned} \quad (8)$$

where

$$\beta_m \propto \frac{\exp R_\phi(\mathbf{S}_m)}{q_\theta(\mathbf{S}_m)}.$$

\mathbf{y}^n and \mathbf{y}^m are drawn from the training dataset p_{data} and the trained policy $p_\phi(\mathbf{y})$ respectively. The full training procedure is illustrated in Algorithm 1. More mathematical details can be found in Shi et al. (2018) and Ghosh et al. (2021).

Overall, RL and IRL are different but related fields of machine learning, each with its own unique challenges and applications. We argue that inverse reinforcement learning is better suited to summarization than reinforcement learning. When it comes to reinforcement learning, setting the reward function is always a challenge. On the other hand, inverse reinforcement learning can simply learn a paradigm from expert demonstration, which

Algorithm 1 IRL Training for Summarization

Input:

Pretrained policy (summarization) model $p_\theta(\mathbf{y})$.
Initial reward model $R_\phi(\mathbf{y})$.
Labelled samples $\{\mathbf{x}^i, \mathbf{y}^i\}_{i=1}^n$.
Policy learning rate α , reward learning rate β .
Training epoch H , reward update frequency F .

Output:

Optimal summarization model and reward model.

```

1: for  $h \leftarrow 1$  to  $H$  do
2:   if  $h \% F = 0$  then
3:     for  $\phi_j \in \{\phi_1, \phi_2, \dots, \phi_k\}$  do
4:       Get  $\nabla_{\phi_j} \mathcal{J}(\phi)$  according to Eqn.
       (8) and update reward model:
5:        $\phi_j = \phi_j + \beta \nabla_{\phi_j} \mathcal{J}(\phi)$ 
6:     end for
7:     fix reward model  $R_\phi(\mathbf{y})$ .
8:   end if
9:   for mini-batch  $\mathcal{B}$  from  $\{\mathbf{x}^i, \mathbf{y}^i\}_{i=1}^n$  do
10:    Use reward model  $R_\phi(\mathbf{y})$  and get  $\mathcal{L}_{RL}$ 
    according to Eqn. (3) to update policy model:
11:     $\theta = \theta - \alpha \nabla_\theta \mathcal{L}_{RL}$ 
12:  end for
13: end for

```

in turn reduces the inductive bias brought by humans. Our analysis in section 5 shows the improvement from multiple perspectives, including salience, coverage, and faithfulness.

4 Experiments

This section provides experimental details, including the datasets and the specific sub-reward components we have chosen for summarization.

4.1 Datasets and Model

In our paper, we use BART-base as the foundation model. We perform the MLE training according to the scripts provided in the transformers¹ package. We use CNN/DailyMail (See et al., 2017) dataset and WikiHow (Koupae and Wang, 2018) dataset for the experiments, both of them are obtained from the datasets² package.

¹<https://github.com/huggingface/transformers/tree/v4.9.2/examples/pytorch/summarization>

²<https://github.com/huggingface/datasets/tree/1.15.1/datasets>

Dataset	Method	R-1↑	R-2↑	R-L↑	BS↑	bacc↓	facc↑	ratio↑
CNNDM	REF	-	-	-	-	41.43	58.41	58.57
	MLE	42.02	19.46	39.04	60.24	82.70	17.33	17.30
	RL	44.47	21.05	41.89	61.62	75.13	24.93	24.87
	IRL	44.61	20.14	42.21	62.19	57.21	42.85	42.79
WikiHow	REF	-	-	-	-	88.66	11.36	11.34
	MLE	40.30	16.76	39.16	69.24	92.93	7.10	7.07
	RL	42.43	16.79	41.04	69.21	91.79	8.23	8.21
	IRL	42.76	16.92	41.29	69.57	92.21	7.75	7.79

Table 1: Comparison of summarization models trained with different learning methods on CNNDM and WikiHow test sets. We report R (ROUGE)-1,-2,-L, and BS (BertScore) for measuring the salience of the model. In addition, we present FactCC results for faithfulness measures. A closer result to REF (the performance of reference summaries) indicates better performance.

4.2 Sub-Reward Components

This part gives a detailed definition of sub-reward components used in the IRL in Eqn. (4). The agent is encouraged to generate summaries that are close to the human-written reference summaries in terms of salience, novelty, coverage, and compression ratio with our defined sub-rewards.

- **ROUGE** (Lin, 2004): ROUGE is used to encourage models to generate content that matches the references in terms of salience. In particular, ROUGE-L is used as the sub-reward.
- **Novelty** (Chen et al., 2020): To ensure that the generated summaries have a similar level of novelty to the references, we include the fraction of n-grams in the summary that are absent from the original article.
- **Coverage** (Grusky et al., 2018): The generated summary should also cover a similar amount of content as the reference summary. We calculate this by using the word overlap rate between the summary and the original article.
- **Compression Ratio** (Grusky et al., 2018): Similarly, we include the word count ratio between the generated/reference summary and the original article.

5 Results

In the following section, we discuss results from different metrics with detailed analyses.

5.1 Main Result

Our main results are presented in Table 1. As this table shows, IRL models constantly outperform both RL and MLE models. As the ROUGE metric is considered to mostly measure the word-level lexical overlaps, we also report the results based on BertScore³, which uses the pre-trained BERT to compute the semantic similarity between the generated summary and the reference summary. Based on the BertScore results, we can also conclude that our IRL model performed the best in all cases we tested. We also observed that RL is not always better than MLE in terms of BertScore, as noted in Table 1 on the WikiHow dataset. This perhaps indicates that the RL method that optimizes the ROUGE reward does not consider other aspects of the generated summary. Nevertheless, our IRL model consistently outperforms models trained with MLE and RL on all metrics by balancing and utilizing different sub-reward components.

5.2 Results on Hallucination Reduction

According to Wang and Sennrich (2020), exposure bias is highly correlated with hallucination in the NMT model. As such, we also conducted experiments to investigate (1) whether RL can migrate the hallucination problem in summarization; and (2) whether the IRL model retains this ability. To measure faithfulness, we use FactCC (Kryściński et al., 2019) as it is the most widely used summarization metric for hallucination (Dong et al., 2022; Cao et al., 2022; Wan and Bansal, 2022).

³<https://github.com/huggingface/datasets/tree/1.15.1/metrics/bertscore>

Dataset	Method	R-L	Nov	Cov	Comp	1-gram	2-gram	3-gram	4-gram
CNNDM	REF	100	78.02	83.99	13.48	20.61	57.87	75.91	83.94
	MLE	39.01	14.07	99.24	15.22	1.66	8.30	14.25	18.78
	RL	41.87	25.97	98.83	16.41	2.61	15.25	26.06	34.30
	IRL	42.19	58.78	96.72	13.81	5.67	37.33	58.61	70/81
WikiHow	REF	100	95.63	73.54	18.07	47.21	85.16	94.90	90.72
	MLE	39.16	81.13	89.30	12.70	31.15	65.80	80.97	72.69
	RL	41.03	83.08	91.55	15.88	25.86	63.69	82.91	85.17
	IRL	41.29	91.32	89.19	14.80	29.00	73.26	91.18	90.40

Table 2: Test results on different reward components. REF refers to the results of the reference summaries on the test dataset. Having a close match with the REF means that the generation is similar to that of the reference. IRL reward components include R-L (ROUGE-L), Nov (Novelty), Cov (Coverage), and Comp (Compression).

We report three measures based on FactCC⁴ – bacc, facc, and ratio. **bacc** refers to the commonly reported FactCC in Kryściński et al. (2019); **facc** measures the average probability classified as factuality; and **ratio** denotes the percent of generated summary classified as factuality. Based on the results, we can conclude that RL can significantly migrate the hallucination problem in summarization, especially on CNN/DailyMail. Additionally, the IRL model also has this capability, and even has a higher score (15 points) than the RL model, demonstrating the model’s efficiency in reducing hallucination.

On the WikiHow dataset, we find that the IRL model still outperforms the base MLE model, but underperforms the RL model. On WikiHow, however, the results may be less accurate as FactCC is trained on CNN/DM dataset and has not been proven to generalize well to other datasets. In addition, compared to the CNN/DM, the WikiHow dataset is more "abstractive" as the references’ novelty is higher. As FactCC is more of an extractive measure for faithfulness, the FactCC model trained on CNN/DM dataset tends to give more credit to the "extractive" strategies, which seems to be the case for RL models, which has higher coverage score on the WikiHow dataset.

5.3 Component-wise Results

As mentioned in section 4.2 and Eqn. (4), the goal for MaxEnt IRL is to learn a reward function matching human behaviors and train the policy toward generating similar summaries as the expert demonstrations. In this section, we present the result

of models trained with different learning methods in terms of each sub-reward component in Table 2. We can see that our IRL model matches more closely to the references in the training dataset in each component, indicating the IRL training is able to fulfill its motivation.

Moreover, the coverage results in Table 2 suggest models trained with MLE and RL prefer to directly copy words from the source article. In contrast, our IRL model provides more abstractive summaries matching the similar coverage to the reference. The only exception is that the RL model gets a better compression result on the WikiHow dataset. Due to the fact that we train both RL and IRL models concurrently with the MLE model, we will take the MLE result as a pivot for both models. RL models always get higher compression results than MLE models, which is partly due to the goal of RL since it only considers the final ROUGE score. Instead, we can use our IRL model to adjust the MLE result towards the reference (CNN/DM: 15.22-13.23, **13.81**; WikiHow: 12.70-15.88, **18.07**).

5.4 Novelty N-gram Analysis

According to Zhu et al. (2021) and Durmus et al. (2020), one shortcut to increase the faithfulness of generated summaries is to train the model to be more "extractive" rather than solving the hallucination problem in abstractive summarization models. As a result, we conduct a second experiment to investigate whether our IRL model can indeed alleviate hallucinations rather than just copying more fragments from the original article to deceive FactCC. Results are listed in the right columns of Table 2; we report the n-grams ($n \in 1, 2, 3, 4$) over-

⁴<https://github.com/dchenhe/factcc>

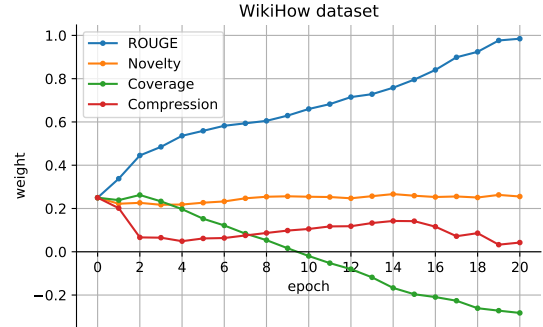
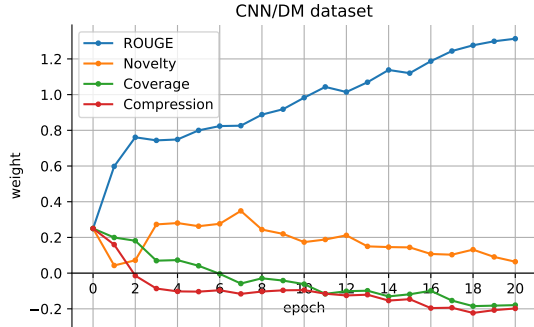


Figure 2: The weight tendency curve during inverse reinforcement learning training. Initially, every reward is equally weighted.

Dataset	Method	Precision	Recall	F1	Length
CNNDM	MLE	36.97	41.18	41.51	78.68
	RL	37.74	45.79	42.99	86.19
	IRL	39.68	42.74	43.21	73.94
WikiHow	MLE	7.61	6.63	61.95	46.90
	RL	8.25	7.35	59.86	57.36
	IRL	8.47	6.93	62.25	53.19

Table 3: Entity match based on spacy⁵. **Precision** uses the entity number in the model’s output as the denominator, while **Recall** uses the entity number in reference as the denominator. **length** represents the average summarization length of the corresponding model.

lap between summaries generated by different models and the original article. These results demonstrate that our IRL model produce summaries that are both more abstractive and more factual on both CNN/DM and WikiHow datasets.

5.5 Entity-level Analysis

Summarization is all about conveying the full essence of an article in a short summary. Thus, we perform additional analysis to see if these models can maintain salient information at the entity level (Table 3). In order to obtain these results, we calculated the entity overlap between the generated summary, the reference summary, and the original article. Based on the F1 score, our IRL model achieved the best results. In addition, our IRL model outputs a shorter average length with a higher information density on CNN/DM dataset, which is ideal for summarization.

5.6 Weight Analysis

To understand how the IRL model balances various sub-reward components, we plot the weight

curves for these sub-rewards during the IRL training in Figure 2. From Figure 2, we observe that the curves on CNN/DM and WikiHow show similar patterns that align with the common goal of summarization, and different patterns that correspond with the dataset’s specific characteristics. On both datasets, ROUGE and Novelty maintain a positive weight during IRL training, whereas Coverage gradually decreases. On the other hand, the models learned different compression strategies based on the datasets. As compared to MLE results, the IRL models produced shorter summaries on CNN/DM and longer summaries on WikiHow, both of which are better matches to the references.

6 Conclusion

In this paper, we introduce inverse reinforcement learning into text summarizaion and demonstrate the efficiency of this method. Using IRL, we can train a policy to better match human behaviors by learning from expert demonstrations. Our experimental results indicate that IRL can improve the summary quality in a variety of measures, including ROUGE, novelty, coverage, compression ratios and factuality. Thus, our empirical results suggest that IRL can better fit into the goal of summarization, in addition to providing more interpretable training.

References

- Saurabh Arora and Prashant Doshi. 2021. A survey of inverse reinforcement learning: Challenges, methods and progress. *Artificial Intelligence*, 297:103500.
- Dzmitry Bahdanau, Felix Hill, Jan Leike, Edward Hughes, Seyed Arian Hosseini, Pushmeet Kohli, and

- Edward Grefenstette. 2019. [Learning to understand goal specifications by modelling reward](#). In *7th International Conference on Learning Representations, ICLR 2019, New Orleans, LA, USA, May 6-9, 2019*. OpenReview.net.
- Junyi Bian, Xiaodi Huang, Hong Zhou, and Shan-feng Zhu. 2022. Gosum: Extractive summarization of long documents by reinforcement learning and graph organized discourse state. *arXiv preprint arXiv:2211.10247*.
- Florian Böhm, Yang Gao, Christian M. Meyer, Ori Shapira, Ido Dagan, and Iryna Gurevych. 2019. [Better rewards yield better summaries: Learning to summarise without references](#). In *Proceedings of the 2019 Conference on Empirical Methods in Natural Language Processing and the 9th International Joint Conference on Natural Language Processing (EMNLP-IJCNLP)*, pages 3110–3120, Hong Kong, China. Association for Computational Linguistics.
- Meng Cao, Yue Dong, and Jackie Chi Kit Cheung. 2022. Hallucinated but factual! inspecting the factuality of hallucinations in abstractive summarization. In *Proceedings of the 60th Annual Meeting of the Association for Computational Linguistics (Volume 1: Long Papers)*, pages 3340–3354.
- Yiran Chen, Pengfei Liu, Ming Zhong, Zi-Yi Dou, Danqing Wang, Xipeng Qiu, and Xuanjing Huang. 2020. Cdevalsumm: An empirical study of cross-dataset evaluation for neural summarization systems. *arXiv preprint arXiv:2010.05139*.
- Nan Ding and Radu Soricut. 2017. Cold-start reinforcement learning with softmax policy gradient. *Advances in Neural Information Processing Systems*, 30.
- Yue Dong, Yikang Shen, Eric Crawford, Herke van Hoof, and Jackie Chi Kit Cheung. 2018. [BanditSum: Extractive summarization as a contextual bandit](#). In *Proceedings of the 2018 Conference on Empirical Methods in Natural Language Processing*, pages 3739–3748, Brussels, Belgium. Association for Computational Linguistics.
- Yue Dong, John Wieting, and Pat Verga. 2022. Faithful to the document or to the world? mitigating hallucinations via entity-linked knowledge in abstractive summarization. *arXiv preprint arXiv:2204.13761*.
- Zi-Yi Dou, Pengfei Liu, Hiroaki Hayashi, Zhengbao Jiang, and Graham Neubig. 2021. [GSum: A general framework for guided neural abstractive summarization](#). In *Proceedings of the 2021 Conference of the North American Chapter of the Association for Computational Linguistics: Human Language Technologies*, pages 4830–4842, Online. Association for Computational Linguistics.
- Esin Durmus, He He, and Mona Diab. 2020. Feqa: A question answering evaluation framework for faithfulness assessment in abstractive summarization. *arXiv preprint arXiv:2005.03754*.
- Alexander Fabbri, Xiaojian Wu, Srini Iyer, Haoran Li, and Mona Diab. 2022. [AnswerSumm: A manually-curated dataset and pipeline for answer summarization](#). In *Proceedings of the 2022 Conference of the North American Chapter of the Association for Computational Linguistics: Human Language Technologies*, pages 2508–2520, Seattle, United States. Association for Computational Linguistics.
- Sayan Ghosh, Zheng Qi, Snigdha Chaturvedi, and Shashank Srivastava. 2021. How helpful is inverse reinforcement learning for table-to-text generation? In *Proceedings of the 59th Annual Meeting of the Association for Computational Linguistics and the 11th International Joint Conference on Natural Language Processing (Volume 2: Short Papers)*, pages 71–79.
- Sayan Ghosh and Shashank Srivastava. 2021. Mapping language to programs using multiple reward components with inverse reinforcement learning. In *Findings of the Association for Computational Linguistics: EMNLP 2021*, pages 1449–1462.
- Max Grusky, Mor Naaman, and Yoav Artzi. 2018. Newsroom: A dataset of 1.3 million summaries with diverse extractive strategies. *arXiv preprint arXiv:1804.11283*.
- Yongchang Hao, Yuxin Liu, and Lili Mou. 2022. Teacher forcing recovers reward functions for text generation. *arXiv preprint arXiv:2210.08708*.
- Mahnaz Koupaee and William Yang Wang. 2018. Wikihow: A large scale text summarization dataset. *arXiv preprint arXiv:1810.09305*.
- Wojciech Kryściński, Bryan McCann, Caiming Xiong, and Richard Socher. 2019. Evaluating the factual consistency of abstractive text summarization. *arXiv preprint arXiv:1910.12840*.
- Siyao Li, Deren Lei, Pengda Qin, and William Yang Wang. 2019. [Deep reinforcement learning with distributional semantic rewards for abstractive summarization](#). In *Proceedings of the 2019 Conference on Empirical Methods in Natural Language Processing and the 9th International Joint Conference on Natural Language Processing (EMNLP-IJCNLP)*, pages 6038–6044, Hong Kong, China. Association for Computational Linguistics.
- Chin-Yew Lin. 2004. [ROUGE: A package for automatic evaluation of summaries](#). In *Text Summarization Branches Out*, pages 74–81, Barcelona, Spain. Association for Computational Linguistics.
- Joshua Maynez, Shashi Narayan, Bernd Bohnet, and Ryan McDonald. 2020. On faithfulness and factuality in abstractive summarization. *arXiv preprint arXiv:2005.00661*.
- Ramesh Nallapati, Feifei Zhai, and Bowen Zhou. 2017. Summarunner: A recurrent neural network based sequence model for extractive summarization of documents. In *Thirty-first AAAI conference on artificial intelligence*.

- Shashi Narayan, Shay B. Cohen, and Mirella Lapata. 2018. [Ranking sentences for extractive summarization with reinforcement learning](#). In *Proceedings of the 2018 Conference of the North American Chapter of the Association for Computational Linguistics: Human Language Technologies, Volume 1 (Long Papers)*, pages 1747–1759, New Orleans, Louisiana. Association for Computational Linguistics.
- Shashi Narayan, Yao Zhao, Joshua Maynez, Gonalo Simoes, and Ryan T McDonald. 2021. Planning with entity chains for abstractive summarization.
- Ramakanth Pasunuru and Mohit Bansal. 2018. Multi-reward reinforced summarization with saliency and entailment. *arXiv preprint arXiv:1804.06451*.
- Romain Paulus, Caiming Xiong, and Richard Socher. 2018. A deep reinforced model for abstractive summarization. In *International Conference on Learning Representations*.
- Marc’Aurelio Ranzato, Sumit Chopra, Michael Auli, and Wojciech Zaremba. 2016. Sequence level training with recurrent neural networks. In *4th International Conference on Learning Representations, ICLR 2016*.
- Steven J Rennie, Etienne Marcheret, Youssef Mroueh, Jerret Ross, and Vaibhava Goel. 2017. Self-critical sequence training for image captioning. In *Proceedings of the IEEE conference on computer vision and pattern recognition*, pages 7008–7024.
- Alexander M. Rush, Sumit Chopra, and Jason Weston. 2015. [A neural attention model for abstractive sentence summarization](#). In *Proceedings of the 2015 Conference on Empirical Methods in Natural Language Processing*, pages 379–389, Lisbon, Portugal. Association for Computational Linguistics.
- Abigail See, Peter J. Liu, and Christopher D. Manning. 2017. [Get to the point: Summarization with pointer-generator networks](#). In *Proceedings of the 55th Annual Meeting of the Association for Computational Linguistics (Volume 1: Long Papers)*, pages 1073–1083, Vancouver, Canada. Association for Computational Linguistics.
- Zhan Shi, Xinchu Chen, Xipeng Qiu, and Xuanjing Huang. 2018. Toward diverse text generation with inverse reinforcement learning. *arXiv preprint arXiv:1804.11258*.
- David Wan and Mohit Bansal. 2022. Factpegasus: Factuality-aware pre-training and fine-tuning for abstractive summarization. *arXiv preprint arXiv:2205.07830*.
- Chaojun Wang and Rico Sennrich. 2020. On exposure bias, hallucination and domain shift in neural machine translation. *arXiv preprint arXiv:2005.03642*.
- Xin Wang, Wenhui Chen, Yuan-Fang Wang, and William Yang Wang. 2018. No metrics are perfect: Adversarial reward learning for visual storytelling. *arXiv preprint arXiv:1804.09160*.
- Ronald J Williams and David Zipser. 1989. A learning algorithm for continually running fully recurrent neural networks. *Neural computation*, 1(2):270–280.
- Shweta Yadav, Deepak Gupta, Asma Ben Abacha, and Dina Demner-Fushman. 2021. [Reinforcement learning for abstractive question summarization with question-aware semantic rewards](#). In *Proceedings of the 59th Annual Meeting of the Association for Computational Linguistics and the 11th International Joint Conference on Natural Language Processing (Volume 2: Short Papers)*, pages 249–255, Online. Association for Computational Linguistics.
- Haopeng Zhang, Xiao Liu, and Jiawei Zhang. 2022. Hegel: Hypergraph transformer for long document summarization. *arXiv preprint arXiv:2210.04126*.
- Guanjie Zheng, Hanyang Liu, Kai Xu, and Zhenhui Li. 2021. [Objective-aware traffic simulation via inverse reinforcement learning](#). In *Proceedings of the Thirtieth International Joint Conference on Artificial Intelligence, IJCAI-21*, pages 3771–3777. International Joint Conferences on Artificial Intelligence Organization. Main Track.
- Ming Zhong, Pengfei Liu, Yiran Chen, Danqing Wang, Xipeng Qiu, and Xuanjing Huang. 2020. [Extractive summarization as text matching](#). In *Proceedings of the 58th Annual Meeting of the Association for Computational Linguistics*, pages 6197–6208, Online. Association for Computational Linguistics.
- Chenguang Zhu, William Hinthorn, Ruochen Xu, Qingkai Zeng, Michael Zeng, Xuedong Huang, and Meng Jiang. 2021. [Enhancing factual consistency of abstractive summarization](#). In *Proceedings of the 2021 Conference of the North American Chapter of the Association for Computational Linguistics: Human Language Technologies*, pages 718–733, Online. Association for Computational Linguistics.
- Brian D. Ziebart, Andrew L. Maas, J. Andrew Bagnell, and Anind K. Dey. 2008. [Maximum entropy inverse reinforcement learning](#). In *Proceedings of the Twenty-Third AAAI Conference on Artificial Intelligence, AAAI 2008, Chicago, Illinois, USA, July 13-17, 2008*, pages 1433–1438. AAAI Press.

A Appendix

A.1 Mix Training

For abstractive summarization, ROUGE metric is widely used to evaluate the performance of the summarization model. For reinforcement learning, if we simply use ROUGE as the reward with only the RL loss, it may cause too many repetitions in the final output. Following Paulus et al. (2018), we use the MLE loss together with the RL loss for training, as:

$$\mathcal{L}_{Mix} = (1 - \gamma)\mathcal{L}_{RL} + \gamma\mathcal{L}_{MLE}$$

where γ is a hyper-parameter, in other words, the \mathcal{L}_{RL} used in the paper is actually \mathcal{L}_{Mix} . We set $\gamma=0.0016$ for the CNN/DailyMail dataset as in (Paulus et al., 2018). Similarly, we also set $\gamma=0.0016$ for the WikiHow dataset.

A.2 Training Details

We use the Bart-base⁶ model as our backbone model. It has around 140M parameters. We performed the MLE, RL, and IRL training on four GeForce RTX 2080 GPUs with 12 GB of memory each. For the MLE training, we follow the scripts provided by the transformers⁷ package. For the RL training, as using the full dataset requires too much time, following (Pasunuru and Bansal, 2018), we use the first 10k examples in the dataset to train the model. The training epoch is set to 20, and the policy learning rate α is set to 1e-6 for both RL and IRL. Additionally, for IRL training, we set $N = M = 100$ in Eqn. (8) to update the reward. The update frequency used in algorithm 1 is set to 1. For all of the training methods, we choose the best model based on the ROUGE-L score on the validation set.

⁶<https://huggingface.co/facebook/bart-base>

⁷<https://github.com/huggingface/transformers/tree/v4.9.2/examples/pytorch/summarization>