

# Norm of word embedding encodes information gain

Momose Oyama<sup>1</sup>   Sho Yokoi<sup>2,3</sup>   Hidetoshi Shimodaira<sup>1,3</sup>  
<sup>1</sup>Kyoto University   <sup>2</sup>Tohoku University   <sup>3</sup>RIKEN AIP  
 oyama.momose@sys.i.kyoto-u.ac.jp,  
 yokoi@tohoku.ac.jp, shimo@i.kyoto-u.ac.jp

## Abstract

Distributed representations of words encode lexical semantic information, but how is that information encoded in word embeddings? Focusing on the skip-gram with negative-sampling method, we show theoretically and experimentally that the squared norm of word embedding encodes the information gain defined by the Kullback-Leibler divergence of the co-occurrence distribution of a word to the unigram distribution of the corpus. Furthermore, through experiments on tasks of keyword extraction, hypernym prediction, and part-of-speech discrimination, we confirmed that the KL divergence and the squared norm of embedding work as a measure of the informativeness of a word provided that the bias caused by word frequency is adequately corrected.

## 1 Introduction

Word embeddings are essential to natural language processing tasks and are encoded with various semantic and syntactic properties of words (Schnabel et al., 2015; Rogers et al., 2020). In particular, there are various arguments about the norm and the direction of word embeddings (Yokoi et al., 2020), with empirical evidence that the norm represents the relative importance of the word and the direction represents the meaning of the word (Arora et al., 2016; Allen and Hospedales, 2019; Ethayarajh, 2019).

This study focuses on the word embeddings obtained by the skip-gram with negative sampling (SGNS) method. We show theoretically and experimentally that the Euclidean norm of embedding for word  $w$ , denoted as  $\|u_w\|$ , is closely related to the Kullback-Leibler (KL) divergence of the co-occurrence distribution  $p(\cdot|w)$  of a word  $w$  to the unigram distribution  $p(\cdot)$  of the corpus, denoted as  $\text{KL}(w) := \text{KL}(p(\cdot|w) \parallel p(\cdot))$ . In Fig. 1, we observe that the squared norm of word embedding  $\|u_w\|^2$  is almost linearly related to the KL divergence  $\text{KL}(w)$ . As we discuss in Section 3.1, we

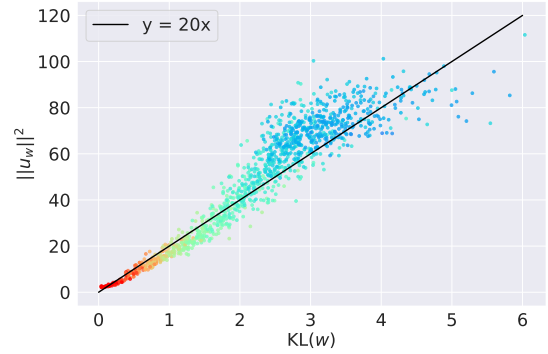


Figure 1: The linear relationship between the squared norm of word embedding and the KL divergence. Each dot in the plot corresponds to a word, which are 1200 words sampled from the text8 corpus (word set 1 in Appendix B). The color of each dot represents word frequency, with warm colors for high frequency and cool colors for low frequency.

can prove that the square of the norm of the word embedding with a particular whitening transformation approximates the KL divergence (Fig. 2).

In Bayesian inference, the expected KL divergence is called information gain. In this context, the prior distribution is  $p(\cdot)$ , and the posterior distribution is  $p(\cdot|w)$ . The information gain represents how much information we get when observing  $w$ .

The KL divergence is heavily influenced by the word frequency  $n_w$ , the number of times that word  $w$  appears in the corpus. Since the corpus size is finite, although often very large, the KL divergence calculated from the co-occurrence matrix of the corpus is influenced by the quantization error and the sampling error, especially for low-frequency words. The same is also true for the norm of word embedding. This results in bias due to word frequency, and a spurious relationship is observed between word frequency and other quantities. Therefore, in the experiment, we correct the word frequency bias of the KL divergence and the norm of word

embedding.

The KL divergence, and thus the norm of word embedding, are helpful for some NLP tasks, indicating that the notion of information gain, which is defined in terms of statistics and probability, can be used as a measure of informativeness in language. We confirm this through experiments on tasks of keyword extraction, hypernym prediction, and part-of-speech discrimination.

## 2 Related work

### 2.1 Norm of word embedding

Several studies empirically suggest that the norm of word embedding encodes the word informativeness. According to the additive compositionality of word vectors (Mitchell and Lapata, 2010), the norm of word embedding is considered to represent the importance of the word in a sentence. Moreover, it has been shown in (Yokoi et al., 2020) that good performance of word mover’s distance is achieved in semantic textual similarity (STS) task when the norm of word embedding is the weight of the word, while the cosine similarity is the transport cost. (Schakel and Wilson, 2015) claimed that the norm of word embedding and the word frequency represent word significance and showed experimentally that proper nouns have embeddings with larger norms than function words. Also, it has been experimentally shown that the norm of word embedding is smaller for less informative tokens (Arefyev et al., 2018; Kobayashi et al., 2020).

### 2.2 Word informativeness

**Keyword extraction.** Keywords are expected to have relatively large information. Keyword extraction algorithms often use a measure of the “importance of words in a document” calculated by some methods, such as TF-IDF. (Matsuo and Ishizuka, 2004) showed that the  $\chi^2$  statistics computed from the word co-occurrence are useful for keyword extraction. The  $\chi^2$  statistic is closely related to the KL divergence (Agresti, 2013), since  $\chi^2$  statistic approximates the likelihood-ratio chi-squared statistic  $G^2 = 2n_w \text{KL}(w)$  when the document is interpreted as the corpus.

**Hypernym prediction.** The identification of hypernyms (superordinate words) and hyponyms (subordinate words) in word pairs, e.g., *cat* and *munchkin*, has been actively studied. Recent unsupervised hypernym prediction methods are

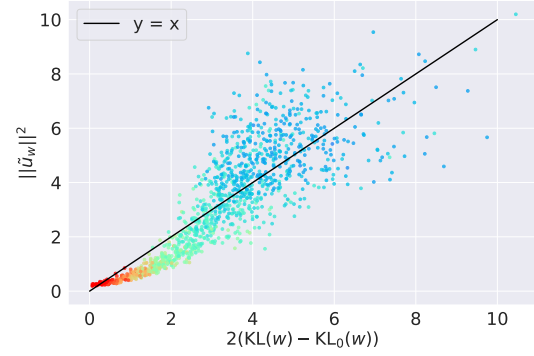


Figure 2: The linear relationship between the squared norm of whitened word embeddings and the zero-point adjusted KL divergence, plotted for the same words in Fig. 1.  $\|\tilde{u}_w\|^2$  approximates  $2(\text{KL}(w) - \text{KL}_0(w))$ .

based on the idea that hyponyms are more informative than hypernyms and make predictions by comparing a measure of the informativeness of words. Several measures have been proposed, including the KL divergence of the co-occurrence distribution to the unigram distribution (Herbelot and Ganesalingam, 2013), word entropy (Shwartz et al., 2017), and the median entropy of context words (Santus et al., 2014).

**Word frequency bias.** Word frequency is a strong baseline for unsupervised hypernym prediction. Predictions based on several unsupervised hypernym prediction methods with good task performance are highly correlated with those based simply on word frequency (Bott et al., 2021). KL divergence achieved 80% precision but did not outperform the frequency measure (Herbelot and Ganesalingam, 2013). WeedsPrec (Weeds et al., 2004) and SLQS Row (Shwartz et al., 2017) correlate strongly with frequency-based predictions, arguing for the need to examine the frequency bias of a computational method.

## 3 Squared norm of word embedding approximates KL divergence

### 3.1 KL divergence of word

We denote the probability of a word  $w$  in the corpus as  $p(w)$  and the unigram distribution of the corpus as  $p(\cdot)$ . Also, we denote the conditional probability of a word  $w'$  co-occurring with  $w$  in the corpus as  $p(w'|w)$ , and the co-occurrence distribution as  $p(\cdot|w)$ . The distributional hypothesis (Harris, 1954; Firth, 1957) indicates that  $p(\cdot|w)$  represents the meaning of the word  $w$ . Since these are probability

distributions, the following holds  $\sum_{w \in V} p(w) = \sum_{w' \in V} p(w'|w) = 1$ , where  $V$  is the vocabulary set of the corpus. The frequency-weighted mean (or the barycenter) of  $p(\cdot|w)$  is the unigram distribution  $p(\cdot)$ , that is,  $p(\cdot) = \sum_{w \in V} p(\cdot|w)p(w)$ .

KL divergence of  $p(\cdot|w)$  to  $p(\cdot)$  is defined as

$$\text{KL}(p(\cdot|w) \parallel p(\cdot)) = \sum_{w' \in V} p(w'|w) \log \frac{p(w'|w)}{p(w')}.$$

In this paper, we denote it by  $\text{KL}(w)$  and call it the KL divergence of word  $w$ .  $\text{KL}(w)$  describes how the co-occurrence distribution  $p(\cdot|w)$  shifts from the barycenter  $p(\cdot)$ , which can be regarded as the amount of information that a word  $w$  has in the corpus. Since  $p(\cdot)$  is the prior distribution and  $p(\cdot|w)$  is the posterior distribution given the word  $w$ ,  $\text{KL}(w)$  can be interpreted as the information gain of word  $w$  (Oladyshkin and Nowak, 2019). The expected value  $\sum_{w \in V} p(w)\text{KL}(w)$  is the mutual information of  $w$  and  $w'$ , which is often called information gain in the literature.

### 3.2 Theoretical explanation

SGNS learns two different embeddings for each word in  $V$ : word embedding  $u_w$  for  $w \in V$  and context embedding  $v_{w'}$  for  $w' \in V$ . We denote the barycenter, i.e., the frequency-weighted average, of embeddings for them as

$$\bar{u} = \sum_{w \in V} p(w)u_w, \quad \bar{v} = \sum_{w' \in V} p(w')v_{w'},$$

and the frequency-weighted centered vectors as

$$\hat{u}_w := u_w - \bar{u}, \quad \hat{v}_{w'} := v_{w'} - \bar{v}.$$

Let  $q(\cdot)$  be the distribution used to sample negative examples in SGNS and  $\nu$  be the number of negative samples per co-occurring word pair  $(w, w')$ . Suppose that the word embeddings perfectly optimize the SGNS’s objective function, the co-occurrence distribution satisfies  $p(w'|w) = \nu q(w')e^{\langle u_w, v_{w'} \rangle}$ . For simplicity of discussion, let us assume that  $p(\cdot) = q(\cdot)$ , then we can show that

$$\text{KL}(w) \simeq \frac{1}{2} u_w^\top \text{Cov}(v) u_w.$$

Note that  $\text{Cov}(v)$  is a frequency-weighted variance-covariance matrix of context embedding. See Appendix A for this derivation. Considering that  $\bar{u}$  corresponds to  $p(\cdot)$ , it is better to replace  $u_w$  with  $\hat{u}_w$  when  $p(\cdot) \neq q(\cdot)$ . Then, denoting by

$$\tilde{u}_w := \text{Cov}(v)^{\frac{1}{2}} \hat{u}_w,$$

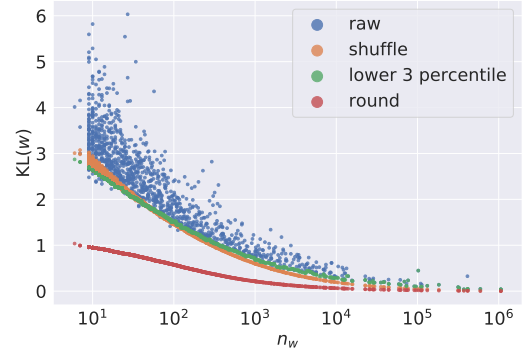


Figure 3: KL divergence computed with four different procedures plotted against word frequency  $n_w$  for the same words in Fig. 1. ‘raw’, ‘shuffle’ and ‘round’ are  $\text{KL}(w)$ ,  $\overline{\text{KL}}(w)$ , and  $\text{KL}_0(w)$ , respectively. ‘lower 3 percentile’ is the lower 3-percentile point of  $\text{KL}(w)$  at each word frequency bin.

the whitened vector of  $\hat{u}_w$  with the context embedding<sup>1</sup>, we have

$$\text{KL}(w) \simeq \frac{1}{2} \|\tilde{u}_w\|^2. \quad (1)$$

### 3.3 Experimental confirmation

We use 300-dimensional embeddings for the 1200 words trained on the text8 corpus using SGNS with 100 epoch iterations (see Appendix B for details). The KL divergence is zero-point adjusted with  $\text{KL}_0(w)$  to take into account the influence of quantization error (see Section 4.3). The adjusted KL divergence is plotted with the squared norm of whitened word embeddings in Fig. 2. We observe that the relationship  $\|\tilde{u}_w\|^2 \simeq 2(\text{KL}(w) - \text{KL}_0(w))$  is approximately satisfied, confirming the theoretical result (1). Note that the formula holds up to the slope constant 1 in Fig. 2, while it was not 1 in Fig. 1.

## 4 Word frequency bias in KL divergence

The KL divergence is highly correlated with word frequency. In Fig. 3, ‘raw’ shows the plot of  $\text{KL}(w)$  and  $n_w$ . The KL divergence tends to be larger for less frequent words. The main factor for this tendency is the error caused by the finite  $N$  of corpus size, which introduces a spurious relationship between  $\text{KL}(w)$  and  $n_w$ . In this paper, we call this error the direct influence of word frequency. The word informativeness can be adequately measured

<sup>1</sup>Note that the exponent of  $\text{Cov}(v)$  is  $\frac{1}{2}$ , not  $-\frac{1}{2}$  in the transformation formula, which we call “whitening” for convenience in this paper.

by using the KL divergence that properly corrects the direct influence.

The word distributions  $p(\cdot)$  and  $p(\cdot|w)$  are calculated from a finite-length corpus. The observed probability of a word  $w$  is  $p(w) = n_w/N$ , where  $N = \sum_{w \in V} n_w$ . The observed probability of a context word  $w'$  co-occurring with  $w$  is  $p(w'|w) = n_{w,w'}/\sum_{w'' \in V} n_{w,w''}$ , where  $n_{w,w'}$  is the number of times that  $w'$  appears within a window of size  $h$  around  $w$  in the corpus, i.e., the number of co-occurrences of the words  $w$  and  $w'$ . Note that the denominator is  $\sum_{w'' \in V} n_{w,w''} = 2hn_w$  if the end-points of the corpus are ignored.

#### 4.1 Sampling error

Consider a corpus that is randomly shuffled, i.e., words are randomly reordered from the original corpus (Tanaka-Ishii, 2021). The unigram information, i.e.,  $n_w$  and  $p(\cdot)$ , remains unchanged after shuffling the corpus. On the other hand, the bigram information, i.e.,  $n_{w,w'}$  and  $p(\cdot|w)$ , computed for the shuffled corpus, does not represent the co-occurrence of words in the original corpus. In the limit of  $N \rightarrow \infty$ ,  $p(\cdot|w) = p(\cdot)$  holds and  $\text{KL}(w) = 0$ . For finite corpus size  $N$ , however,  $p(\cdot|w)$  deviates from  $p(\cdot)$  because  $(n_{w,w'})_{w' \in V}$  is approximately interpreted as a sample from the multinomial distribution with parameter  $p(\cdot)$  and  $2hn_w$ .

Let us generate several sets of randomly shuffled corpus and compute the average of  $\text{KL}(w)$ , denoted as  $\overline{\text{KL}}(w)$ . In the experiments, 10 randomly shuffled corpora are generated.  $\overline{\text{KL}}(w)$  does not convey the bigram information of the original corpus, but does represent the sampling error of the multinomial distribution. In Fig. 3, ‘shuffle’ shows the plot of  $\overline{\text{KL}}(w)$ , which can be very large for small  $n_w$ . In this paper, we call  $\text{KL}(w) - \overline{\text{KL}}(w)$  as the bias-corrected KL divergence.

#### 4.2 Lower 3 percentile of the KL divergence

In Fig. 3, ‘lower 3 percentile’ represents the lower 3-percentile point of  $\text{KL}(w)$  in a narrow bin of word frequency  $n_w$ . The bins are equally spaced intervals on a logarithmic scale. This method allows for faster and more robust computation of  $\overline{\text{KL}}(w)$  directly from  $\text{KL}(w)$  of the original corpus without the need for shuffling. We use this method in Section 5.

	P@5	MRR
TF-IDF	0.13	34.6
$\chi^2$	0.24	43.6
$n_w \text{KL}(w)$	<b>0.25</b>	<b>44.3</b>

Table 1: Keyword extraction of SemEval-2010 Task5.

#### 4.3 Quantization error

The co-occurrence matrix  $(n_{w,w'})_{w,w' \in V}$  is sparse with many zero values at rows of  $w$  with small  $n_w$ . For low-frequency words, the effect of quantization error caused by  $n_{w,w'}$  taking only integer values cannot be ignored. Let us redefine  $n_{w,w'} := \text{round}(2hn_wp(w'))$  and compute the KL divergence, denoted as  $\text{KL}_0(w)$ , which is shown as ‘round’ in Fig. 3. If there is no rounding errors,  $p(w'|w) = p(w')$  so that  $\text{KL}_0(w) = 0$ . In reality, however,  $\text{KL}_0(w)$  is non-negligible for words with small  $n_w$ . In the experiment of Section 3.1, we performed zero-point adjustment  $\text{KL}(w) - \text{KL}_0(w)$ .

### 5 Experiments

In this section, we confirm through experiments on tasks of keyword extraction, hypernym prediction, and part-of-speech discrimination that the KL divergence, and thus the norm of word embedding, actually makes sense in terms of the NLP task provided that the word frequency bias is adequately corrected. In the same way as  $\text{KL}(w) - \overline{\text{KL}}(w)$ , we correct the bias of embedding norm and denote the bias-corrected norm as  $\|u_w\|^2 - \|\overline{u}_w\|^2$ .

#### 5.1 Keyword extraction

We extracted words with a large difference between  $p(\cdot|w)$  and  $p(\cdot)$  measured by KL divergence, i.e., words with a large information gain, and confirmed that the keywords in the document were included among them.

**Settings.** SemEval-2010 Task5 (Kim et al., 2010) was used for the dataset, and P@5 and MRR were employed as evaluation measures. See Appendix C for details. Baselines are TF-IDF and the  $\chi^2$  statistic (Matsuo and Ishizuka, 2004). For keyword extraction, we multiply  $n_w$  to  $\text{KL}(w)$ , because  $G^2 = 2n_w \text{KL}(w)$  is appropriate for testing the null hypothesis that  $p(\cdot|w) = p(\cdot)$ .

**Results.** Table 1 shows that KL divergence performed best, indicating that it represents word importance in the document. As we expect from the



	$n_{\text{hyper}} > n_{\text{hypo}}$				$n_{\text{hyper}} < n_{\text{hypo}}$			
	BLESS	EVALution	LB	Weeds	BLESS	EVALution	LB	Weeds
size	763	2394	1324	1022	573	1241	436	405
random	50.00	50.00	50.00	50.00	50.00	50.00	50.00	50.00
frequency	100.00	100.00	100.00	100.00	0.00	0.00	0.00	0.00
WeedsPrec	93.97	<b>94.78</b>	96.45	95.01	4.54	8.30	8.49	9.14
WeedsPrec – WeedsPrec	36.83	44.86	50.91	52.84	54.62	48.19	50.46	49.88
SLQS Row	96.46	91.73	96.60	<b>95.99</b>	7.68	21.19	12.84	13.09
SLQS Row – SLQS Row	73.00	77.28	68.35	66.93	<b>89.18</b>	48.43	<b>73.17</b>	<b>73.83</b>
SLQS	87.94	84.04	83.16	75.64	52.53	46.25	40.14	32.35
SLQS – SLQS	83.49	70.18	83.38	87.77	42.58	51.33	52.98	54.07
$\text{KL}(w)$	<b>98.43</b>	94.74	<b>96.98</b>	95.69	16.93	21.11	16.51	16.79
$\text{KL}(w) - \overline{\text{KL}}(w)$	91.48	74.48	72.66	65.36	49.04	52.14	48.85	53.09
$\ u_w\ ^2$	98.17	93.69	94.49	89.92	28.27	27.56	22.25	21.48
$\ u_w\ ^2 - \overline{\ u_w\ ^2}$	92.14	75.65	73.19	63.30	74.69	<b>56.65</b>	55.50	58.77

Table 2: Accuracy of hypernym prediction. We divided each dataset into two parts based on the word frequencies of hypernym ( $n_{\text{hyper}}$ ) and hyponym ( $n_{\text{hypo}}$ ).

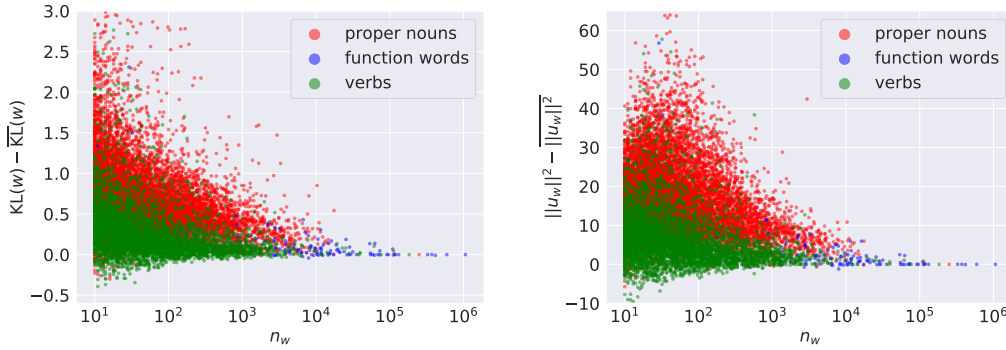


Figure 4: The bias-corrected KL divergence  $\text{KL}(w) - \overline{\text{KL}}(w)$  and the bias-corrected norm of word embedding  $\|u_w\|^2 - \overline{\|u_w\|^2}$  are plotted against word frequency  $n_w$ . Each dot represents a word; 10561 proper nouns (red dots), 123 function words (blue dots), and 4771 verbs (green dots).

fact that  $\chi^2 \approx 2n_w \text{KL}(w)$ , the performance is almost the same for  $\chi^2$ .

## 5.2 Hypernym prediction

In this experiment, we confirm that the KL divergence and the norm of word embedding are good measures for hypernym prediction, which are comparable to existing measures when the frequency bias is adequately corrected. Also, we confirm that the bias correction is effective for existing methods where the word frequency influence has been pointed out in the literature.

**Settings.** The hypernym-hyponym pairs in four common semantic relation datasets were used: BLESS (Baroni and Lenci, 2011), EVALution (San-

tus et al., 2015), Lenci/Benotto (Lenci and Benotto, 2012), and Weeds (Weeds et al., 2014). The baseline methods are WeedsPrec (Weeds and Weir, 2003; Weeds et al., 2004), SLQS (Santus et al., 2014), and SLQS Row (Shwartz et al., 2017). We identify hypernym for smaller values of  $\text{KL}(w)$  or  $\|u_w\|^2$ . In addition to these original measures, we also used the bias-corrected versions of them. The random prediction and naive frequency-based prediction were also included for reference.

**Evaluation methods.** We divided each dataset into two parts based on the word frequencies of hypernym ( $n_{\text{hyper}}$ ) and hyponym ( $n_{\text{hypo}}$ ). Prediction accuracy of each method is computed separately for the  $n_{\text{hyper}} > n_{\text{hypo}}$  part and for the

$KL(w) - \overline{KL}(w)$	Word Examples
Top (0% ~ 10%)	HONDA, INTERPOL, Gabon, Yin, VAR, IMF, Benin, BO, Bene, GB
Middle (45% ~ 55%)	Pete, Dee, Wine, Tony, Bogart, Alice, Cliff, Madonna, Dover, Leopold
Bottom (90% ~ 100%)	storm, haven, sale, miracle, discover, Phillip, duty, prohibition, capitol, comfort

Table 3: Randomly sampled word examples for each range of KL divergence.

$n_{\text{hyper}} < n_{\text{hypo}}$  part.

**Results.** Table 2 shows the size of dataset and prediction accuracy. Accuracy is 50% for random prediction and either 100% or 0% for frequency-based prediction. For each dataset, the size is larger for the  $n_{\text{hyper}} > n_{\text{hypo}}$  part than the  $n_{\text{hyper}} < n_{\text{hypo}}$  part, indicating that hypernym tends to have a higher word frequency than hyponym. Therefore, measures that are highly correlated with word frequency work well overall, but the hypernym prediction is challenging for the  $n_{\text{hyper}} < n_{\text{hypo}}$  part.

Without the bias-correction, all the methods compared (WeedsPrec, SLQS Row,  $KL(w)$ , and  $\|u_w\|^2$ ) are accurate for the  $n_{\text{hyper}} > n_{\text{hypo}}$  part, but not for the  $n_{\text{hyper}} < n_{\text{hypo}}$  part, which indicates that the prediction of these measures is highly correlated with the word frequency.

By applying the bias correction to the four measures, the accuracy improves for the  $n_{\text{hyper}} < n_{\text{hypo}}$  part. In particular, the KL divergence and the embedding norm perform well, which is comparable to the other existing measures.

### 5.3 Part-of-speech discrimination

In this experiment, we confirm that the KL divergence and the embedding norm, when bias-corrected, may discriminate part-of-speech.

**Dataset.** We used 10561 proper nouns, 123 function words, and 4771 verbs (word set 2 in Appendix B) selected from the corpus.

**Result 1.** In Fig. 4, the three types of part-of-speech are clearly discriminated by the value of  $KL(w) - \overline{KL}(w)$  or  $\|u_w\|^2 - \overline{\|u_w\|^2}$ . These values are larger for proper nouns than for function words and verbs. The results are consistent with the idea that context words of proper nouns are expected

to be more limited than context words of function words and verbs, and thus proper nouns are more informative (Schakel and Wilson, 2015).

**Result 2 (limited to proper nouns).** Table 3 shows randomly sampled 10 proper nouns for each range of the bias-corrected KL divergence. They were sampled from 2428 proper nouns with  $100 \leq n_w \leq 1000$  so that the influence from frequency is reduced. Since our experiment is case-insensitive, some selected words were actually considered as common nouns, such as *storm*, *haven*, etc. Such common nouns tend to have small KL values. On the other hand, words with top KL values include proper nouns such as company names, suggesting that they are more informative.

## 6 Conclusion

We showed theoretically and empirically that the KL divergence, i.e., the information gain of the word, is encoded in the norm of word embedding. The KL divergence and, thus, the norm of word embedding has the word frequency bias, which has to be corrected when we use it in the experiments. We then confirmed that the KL divergence and the norm of word embedding are useful in practice in terms of NLP tasks.

## References

- Alan Agresti. 2013. *Categorical Data Analysis*, 3rd edition. John Wiley & Sons.
- Carl Allen and Timothy Hospedales. 2019. Analogies explained: Towards understanding word embeddings. In *Proceedings of the 36th International Conference on Machine Learning*, volume 97, pages 223–231.
- Nikolay Arefyev, Pavel Ermolaev, and Alexander Panchenko. 2018. How much does a word weigh? weighting word embeddings for word sense induction. ArXiv 1805.09209.
- Sanjeev Arora, Yuanzhi Li, Yingyu Liang, Tengyu Ma, and Andrej Risteski. 2016. [A latent variable model approach to PMI-based word embeddings](#). *Transactions of the Association for Computational Linguistics*, 4:385–399.
- Marco Baroni and Alessandro Lenci. 2011. [How we BLESSed distributional semantic evaluation](#). In *Proceedings of the Workshop on GEometrical Models of Natural Language Semantics (GEMS 2011)*, pages 1–10, Edinburgh, UK. Association for Computational Linguistics.
- Steven Bird. 2006. [NLTK: The Natural Language Toolkit](#). In *Proceedings of the COLING/ACL 2006 Interactive Presentation Sessions*, pages 69–72, Sydney, Australia. Association for Computational Linguistics.
- Thomas Bott, Dominik Schlechtweg, and Sabine Schulte im Walde. 2021. [More than just frequency? demasking unsupervised hypernymy prediction methods](#). In *Findings of the 2021 Annual Meeting of the Association for Computational Linguistics (ACL-IJCNLP)*, pages 186–192, Online. Association for Computational Linguistics.
- Kawin Ethayarajh. 2019. [How contextual are contextualized word representations? Comparing the geometry of BERT, ELMo, and GPT-2 embeddings](#). In *Proceedings of the 2019 Conference on Empirical Methods in Natural Language Processing and the 9th International Joint Conference on Natural Language Processing (EMNLP-IJCNLP)*, pages 55–65, Hong Kong, China. Association for Computational Linguistics.
- J. R. Firth. 1957. A synopsis of linguistic theory 1930–55. *Studies in Linguistic Analysis (special volume of the Philological Society)*, 1952–59:1–32.
- Zellig Harris. 1954. Distributional structure. *Word*, 10(2–3):146–162.
- Aur lie Herbelot and Mohan Ganesalingam. 2013. [Measuring semantic content in distributional vectors](#). In *Proceedings of the 51st Annual Meeting of the Association for Computational Linguistics: Volume 2, Short Papers*, pages 440–445, Sofia, Bulgaria. Association for Computational Linguistics.
- Su Nam Kim, Olena Medelyan, Min-Yen Kan, and Timothy Baldwin. 2010. [SemEval-2010 task 5 : Automatic keyphrase extraction from scientific articles](#). In *Proceedings of the 5th International Workshop on Semantic Evaluation (SemEval 2010)*, pages 21–26, Uppsala, Sweden. Association for Computational Linguistics.
- Goro Kobayashi, Tatsuki Kuribayashi, Sho Yokoi, and Kentaro Inui. 2020. [Attention is not only a weight: Analyzing transformers with vector norms](#). In *Proceedings of the 2020 Conference on Empirical Methods in Natural Language Processing (EMNLP)*, pages 7057–7075, Online. Association for Computational Linguistics.
- Alessandro Lenci and Giulia Benotto. 2012. [Identifying hypernyms in distributional semantic spaces](#). In *\*SEM 2012: The First Joint Conference on Lexical and Computational Semantics – Volume 1: Proceedings of the main conference and the shared task, and Volume 2: Proceedings of the Sixth International Workshop on Semantic Evaluation (SemEval 2012)*, pages 75–79, Montr al, Canada. Association for Computational Linguistics.
- Y. Matsuo and M. Ishizuka. 2004. [Keyword extraction from a single document using word co-occurrence statistical information](#). *International Journal on Artificial Intelligence Tools*, 13(01):157–169.
- Jeff Mitchell and Mirella Lapata. 2010. [Composition in distributional models of semantics](#). *Cognitive Science*, 34(8):1388–1429.
- Sergey Oladyshkin and Wolfgang Nowak. 2019. [The connection between bayesian inference and information theory for model selection, information gain and experimental design](#). *Entropy*, 21(11):1081.
- Anna Rogers, Olga Kovaleva, and Anna Rumshisky. 2020. [A primer in BERTology: What we know about how BERT works](#). *Transactions of the Association for Computational Linguistics*, 8:842–866.
- Enrico Santus, Alessandro Lenci, Qin Lu, and Sabine Schulte im Walde. 2014. [Chasing hypernyms in vector spaces with entropy](#). In *Proceedings of the 14th Conference of the European Chapter of the Association for Computational Linguistics: Volume 2, Short Papers*, pages 38–42, Gothenburg, Sweden. Association for Computational Linguistics.
- Enrico Santus, Frances Yung, Alessandro Lenci, and Chu-Ren Huang. 2015. [EVALution 1.0: an evolving semantic dataset for training and evaluation of distributional semantic models](#). In *Proceedings of the 4th Workshop on Linked Data in Linguistics: Resources and Applications*, pages 64–69, Beijing, China. Association for Computational Linguistics.
- Adriaan M. J. Schakel and Benjamin J. Wilson. 2015. [Measuring word significance using distributed representations of words](#). ArXiv 1508.02297.

Tobias Schnabel, Igor Labutov, David Mimno, and Thorsten Joachims. 2015. [Evaluation methods for unsupervised word embeddings](#). In *Proceedings of the 2015 Conference on Empirical Methods in Natural Language Processing (EMNLP)*, pages 298–307, Lisbon, Portugal. Association for Computational Linguistics.

Vered Shwartz, Enrico Santus, and Dominik Schlechtweg. 2017. [Hypernyms under siege: Linguistically-motivated artillery for hypernymy detection](#). In *Proceedings of the 15th Conference of the European Chapter of the Association for Computational Linguistics: Volume 1, Long Papers*, pages 65–75, Valencia, Spain. Association for Computational Linguistics.

Kumiko Tanaka-Ishii. 2021. *Statistical Universals of Language*. Springer.

Julie Weeds, Daoud Clarke, Jeremy Reffin, David Weir, and Bill Keller. 2014. [Learning to distinguish hypernyms and co-hyponyms](#). In *Proceedings of the 25th International Conference on Computational Linguistics (COLING 2014): Technical Papers*, pages 2249–2259, Dublin, Ireland. Dublin City University and Association for Computational Linguistics.

Julie Weeds and David Weir. 2003. [A general framework for distributional similarity](#). In *Proceedings of the 2003 Conference on Empirical Methods in Natural Language Processing (EMNLP)*, pages 81–88.

Julie Weeds, David Weir, and Diana McCarthy. 2004. [Characterising measures of lexical distributional similarity](#). In *Proceedings of the 20th International Conference on Computational Linguistics (COLING 2004)*, pages 1015–1021, Geneva, Switzerland. COLING.

Sho Yokoi, Ryo Takahashi, Reina Akama, Jun Suzuki, and Kentaro Inui. 2020. [Word rotator’s distance](#). In *Proceedings of the 2020 Conference on Empirical Methods in Natural Language Processing (EMNLP)*, pages 2944–2960, Online. Association for Computational Linguistics.

## A Derivation of approximate formula for the KL divergence

When the KL divergence is small enough, it is approximately symmetric and  $\text{KL}(p(\cdot|w) \parallel p(\cdot)) \simeq \text{KL}(p(\cdot) \parallel p(\cdot|w))$  holds. Substituting  $p(w'|w) = \nu p(w') e^{\langle u_w, v_{w'} \rangle}$  into this formula, the following holds.

$$\begin{aligned} & \text{KL}(p(\cdot) \parallel p(\cdot|w)) \\ &= \sum_{w' \in V} p(w') \log \frac{p(w')}{p(w'|w)} \\ &= \sum_{w' \in V} p(w') \left( -\log \nu - \langle u_w, v_{w'} \rangle \right) \\ &= -\log \nu - \langle u_w, \bar{v} \rangle \end{aligned}$$

Dimensionality	300
Epochs	100
Window size $h$	10
Negative samples $\nu$	5
Learning rate	0.025

Table 4: SGNS parameters.

Since  $\sum_{w' \in V} p(w'|w) = 1$ , it follows that

$$\begin{aligned} 1 &= \sum_{w' \in V} p(w'|w) \\ &= \sum_{w' \in V} \nu p(w') e^{\langle u_w, v_{w'} - \bar{v} \rangle} e^{\langle u_w, \bar{v} \rangle} \\ &= \nu e^{\langle u_w, \bar{v} \rangle} \sum_{w' \in V} p(w') \left( 1 + \langle u_w, v_{w'} - \bar{v} \rangle + \right. \\ &\quad \left. \frac{1}{2} \langle u_w, v_{w'} - \bar{v} \rangle^2 + \dots \right) \\ &\simeq \nu e^{\langle u_w, \bar{v} \rangle} \left( 1 + \langle u_w, \bar{v} - \bar{v} \rangle + \frac{1}{2} u_w^\top \text{Cov}(v) u_w \right) \\ &\simeq \nu e^{\langle u_w, \bar{v} \rangle} \exp \left( \frac{1}{2} u_w^\top \text{Cov}(v) u_w \right). \end{aligned}$$

Note that the higher-order terms in the Taylor expansion are ignored. Substituting this formula into the KL divergence expression, we get

$$\text{KL}(w) \simeq \frac{1}{2} u_w^\top \text{Cov}(v) u_w.$$

## B Details of experiments on word embedding and KL divergence

**Traning of SGNS model.** In experiments, we use embeddings trained on text8 corpus using SGNS. Parameters used to train SGNS are summarized in Table 4. The learning rate shown is the initial value, which we decreased linearly to the minimum value of  $1.0 \times 10^{-4}$  during the learning process.

**Co-occurrence matrix calculation.** We used the text8 corpus<sup>2</sup> with corpus size  $N = 170\text{M}$ . For the calculation of the word co-occurrence matrix  $(n_{w,w'})_{w,w' \in V}$ , the window size was set to  $h = 10$ , and the words  $w'$  that appear within  $\pm h$  of  $w$  were counted as co-occurred, except for the endpoints of the corpus.

**Word set 1.** In experiments to investigate the relationship between the KL divergence, word frequency, and the embedding norm (Fig. 1, Fig. 2,

<sup>2</sup><http://mattmahoney.net/dc/textdata.html>



Fig. 3), a total of 1200 words were used for visualization purpose. Words  $w \in V$  were sorted in decreasing order of  $n_w$ . We selected the first 200 words, and the additional 1000 words selected every 50 words.

**Word set 2.** In Section 5.3, we used 10561 proper nouns that appear in the text8 corpus; these nouns were obtained from the 61711 words of the English Proper nouns database<sup>3</sup>. Function words and verbs were obtained by POS tagging in NLTK. In the text8 corpus, we used 123 function words that were tagged as {IN, PRP, PRP\$, WP, WP\$, DT, PDT, WDT, CC, MD, RP}, and 4771 verbs that were tagged as {VB, VBD, VBG, VBN, VBP, VBZ}.

## C Details of experiment in Section 5.1

**Dataset and preprocessing.** The dataset used for the keyword extraction experiment is SemEval-2010 Task5 (Kim et al., 2010), which consists of 243 scientific documents, and each document is accompanied by 10 to 20 keywords. The specified keywords may contain words that do not appear in the document. Each document was preprocessed by removing stopwords and stemming each word. Stopwords were defined by NLTK (Bird, 2006) and NLTK’s PorterStemmer were used for stemming.

**Experimental procedure.** In this experiment, each document was treated as a corpus. All the statistics, such as  $n_w$ ,  $p(\cdot)$ ,  $p(\cdot|w)$ ,  $KL(w)$  and the vocabulary set  $V$  were computed for each document. Only a subset  $V' \subset V$  of the vocabulary set was used for stable computation of distributions. For constructing  $V'$ , all the words  $w \in V$  were sorted in decreasing order of  $n_w$ , and the cumulative frequency  $c_i = \sum_{j=1}^i n_{w_j}$  up to the  $i$ -th word were computed for  $i = 1, 2, \dots, |V|$ . Then  $V' = \{w_1, \dots, w_i\}$  was defined with the smallest  $i$  such that  $c_i \geq N/10$ . Distributions  $p(w')$  and  $p(w'|w)$  were computed for  $w' \in V'$  and  $w \in V$ , and then  $KL(w)$  for all  $w \in V$  were computed. For predicting keywords, we sorted  $w \in V$  in decreasing order of  $KL(w)$  but  $w$  with  $n_w < 5$  were excluded from the candidates for keyword prediction. As evaluation metrics, we used P@5 and MRR. P@5 measures the accuracy of the top five words predicted by each method, and MRR measures the mean reciprocal rank of the first correct

keyword in the ranked prediction list.

## D Details of experiment in Section 5.2

**Datasets.** Among the hypernym-hyponym pairs in each dataset, we used those consisting of words that appear in the text8 corpus. Specifically, we used 1336 pairs from the 1337 pairs of the BLESS dataset, 3635 pairs from the 3637 pairs of the Evaluation dataset, 1760 pairs from the 1933 pairs of the Lenci/Benotto dataset, 1427 pairs from the 1427 pairs of the Weeds dataset.

<sup>3</sup><https://github.com/jx1wqq/english-proper-nouns/>