

# A Large-Scale Analysis of Phishing Websites Hosted on Free Web Hosting Domains

Sayak Saha Roy  
The University of Texas at Arlington  
sayak.saharoy@mavs.uta.edu

Unique Karanjit  
The University of Texas at Arlington  
unique.karanjit@mavs.uta.edu

Shirin Nilizadeh  
The University of Texas at Arlington  
shirin.nilizadeh@uta.edu

**Abstract**—While phishing attacks have evolved to utilize several obfuscation tactics to evade prevalent detection measures, implementing said measures often requires significant technical competence and logistical overhead from the attacker’s perspective. In this work, we identify a family of phishing attacks hosted over Free web-Hosting Domains (FHDs), which can be created and maintained at scale with very little effort while also effectively evading prevalent anti-phishing detection and resisting website takedown. We observed over 8.8k such phishing URLs shared on Twitter and Facebook from February to August 2022 using 24 unique FHDs. Our large-scale analysis of these attacks shows that phishing websites hosted on FHDs remain active on Twitter and Facebook for at least 1.5 times longer than regular phishing URLs. In addition, on average, they have 1.7 times lower coverage from anti-phishing blocklists than regular phishing attacks, with a coverage time also being 3.8 times slower while only having half the number of detections from anti-phishing tools. Moreover, only 23.6% of FHD URLs were removed by the hosting domain a week after their first appearance, with a median removal time of 12.2 hours. We also identified several gaps in the prevalent anti-phishing ecosystem in detecting these threats. Based on our findings, we developed FreePhish, an ML-aided framework that acts as an effective countermeasure to detect and mitigate these URLs automatically and more effectively. By regularly reporting phishing URLs found by FreePhish to FHDs and hosting registrars over a period of two weeks, we note a significant decrease in the time taken to remove these websites. Finally, we also provide FreePhish as a free Chromium web extension that can be utilized to prevent end-users from accessing potential FHD-based phishing attacks.

## 1. Introduction

Phishing attacks are responsible for countless data breach incidents and credential fraud that lead to millions of dollars in financial damage [1]–[3]. To counteract these attacks, security organizations maintain anti-phishing blocklists to identify and report new phishing websites to the domain providers (which host the website) so that the website can be taken down. To proactively protect users from visiting these websites, blocklists are also incorporated into web browsers as plug-in extensions [4]–[6]. However, despite

their best efforts, the prevalent anti-phishing ecosystem can be analogized as a *cat-and-mouse* game, where the attackers continue to develop newer ways to evade detection [7]–[9], with blocklists needing to play catch up [10], [11]. Our work is focused on demystifying an evasive family of phishing attacks that are widespread on Twitter and Facebook and hosted over several unique Free web-Hosting Domains (FHDs). The inherent structure of these websites drastically reduces the attackers’ effort to launch and maintain phishing websites at a large scale while also successfully evading *discovery*, *detection*, and *removal* by anti-phishing entities. To the best of our knowledge, this work is the first large-scale study of phishing websites created on free web-hosting domains, which characterizes the features and effectiveness of over 8.8k phishing URLs that are created on FHDs and shared on Twitter and Facebook over a period of six months. Finding these attacks to be pervasive on social media, we further try to understand what makes these attacks evasive.

In Section 3, we illustrate our procedure to collect websites from both social media platforms and verify them as phishing attacks. To identify why attackers prefer using FHDs, in Section 4, we quantitatively analyze several features and characteristics of these domains and indicate the inherent advantages that enable attackers to scale their attacks and evade anti-phishing detection when hosting phishing websites on FHDs. Section 5 discusses our methodology to evaluate the performance, *viz.*, *coverage* and *response time* against these attacks by four popular phishing blocklists: PhishTank [12], OpenPhish [13], Google Safe Browsing [4] and APWG eCrimeX [14], 76 security tools, as well as the FHD service providers and the social media networks (Twitter and Facebook) that these URLs were shared on. Our comprehensive measurement in Section 6 highlights several gaps in the prevalent anti-phishing ecosystem against FHD-based phishing attacks. In Section 6.4.1, we also note how attackers are further improving their efforts to host more evasive attacks on certain domains, such as hiding phishing attacks from other domains inside i-frames, multi-step phishing attacks and also malicious drive-by downloads. We utilize our findings to build an ML-based framework, *FreePhish*, which automatically identifies new FHD-based phishing attacks shared on social media while also evaluating the effectiveness of anti-phishing blocklists, domain providers and social media platforms against them

as well. In Section 7.1.3, we discuss a longitudinal study done over two weeks, where we report websites identified by FreePhish to domain providers regularly and find a significant reduction in website removal speeds for those reported websites. Finally, we provide FreePhish available as a Chromium web extension that can proactively prevent users from accessing FHD-based phishing attacks.

The primary contributions of our work are:

- 1) We conduct the first large-scale analysis on phishing websites created through 24 free web hosting services and identify several features which help attackers evade detection by prevalent anti-phishing approaches and resist website takedown.
- 2) We evaluate the performance of four popular anti-phishing blocklists, 76 engines, and hosting providers, as well as the social media platforms, and find that all of these entities have significantly low coverage and high response time (the time taken to detect the attack), indicating a huge gap in the present anti-phishing ecosystem against these attacks.
- 3) We developed FreePhish, an ML-aided framework that is trained on features characteristic to FHD-based phishing attacks and can automatically identify these websites in the wild, report them to domain registrars for takedown and longitudinally evaluate their coverage on prevalent anti-phishing entities. Our ML-based classifier had an accuracy of 97.4% and outperforms several open-sourced ML-based anti-phishing measures.
- 4) Using FreePhish, we were able to identify 1,260 new FHD-based phishing attacks over the period of two weeks, a large majority of which were not discovered by GSB, eCrimeX, PhishTank, OpenPhish, and VirusTotal. Also, websites reported by FreePhish to their respective hosting providers had a higher chance of removal at a much faster pace, when compared to URLs that were not reported. These findings further indicate the effectiveness of our framework in reducing the lifespan of FHD-hosted phishing attacks.
- 5) We provide FreePhish as a free web extension that can be used in any Chromium based web-browser to proactively prevent users from accessing FHD-based phishing attacks.

## 2. Related Work

**Anti-phishing systems:** As users are highly susceptible to phishing attacks [15], [16], anti-phishing tools [4]–[6] are usually included in modern web-browsers to prevent users from accessing these websites. These tools often rely on blocklists, a frequently updated database of known phishing websites. Blocklists gather this information either from community reports [12], data shared by third-party partners [13], or web crawler frameworks that examine

phishing characteristics in new websites [10]. To further aid phishing detection, researchers have implemented several automated models which rely on machine learning and deep learning architectures [17], [18] or heuristic implementations [19], [20]. However, recent work has highlighted several shortcomings of anti-phishing blocklists and automated tools against evasive attacks. For example, Oest et al. [10] identified how server-side cloaking attacks could significantly compromise blocklist detection capabilities and speed. Acharya et al. [21] pointed out several browser-based fingerprinting obfuscations used by attackers to evade automated anti-phishing crawlers entirely, whereas AlEroud et al. [22] exploited meta-URL features to do the same. In this paper, we show that most evasive phishing attacks hosted through free web hosting domains can avoid blocklisting and tool detection entirely and even evade automated ML-based detection tools.

**The cost of launching phishing attacks:** The technical proficiency required to launch a phishing attack has decreased drastically after the introduction of *phishing kits* [23], dedicated software packages that handle the development and hosting of phishing websites automatically. Some features provided by these kits involve the inclusion of evasive features to avoid detection [24], [25]. From the attackers’ perspective, however, these kits are often expensive [26], with free alternatives often being laced with malware [27]. Like regular websites, attackers must also purchase web domains (usually provided by a hosting service) to host their phishing websites. Considering that most phishing attacks only remain active for less than a day [11], attackers resort to purchasing cheap non-conventional top-level domains (TLDs), such as *.store*, *.top*, *.live*, etc. in bulk [28]. An over-saturation of phishing attacks on such TLDs has made them subject to closer scrutiny from anti-phishing blocklists and hosting services [29]–[31], which significantly decreases the uptime of phishing attacks.

## 3. Data Collection

Our analysis primarily focuses on phishing URLs that were shared on Twitter and Facebook. Prior literature has reviewed the rising impact of phishing attacks and campaigns that are shared on social media platforms [32]–[34]. Also, the lack of indexing for these websites makes it difficult to reliably collect FHD-based phishing URLs from online sources, a stark contrast to the ease of collecting public posts which contain FHD-based phishing URLs shared on Twitter and Facebook using their respective APIs. Therefore, we used the official Twitter API [35] to collect 2.4 million tweets containing URLs from February 15th to August 2nd, 2022. Similarly, we used the CrowdTangle API [36] to collect 1.9 million posts that contained URLs that were shared on Facebook groups and pages during the same time period.

**Identifying phishing webpages:** A popular approach towards longitudinally identifying and characterizing phishing attacks over time is using VirusTotal [37], an online tool which aggregates detection scores from 76 anti-phishing

TABLE 1: Description of datasets

Dataset	No of FHD URLs		Time-frame of data	Artifact	Verification Method	Used for analysis
	Twitter	Facebook				
D1	5,927	2,932	Feb 2022– Aug 2022	Full website snapshot	VirusTotal+credential field	Characterization and measurement (Section 4 through 7)
D2	18,312	29,120	Jan 2020– Aug 2022	Only URL	VirusTotal only	Prevalence of FHD attacks over two years (Section 3)

tools. The primary attack vector of phishing websites is to deceive users into sharing their credentials. Thus, we filtered for websites with credential-requiring fields by checking for 17 terms that indicate credential-taking intention in the  $\langle form \rangle$  and  $\langle input \rangle$  tags in the website’s source code. Identifying credential fields is often considered to be an effective measure of detecting phishing attacks [38]–[40]. To further confirm if the website was phishing, the URLs were scanned using VirusTotal. However, malicious websites might often not have visible credential fields (e.g., in multi-level phishing attacks [40], [41] or websites distributing malware [42], [43]), and thus we considered URLs which have two or more detections on VirusTotal, and then manually verified these URLs. This threshold of two or more detections is proposed in prior literature [44], [45]. We collected 42,194 URLs (26,673, and 15,521 URLs on Twitter and Facebook, respectively). **Filtering for phishing websites hosted on free web-hosting domains:** Since websites created using a free web hosting domain always have the web hosting service as a second-level domain name (e.g., websites hosted over Weebly, a popular FHD, have URL in the form *websitename.weebly.com*), we used a regular expression to filter for phishing websites which used these domains. Out of a collective total of 42.1k URLs with credential fields and at least two detections on VirusTotal, we found 8,859 URLs (5,927 from Twitter and 2,932 from Facebook) that were hosted across 24 unique FHDs. The distribution of these URLs across the different FHDs is illustrated in Figure 1. Some of the domains frequently abused by FHD-based phishing attacks in our dataset included Weebly (n=1,307), DuckDNS (1,096), 000webhostapp (1,195), Blogspot (689), Google Sites (n=541) and Wix (n=496). Also, to denote phishing websites which are not hosted on FHDs, we use the terms *self-hosted*, *regular*, and *traditional* websites interchangeably throughout the paper to refer to phishing websites which have their own IP address and domain name.

**Historical pervasiveness of FHD-based attacks:** Before moving on to characterizing FHD-based phishing attacks in Section 4, we further motivate the need for studying FHD phishing websites by illustrating how the volume of these attacks has grown over time for at least two years. Similar to the methodology of populating our main dataset (D1) as explained in Section 3, we used the Twitter [46] and Crowdtangle [36] Academic APIs to identify all FHD-hosted phishing attacks shared on Twitter and Facebook from January 2020 to August 2022. Note that this dataset (D2) is only utilized for the purposes of this single analysis only, and is not used anywhere else in the rest of the paper. This is because, several of these websites were at least a few months old and were not suitable for our measurement study to identify the effectiveness of anti-phishing entities,

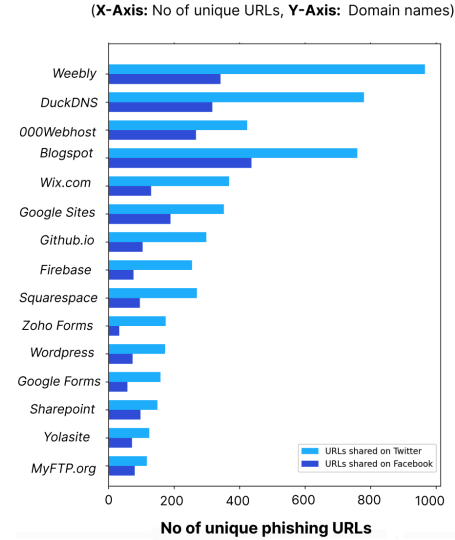


Figure 1: Distribution of unique phishing URLs (n=8,859) found on Twitter (n=5,927) and Facebook (n=2,932) across the top 15 FHDs.

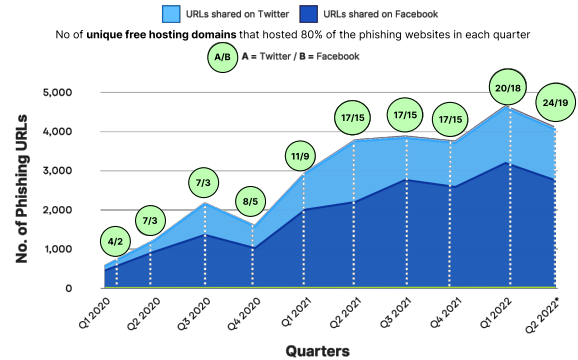


Figure 2: Distribution of FHD-based phishing attacks shared on Twitter and Facebook from January 2020 to August 2022.

which was required for our analysis. Websites that overlapped between the two datasets (URLs collected between February to August 2022) are utilized for analysis as a part of the second dataset. To avoid confusion, we illustrate the purpose of both datasets in Table 1. Figure 2 illustrates the distribution of these attacks overtime over the two social media platforms. From our analysis over D2, we found that not only have the number of FHD phishing attacks increased rapidly over time but also attackers have adopted newer domains to host their attacks. To succinctly illustrate the later point, for each time-bin (indicating one month), we

point out the number of unique free web-hosting domains which contributed towards 80% of the FHD phishing attacks in that particular time-bin. The phenomenon of using newer domains over time might be explained by them abusing a few particular domains to such an extent that anti-phishing entities and even the hosting services become more adept at blocking the websites, leading the attackers to switch to another (newer) domain.

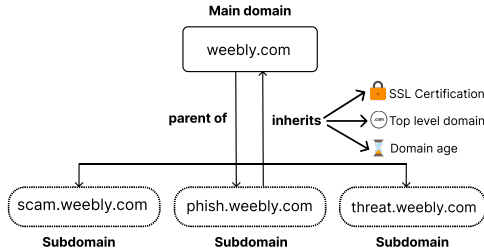


Figure 3: Domain structure of an FHD phishing attack, which inherits several crucial features from the FHD service.

#### 4. Structural characterization of FHD attacks

We highlight several factors which make hosting these phishing websites highly convenient, scalable, and evasive.

**No investment.** As evident from its name, free web hosting domains allow you to host a website, *free of cost*, on its server. Historically, phishing attackers have been known to buy domains in bulk [47], [48] to lower the cost. Considering that when phishing websites are detected by anti-phishing entities, the full URL is blocklisted, or in the case of the domain being taken down (by the hosting provider), the attacker’s account might get blocked. Thus, to relaunch the phishing websites, the attacker needs to invest further in newer domains. However, in the case of these free hosting domains, the attacker does not need to have *any* investment to launch the attacks, thus also *massively* increasing the chances for the attacker to abuse the domain repeatedly by hosting multiple phishing websites. Also, in the event of the website getting blocklisted by anti-phishing entities, they can just recreate the attack on the same domain or switch to another free hosting domain without any added expenditure.

**Ease of creation.** To deceive users into sharing their information, phishing attacks usually aim to closely imitate legitimate websites. While hosting domains enable the phishing website to be accessible over the web, attackers still need to write code for the webpage and its relevant dependencies, and thus its appearance and functionality are dependent on the technical proficiency of the attacker. Phishing kits [23], [24] have made it somewhat easier to deploy websites with pre-built phishing templates, but on the flip side require a financial investment, with additional skill still often needed for customizing the website. However, 16 out of the 24 free web-hosting domains in our dataset provide users with easy-to-use *drag-and-drop* website builders

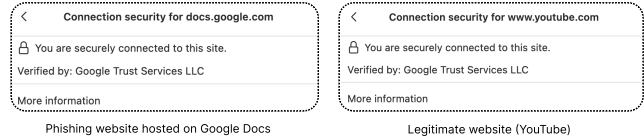


Figure 4: FHD and legitimate website share the same SSL certification

which do not require writing *any* code. Thus, attackers with essentially no coding experience can also create and publish phishing websites in a few minutes. These builders also handle the data entered in the credential fields (by victims) and provide additional applications such as SEO boosting and social media integration. They also provide the option to embed custom HTML code, which can be exploited by attackers to embed malicious i-frames.

##### SSL Certification.

To avoid phishing scams, users are often advised to check if a website has SSL certification [49]. However, nowadays, more than 49% of phishing URLs have SSL certification [50]. Attackers need to pay for the certification, and the process towards verification might range from a few hours to even days [51]. On the other hand, phishing attacks hosted on FHDs *already* have an SSL certification *immediately* after they are created *without* any verification. These websites use the same SSL certificates as their hosting provider. Figure 4 shows one such example where a phishing attack hosted on Google Forms has the same SSL certificate as YouTube.com, an official Google platform. Thus, the nature of these websites might provide users with a false sense of security. Moreover, considering that AI-based phishing detection models often rely on the presence of SSL certification [52], [53], having this feature makes it easy for attackers to evade detection.

**Premium TLDs.** Domain providers often price their domains based on the popularity of the top-level domains (TLDs). For example, the *.com*, *.org* TLDs are more expensive than the TLDs such as *.xyz*, *.live*, *.top*. To save on investment, attackers usually launch phishing websites on cheaper TLDs [54], which have, in turn, tuned blocklists, tools, and automated machine learning tools to use TLDs as a heuristic for detection [55]–[57]. A recent study found that users have much higher trust in *.com* TLDs than other less popular ones [58]. In our dataset, 21 (out of 24) FHDs had a *.com* TLD. Thus, attackers can host their websites for free and get a premium TLD at no cost, possibly evading user suspicion and anti-phishing detection.

**Longer domain age.** Phishing websites usually remain active for a very short period of time since they are either blocklisted/taken down, or abandoned by the attacker. Thus several anti-phishing tools consider the *domain age* to be an important heuristic feature [24], [59], [60]. However, the domain age of FHD-based attacks, recorded by the registrar information database (such as WHOIS [61]), is the age of the domain provider itself. Since the original domain of these FHDs (e.g., Weebly, Google Sites, Squarespace) are



several years old, heuristic-based detection models may not detect them. We checked the WHOIS domain record for each of the 8,859 FHD phishing URLs in our dataset D1 and found that they have a median domain age of 16.5 years. On the other hand, the same number of phishing URLs that used one of 307 unique traditional domains had a median age of only 255 days. **Website code similarity.** Several automated phishing detection measures assume that phishing websites have a simple code structure and differ significantly from legitimate websites [62], [63], while others tend to compare the source code of websites with that of known phishing websites [64]. However, websites created on most FHD services usually share the same template. For each FHD, we use the Levenshtein edit distance algorithm, a popular metric [65], [66] to compute website code similarity, to identify the extent to which HTML code blocks between benign and phishing websites hosted on the service were similar. We explain our computation methodology and the similarity score between domains in Appendix .1 We found a median code similarity of 71.4% between benign and phishing URLs hosted on FHDs. This may be due to 16 out of 24 FHDs allow users to create websites using pre-defined templates. **Harder to discover.** Once domains get their SSL certification, they appear on the Certificate Transparency (CT) Log network [67]. Since a large portion of phishing domains now have SSL certification [50], several anti-phishing methods focus on identifying newer attacks from this log [68]–[70]. However, since FHD-based phishing attacks *inherit* the same SSL certificate as the FHD, they do not appear in the CT network logs. By independently observing a feed of 9.3 million URLs using Certstream [71], an API to access CT network logs in real-time, for a week, from April 22nd to 28th, 2022, we did not find any FHD-based URLs [72]. Several anti-phishing crawlers also check websites indexed by search engines to discover new phishing attacks [72]–[74]. However, from our dataset (n=8,859), only 624 FHD-based phishing attacks (7.04%) were indexed by Google compared to 5,892 self-hosted phishing attacks (66.5%). Google does not index websites that do not have any links pointing to them (a common occurrence for phishing attacks hosted under subdomains) or if the website source code explicitly contains the `< noindex >` meta tag, which indicates to Google (and other search engines) not to index the website [75]. We found 3,762 URLs (42.4%) of all FHD-based phishing URLs in our dataset, which had a `< noindex >` meta-tag in their source code.

## 5. Measurement Study

We longitudinally evaluated how different anti-phishing entities *perform* against FHD-based phishing attacks. To measure *performance*, we investigate two factors: *coverage*, i.e., what percentage of FHD-based phishing URLs were detected/ removed by an anti-phishing entity during a week from when the URL first appeared in our dataset, and *response time*, i.e., how long it took for the anti-phishing entity to detect/ remove a URL after it appeared in our dataset. Our analysis measures blocklist coverage and re-

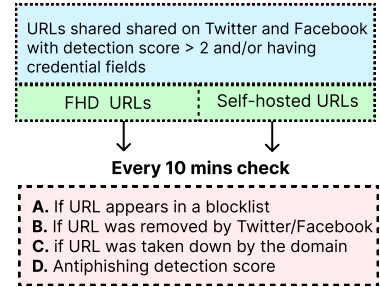


Figure 5: Our measurement pipeline used for Analysis A through D

sponse time of FHD phishing attacks by i) four popular anti-phishing blocklists: Google Safe Browsing [4], PhishTank [12], OpenPhish [13] and APWG eCrimex [14] (**Analysis A**), ii) commercial anti-phishing tools using VirusTotal (**Analysis B**), iii) by the hosting domains (**Analysis C**), and iv) by the respective social media platform they were shared on (i.e., Twitter and Facebook) (**Analysis D**). Our analysis also compares FHD-based phishing detection coverage and response times by the different entities with the same for traditional phishing attacks (i.e., those with first-level domain names, e.g., *pleasegivemeyourpassword.com*.) This is to further identify if hosting phishing websites on FHDs is more beneficial for the attacker than self-hosting them. In Section 6.1.2, we also evaluate blocklist coverage and response time for each unique FHD in our dataset to identify if phishing websites on some FHDs are covered more than others. Figure 5 illustrates the pipeline for our study. As mentioned in Section 3, we found 42.1k phishing URLs on Twitter and Facebook combined, out of which 8.8k URLs were hosted on 24 unique free hosting domains. Out of the remaining URLs, we randomly sampled 8.8k URLs to compare blocklist coverage and response time between FHD phishing websites and traditional phishing websites. **Anti-phishing blocklists:** Prior measurements on anti-phishing blocklists have evaluated their performance against self-hosted phishing attacks [10], [11], [76] but not against FHD-based phishing websites. For each FHD phishing URL, we checked if it was present on four anti-phishing blocklists: Google Safe Browsing (GSB), PhishTank, OpenPhish, and APWG eCrimeX, using their respective APIs, at regular intervals of 10 minutes till the URL became inactive. GSB is regularly used on several browsers running on the Chromium engine, such as Google Chrome [77], Firefox [78], Vivaldi [79], etc. PhishTank and OpenPhish regularly contribute their data to several anti-phishing tools and web browsers [80]. APWG’s eCrimeX also shares its data with several organizational anti-phishing entities [10]. **Anti-phishing tool analysis:** We used VirusTotal [81] to scan both FHD-based and traditional phishing URLs every 10 minutes, from when the URL first appeared in our dataset, up till when it became inactive, or up to a week, whichever was sooner. This is to mitigate the possibility of outdated scores [82]. Unlike Analysis A, where we evaluated

TABLE 2: Blocklisting performance and response time of anti-phishing entities against FHD-based phishing attacks.

Blocklist	FHD Phishing		Traditional Phishing	
	Coverage	Median speed (hh:mm)	Coverage	Median speed (hh:mm)
PhishTank	9.9%	5:41	11.4%	1:46
OpenPhish	16.3%	13:42	38.1%	2:58
GSB	48.3%	7:11	89.8%	1:31
eCrimeX	24.2%	11:55	56.1%	5:29
Social Media	39.7%	16:11	71.9%	7:33
Domain Registrar	23.6%	12:08	N/A	N/A

the performance of each blocklist separately, we aggregated the VirusTotal scores, which provided the detection rate for up to 76 different anti-phishing engines and blocklists (including GSB, PhishTank, and OpenPhish, whose data we exclude from this analysis to avoid redundancy). **Hosting domain analysis:** The most efficient way to prevent users from falling victim to phishing attacks is if the website gets removed by the hosting providers. To evaluate domain takedown of FHD-based phishing URLs, we checked if the website was active every 10 mins from the time it first appeared in our dataset. Table 2 illustrates the performance of FHD providers over phishing websites hosted on their domains. A more detailed breakdown of the same metrics, focusing on each domain provider, is illustrated in Table 3. **Social media platform analysis:** Figure 2 illustrates how FHD-based phishing attacks are becoming a persistently growing threat on Twitter and Facebook, with attackers exploiting more FHDs to host their attacks. After collecting the initial tweet (containing the phishing link), we used the Twitter Academic API [46] to check if the tweet had been deleted at regular intervals of 10 minutes. To check the same for Facebook posts, we check the URL of each post, identifiable by their unique post id. We discuss the performance of both these platforms against FHD phishing attacks by considering all the URLs (Table 2) together, as well as considering URLs from each domain separately (Table 3).

## 6. Results

### 6.1. Anti-phishing blocklist performance

**6.1.1. Low blocklist coverage and response time.** Table 2, Column A illustrates the blocklisting capabilities of PhishTank, OpenPhish, Google Safe Browsing (GSB), and eCrimeX against both FHD and self-hosted (SH) phishing URLs. GSB covered 48.3% of all FHD URLs while having a median response time of 7hrs and 11 mins, which is much lower than their performance against self-hosted phishing attacks (89.8% coverage and median response time of around 1hr 31 mins). On the other hand, the two open-source blocklists, PhishTank and Openphish fare the worst against FHD-based attacks by only being able to cover 9.9% and 16.3% of all URLs, respectively, while having a median response time of 5hrs 41 hours and 13hrs 42 mins, respectively. As was the case with GSB, the performance of both these open source blocklists is significantly better

against self-hosted phishing URLs, a trend also seen from eCrimeX’s performance, covering only 24.2% of all FHD URLs, and having a median response time of 11hrs 55 mins. To take a closer look at their blocklisting capabilities, we measured their coverage rate over regular intervals of time up to a week after their first appearance in our dataset, illustrated in Figure 6. We find that Google Safe browsing covered nearly 60% of all self-hosted phishing URLs within the first 3 hours of their appearance compared to only 11% of FHD-hosted URLs during the same time period. Within 24 hours, GSB could block up to 83% of all SH URLs while only detecting about 31% of FHD-based URLs. On the other hand, eCrimeX has similar coverage for SH (11%) and FHD-based URLs (8%) at the 3 hours mark. The gap is significantly widened near the 24-hour mark, with eCrimeX covering 38% of SH URLs, compared to only 13% of FHD URLs. This trend of lower FHD coverage (in comparison to SH URLs) is common across PhishTank and OpenPhish as well, which is alarming, as it is indicative of the fact that attackers have a lower chance of having their phishing attacks detected when hosted over an FHD, and even if the website does get detected, it would most likely take a longer time than self-hosted phishing attacks.

**6.1.2. Blocklist coverage and response time varies on a per domain basis.** While blocklisting performance is poor when considering all the FHD phishing attacks together, it is interesting to note how they perform on a *per domain* basis. Table 3 illustrates the coverage and response time of blocklists over each of the FHDs found in our dataset. Our results indicate disproportionate performance by the blocklists based on which FHD the phishing website was hosted on. Interestingly, Weebly, DuckDNS, 000webhost, and Wix, who collectively contributed to nearly 43% of all URLs in our database, had higher coverage (from all the blocklists) when compared to most other FHDs. For example, GSB was able to detect 62.3% of all URLs hosted on Weebly and had a median response time of 1.5 hours, compared to a less popular FHD Yolosite, whose URLs have a coverage of only 15.3%. However, an exception to this rule is FHDs hosted on Blogspot, Google Sites, Google Forms, and Sharepoint, which despite being popular FHDs for hosting phishing attacks, have low coverage over different blocklists. For example, while PhishTank shows a relatively poor performance across all popular FHDs, it is particularly evident in the case of FHDs hosted on Google Sites, where they cover only 4.8% of phishing attacks of all attacks, compared to around 16.9% of URLs that are hosted on 000webhost, another popular FHD. We also found that blocklists often have negligible or no coverage for less popular FHDs at present. For example, PhishTank had no coverage for FHDs *Mailchimp*, *atwebpages*, *page*, *herokuapp*, *website.com*, and *Netlify*, while having negligible coverage for FHDs *glitch.me* (4.3%), *MyFTP.org* (6.2%), and *webnode* (2.4%), despite these domains collectively contributing to about 9.7% (n=813 URLs) in our dataset. We see a similar trend in other blocklists, with eCrimeX not covering any URLs in six of the FHDs, OpenPhish in three of them, and

TABLE 3: Blocklisting performance and response time of each domain provider against FHD-based phishing attacks.

Domain	URLs	A. Domain		B. Platform		C. PhishTank		D. OpenPhish		E. GSB		6. eCrimeX	
		Removal rate	Speed	Removal rate	Speed	Coverage	Speed	Coverage	Speed	Coverage	Speed	Coverage	Speed
Weebly	1,307	63.42%	1.3	26.09%	5.6	13.31%	7.5	16.60%	6.3	62.35%	1.5	34.27%	8.5
DuckDNS	1,096	52.09%	2.3	17.06%	11.1	11.95%	8.8	29.10%	7.3	50.09%	2.1	19.79%	7.6
000webhost	1,195	60.50%	1.83	22.67%	8.5	16.90%	5.1	17.90%	5.1	76.31%	3.1	29.45%	3.1
Blogspot	689	17.85%	6.5	22.49%	7.5	5.95%	4.8	18.43%	4.8	27.14%	9.6	26.12%	5.6
Wix.com	496	70.76%	2.8	46.37%	4.6	16.53%	2.1	28.62%	2.8	43.34%	4.1	31.45%	4.1
Google Sites	541	13.67%	13.0	23.10%	15.8	4.80%	13.0	10.90%	18.6	17.56%	11.8	23.10%	20.5
Github.io	401	9.22%	23.5	21.69%	9.3	3.24%	6.8	18.70%	13.0	67.08%	6.3	17.95%	12.0
Firebase	330	20.60%	11.5	33.93%	12.3	11.51%	9.1	9.39%	10.6	50.90%	6.8	14.84%	13.0
Square up	364	29.94%	15.3	27.74%	7.3	5.21%	13.3	16.75%	8.6	45.87%	1.8	17.03%	9.5
Zoho Forms	206	17.96%	13.1	34.46%	10.1	1.45%	15.3	6.79%	14.8	48.54%	8.1	21.84%	23.1
Wordpress	217	22.58%	8.5	17.97%	12.1	4.14%	10.8	14.28%	7.8	68.66%	3.1	29.95%	13.3
Google Forms	219	12.32%	20.1	19.63%	13.5	10.04%	17.8	8.67%	38.5	15.52%	10.1	10.04%	26.5
Sharepoint	246	32.11%	5.3	20.73%	26.8	6.09%	9.3	9.75%	23.8	32.11%	3.3	27.64%	15.1
Yolasite	195	21.53%	6.8	12.82%	8.1	15.38%	4.0	5.64%	15.3	12.82%	2.1	31.28%	7.3
MyFTP.org	191	30.89%	6.3	25.65%	18.8	6.28%	5.1	2.61%	5.6	49.21%	4.0	4.18%	5.8
GoDaddysites	85	24.70%	8.1	14.11%	16.3	8.23%	12.5	0	-	25.88%	1.3	0	-
Mailchimp	87	17.24%	6.3	11.49%	27.8	0	-	4.59%	8.5	35.63%	10.6	0	-
Anwebpages	145	21.37%	14.8	16.55%	25.3	0	-	0	0	26.89%	8.5	35.17%	10.5
glitch.me	116	30.17%	18.6	25.86%	41.5	4.31%	6.0	6.89%	7.5	25.00%	6.3	14.65%	7.5
Webnode	41	17.07%	7.1	4.87%	52.3	2.43%	16.5	0	0	17.07%	3.0	0	-
hPage	15	20.00%	35.3	0	-	0	-	0	0	0	-	0	-
Herokuapp	135	14.07%	29.3	8.88%	10.1	0	-	2.22%	53.5	31.85%	5.3	17.03%	13.5
website.com	12	8.33%	26.1	0	-	0	-	8.33%	31.1	8.33%	4.7	0	-
Netlify	71	29.41%	5.8	0	-	0	-	0	-	23.52%	6.1	0	-

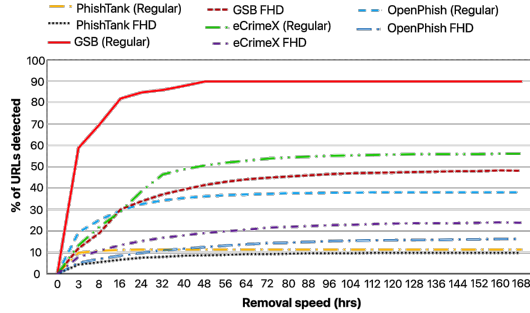


Figure 6: Comparison of coverage and speed of blocklists against FHD based and traditional phishing attacks

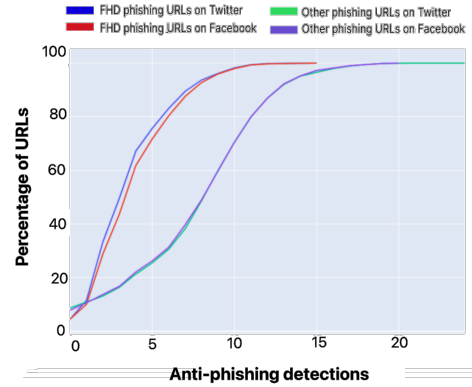


Figure 7: Cumulative distribution of anti-phishing detections for FHD and traditional phishing websites

several FHDs in GSB having very low coverage. The lack of blocklist coverage on a domain might entice more attackers to abuse that domain. On the other hand, as illustrated in Table 2, blocklists have a relatively higher response time towards FHD websites when compared to self-hosted (SH) phishing attacks. Like our blocklist coverage analysis, we show the median response time per domain in Table 3. We found a trend very similar to our domain coverage analysis, where more popular domains have a lower response time when compared to newer, less popular ones. For example, GSB had a median response time of 1.5 hours towards FHD attacks hosted on Weebly, which is much lower when we compare their median response time against Mailchimp (10.6 hours). However, we see that the response time for four FHDs: Google Sites, Google Forms, Sharepoint, and Blogspot, along with low coverage as seen in Section 6.1.2, also have a very high response time. For example, for FHDs hosted on Google Sites- GSB, PhishTank, and OpenPhish had response times of 11.8 hours, 15.8 hours, and 18.6 hours, respectively.

## 6.2. Anti-phishing coverage and response time

Considering the slow (or lack of) coverage of FHD-based attacks by anti-phishing blocklists, we also longitudinally measured the efficiency of 76 third-party anti-phishing tools by scanning them using VirusTotal. These tools are usually bundled with Security software for both home and enterprise users or provided as a downloadable browser extension [5], [6], [83]. Figure 7 illustrates a cumulative distribution of anti-phishing detection for FHD-based URLs versus traditional phishing URLs that were shared on Twitter and Facebook, a week after their first appearance on the respective social network. We found that nearly half of the FHD attacks shared on both social media platforms had about four anti-phishing tool detections, whereas the same statistic for traditional phishing attacks had about 9 detections, indicating low coverage of FHD attacks compared to traditional ones. Interestingly, FHD URLs shared on Twitter and Facebook share a similar detection trajectory,

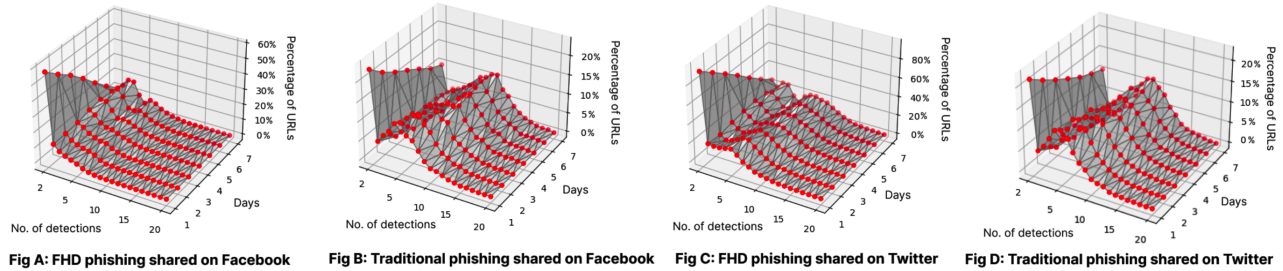


Figure 8: The percentage of FHD-based phishing URLs detected by anti-phishing engines over seven days.

a phenomenon, which is also the same as traditional URLs shared on the platforms. This indicates that the anti-phishing tool detection rate is *independent* of the social media platform it is shared on. Interpretation of the Mann Whitney U Tests [84] done by pairing 1k random observations from each group and statistically comparing them confirms that the detection rates between FHD URLs are similar across FHD URLs shared on Twitter and Facebook while being lower when compared to traditional phishing attacks shared on the same platforms. We also compared the percentage of phishing attacks detected by the number of detections on a day-to-day basis up to a week after their first appearance, as illustrated in Figure 8. We found that nearly 75% of FHD-based URLs posted on Twitter have 2 detections (the minimum threshold to be included in our dataset), and after a week, 41% of URLs still have four or fewer detections. Similarly, 82% of FHD-based URLs shared on Facebook have two detections on the first day, and 43% of URLs have four or lower detections even after a week. In stark contrast, only 32% of traditional phishing URLs shared on Twitter had 2 detections after a day, and only 11% of URLs had four or lower detections after a week, whereas 34% of traditional phishing URLs shared on Facebook had 2 detections after a day, and 8% of URLs had four or fewer detections after a week. While more granular details can be interpreted from the graph itself, it can easily be concluded that over time FHD phishing URLs gain fewer anti-phishing tool detections than traditional phishing URLs.

### 6.3. Coverage and response by FHD domain host

The 24 FHDs in our dataset are maintained by 13 unique domain registrars. Interestingly, several FHDs shared the same registrar, as in the case of MarkMonitor, which is used to host free websites created by eight different FHDs: Google Sites, Google Forms, Blogspot, Github.io, Firebase, Squarespace, Wordpress and Zoho Forms. We determined how quickly registrars blocked both FHD and traditional phishing attacks over seven days, as illustrated in Figure 9c. We see that only around 5% of FHD-based URLs are blocked by their respective registrars within the first 3 hours of their appearance in our dataset, with the number increasing to around 15% for Twitter FHDs after 24 hours and 12% for Facebook FHDs. In comparison, around 28% and 20% of traditional phishing URLs shared on Twitter and Facebook

are removed by their respective registrars in the first 3 hours, with close to 60% of traditional phishing URLs hosted on Twitter and Facebook being blocked by the registrars within the 24 hours. Our sample of traditional phishing URLs was hosted over 307 unique registrars, and the response time for these registrars might be different on a case by case basis. Even then, by measuring the removal rate and speed over a large sample of URLs, we can generalize that registrars have a lower coverage rate and slower response time against FHD-based phishing URLs compared to traditional phishing websites.

### 6.4. Platform coverage and response time

By tracking the activity of posts that shared the URLs over the course of a week, we found that both the platforms collectively cover about 39.7% of all FHD URLs (2,681 URLs by Twitter and 836 URLs by Facebook), in comparison to 71.9% of traditional phishing URLs (4,479 URLs by Twitter, and 1,890 URLs by Facebook). It is possible that the tweets were deleted by the user themselves and not the platforms. However, prior studies [85], [86] have noted that less than 2% of tweets are removed on social media platforms, which extrapolates to minimal noise in our measurement data. Table 3, *column B* shows the platforms' coverage rate and response time against FHD attacks on a per FHD basis. Unlike anti-phishing blocklists, which were more proficient at detecting some domains than others, or some domain providers doing a significantly better job at removing FHD URLs, platform coverage (despite being low) is not significantly disparate between different FHDs. However, we see a higher median response time for some popular FHDs, such as Google Sites and Forms (948 mins and 810 mins, respectively), Wordpress (726 mins), and Sharepoint (1608 mins). Also, similar to anti-phishing blocklists and domain providers, phishing websites hosted on less popular FHDs such as Webnode (3,138 mins), glitch.me (2,490 mins), atwebpages (1,518 mins), and Mailchimp (1,668 mins) take much longer to remove. To compare the coverage and removal speed of FHD URLs shared on Twitter on a more granular level, we tracked the coverage rate of these URLs on a multi-hour basis up to a week (168 hours) of their first appearance in our dataset. We illustrate this measurement in Figure 9a. Within the first three hours, Twitter and Facebook were able to remove only



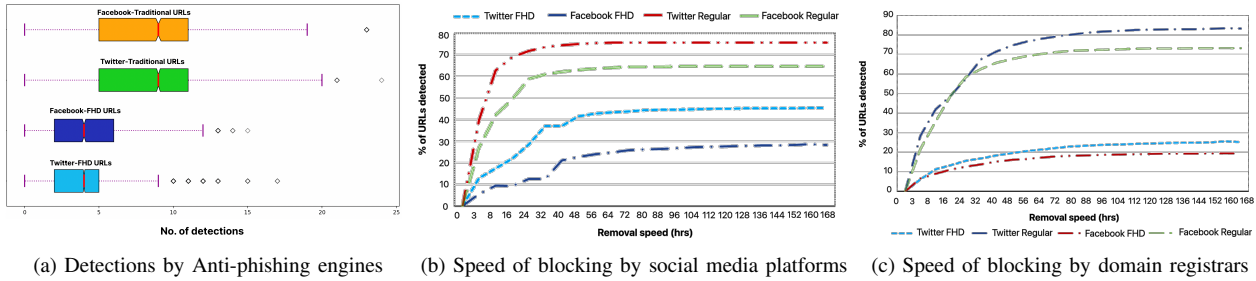


Figure 9: (a) shows the quartile representation of anti-phishing detections for FHD and traditional phishing URLs shared on Twitter and Facebook. (b) and (c) show the speed of blocking by social media platforms and domain registrars.

about 10% and 8% of FHD based phishing URLs shared on their respective platforms, compared to removing 32% and 47% of traditional phishing URLs within the same time frame. Twitter was able to remove a little more than 70% of traditional phishing URLs within the first 16 hours of their appearance, while removing only 21% of FHD attacks. Considering the same time frame, Facebook removed more than half of the phishing URLs within 16 hours of their appearance, while only removing 10% of FHD URLs. These findings indicate that phishing attacks hosted using FHDs on Twitter and Facebook have a far higher longevity, compared to traditional phishing attacks.

**6.4.1. Qualitative analysis of evasive attacks hosted on FHDs.** From Tables 2 and 3, we found that some popular FHDs (concerning the number of URLs hosted on them) such as Google Sites, Google Forms, Blogspot, and Sharepoint have consistently low coverage and high response times from anti-phishing block-lists, tools, the hosting domain as well as social media platforms. Nearly 19.6% of all URLs in our dataset ( $n=1,739$  URLs) did not contain any credential fields but had been flagged by two or more engines on VirusTotal. Several of these URLs belonged to popular FHDs such as Google Sites, Google Forms, Blogspot, and Sharepoint. As evidenced from Tables 2 and 3, phishing URLs from these FHDs had consistently low coverage and high response times from anti-phishing block-lists, tools, the hosting domains as well as social media platforms. To look closer into this issue, we qualitatively analyzed the contents (both appearance and codebase) of these URLs to identify their attack vector, which led us to identify three variants of malicious websites which deviate from regular phishing strategies. **Linking to other phishing pages through buttons:** We found nearly 192 (about 35%) URLs hosted on Google Sites contained only a button, clicking on which led to a phishing website on a different domain. This design serves two evasive purposes: (i) Attackers do not need to put credential fields in the website, thus being able to evade anti-phishing crawling bots, and (ii) They do not need to directly share the linked phishing page (the one that users access by clicking on the button), which reduces the chances of its discovery and detection. These URLs’ low coverage and response time are evident from

the fact that few approaches [40] have been able to identify this evasion tactic. Interestingly, for 43 URLs, the attackers used another FHD as its linked page, which can be more effective at evasion. An example of this attack is illustrated in Figure 17. We also found 53 (about 21%) URLs on Sharepoint, 68 (about 30%) on Google Forms, and 81 on Blogspot. These URLs were also present on other FHDs, albeit in lower quantities. **i-Frames embedding external phishing attacks:** In 124 (23%) URLs hosted on Google Sites and 104 URLs (about 15%), attackers embedded an i-Frame of a phishing website into the code of a seemingly benign website hosted on an FHD. This hidden i-Frame can be activated by clicking on a button on the parent website or loading along with it. Figure 10 shows one such attack hosted on Google Sites. These attacks can potentially evade prevalent anti-phishing tools since the content in i-Frames is rendered on the client side and not available to anti-phishing tools when they crawl a website for malicious code [10]. To confirm whether these domains were especially targeted for hosting these evasive attacks, we closely inspected FHD attacks from other domains with lower coverage and higher response time. We found that these FHD domains contribute to 74% ( $n=233$ ) of all embedded i-Frame phishing attacks ( $n=312$ ). **Malicious drive-by downloads:** 129 (about 18%) of the URLs on Blogspot, 187 URLs (about 34%) on Google Sites, and 164 URLs (about 66%) on Sharepoint were used to share malicious downloads, which were hosted on third party websites. For each URL that triggered a download, we scanned the file using VirusTotal. If the file had four or more detections (a threshold proposed in literature [44], [45]), the FHD URL was considered as distributing malicious drive-by downloads. Credential-requiring fields are one of the most important features in detecting phishing websites. Therefore, the absence of these fields in such websites hosting malicious downloads might further indicate the low coverage of these attacks from anti-phishing blocklists. Interestingly, many malicious downloads hosted through Sharepoint (109 URLs) imitated a PDF or Word document shared through OneDrive or Office 365, further indicating that since Sharepoint is a Microsoft-hosted domain, attackers target them for spoofing documents from Microsoft’s productivity suite of products. These domains contribute to nearly 52% (480) of all malicious drive-by downloads hosted by FHDs in our

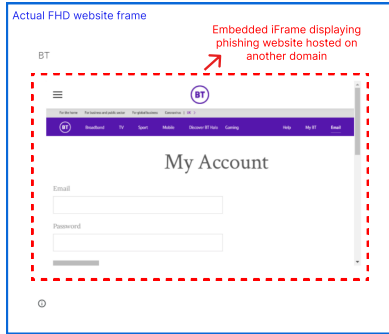


Figure 10: Example of an FHD phishing website containing an embedded i-Frame for another phishing attack hosted over a traditional domain.

dataset.

## 7. FreePhish: Automated detection and reporting framework for FHD-based phishing attacks

Our measurement study points out the alarming gap in the identification and mitigation of phishing attacks hosted over FHD services by popular blocklists, anti-phishing tools, social media platforms as well as the hosting registrar alike. This delay (or lack) of action against these websites can consistently expose users to phishing scams. Thus, we utilize our findings to construct *FreePhish*, a real-time framework that can automatically detect FHD-based phishing attacks shared over Twitter and Facebook, report them to hosting providers for takedown, and longitudinally monitor the response of anti-phishing entities against the attacks. Our framework is illustrated in Figure 7, and primarily consists of four components: 1) A streaming module, which checks for FHD (phishing or non-phishing) URLs shared on Twitter and Facebook at regular intervals of 10 mins and grabs the full snapshot of each website, 2) A feature extraction module, which utilizes the website snapshot to check/ extract several features which are characteristic to an FHD phishing attack, such as obfuscated banner code, credential fields, presence of `< noindex >` tags, etc., 3) The classification module, which uses a Random Forest classifier over the extracted features to predict if its a phishing attack, 4) A reporting module, which reports each URL classified as phishing to their respective FHD service or hosting provider and monitors their response, and 5) An analysis module which evaluates the effectiveness of anti-phishing entities against each URL at regular intervals. Our streaming module is very similar to the architecture used during the initial data collection phase of this work (Section 3), and thus we dedicate this section towards the construction and effectiveness of our ML-based FHD phishing detection algorithm and our module to report new FHD based phishing attacks to host domains.

### 7.1. Automatic detection of FHD phishing websites

**Ground truth collection:** To add *true positive (TP)* URLs to our training/ testing dataset, we randomly sampled 4,656 live FHD-based phishing URLs distributed over 24 FHD services from our dataset and extracted several features which indicate that the website is an FHD-based phishing attack. We also randomly collected the same number of benign URLs hosted on FHD websites hosted across Twitter (n=3,299) and Facebook (n=1,357) and extracted their features for our training set for *true negative (TN)* URLs. We manually verified the URLs in the TN set to avoid any noise (false negative entries). We split our dataset such that 70% of the samples are for training and 30% are for testing.

**Feature extraction:** We extracted and trained our classification model using the following features: *URL hosted under an FHD:* this feature is used as a filter for websites hosted on an FHD service. *Presence of credential fields:* We analyzed the source code of the websites to extract all blocks of code which contain the `< form >` tag, indicating that a login or credential-requiring form is present. However, attackers have been known to evade form identification by embedding their *input* fields outside of form tags. Thus, we also explicitly look for `< input >` sub-tags and match the input fields' text with 17 different keywords that indicate an intention to acquire sensitive credentials (such as sign-in, login, register, etc.). This keyword list was constructed by identifying the most frequently occurring keywords in the `< input >` tags of the 8.8k FHD-based phishing URLs in our dataset. *Obfuscating FHD footer:* FHDs provide a banner at the header or footer of the website, which suggests that it is created for free. To make their attacks look more convincing, phishers make small modifications to the website source code to hide the website banner, e.g., adding the `< visibility : hidden >` parameter to the `< div >` tag, which contains the banner code. *Preventing indexing:* As mentioned in Section 4, attackers often use *noindex* meta-tags to prevent search engines from indexing the URL (indirectly reducing anti-phishing crawler traffic). We thus checked for the presence of these tags in the website source code. *Targeted organizations:* We used the Levenshtein distance algorithm (LV) [87] to compare the URL string with 1.2k popular organization brand names and official domain addresses to find its target. If the URL string does not match any organization, we extract the text from the header image of the website using the Tesseract OCR API [88] and use the LV algorithm to find the brand of the target website. *Linking to external phishing attack:* If our classifier is unable to detect a credential field in an FHD website, it looks for the `< iframe >` or `< button >` tag in the website source code and visits the external link to identify its target and if there are any credential fields. *Linking to malicious drive-by download:* With a significant number of FHD attacks hosting drive-by downloads, if an FHD website triggers a file download, the file was scanned using the VirusTotal API. This feature activates if the file has four detections or higher. *Presence of popular keywords in URL string:* Checks the URL string for 30 popular keywords usually



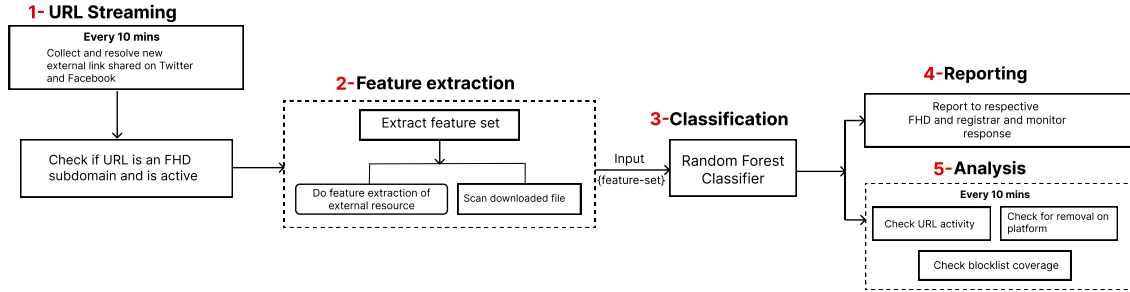


Figure 11: The FreePhish framework

TABLE 4: Performance of FreePhish classifier

Class	Samples	Accuracy	Precision	Recall	F1-Score
1 (Phishing)	1,194	97.43%	0.96	0.98	0.97
2 (Benign)	1,570	97.43%	0.99	0.97	0.98

associated with phishing websites (such as claim, login, free, etc.). We constructed this list of keywords by finding the most frequently occurring phrases in the URL string of 8.8k FHD-based phishing URLs in our dataset. A word cloud of the most frequently occurring phrases is provided in Appendix .1. *Ratio of external links*: To convince victims that they are visiting a legitimate website, attackers often put hyperlinks pointing to the official organization’s website. The classifier identifies the number of such external link tags in compared to the total number of links in the website source code. *Ratio of empty links*: On the other hand, attacks often populate their websites with several empty link tags which do not have a URL attached [89], [90]. The classifier identifies the number of such empty link tags in compared to the total number of links in the website source code. All features except *Ration of external links* and *Ration of empty links* are binary variables.

**Model training and performance:** We trained four classification algorithms: Decision Tree, Logistic Regression, Support Vector Machine (SVM), and Random Forest (RF) on our training datasets which were populated with the features as mentioned in Section 7.1. To test the performance of the classifier, we run the classification model over our testing set which consist of 1,194 FHD-based phishing attacks and 1,570 benign FHD websites. Out of all the classification algorithms, RF performed the best. As it is shown in Table 4, the classification accuracy, precision, recall, and F1-score are 97%, 0.96, 0.98, and 0.97 over True positives and 0.97, 0.99, 0.97, and 0.98 over True Negatives, respectively. The AUC of the ROC curve is 0.997.

**7.1.1. Comparison with other models.** We compared the performance of our classifier, FreePhish with four popular models: two of which rely on URL String and HTML representation of the website (StackModel [90], Papernot [91]), one of which relies on the semantic representation of the URL string only (URLNet [92]) and one which relies on the visual features of the website screenshot (VisualPhishNet [93]). All five models were tested across 1,194 FHD-

TABLE 5: Comparison with other classification models

Model	# Features	Accuracy
StackModel	20	29.4%
URLNet	5	42.1%
Papernot	29	36.8%
VisualPhishNet	11	74.4%
<b>FreePhish (our model)</b>	7	97.4%

based phishing attacks and 1,570 benign FHD websites. From Table 5 we gather that FreePhish has a high performance against FHD-based phishing attacks, detecting more than two times the FHD-based phishing attacks than URLNet (42.1%) and nearly three times than that of StackModel (29.4%) and Papernot (36.8%). The image-based VisualPhishNet model performed far better than other baseline models, with a classification accuracy of 74.4%.

**7.1.2. Implications of performance:.** StackModel and Papernot rely on features that do not transfer well to FHD phishing websites. Having an *SSL certification* and *http token*, shorter *domain age* are all features attributed to phishing attacks by both these models which do not apply to FHD-based phishing attacks. StackModel also assumes that the length of the HTML content of phishing websites is much shorter than legitimate websites. Considering that phishing websites hosted on most FHDs share almost 71% of the codebase with legitimate websites created on the same FHDs, this feature also does not hold true. Both models also rely on phishing websites having non-popular TLDs, which is not true for FHD attacks, where most of them have premium *.com* domains. FHD phishing attacks also do not have IP addresses as their domain name, another feature that is considered by both models. Thus, incorrectly assuming the importance of these features might have led to the low performance of these models against these attacks. URLNet depends on the semantic representation of the URL string of phishing websites. However, the URL string structure is structurally different for FHD-based phishing attacks (e.g., no IP address in the URL, fewer subdomains, shorter strings, etc.). On the other hand, VisualPhishNet relies on classifying a website by computing the visual similarity of said websites with a dataset of previously seen phishing attacks. VisualPhishNet significantly outperformed the other baseline models. However, based on our observation, it struggled against

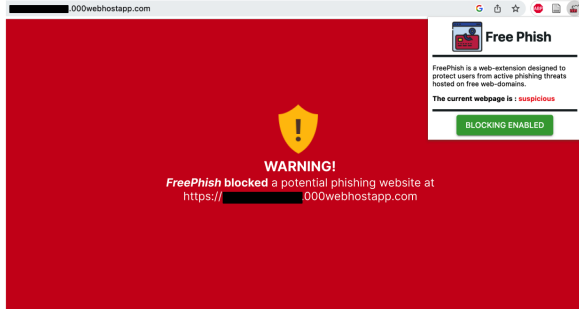


Figure 12: The FreePhish web-extension in action

crudely designed phishing attacks originating from Google Sites/ Forms, Zoho Forms, and Sharepoint, being unable to detect about 68% of all crudely designed phishing attacks in our test set ( $n=108$ ). Moreover, since VisualPhishnet only relies on the screenshot of the website, it also struggled against all websites which contained buttons leading to an external phishing attack link and drive-by downloads. It was also unable to detect 103 FHD attacks that had credential fields.

**7.1.3. FreePhish browser extension.** While we are able to identify FHD-based phishing attacks on social media readily through our framework and report them for removal, these URLs can potentially be shared through any online source. Thus we provide a free web extension that can be installed on Chromium-based web browsers and to prevent users from accessing FHD phishing URLs. The extension interfaces with a secure Flask server which hosts the FreePhish automated detection framework, though a standalone bundle with both the extension and model to host the extension locally is also available upon request. Figure 12 illustrates the extension in action where it blocked a malicious FHD phishing attack hosted on 000webhost. The extension is available upon request.

**Identifying and reporting new FHD attacks:** Running the FreePhish framework for 14 days over both Twitter and Facebook API streams, we identified 1,260 new FHD phishing URLs (851 URLs from Twitter and 409 URLs from Facebook). These URLs originated from 17 out of 24 FHDs and did not include any URLs from website.com, hpage, webnode, atwebpages, mailchimp, and myFPT.org. To check if the framework can aid free hosting providers in identifying phishing websites hosted on their domains, for every two new URLs identified by FreePhish as being *phishing*, we randomly selected one of them to be reported to their respective hosting provider. This was done such that we could compare if the removal time of phishing URLs that were reported by FreePhish was significantly different from URLs that were not reported by it. Each phishing report was sent to the abuse email of the domain that the URL belonged to. Prior literature [10] has noted that the inclusion of evidence-based information (such as website screenshots) helps expedite the process of evaluating malicious URLs. Thus URLs reported by FreePhish contained the full URL,

a screenshot of the website, and the name of the organization targeted by the attack. To mitigate any safety concerns of sending phishing reports, this experiment was reviewed and approved by the Office of Information Security of our organization. On average, we reported 45 URLs every day and at the end of each study day, we manually looked through each URL discovered by FreePhish and removed any false positives from the study. Overall, 52 (about 4.1%) of all URLs discovered by FreePhish were false positives, which is slightly higher than the false positive rate obtained from the groundtruth dataset (i.e., 2.57%).

TABLE 6: Website removal rate statistics for FreePhish reported websites. R in parenthesis denotes the FHD responded and followed up with our report, R' represents an automated response and NR represents no response.

FHD	# URLs reported	# URLs NOT reported	Removed reported	Removed NOT reported	Removal time reported	Removal time NOT reported
Hostinger(R)	122	108	101	39	1:09	5:13
Netlify(R)	41	28	37	5	2:31	8:49
Wix(R)	108	72	79	31	1:47	3:12
Glitch(R)	57	33	42	5	3:27	14:05
Weebly(NR)	84	51	37	22	7:24	6:12
DuckDNS(NR)	48	40	11	15	5:09	5:57
Yolasite(NR)	51	47	14	9	11:19	13:48
Google(R')	53	37	41	8	5:22	19:07
Heroku(R')	25	19	4	7	10:11	7:34
Square.up(R')	57	32	18	11	9:41	8:02

**Findings:** Whenever FreePhish found a new URL, we subsequently checked for the URL's presence in other anti-phishing entities. Overall, we found only 147 URLs that were reported/ scanned on VirusTotal (11.6%), 21 (1.6%) of these URLs on PhishTank, 79 (6.2%) on eCrimeX, 142 (11.2%) on OpenPhish and 298 (23.6%) on Google Safe Browsing. For the 147 URLs already present on VirusTotal, the median detection rate was 2. Upon initiating a scan for the remaining URLs ( $n=1,113$ ), we found about 72.2% ( $n=804$ ) of URLs had zero detections. This indicates that our framework is more effective at identifying newer FHD-based phishing attacks than other blocklists. Out of 630 URLs reported by FreePhish, 402 (about 63.8%) of them were removed by their respective FHD/ hosting registrar with a median removal time of 2 hrs and 18 mins. On the other hand, 261 out of 630 URLs (about 41.4%) that had *not* been reported by FreePhish were removed by their respective FHD/ hosting registrar with a median removal time of 6 hrs and 54 mins. The removal of nearly 60% of all reported URLs occurred within the first 3 hours of them being reported, while this statistic for the same time frame was 42% for URLs that were not reported. These numbers increased to 80% for reported URLs after 20 hours compared to 63% for URLs not reported. For both reported and unreported URLs, this measurement was done seven days after the URL was first discovered by FreePhish. Thus, it can be stated that our reporting of FHD-based phishing attacks not only *increased* the coverage of these URLs by the respective FHDs/ hosting registrars but also *decreased* the response time of these entities at removing these URLs. Considering a random sample ( $n=250$ ) from the sets of reported and not reported URLs and conducting a paired T-Test, we found that the removal time of the reported URLs was *significantly*

lower than non-reported URLs ( $p < 0.01$ ). The cumulative distribution of the removal times of these URLs is provided in Figure 14 in the Appendix. **Characteristics of reported entity reaction:** How each FHD and registrar responded to the reports might have impacted their effectiveness (at removing these URLs). For example, Weebly, DuckDNS and Yolasite did not respond to our report emails. Incidentally, the coverage and response time of these URLs were similar for both reported and non-reported URLs making it difficult to ascertain if the reports had any impact at all. Hostinger (the hosting registrar for 000webhost), Netlify, Wix, and Glitch acknowledged our reports and followed up with additional information and the subsequent removal of both the website and user account associated with the phishing attack. FHDs Squareup, Heroku, and Google (for Sites, Forms, and Blogspot) acknowledged the initial report and created a support ticket but did not respond. However, the response time for Google for reported URLs was significantly lower than for non-reported URLs, indicating the reports might have had an impact. This was, however, not the case for both Heroku and Squareup. The breakdown of the removal rate and removal time for each FHD/hosting registrar towards reported and unreported URLs is illustrated in Table 6.

## 8. Discussion

**Discovering FHD-based phishing attacks:** Anti-phishing crawlers often rely on search indexes and certificate authorization logs to discover new phishing websites. However, FHD-based phishing attacks, being sub-domains of the FHD itself, do not show up in either of those resources. Presently, there are a few paid solutions to identify subdomains, such as Whois Subdomain Lookup API [94], however, the records provided by these tools are often a few hours old, making them an unreliable resource to identify new FHD-based phishing attacks. Considering the rampant exploitation of FHDs to host phishing websites, we propose that free web hosting domains provide a public feed of all websites (as subdomains) being created in real time. This would make it easier for anti-phishing entities to *discover* and *analyze* FHD phishing attacks. Additionally FHDs themselves should be more vigilant in identifying these threats, and in some cases be more receptive to phishing reports coming from other sources. Our framework, FreePhish identifies new FHD-based phishing attacks from Twitter and Facebook only, but we believe our framework will also be very effective towards all registered FHD phishing URLs if a public feed is made available in the future. For the time being, our web extension can proactively scan any FHD website that the user visits through the browser.

**Frequency of FHD-based phishing URLs:** Our measurement dataset included websites if they had two or more detections on VirusTotal. While this is a threshold popularly used by several phishing measurement studies, considering that the FHD websites have low coverage by most of the anti-phishing blocklists and tools we tested with, it is possible that the volume of FHD-based phishing attacks is much higher on social media platforms. This is further

evidenced when out of 1,260 new phishing URLs discovered by FreePhish (Section 7.1.3), only 417 URLs (33%) had zero or one detection after 12 hours.

**Automated detection features:** Not all features in our RF-based classifier are novel. Many have been used in automated detection approaches before. However, we focused on features that could heavily contribute to the detection of FHD-based phishing attacks, ignoring others that are non-conclusive or counter-active towards the detection of these websites, which in turn, allowed our model to get higher performance. We recommend building task-specific classifiers for detecting different types of phishing attacks.

**Data sharing:** We plan to continue reporting FHD phishing attacks to their respective domains. To help the research community evaluate these attacks, our initial dataset will be available upon request.

**Limitations:** For analysis of URLs collected over Facebook, we are only able to include posts shared on public groups and pages due to the limitations imposed by the Crowdtangle API, and thus are not able to measure the ecosystem of FHD phishing URLs shared by individual users on their feed. For our study on reporting new phishing attacks discovered by FreePhish, we did include anti-phishing blocklists since they often share their data with domain providers, which would have introduced noise in measuring both the rate and removal rate of reported URLs by the domains themselves. We plan to conduct a larger study by reporting separate sets of phishing URLs to anti-phishing entities, tools, and domain providers to further evaluate the effectiveness of our framework.

## 9. Conclusion

We identified and characterized a new family of phishing websites that are hosted using free web hosting domains. We determined how attackers have leveraged features inherent to these domains to frequently host such attacks on social media websites. Through a measurement study, we found that such attacks are significantly more effective at evading detection by anti-phishing tools compared to phishing websites hosted on regular (self-hosted) domains. Moreover, we found attackers use FHDs to distribute malware, as well as host multi-level phishing attacks. Based on our findings, we proposed a framework, *FreePhish*, to automatically detect and report such FHD-based phishing attacks found in the wild. Over a period of two weeks, we identified more than 1.2k new FHD-hosted phishing URLs and reported them to their respective FHD provider, which significantly improved the rate and speed at which these websites were removed. We provide FreePhish as a free web extension for chromium based web-browsers, which can be used to proactively protect against FHD-based phishing attacks. Our findings can significantly raise awareness towards FHD-hosted phishing attacks, while our FreePhish framework can help both domain registrars and social media platforms to remove these attacks more effectively.

## Acknowledgment

We would like to thank Arjun Dahal for helping us implement the algorithm for computing code similarity between FHD websites, and Ryan Lahlou for his help on designing the FreePhish web extension.

## References

- [1] “2021 Cybersecurity threat trends: phishing, crypto top the list,” <https://umbrella.cisco.com/info/2021-cyber-security-threat-trends-phishing-crypto-top-the-list>, 2021.
- [2] C. Tom Huddleston Jr., “How this scammer used phishing emails to steal over \$100 million from google and facebook,” <https://www.cnn.com/2019/03/27/phishing-email-scam-stole-100-million-from-facebook-and-google.html>.
- [3] S. Magazine, “Phishing could have cost businesses \$354m in potential direct losses,” <https://www.securitymagazine.com/articles/95907-phishing-could-have-cost-businesses-354m-in-potential-direct-losses>.
- [4] “Google Safebrowsing,” <https://safebrowsing.google.com/>, 2020.
- [5] B. T. Light, <https://www.bitdefender.com/solutions/trafficlight.html>.
- [6] “McAfee WebAdvisor,” <https://www.mcafee.com/en-us/safe-browser/mcafee-webadvisor.html>, 2022.
- [7] A. Oest, Y. Safaei, A. Doupé, G.-J. Ahn, B. Wardman, and K. Tyers, “Phishfarm: A scalable framework for measuring the effectiveness of evasion techniques against browser phishing blacklists,” in *2019 IEEE Symposium on Security and Privacy (SP)*. IEEE, 2019, pp. 1344–1361.
- [8] P. Zhang, A. Oest, H. Cho, Z. Sun, R. Johnson, B. Wardman, S. Sarker, A. Kapravelos, T. Bao, R. Wang *et al.*, “Crawlphish: Large-scale analysis of client-side cloaking techniques in phishing,” in *2021 IEEE Symposium on Security and Privacy (SP)*. IEEE, 2021, pp. 1109–1124.
- [9] F. Song, Y. Lei, S. Chen, L. Fan, and Y. Liu, “Advanced evasion attacks and mitigations on practical ml-based phishing website classifiers,” *International Journal of Intelligent Systems*, vol. 36, no. 9, pp. 5210–5240, 2021.
- [10] A. Oest, Y. Safaei, P. Zhang, B. Wardman, K. Tyers, Y. Shoshitaishvili, and A. Doupé, “Phishtime: Continuous longitudinal measurement of the effectiveness of anti-phishing blacklists,” in *29th {USENIX} Security Symposium ({USENIX} Security 20)*, 2020, pp. 379–396.
- [11] A. Oest, P. Zhang, B. Wardman, E. Nunes, J. Burgis, A. Zand, K. Thomas, A. Doupé, and G.-J. Ahn, “Sunrise to sunset: Analyzing the end-to-end life cycle and effectiveness of phishing attacks at scale,” in *29th USENIX Security Symposium (USENIX Security 20)*, 2020.
- [12] “PhishTank,” <https://www.phishtank.com/faq.php>, 2020.
- [13] Openphish, “Phishing feed,” <https://openphish.com/faq.html>.
- [14] APWG, “ecrimex,” <https://apwg.org/ecxl>.
- [15] M. Junger, L. Montoya, and F.-J. Overink, “Priming and warnings are not effective to prevent social engineering attacks,” *Computers in human behavior*, vol. 66, pp. 75–87, 2017.
- [16] J.-W. H. Bullée, L. Montoya, W. Pieters, M. Junger, and P. Hartel, “On the anatomy of social engineering attacks—a literature-based dissection of successful attacks,” *Journal of investigative psychology and offender profiling*, vol. 15, no. 1, pp. 20–45, 2018.
- [17] O. K. Sahingoz, E. Buber, O. Demir, and B. Diri, “Machine learning based phishing detection from urls,” *Expert Systems with Applications*, vol. 117, pp. 345–357, 2019.
- [18] R. S. Rao and A. R. Pais, “Detection of phishing websites using an efficient feature-based machine learning framework,” *Neural Computing and Applications*, vol. 31, no. 8, pp. 3851–3873, 2019.
- [19] L. A. T. Nguyen, B. L. To, H. K. Nguyen, and M. H. Nguyen, “Detecting phishing web sites: A heuristic url-based approach,” in *2013 International Conference on Advanced Technologies for Communications (ATC 2013)*. IEEE, 2013, pp. 597–602.
- [20] J. Sreedharan and R. Mohandas, “Systems and methods for risk rating and pro-actively detecting malicious online ads,” apr 5 2016, uS Patent 9,306,968.
- [21] B. Acharya and P. Vadrevu, “{PhishPrint}: Evading phishing detection crawlers by prior profiling,” in *30th USENIX Security Symposium (USENIX Security 21)*, 2021, pp. 3775–3792.
- [22] A. AlEroud and G. Karabatis, “Bypassing detection of url-based phishing attacks using generative adversarial deep neural networks,” in *Proceedings of the Sixth International Workshop on Security and Privacy Analytics*, 2020, pp. 53–60.
- [23] “Have Money for a Latte? Then You Too Can Buy a Phish Kit,” <https://www.proofpoint.com/us/blog/threat-insight/have-money-latte-then-you-too-can-buy-phish-kit>, 2021.
- [24] A. Oest, Y. Safaei, A. Doupé, G.-J. Ahn, B. Wardman, and G. Warner, “Inside a phisher’s mind: Understanding the anti-phishing ecosystem through phishing kit analysis,” in *2018 APWG Symposium on Electronic Crime Research (eCrime)*. IEEE, 2018, pp. 1–12.
- [25] H. Bijmans, T. Booij, A. Schwedersky, A. Nedgabat, and R. van Wegberg, “Catching phishers by their bait: Investigating the dutch phishing landscape through phishing kit detection,” in *30th USENIX Security Symposium (USENIX Security 21)*, 2021, pp. 3757–3774.
- [26] C. Herley and D. Florêncio, “Nobody sells gold for the price of silver: Dishonesty, uncertainty and the underground economy,” in *Economics of information security and privacy*. Springer, 2010, pp. 33–53.
- [27] M. Cova, C. Kruegel, and G. Vigna, “There is no free phish: An analysis of ‘free’ and live phishing kits,” *WOOT*, vol. 8, pp. 1–8, 2008.
- [28] S. Gupta and P. Kumaraguru, “Emerging phishing trends and effectiveness of the anti-phishing landing page,” in *2014 APWG Symposium on Electronic Crime Research (eCrime)*. IEEE, 2014, pp. 36–47.
- [29] CircleID, “Which domains stand the strongest against phishing attacks?” <https://bit.ly/3h0kWr>.
- [30] P. Agten, W. Joosen, F. Piessens, and N. Nikiforakis, “Seven months’ worth of mistakes: A longitudinal study of typosquatting abuse,” in *Proceedings of the 22nd Network and Distributed System Security Symposium (NDSS 2015)*. Internet Society, 2015.
- [31] R. Verma and K. Dyer, “On the character of phishing urls: Accurate and robust statistical learning classifiers,” in *Proceedings of the 5th ACM Conference on Data and Application Security and Privacy*, 2015, pp. 111–122.
- [32] A. Aggarwal, A. Rajadesingan, and P. Kumaraguru, “Phishari: Automatic realtime phishing detection on twitter,” in *2012 eCrime Researchers Summit*. IEEE, 2012, pp. 1–12.
- [33] M. Shafahi, L. Kempers, and H. Afsarmanesh, “Phishing through social bots on twitter,” in *2016 IEEE international conference on big data (big data)*. IEEE, 2016, pp. 3703–3712.
- [34] T. Halevi, J. Lewis, and N. Memon, “Phishing, personality traits and facebook,” *arXiv preprint arXiv:1301.7643*, 2013.
- [35] Twitter, <https://developer.twitter.com/en>.
- [36] “Crowdtangle,” <https://www.crowdtangle.com/>, 2022.
- [37] V. API, <https://developers.virustotal.com/v3.0/reference#overview>.
- [38] R. Srinivasa Rao and A. R. Pais, “Detecting phishing websites using automation of human behavior,” in *Proceedings of the 3rd ACM workshop on cyber-physical system security*, 2017, pp. 33–42.

- [39] E. Buber, Ö. Demir, and O. K. Sahingoz, "Feature selections for the machine learning based detection of phishing websites," in *2017 international artificial intelligence and data processing symposium (IDAP)*. IEEE, 2017, pp. 1–5.
- [40] R. Liu, Y. Lin, X. Yang, S. H. Ng, D. M. Divakaran, and J. S. Dong, "Inferring phishing intention via webpage appearance and dynamics: A deep vision based approach," in *30th {USENIX} Security Symposium ({USENIX} Security 21)*, 2022.
- [41] K. Subramani, W. Melicher, O. Starov, P. Vadrevu, and R. Perdisci, "Phishinpatterns: measuring elicited user interactions at scale on phishing websites," in *Proceedings of the 22nd ACM Internet Measurement Conference*, 2022, pp. 589–604.
- [42] S. Ibrahim, N. A. Herami, E. A. Naqbi, and M. Aldwairi, "Detection and analysis of drive-by downloads and malicious websites," in *International Symposium on Security in Computing and Communication*. Springer, 2019, pp. 72–86.
- [43] J. McGahagan IV, D. Bhansali, C. Pinto-Coelho, and M. Cukier, "Discovering features for detecting malicious websites: An empirical study," *Computers & Security*, vol. 109, p. 102374, 2021.
- [44] A. Oprea, Z. Li, R. Norris, and K. Bowers, "Made: Security analytics for enterprise threat detection," in *Proceedings of the 34th Annual Computer Security Applications Conference*, 2018, pp. 124–136.
- [45] M. Sharif, J. Urakawa, N. Christin, A. Kubota, and A. Yamada, "Predicting impending exposure to malicious content from user behavior," in *Proceedings of the 2018 ACM SIGSAC conference on computer and communications security*, 2018, pp. 1487–1501.
- [46] Twitter, <https://twitter.com/home>.
- [47] "Weaponizing Domain Names: how bulk registration aids global spam campaigns," <https://www.spamhaus.org/news/article/795/weaponizing-domain-names-how-bulk-registration-aids-global-spam-campaigns> 2020.
- [48] J. Szurdi, B. Kocso, G. Cseh, J. Spring, M. Felegyhazi, and C. Kanich, "The long {"Taile"} of typosquatting domain names," in *23rd USENIX Security Symposium (USENIX Security 14)*, 2014, pp. 191–206.
- [49] Mozilla, <https://blog.mozilla.org/firefox/6-tips-for-safe-online-shopping/>.
- [50] KrebsonSecurity, <https://krebsonsecurity.com/2018/11/half-of-all-phishing-sites-now-have-the-padlock/>.
- [51] "How long does it take to get an SSL certificate?" <https://comodossllstore.com/ssl-validation-process/how-long-to-get-an-ssl-certificate>, 2021.
- [52] S. Afroz and R. Greenstadt, "Phishzoo: Detecting phishing websites by looking at them," in *2011 IEEE fifth international conference on semantic computing*. IEEE, 2011, pp. 368–375.
- [53] S. Roopak, A. P. Vijayaraghavan, and T. Thomas, "On effectiveness of source code and ssl based features for phishing website detection," in *2019 1st International Conference on Advanced Technologies in Intelligent Control, Environment, Computing & Communication Engineering (ICATIECE)*. IEEE, 2019, pp. 172–175.
- [54] Spamhaus, "The world's most abused tlds," <https://www.spamhaus.org/statistics/tlds/>.
- [55] G. Xiang, J. Hong, C. P. Rose, and L. Cranor, "Cantina+ a feature-rich machine learning framework for detecting phishing web sites," *ACM Transactions on Information and System Security (TISSEC)*, vol. 14, no. 2, pp. 1–28, 2011.
- [56] T. Thakur and R. Verma, "Catching classical and hijack-based phishing attacks," in *International Conference on Information Systems Security*. Springer, 2014, pp. 318–337.
- [57] P. Prakash, M. Kumar, R. R. Kompella, and M. Gupta, "Phishnet: predictive blacklisting to detect phishing attacks," in *2010 Proceedings IEEE INFOCOM*. IEEE, 2010, pp. 1–5.
- [58] V. original research, "How your domain name could be damaging your business," <https://varn.co.uk/10/27/70-of-people-dont-trust-newer-website-domains/>.
- [59] S. Patil and S. Dhage, "A methodical overview on phishing detection along with an organized way to construct an anti-phishing framework," in *2019 5th International Conference on Advanced Computing & Communication Systems (ICACCS)*. IEEE, 2019, pp. 588–593.
- [60] N. Sanglerdsinlapachai and A. Rungsuawang, "Using domain top-page similarity feature in machine learning-based web phishing detection," in *2010 Third International Conference on Knowledge Discovery and Data Mining*. IEEE, 2010, pp. 187–190.
- [61] R. Penman, "Python-whois," <https://pypi.org/project/python-whois/>.
- [62] M. G. Alkhozai and O. A. Batarfi, "Phishing websites detection based on phishing characteristics in the webpage source code," *International Journal of Information and Communication Technology Research*, vol. 1, no. 6, 2011.
- [63] C. Opara, B. Wei, and Y. Chen, "Htmiphish: enabling phishing web page detection by applying deep learning techniques on html analysis," in *2020 International Joint Conference on Neural Networks (IJCNN)*. IEEE, 2020, pp. 1–8.
- [64] S. Roopak and T. Thomas, "A novel phishing page detection mechanism using html source code comparison and cosine similarity," in *2014 Fourth International Conference on Advances in Computing and Communications*. IEEE, 2014, pp. 167–170.
- [65] M. Álvarez, A. Pan, J. Raposo, F. Bellas, and F. Cacheda, "Using clustering and edit distance techniques for automatic web data extraction," in *International Conference on Web Information Systems Engineering*. Springer, 2007, pp. 212–224.
- [66] S. Rani and J. Singh, "Enhancing levenshtein's edit distance algorithm for evaluating document similarity," in *International Conference on Computing, Analytics and Networks*. Springer, 2017, pp. 72–80.
- [67] C. Transparency, "Working together to detect maliciously or mistakenly issued certificates," <https://certificate.transparency.dev>.
- [68] A. Drichel, V. Drury, J. von Brandt, and U. Meyer, "Finding phish in a haystack: A pipeline for phishing classification on certificate transparency logs," in *The 16th International Conference on Availability, Reliability and Security*, 2021, pp. 1–12.
- [69] E. Fasllija, H. F. Enişer, and B. Prünster, "Phish-hook: Detecting phishing certificates using certificate transparency logs," in *International Conference on Security and Privacy in Communication Systems*. Springer, 2019, pp. 320–334.
- [70] Y. Sakurai, T. Watanabe, T. Okuda, M. Akiyama, and T. Mori, "Discovering httpsified phishing websites using the tls certificates footprints," in *2020 IEEE European Symposium on Security and Privacy Workshops (EuroS&PW)*. IEEE, 2020, pp. 522–531.
- [71] Certstream, "Certstream," <https://certstream.calidog.io>.
- [72] J. H. Huh and H. Kim, "Phishing detection with popular search engines: Simple and effective," in *International Symposium on Foundations and Practice of Security*. Springer, 2011, pp. 194–207.
- [73] R. S. Rao and A. R. Pais, "Jail-phish: An improved search engine based phishing detection system," *Computers & Security*, vol. 83, pp. 246–267, 2019.
- [74] B. B. Gupta and A. K. Jain, "Phishing attack detection using a search engine and heuristics-based technique," *Journal of Information Technology Research (JITR)*, vol. 13, no. 2, pp. 94–109, 2020.
- [75] "Block Search indexing with noindex," <https://developers.google.com/search/docs/crawling-indexing/block-indexing>, 2022.
- [76] Á. Feal, P. Vallina, J. Gamba, S. Pastrana, A. Nappa, O. Hohlfeld, N. Vallina-Rodriguez, and J. Tapiador, "Blocklist babel: On the transparency and dynamics of open source blacklisting," *IEEE Transactions on Network and Service Management*, vol. 18, no. 2, pp. 1334–1349, 2021.
- [77] Google, "Use safe browsing in chrome," <https://bit.ly/3UYV1zF>.

- [78] Mozilla, “Safe browsing in firefox focus,” <https://support.mozilla.org/en-US/kb/safe-browsing-firefox-focus>.
- [79] Google, “Privacy and security settings,” <https://help.vivaldi.com/desktop/privacy/privacy-settings/>.
- [80] “Friends of PhishTank [Infographic],” <https://www.phishtank.com/friends.php>, 2020.
- [81] “VirusTotal,” <https://www.virustotal.com/gui/home/>, 2020.
- [82] P. Peng, L. Yang, L. Song, and G. Wang, “Opening the blackbox of virustotal: Analyzing online phishing scan engines,” in *Proceedings of the Internet Measurement Conference*, 2019, pp. 478–485.
- [83] N. S. Web, <https://safeweb.norton.com/>.
- [84] R. Woolson, “Wilcoxon signed-rank test,” *Wiley encyclopedia of clinical trials*, pp. 1–3, 2007.
- [85] L. Li, E. Berki, M. Helenius, and S. Ovaska, “Towards a contingency approach with whitelist-and blacklist-based anti-phishing applications: what do usability tests indicate?” *Behaviour & Information Technology*, vol. 33, no. 11, pp. 1136–1147, 2014.
- [86] L. Bauer, L. F. Cranor, S. Komanduri, M. L. Mazurek, M. K. Reiter, M. Sleeper, and B. Ur, “The post anachronism: The temporal dimension of facebook privacy,” in *Proceedings of the 12th ACM Workshop on Workshop on Privacy in the Electronic Society*, 2013, pp. 1–12.
- [87] Cuelogic, “The levenshtein algorithm,” <https://www.cuelogic.com/blog/the-levenshtein-algorithm>.
- [88] R. Smith, “An overview of the tesseract ocr engine,” in *Ninth international conference on document analysis and recognition (ICDAR 2007)*, vol. 2. IEEE, 2007, pp. 629–633.
- [89] X. Gu, H. Wang, and T. Ni, “An efficient approach to detecting phishing web,” *Journal of Computational Information Systems*, vol. 9, no. 14, pp. 5553–5560, 2013.
- [90] Y. Li, Z. Yang, X. Chen, H. Yuan, and W. Liu, “A stacking model using url and html features for phishing webpage detection,” *Future Generation Computer Systems*, vol. 94, pp. 27–39, 2019.
- [91] N. Papernot, “Detecting phishing websites using a decision tree,” <https://github.com/npapernot/phishing-detection>.
- [92] H. Le, Q. Pham, D. Sahoo, and S. C. Hoi, “Urlnet: Learning a url representation with deep learning for malicious url detection,” *arXiv preprint arXiv:1802.03162*, 2018.
- [93] S. Abdelnabi, K. Krombolz, and M. Fritz, “Visualphishnet: Zero-day phishing website detection by visual similarity,” in *Proceedings of the 2020 ACM SIGSAC conference on computer and communications security*, 2020, pp. 1681–1698.
- [94] Whois, “Subdomains lookup api,” <https://subdomains.whoisxmlapi.com>.

## Appendix

**0.1. Computing code similarity between websites.** Automated anti-phishing tools often assume that benign websites share very little code with phishing attacks. However, in Section 4, we found that nearly 71.4% of code is shared between phishing attacks and benign websites hosted on FHD services, which is primarily caused by attackers using the same website templates and design tools as benign websites created on the service. To compute the similarity between two websites, Website A and Website B ( $\text{sim}_{A \text{ to } B}$ ) we first extracted the tags elements of both websites. For a particular tag element T in Website A, the Levenshtein distance is calculated between that tag element and every tag element of Website B, with the tag in Website 2 having

FHD	# URLs	Median similarity
Weebly (T)	1,307	81.2%
000webhostapp (T)	1,096	73.8%
Blogspot (T)	689	61.7%
Google Sites (T)	541	77.4%
Wix (T)	496	68.1%
DuckDNS (NT)	1,096	16.8%
Github.io (NT)	401	23.1%
MyFTP.org (NT)	191	13.7%
Firebase (NT)	330	27.1%
Atwebsites (NT)	145	8.2%

TABLE 7: Website code similarity between phishing and benign websites from some popular FHDs. For each FHD, T in parenthesis denotes that the FHD has a design template, and NT denotes that the FHD does not have a design template

the lowest LV distance being selected as the tag with the maximum similarity  $T_{\max}$  for that particular tag in Website A. This is computed for each tag in Website A, and the website similarity between Website A and Website B is the median of all  $T_{\max}$  values. The similarity between Website B and Website A ( $\text{sim}_{B \text{ to } A}$ ) is also computed in the same way. The overall similarity between two websites ( $\text{sim}_{A,B}$ ) is computed as the mean of  $\text{sim}_{A \text{ to } B}$  and  $\text{sim}_{B \text{ to } A}$ . Table 7 illustrates the computed median code similarity between phishing and benign URLs of five FHDs, which provide users with a website design template, and five others that do not provide such functionality. Each phishing website for an FHD (Website A) was compared with a benign website from the same FHD (Website B). We find that the FHDs which provide design templates have a much higher code similarity than the FHDs that dont.

**Common phrases in FHD phishing URL strings.** One of the features that we utilize for automatically detecting FHD-based phishing attacks in Section 7.1 is to identify phrases, which are commonly found in the URL strings of FHD-based phishing attacks. To identify these phrases, we tokenized the URL strings of all 8,859 phishing websites in our dataset (D1). The list of the commonly occurring words in these URL strings is illustrated through a Word cloud in Figure 12. We pick the 30 most commonly occurring words for our feature set.

**Cumulative distribution of website takedown time for reported URLs.** In Section 7.1.3 we identified for new websites reported by FreePhish, the responsiveness and takedown speed varied across the different FHDs/hosting registrars. The cumulative distribution of the removal time for both reported and non-reported URLs is illustrated in Figure 14.

**Some examples of FHD phishing attacks.** A few examples of FHD based phishing attacks. While some are well made and closely resemble their targeted organization, such as Figure 15 and ??, others have a crude design (Fig 16) or use a button to link to an external phishing website 17. It



