

ERGODICITY OF THE GEODESIC FLOW ON SYMMETRIC SURFACES

MICHAEL PANDAZIS AND DRAGOMIR ŠARIĆ

ABSTRACT. We consider conditions on the Fenchel-Nielsen parameters of a Riemann surface X that guarantee the surface X is of parabolic type. An interesting class of Riemann surfaces for this problem is the one with finitely many topological ends. In this case the length part of the Fenchel-Nielsen coordinates can go to infinity for parabolic X . When the surface X is end symmetric, we prove that X being parabolic is equivalent to the covering group being of the first kind. Then we give necessary and sufficient conditions on the Fenchel-Nielsen coordinates of a half-twist symmetric surface X such that X is parabolic. As an application, we solve an open question from the prior work of Basmajian, Hakobyan and the second author.

1. INTRODUCTION

A Riemann surface X is of *parabolic type* if it admits no Green's function (see Ahlfors-Sario [2]). A Green's function on X is a harmonic function u with the logarithmic singularity at a single point of X such that $\lim_{z \rightarrow \partial X} u(z) = 0$ ([2]). The class of parabolic Riemann surfaces is denoted by O_G and the reader should not be confused with the fact that most of these surfaces support a hyperbolic metric.

The function theoretic property of X being parabolic has deep connections with other natural properties of Riemann surfaces. To name a few, X being parabolic is equivalent to [16, 2, 1, 24, 18, 23, 5, 8, 10, 21]:

- the geodesic flow on the unit tangent bundle $T^1(X)$ of X is ergodic,
- the boundary at infinity has zero harmonic measure,
- the Poincaré series $\sum_{\gamma \in \Gamma} e^{-d(z, \gamma(z))}$ is divergent, where $X = \mathbb{H}/\Gamma$, $d(\cdot, \cdot)$ is the hyperbolic distance in \mathbb{H} and $z \in \mathbb{H}$,
- the Brownian motion on X is recurrent,
- the limit set of a quasiconformal deformation of Γ has Bowen's property, and
- almost every horizontal trajectory of every finite area holomorphic quadratic differential on X is recurrent.

The type problem for Riemann surfaces is a question of determining whether a Riemann surface given by an explicit construction which usually depends on some countable family of parameters is parabolic. This problem has been extensively studied by many authors when the Riemann surfaces

2010 *Mathematics Subject Classification.* 30F20, 30F25, 30F45, 57K20.

The second author was partially supported by the Simons Foundation Collaboration Grant 346391 and by PSCCUNY grants.

were naturally defined by either gluing construction along the slits or other constructions motivated by complex analysis considerations (for example, see Ahlfors-Sario [2] and Milnor [15]). Determining whether X is parabolic can be a challenging problem for a specific construction.

Basmajian, Hakobyan and the second author [7] used the Fenchel-Nielsen coordinates to determine the type of a Riemann surface. There is a dichotomy in the flavor of the results depending on the number of topological ends of the surface X . A Riemann surface X_C with a Cantor set of ends admits no Green's function if each boundary geodesic at the level n has length bounded above by $\frac{n}{2^n}$ (see [7, Theorem 10.3]). Due to the presence of a large space of ends, McMullen [14] proved that if all boundary geodesics of the pants decomposition of X_C have lengths between two positive constants then X_C is not parabolic. The second author [21, Theorem 7.4] proved that X_C is not parabolic when the lengths of geodesics at the level n are at least $\frac{n^r}{2^n}$ for $r > 2$. Notice that X_C is parabolic for small ℓ_n independent of the choice of twists because twisting along geodesics with lengths bounded above is a quasiconformal deformation which preserves parabolicity.

A Riemann surface X_f with countably many punctures that accumulate to a single topological end is called a *flute surface* (see Basmajian [6]). We denote by $\{\alpha_n\}_{n=1}^\infty$ the geodesic boundaries of a fixed pants decomposition of X_f (see Figure 2). Let ℓ_n be the length of α_n and let t_n be the twist on α_n . A flute surface is called a *zero-twist flute surface* if $t_n = 0$ for all n . Basmajian, Hakobyan and the second author [7] proved the following for a zero-twist flute surface $X_f^0 = \mathbb{H}/\Gamma$: the covering Fuchsian group Γ is of the first kind if and only if $\sum_{n=1}^\infty e^{-\frac{\ell_n}{2}} = \infty$ if and only if X_f^0 is parabolic.

Our first result is a necessary and sufficient condition for symmetric surfaces with small number of ends to be parabolic. A surface is *symmetric* if it can be decomposed into two parts by the union of simple closed geodesics and bi-infinite geodesics that are interchanged by an orientation reversing isometry. A flute surface is symmetric if twists t_n belong to the set $\{0, \frac{1}{2}\}$; in particular, zero-twist ($t_n = 0$ for all n) and half-twist ($t_n = 1/2$ for all n) flute surfaces are symmetric. We prove (see Theorem 4.1)

Theorem 1.1. *Let $X_f = \mathbb{H}/\Gamma$ be a flute surface with $t_n \in \{0, \frac{1}{2}\}$ for all n . Then X_f is parabolic if and only if Γ is of the first kind.*

Given a compact exhaustion $\{X_k\}$ of a Riemann surface X , an end of the surface is represented by a nested sequence $\{C_K\}$ of open subsets of X , where C_k is a connected component of $X - X_k$. We say such an end is *accumulated by genus* if each C_k corresponding to the end has positive genus. A Riemann surface X with finitely many ends accumulated by genus is *end symmetric* if each end surface, which is a bordered surface with one closed geodesic on its boundary and one topological end, is symmetric in the above sense (see Figures 5 and 6). For each handle in an end surface we choose a simple closed geodesic β_n that cuts off the handle from the end surface. In the torus complement of β_n , we choose a simple closed geodesic γ_n . We assume that the lengths $\ell(\beta_n)$ and $\ell(\gamma_n)$ are between two positive constants.

We prove that $X = \mathbb{H}/\Gamma$ being parabolic is equivalent to Γ being of the first kind for an end symmetric Riemann surface X (see Theorem 4.3).

Theorem 1.2. *Let $X = \mathbb{H}/\Gamma$ be a Riemann surface that is end symmetric with the lengths $\ell(\beta_n)$ and $\ell(\gamma_n)$ between two positive constants. Then X is parabolic if and only if Γ is of the first kind.*

The above two theorems reduce the question whether $X = \mathbb{H}/\Gamma$ is parabolic to the question whether Γ is of the first kind for a flute surface X with only zero or half twists and for an end symmetric Riemann surface X .

A flute surface $X_f^{1/2}$ is called a *half-twist flute surface* if $t_n = \frac{1}{2}$ for all n . Basmajian, Hakobyan and the second author (see [7, Section 9.1]) used a semi-local argument (the countable sum of the moduli of the union of two non-standard half-collars) to establish that

$$(1) \quad \sum_{n=1}^{\infty} e^{-\frac{\ell_n}{4}} = \infty$$

implies that $X_f^{1/2}$ is parabolic. Under the additional conditions that ℓ_n is increasing and concave, the condition (1) is equivalent to both $X_f^{1/2}$ being parabolic and Γ being of the first kind (see [7, Theorem 9.7]). For $\sigma_n = \ell_n - \ell_{n-1} + \dots + (-1)^{n-1} \ell_1$, if

$$(2) \quad \sum_{n=1}^{\infty} e^{-\frac{\sigma_n}{2}} < \infty$$

then Γ is of the second kind and necessarily $X_f^{1/2}$ is not parabolic (see [7, Theorem 9.6]).

To illustrate the difference between (1) and (2) when the ℓ_n are increasing but not concave, we define the *Hakobyan slice* (see [7, Example 9.9]) to consist of a two parameter family of half-twist flute surfaces $X_{a,b}$, with $a > 0$ and $b > 0$, and

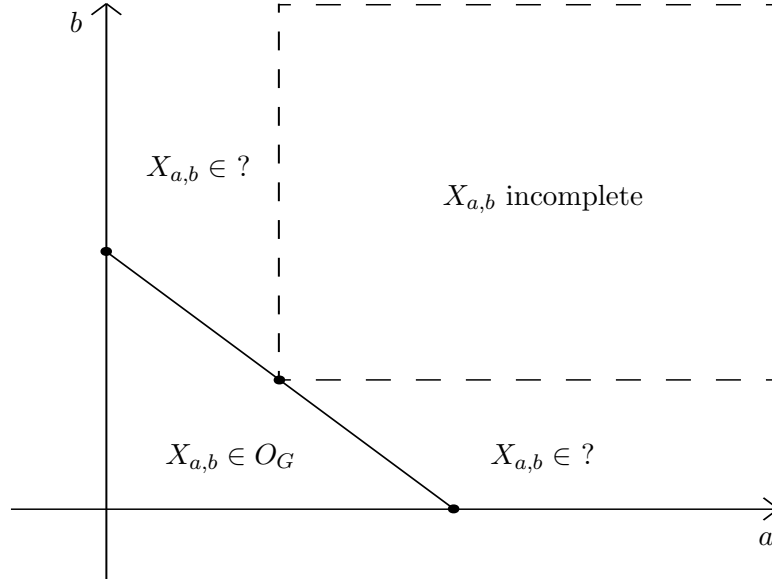
$$\ell_{2n} = a \ln(n+1) + b \ln n, \quad \ell_{2n+1} = (a+b) \ln(n+1).$$

In the first quadrant of the ab -plane (Figure 1), the two regions $X_{a,b} = ?$ satisfy neither property (1) nor (2). An open question was to decide the nature of the surfaces in the regions $X_{a,b} = ?$, i.e. where $a+b > 4$ and $\min\{a,b\} \leq 2$ (see [7, Question 1.9]).

We prove (see Theorem 5.1)

Theorem 1.3. *Assume that the lengths ℓ_n of the boundary geodesics of the pants decomposition of a half-twist flute surface $X_f^{1/2} = \mathbb{H}/\Gamma$ are increasing. Then the following are equivalent.*

- (1) *the covering group Γ of $X_f^{1/2}$ is of the first kind,*
- (2) *$\sum_{n=1}^{\infty} e^{-\frac{\sigma_n}{2}} = \infty$, and*
- (3) *$X_f^{1/2}$ is parabolic.*

FIGURE 1. A slice of flutes $X_{a,b}$.

A direct corollary to the above theorem is that the half-twist surfaces in the two regions $X_{a,b} = ?$ are parabolic which implies the existence of parabolic half-twist surfaces for which $\sum_{n=1}^{\infty} e^{-\frac{\ell_n}{4}} < \infty$ (thus the non-concave lengths impose a different geometric condition for parabolic surfaces and the sufficient condition for parabolicity from [7] is far from necessary).

Corollary 1.4. *In the slice $X_{a,b}$ above, the Riemann surface $X_{a,b}$ has Fuchsian covering group of the second kind if and only if $\min\{a, b\} > 2$. Moreover, $X_{a,b}$ is parabolic if and only if $\min\{a, b\} \leq 2$.*

Let $X^{1/2} = \mathbb{H}/\Gamma$ be a Riemann surface with finitely many ends accumulated by genus such that in each end surface the twists around the boundary geodesics α_n are equal to $1/2$. Let β_n be geodesics that cut off handles and let γ_n be the closed geodesic in each torus complement of β_n . We assume that the lengths $\ell(\beta_n)$ and $\ell(\gamma_n)$ are between two positive constants. Then we have (see Theorem 5.5)

Theorem 1.5. *Let $X^{1/2}$ be a Riemann surface with finitely many ends whose twists are $1/2$ in each end as above. Assume that the lengths $\ell(\beta_n)$ and $\ell(\gamma_n)$ are between two positive constants and let ℓ_n be the length of α_n . Then the following are equivalent.*

- (1) *the covering group Γ of $X^{1/2}$ is of the first kind,*
- (2) *$\sum_{n=1}^{\infty} e^{-\frac{\ell_n}{2}} = \infty$, and*
- (3) *$X^{1/2}$ is parabolic.*

The method of the proof of Theorem 1.3 could be of independent interest. The main direction is to prove that (2) implies (1). The goal is to prove that the nested sequence of lifts of α_n accumulates to a single point on the ideal boundary of \mathbb{H} . This is challenging because the half-twists play the

role of off-setting the lifts of the boundary geodesics α_n by the lengths $\frac{\ell_n}{2}$ which converge to infinity. When we connect the consecutive lifts $\widetilde{\alpha}_n$ of α_n by common orthogeodesic arcs η_n , the foots on $\widetilde{\alpha}_n$ from the left and the right are a distance $\frac{\ell_n}{2}$ apart. This problem can be compared to the part of the proof by Kahn and Markovic [11] of the Surface Subgroup conjecture where their offset is by the length 1 in the same direction.

Starting from a point on $\widetilde{\alpha}_1$, we can form a concatenation of the summits of Saccheri quadrilaterals with bases η_n (see [7, Figure 9.2]). Then $e^{-\frac{\sigma_{n-1}}{2}} + e^{-\frac{\sigma_{n+1}}{2}}$ is asymptotically the length of the n -th summit. Showing directly that (2) implies that the lifts $\widetilde{\alpha}_n$ accumulate to a single point on the ideal boundary of \mathbb{H} seems very prohibitive. Instead we add one more geodesic between each consecutive pair $\widetilde{\alpha}_n$ and $\widetilde{\alpha}_{n+1}$ to obtain a sequence of wedges which can be thought of as part of an ideal triangulation of \mathbb{H} (the dotted geodesics in Figure 10). Then we compute the shears (see [20, Theorem C]) along the nested sequence in order to show that the length of a piecewise horocyclic path along the wedges is infinite which shows that the accumulation is to a single point. For convenience, we prove all the necessary properties and give detailed analysis of the piecewise horocyclic path and shears in the Appendix.

2. THE CLASS OF PARABOLIC RIEMANN SURFACES

A Riemann surface X is said to be *infinite* if its fundamental group is infinitely generated. An infinite Riemann surface supports a unique hyperbolic metric in its conformal class and it is isometric to \mathbb{H}/Γ , where \mathbb{H} is the hyperbolic plane and Γ is a Fuchsian covering group.

Any infinite Riemann surface X has a topological pants decomposition (see [12], [19]). A *topological pair of pants* is a bordered surface homeomorphic to a sphere minus three open disks whose boundaries are Jordan curves. A *geodesic pair of pants* is a bordered hyperbolic surface whose interior is homeomorphic to the interior of a topological pair of pants and whose boundaries are either simple closed geodesics or punctures. We do not allow all three boundary components to be punctures.

Fix a topological pants decomposition \mathcal{P} of an infinite Riemann surface X . By replacing each boundary curve of every topological pair of pants of \mathcal{P} by either a homotopic simple closed geodesic or a puncture, we can straighten the topological pairs of pants into geodesic pairs of pants. The union of such obtained geodesic pairs of pants covers the convex core $\mathcal{C}(X)$ of X with the exception of open geodesics on its boundary (see [9]). In fact, the Riemann surface X is obtained by attaching hyperbolic funnels to closed boundary geodesics of the convex core and by attaching geodesic half-planes to open boundary geodesics of the convex core (see [9] and also [4]). A similar fact holds for any orientable complete Riemannian surface, without any restriction on curvature, see [25]. When Γ is of the first kind, then each topological pants decomposition \mathcal{P} straightens necessarily to a geodesic pants decomposition $\hat{\mathcal{P}}$ of the whole surface X (see [9]).

Given a geodesic pants decomposition, denote by $\{\alpha_n\}_{n=1}^{\infty}$ the set of all geodesics on the boundaries of the pairs of pants and let $\ell(\alpha_n)$ be the length

of α_n with the hyperbolic metric on X . For each α_n , define the twist parameter $t(\alpha_n)$ to be the relative distance between the foots of the two orthogeodesics from α_n to the closest geodesics in the decomposition on both sides of α_n . Since we take relative twists, we can normalize such that $-\frac{1}{2} \leq t(\alpha_n) \leq \frac{1}{2}$, where $\frac{1}{2}$ and $-\frac{1}{2}$ represent the same choice. The Fenchel-Nielsen parameters $\{(\ell(\alpha_n), t(\alpha_n))\}_n$ are induced by the hyperbolic metric ([3]). Conversely, a choice of pairs $\{(\ell_n, t_n)\}_n$ with $\ell_n > 0$ and $|t_n| \leq \frac{1}{2}$ defines a surface obtained by gluing with isometry geodesic pairs of pants determined by lengths ℓ_n along their boundary curves with choice of t_n uniquely determining the gluings. The obtained metric space may not be complete and in this case we need to add hyperbolic funnels and geodesic half-planes to make a hyperbolic Riemann surface. If the union of the pairs of pants is complete and every geodesic boundary of a pair of pants is glued to another geodesic boundary then the covering group of X is of the first kind (see [9]).

A Riemann surface X is said to be parabolic if it does not admit a Green's function ([2]). By Ahlfors-Sario [2], a Riemann surface is parabolic if and only if the modulus of the curve family connecting a compact subsurface with the infinity of X is zero. In addition, X is parabolic if and only if the geodesic flow on the unit tangent bundle $T^1(X)$ of X is ergodic if and only if the Poincaré series of Γ is divergent (see [17]).

The type problem for Riemann surfaces is determining when an explicit construction gives rise to a Riemann surface which does not admit a Green's function. This problem has been studied extensively using complex analytic constructions of Riemann surfaces. More recently, Basmajian, Hakobyan and the second author [7] considered which conditions on the Fenchel-Nielsen parameters guarantee that the corresponding surface is parabolic. A sufficient condition for an arbitrary Riemann surface being parabolic in terms of the lengths of the geodesic boundaries is given in [7]. The twist parameters are not used for arbitrary topological type of Riemann surface. However, the twists become important when the Riemann surface has a small set of ends and large lengths.

Theorem 2.1 ([7]). *Let X be a tight flute surface with the Fenchel-Nielsen coordinates $\{(\ell_n, t_n)\}_n$ which correspond to the closed geodesics α_n on the boundary of the pants decomposition.*

If

$$\sum_{n=1}^{\infty} e^{-\frac{\ell_n}{2}} = \infty$$

or

$$\sum_{n=1}^{\infty} e^{-(1-|t_n|)\frac{\ell_n}{2}} = \infty$$

then X is parabolic.

When all twists are zero, the following characterization of parabolic flute surfaces holds.

Theorem 2.2 ([7]). *Let X be a flute surface with twists $t_n = 0$ for all n . Then the following are equivalent.*

- $X = \mathbb{H}/\Gamma$ has the covering group Γ of the first kind,
- $\sum_{n=1}^{\infty} e^{-\frac{\ell_n}{2}} = \infty$ and
- X is parabolic.

3. SYMMETRIC SURFACES AND MODULUS OF CURVE FAMILIES

Definition 3.1. *An infinite Riemann surface X is called symmetric if there exists an orientation reversing isometry (anti-conformal reflection) $R : X \rightarrow X$ whose set of fixed points consists of pairwise disjoint bi-infinite and/or closed geodesics that divide the surface into two connected components that are permuted by R .*

Denote by $R_f \subset X$ the set of fixed points of R . If R is an orientation reversing isometry of an infinite Riemann surface X as in the above definition, then R_f has finitely or infinitely many connected components while $X \setminus R_f$ has two components, denoted by X^* and X^{**} . Each component is a hyperbolic surface with geodesic boundary such that each boundary component is either a bi-infinite geodesic or a closed geodesic. We call X^* the *front side* of X .

Consider a family of curves Γ in X that are locally rectifiable. Let ρ be a metric on X that is non-negative and Borel measurable. A metric ρ on X is allowable for Γ if the ρ -length of every curve in Γ is at least one. Keep in mind the ρ -length of non-rectifiable curves is said to be infinite. We recall the modulus of Γ is defined to be

$$\text{mod}\Gamma_n = \inf_{\rho} \iint_X \rho^2(z) dx dy$$

with the infimum being over all allowable metrics ρ for Γ .

A symmetry of X suggests a comparison of the modulus of curve families in X to the modulus of curve families in X^* . We establish an asymptotic comparison between the modulus of a sequence of curve families connecting a fixed compact subset of X to infinity to the modulus of an analogous sequence in the front side X^* . This will be used later to establish a necessary and sufficient condition for the symmetric surfaces to be parabolic.

Theorem 3.2. *Consider an infinite symmetric Riemann surface X with an orientation reversing isometry $R : X \rightarrow X$. Let $\{X_n\}_{n=1}^{\infty}$ be an exhaustion of X by finite area subsurfaces with compact geodesic boundary that are invariant under R . Denote by Γ_n the family of curves that connects ∂X_1 and ∂X_n inside $X_n \setminus X_1$. Let Γ_n^* be the subfamily of Γ_n that lies in the front side X^* of $X \setminus f(R)$. Then*

$$\lim_{n \rightarrow \infty} \text{mod}\Gamma_n = 0$$

if and only if

$$\lim_{n \rightarrow \infty} \text{mod}\Gamma_n^* = 0.$$

Proof. Since Γ_n^* is a subfamily of Γ_n , we have $\text{mod}\Gamma_n^* \leq \text{mod}\Gamma_n$. Thus $\lim_{n \rightarrow \infty} \text{mod}\Gamma_n = 0$ implies $\lim_{n \rightarrow \infty} \text{mod}\Gamma_n^* = 0$.

We need to prove the opposite direction. Let $X_n^* = X_n \cap X^*$ be the front side of X_n and assume $\lim_{n \rightarrow \infty} \text{mod}\Gamma_n^* = 0$. Then there exists an allowable metric ρ_n^* for Γ_n^* on X_n^* such that

$$\iint_{X_n^*} [\rho_n^*(z)]^2 dx dy \rightarrow 0$$

as $n \rightarrow \infty$.

We define $\rho_n(z) := \rho_n^*(z)$ for $z \in X_n^*$, $\rho_n(z) := \rho_n^*(R(z))$ for $z \in X_n \cap X^{**}$ and $\rho_n(z) = \infty$ for $z \in X_n \cap R_f$.

We claim that $\rho_n(z)$ is allowable for Γ_n . Indeed, let $\gamma \in \Gamma_n$. If $\gamma \subset X_n^*$ then $\int_\gamma \rho_n(z) |dz| = \int_\gamma \rho_n^*(z) |dz| \geq 1$. If $\gamma \in \Gamma_n$ intersects R_f in a set of positive length then $\int_\gamma \rho_n(z) |dz| = \infty > 1$. If $\gamma \in \Gamma_n$ intersects $X_n \cap X^{**}$ and it does not intersect R_f in a set of positive length, then we define $\gamma^* \in \Gamma_n^*$ by mapping with R each component of $\gamma \cap (X_n \cap X^{**})$ to an arc in X_n^* and keeping the other points of γ fixed. Then we have $\int_{\gamma^*} \rho_n^*(z) |dz| \geq 1$ because ρ_n^* is allowable for Γ_n^* and $\gamma^* \in \Gamma_n^*$. By the definition of ρ_n and γ^* , we have that $\int_{\gamma^*} \rho_n^*(z) |dz| = \int_\gamma \rho_n(z) |dz|$ and ρ_n is allowable for Γ_n .

By the definition of ρ_n , we have that

$$\iint_{X_n} \rho_n(z)^2 dx dy = 2 \iint_{X_n^*} \rho_n^*(z)^2 dx dy \rightarrow 0$$

as $n \rightarrow \infty$. Therefore $\lim_{n \rightarrow \infty} \text{mod}\Gamma_n = 0$ and the theorem is proved. \square

4. THE EQUIVALENCE OF COMPLETENESS AND PARABOLICITY FOR SURFACES WITH FINITE ENDS

By [9, Proposition 3.1], a Riemann surface X has a Fuchsian covering group of the first kind if and only if every topological pants decomposition of X can be straightened into a geodesic pants decomposition. When constructing a Riemann surface X by gluing infinitely many geodesic pairs of pants, the surface X with the induced metric is complete if and only if the Fuchsian covering group is of the first kind. For this reason we may occasionally call Riemann surfaces with Fuchsian group of the first kind *complete* as in the union of pairs of pants make a complete metric space.

We recall that there exist Riemann surfaces whose covering Fuchsian groups are of the first kind that are not parabolic. Examples of such surfaces are abundant when the space of topological ends is large, e.g, a Cantor set. McMullen [14] proved that when the Cantor tree surface has a geodesic pants decomposition with cuff lengths bounded below and above by two positive constants then the surface is not parabolic (i.e. it admits a Green's function) while its Fuchsian group is of the first kind. In fact, by [21, Theorem 1.4] the lengths of cuffs can go to zero in a controlled fashion and the same property will hold.

Therefore, it is of interest to find under which conditions, for surfaces with small space of ends, completeness implies parabolicity. We use Theorem 3.2

to give a sufficient condition which will extend previously obtained results in [7, Theorems 1.5 and 1.7].

4.1. The half-twist infinite flute surfaces. Recall that a flute surface is a planar hyperbolic surface whose space of ends consists of countably many punctures that accumulate to a single (non-isolated) topological end. It is known that there exist flute surfaces which have covering Fuchsian groups of the first kind that are not parabolic. Conformally, such surfaces are obtained by puncturing the unit disk at countably many points with punctures accumulating to all points of the unit circle (see Kinjo [13] and [9, Proposition 4.3]). When the flute surface is obtained by gluing geodesic pairs of pants with zero twists (see Figure 2), then the flute surface is complete (equivalently, the covering group is of the first kind) if and only if it is parabolic (see [7, Theorem 1.5]).

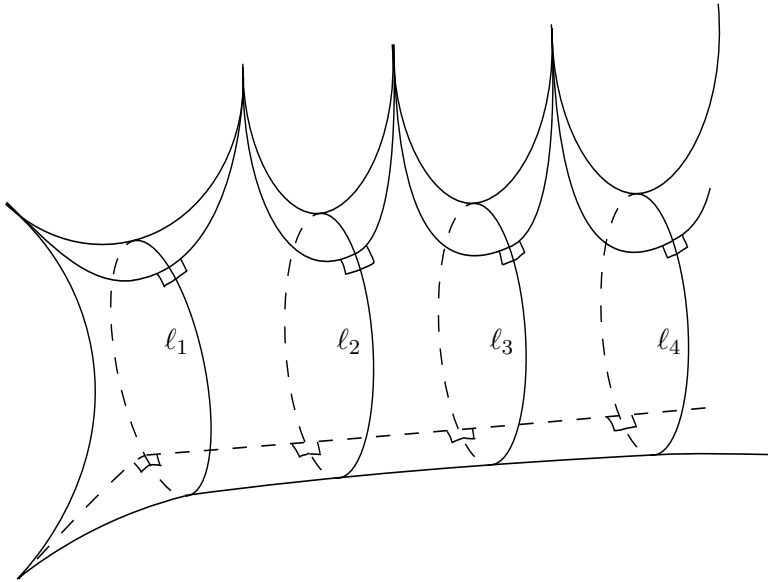


FIGURE 2. The zero twist flute surface.

When the flute surface X is obtained by fixing all twists $t_n \equiv 1/2$, it is called a *half-twist flute surface* (see Figure 3). In [7, Theorem 1.7], it is proved that if the lengths ℓ_n are concave and increasing then X is complete if and only if X is parabolic. Using different methods, we extend the validity of this result to all flute surfaces with twists $t_n \in \{0, 1/2\}$ regardless of the convexity or size of ℓ_n .

Theorem 4.1. *Let X be a flute surface whose twists satisfy $t_n \in \{0, 1/2\}$ for all n . The following are equivalent:*

- *the covering group of X is of the first kind, i.e. X is the union of geodesic pairs of pants without funnels or half-planes,*
- *X does not admit a Green's function, i.e. X is parabolic.*

Proof. We first partition X into tight geodesic pairs of pants as in Figure 3 and divide each pair of pants into front and back geodesic pentagons,

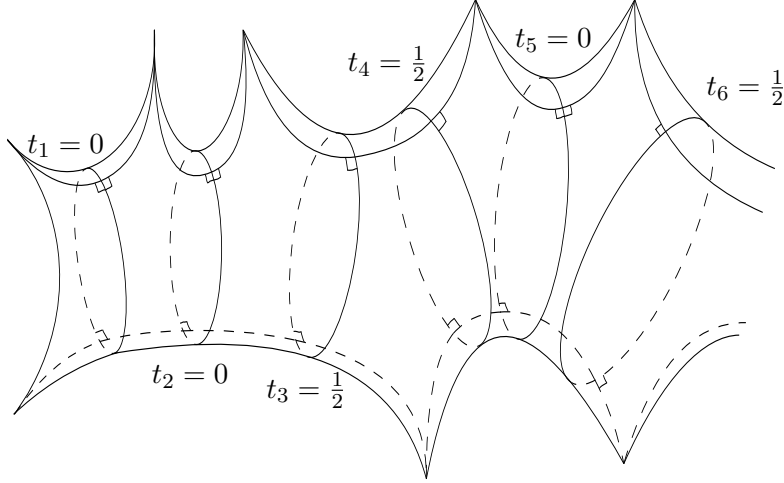


FIGURE 3. The half and zero twists flute surface.

where pentagons have four right angles and one zero angle. Divide X into front side X^* and back side X^{**} by drawing bi-infinite geodesics connecting appropriate cusps as in Figure 3. Since all twists are in $\{0, 1/2\}$, it follows that the reflection in each pair of pants that maps front to back pentagons extends to a global orientation reversing isometry that preserves the set of bi-infinite geodesics.

Let X_n be the union of the first n geodesic pairs of pants of X as in Figure 3. Then each X_n is a finite area hyperbolic surface with a single closed geodesic on its boundary of length ℓ_n . Let Γ_n be the curve family in $X_n \setminus X_1$ that connects the boundary components ∂X_1 and ∂X_n . Ahlfors-Sario [2, Page 229] and its extension [7, Proposition 7.3] states that X is parabolic if and only if $\lim_{n \rightarrow \infty} \text{mod} \Gamma_n = 0$. Denote by Γ_n^* a subfamily of Γ_n that lies in $X^* \cap X_n$. By Theorem 3.2, X is parabolic if and only if $\lim_{n \rightarrow \infty} \text{mod} \Gamma_n^* = 0$.

The front side X^* is simply connected and it has a single lift to the universal covering \mathbb{D} that is isometric to it. The lift \tilde{X}^* is an ideal polygon with infinitely many sides and each cusp of X corresponds to a vertex of \tilde{X}^* on S^1 (see Figure 4). The edges of the infinite polygon \tilde{X}^* may accumulate to a single point on S^1 or to two points of S^1 . If the accumulation is to two points on S^1 then the arc of S^1 between the two points is also accumulated by the polygon and the covering group of the surface X is not of the first kind.

If the accumulation is to one point on S^1 , we claim that the covering group is of the first kind. To see this, note that the covering group is of the first kind if and only if any geodesic ray starting in X_1 and exiting the union of the pairs of pants has infinite length (see [9]). Assume on the contrary that there exists a geodesic ray r exiting each pair of pants of finite length. Then we map the connected components of the ray r in X^{**} by symmetry R to geodesic arcs in X^* . We obtained a piecewise geodesic arc r^* in X^* which leaves every front pentagon and has finite length.

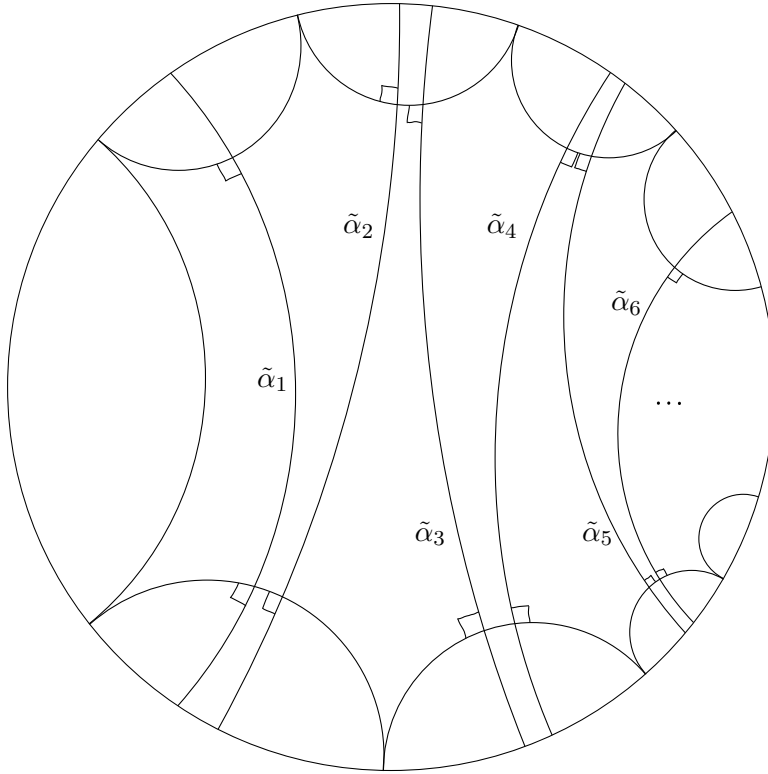


FIGURE 4. Infinite polygon \tilde{X}^* in \mathbb{D} isometric to X^* .

Let \tilde{r}^* be the lift of r^* to \mathbb{D} that is contained in the infinite sided polygon that is a lift of X^* . The closure of \tilde{r}^* is a compact subset of \mathbb{D} . The geodesics $\tilde{\alpha}_n$ which are lifts of the cuffs α_n intersect \tilde{r}^* and therefore converge to a geodesic $\tilde{\alpha}_\infty$. The endpoints of $\tilde{\alpha}_\infty$ are the accumulations of the sides of \tilde{X}^* which contradicts the assumption that the accumulation is one point on S^1 . Therefore the covering group is of the first kind.

Thus the covering group is of the first kind if and only if the sides of the infinite polygon accumulate to one point on S^1 .

If the covering group is not of the first kind then X is not parabolic. It remains to be proved that if the polygon accumulates to a single point on S^1 then X is parabolic. Indeed, the family of curves Γ_n^* is converging to the family of curves that have one endpoint equal to the accumulation point of the infinite polygon. It is well-known that the curve family in the plane that goes through a point has zero modulus (see [26]). Thus X is parabolic in this case by Theorem 3.2. \square

As a direct corollary to the above proof we obtain

Corollary 4.2. *A symmetric flute surface X has covering group of the first kind if and only if, in addition to its ideal vertices, the infinite ideal polygon in \mathbb{D} that is a lift of the front side of X accumulates to a single point on S^1 .*

4.2. Parabolicity of surfaces with finitely many ends. In this subsection we will consider Riemann surfaces that have infinite genus and finitely

many non-planar topological ends. In other words, we assume that X is a Riemann surface obtained by taking a finite area hyperbolic surface X_0 whose boundary consists of finitely many closed geodesics $\{\delta_1, \dots, \delta_i\}$ and gluing to each boundary component δ_i a hyperbolic surface X_i with one boundary geodesic and infinite genus that accumulates to a single topological end (see Figure 5). The attached surfaces X_i can be thought of as tails of infinite Loch-Ness monster surfaces.

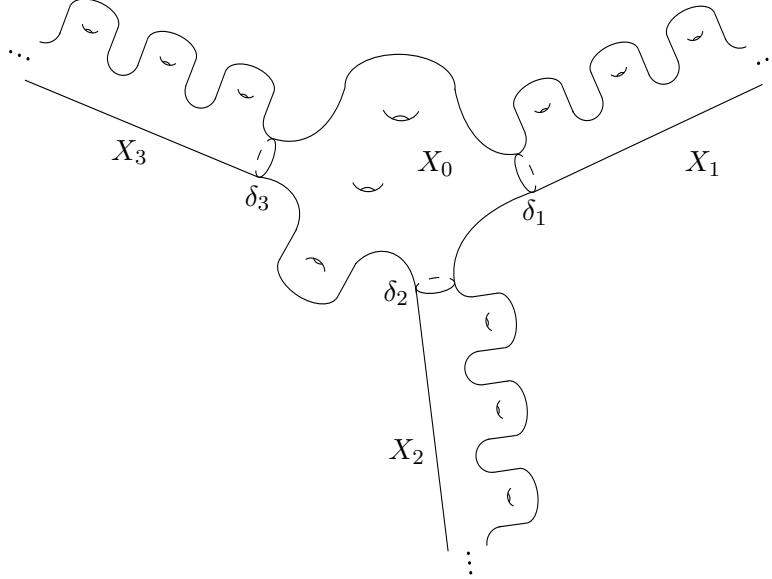


FIGURE 5. A surface with finitely many non-planar ends.

For each attached surface X_i , let β_n be closed geodesics that cut off a genus one surface with geodesic boundary and let α_n be closed geodesics that accumulate towards the infinite end (see Figure 6). We also add another simple closed geodesic γ_n in each torus cut off by β_n . The surface X_i is divided into geodesic pairs of pants by the family of geodesics $\{\delta_i\} \cup \{\alpha_n, \beta_n, \gamma_n\}_n$. Divide each pair of pants of X_i into two right angled hexagons using orthogeodesic arcs between cuffs $\{\delta_k\} \cup \{\alpha_n, \beta_n, \gamma_n\}_n$.

If the foots of the orthogeodesics from one side of $\{\alpha_n, \beta_n, \gamma_n\}_n$ meet foots of the orthogeodesics from the other side of an end surface X_i then there is a natural decomposition of X_i into front side X_i^* and back side X_i^{**} . Choose one of the two hexagons in the pair of pants with cuff δ_i . Then there is a hexagon in the next pair of pants across α_1 that shares a side with the front hexagon. This second hexagon is called a front hexagon and we continue in this manner across all α_n to obtain a family of front hexagons converging to the end of X_i . For each β_n there is a unique hexagon across β_n that meets the front hexagons and we will also call those hexagons front hexagons. The union of all front hexagons make a connected subsurface X_i^* and the union of the back hexagons makes the complementary connected subsurface X_i^{**} . By the construction, there is an orientation reversing isometry R of X_i such that $R(X_i^*) = X_i^{**}$ which maps front hexagons onto back hexagons (see

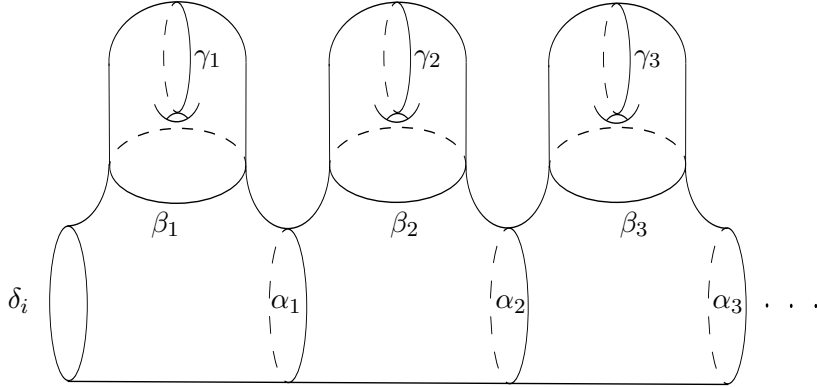


FIGURE 6. The pants decomposition of an end surface.

Figure 7). In this situation, the end surface is said to be *symmetric*. The surface X is said to have *symmetric ends* if every X_i is symmetric.

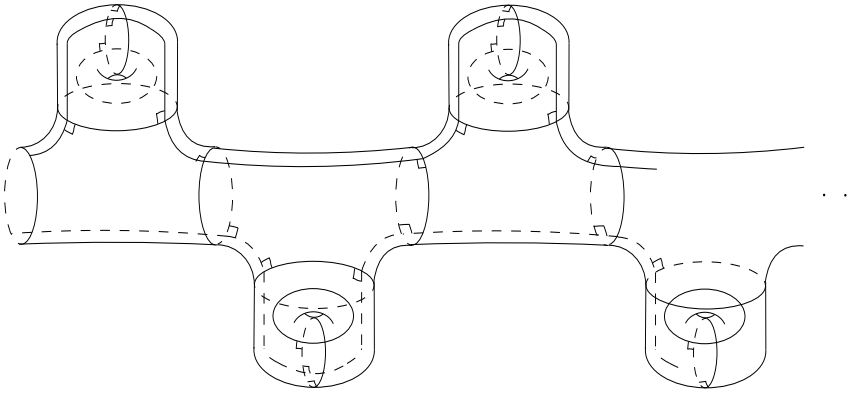


FIGURE 7. A symmetric end surface with half twists.

Theorem 4.3. *Let X be a Riemann surface with finitely many symmetric non-planar ends such that the lengths of the geodesics β_n and γ_n from Figure 6 are between two positive constants. Then the following are equivalent:*

- *the Fuchsian covering group of X is of the first kind,*
- *the Riemann surface X admits no Green's function.*

Remark 4.4. *Note that the α_n are not assumed to be bounded. In fact, the most interesting applications are when the lengths of α_n go to infinity.*

Proof. It is enough to prove that if the covering group of X is of the first kind then X is parabolic. Under the assumptions on X , each end surface X_i is symmetric and the two sides X_i^* and X_i^{**} are planar but not simply connected.

We define a compact exhaustion of X by taking X^n to be the compact subsurface of X whose boundary components are geodesics α_n in each X_i

for $i = 1, \dots, k$. Let Γ^n be the family of curves in $X^n \setminus X_0$ that connects the boundary of X_0 with the boundary of X^n . By Ahlfors-Sario [2], it is enough to prove that $\lim_{n \rightarrow \infty} \text{mod}\Gamma^n = 0$. Denote by Γ_i^n the subfamily of Γ^n that lies in X_i^n . Then Γ^n is a disjoint union of Γ_i^n for $i = 1, \dots, k$. Since the supports of Γ_i^n are pairwise disjoint, we have

$$\text{mod}\Gamma^n = \sum_{i=1}^k \text{mod}\Gamma_i^n.$$

Therefore, it is enough to prove that $\lim_{n \rightarrow \infty} \text{mod}\Gamma_i^n = 0$ for all $i = 1, \dots, k$.

We recall that the modulus is a quasiconformal quasi-invariant. Therefore $\text{mod}\Gamma_i^n$ tends to zero on X_i if and only if it tends to zero on a quasiconformal image of X_i . Since the lengths of β_n and γ_n are between two positive constants, there exists a quasiconformal map onto an infinite surface where β_n , γ_n and the twists on these closed geodesics are all equal to zero (see Shiga [22]). Without loss of generality, we can assume that all tori cut off by the β_n in X_i are isometric.

The front of the surface X_i^* is not simply connected (see Figure 8). However, $X_i^* \setminus (\cup_n \gamma_n)$ is simply connected and it has a lift to the universal cover as in Figure 8. Let $X_i^n = X^n \cap X_i$ and $X_i^{n*} = X_i^n \cap X_i^*$ be the front side of X_i^n . Let Γ_i^{n*} be the subfamily of Γ_i^n that lies entirely in X_i^{n*} . By Theorem 3.2 it is enough to prove that, for all $i = 1, \dots, k$,

$$\lim_{n \rightarrow \infty} \text{mod}\Gamma_i^{n*} = 0.$$

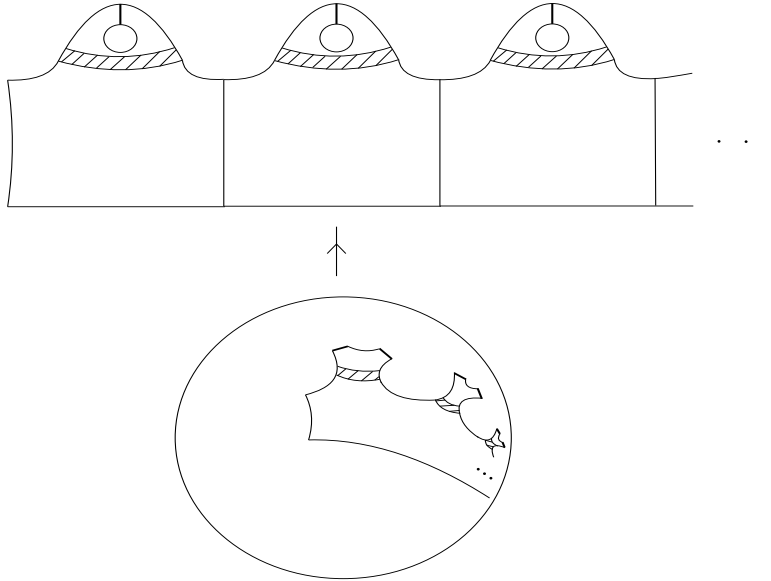


FIGURE 8. The front side X_i^* and its lift to the universal covering.

Since X has covering group of the first kind, it follows that a single component of the lift to the universal covering \mathbb{D} of $X_i^* \setminus (\cup_n \gamma_n)$ accumulates

to exactly one point on S^1 . Therefore the family of all curves connecting $\delta_i \cap X_i^*$ to the end of X_i^* and not intersecting the family $\{\gamma_n\}_n$ has zero modulus. Indeed, since this curve family lies in $X_i^* \setminus (\cup_n \gamma_n)$ and the lifting map is conformal, it follows that this curve family is mapped by a conformal map to a curve family in the complex plane that passes through a single point. It is classical that the modulus is zero for such curve families (see [26]) and that the limit of the modulus of a sequence of curve families whose curves converge to curves passing through a point is zero.

However, the above argument does not apply to curves in X_i^* that intersect the family $\{\gamma_n\}_n$. To show that the limit of the modulus of a sequence is zero for the sequence of curve families connecting $\delta_i \cap X_i^*$ and $\alpha_n \cap X_i^{n*}$ inside X_i^{n*} , we will find a quasiconformal map that maps X_i^* into the lift of $X_i^* \setminus (\cup_n \gamma_n)$. This will finish the proof since a quasiconformal map quasi-preserves the modulus and we already established that the limit of the modulus of the sequence of curve families in $X_i^* \setminus (\cup_n \gamma_n)$ is zero.

To find the quasiconformal map, consider the standard half-collar around each β_n that is inside the torus cut off by β_n . The half-collar is disjoint from γ_n and it is contained in $X_i^* \setminus (\cup_n \gamma_n)$. Let X'_i be X_i^* minus the tori cut off by β_n union the half-collars around β_n . We will find a quasiconformal map f from X_i^* to (but not onto) X'_i . We define f to be the identity on X_i^* minus the tori and on $\beta_n \cap X_i^*$. It remains to find a quasiconformal map which maps the front half of the tori cut off by β_n to the front half of the half collar that is the identity on $\beta_n \cap X_i^*$. Since all tori are quasiconformal, it is enough to find one such quasiconformal map and use it for all n .

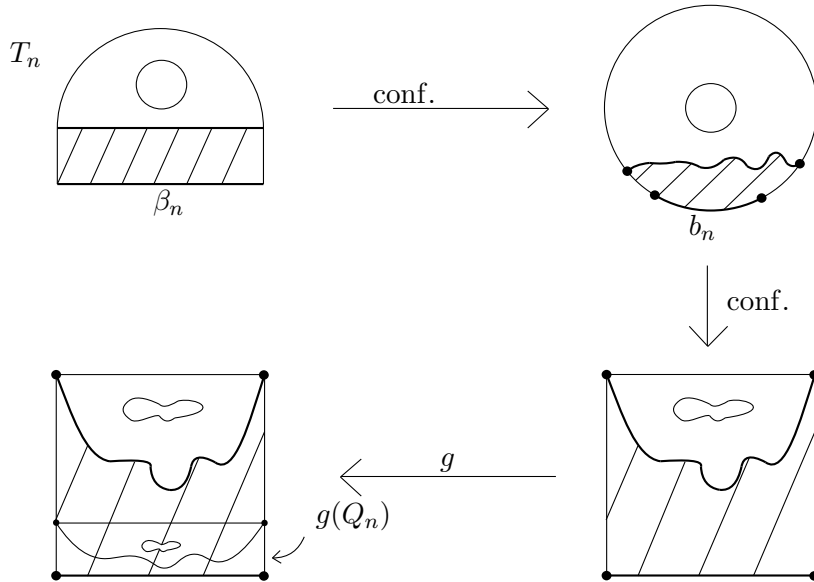


FIGURE 9. The quasiconformal map.

The front half T_n of the tori cut off by β_n is a doubly connected region whose outside boundary consists of $\beta_n \cap X_i^*$ and an orthogeodesic from β_n to itself and the inner boundary consists of the orthogeodesic from γ_n to itself (see Figure 9). We map T_n conformally to a Euclidean annulus $\{z : r \leq |z| \leq 1\}$. Denote the image of $\beta_n \cap X_i^*$ by $b_n \subset \{|z| = 1\}$. The boundary of the half collar is mapped to an arc c_n in $\{z : r < |z| \leq 1\}$ with endpoints in $\{|z| = 1\} \setminus b_n$. The arc c_n separates b_n from the inner boundary $\{|z| = r\}$. Choose a conformal map from $\{z : |z| \leq 1\}$ onto a rectangle of height 1 such that b_n is the bottom horizontal side on the real axis and the endpoints of c_n are the two top vertices. By the abuse of notation, we will denote by c_n the image of c_n in the rectangle. The curve c_n has one lowest point with positive height h . The map g which shrinks vertically the rectangle by the factor h is mapping the image of T_n in the rectangle under the arc c_n (which is the image of the half-collar). Note that g has quasiconformal constant $1/h$. By conjugating g with the composition of the above conformal maps we obtain a quasiconformal map f that sends T_n to the front of the half-collar around β_n . This finishes the proof. \square

As a direct corollary to the above proof we obtain

Corollary 4.5. *A symmetric surface X with finitely many end surfaces X_i , for $i = 1, 2, \dots, n$, has covering group of the first kind if and only if, for each $i \in \{1, 2, \dots, n\}$, the infinite polygon in \mathbb{D} that is a lift of $X_i^* \setminus (\cup_n \gamma_n) \subset X$ accumulates to a single point on S^1 .*

Remark 4.6. *For a fixed lift of $X_i^* \setminus (\cup_n \gamma_n)$ in \mathbb{D} , let $\widetilde{\alpha}_n$ be the lift of the closed geodesic α_n that connects its two boundary sides. Then the accumulation to one point of S^1 in the above corollary is equivalent to the accumulation of the nested sequence $\widetilde{\alpha}_n$ to one point of S^1 .*

5. THE PARABOLICITY OF SYMMETRIC SURFACES VIA CUFF LENGTHS

In this section we decide when a symmetric Riemann surface is parabolic from its Fenchel-Nielsen coordinates. The result will complement some of the results obtained in [7].

5.1. The half-twist flute surfaces. Let X be a flute surface with the Fenchel-Nielsen coordinates $\{(\ell_n, t_n \equiv 1/2)\}_n$. This surface is called a *half-twist* flute surface since we always twist by one half. We establish the following theorem:

Theorem 5.1. *Let $X = \{(\ell_n, 1/2)\}_n$ be a half-twist flute surface with increasing sequence of cuff lengths ℓ_n . Then X is parabolic if and only if*

$$\sum_{n=1}^{\infty} e^{-\sigma_n/2} = \infty,$$

where $\sigma_n = \ell_n - \ell_{n-1} + \dots + (-1)^{n-1} \ell_1$.

Before proving the above theorem, we will establish several lemmas. Consider two ideal geodesic triangles Δ_1 and Δ_2 with disjoint interiors and a common boundary side g . We orient g such that Δ_1 is to its left and consider

the two orthogeodesics to g from the vertices of Δ_1 and Δ_2 not on g . The *shear* $s(g)$ of the configuration (Δ_1, Δ_2) is the signed distance (with respect to the orientation of g) between the foot on g of the orthogeodesic in Δ_1 to the foot of the orthogeodesic in Δ_2 . The shear of the configuration (Δ_2, Δ_1) equals the shear of the configuration (Δ_1, Δ_2) .

Recall that the front side X^* of the half-twist flute surface X is simply connected and its single lift to the universal covering \mathbb{D} is an infinite polygon (see Figure 10). We denote by \tilde{X}^* a single lift of X^* to \mathbb{D} . By Corollary 4.2, the covering group of X is of the first kind if and only if in addition to the countable sets of vertices, the infinite polygon \tilde{X}^* has only one more point of accumulation on S^1 .

Therefore we need to establish that \tilde{X}^* has only one extra accumulation point on S^1 in addition to its ideal vertices. The fronts of the closed geodesic boundaries (cuffs) $\{\alpha_n\}_n$ of the pants decomposition of X lift to orthogeodesic arcs between the sides of the infinite polygon \tilde{X}^* . Denote by g_{2n-1} the geodesic in \mathbb{D} which contains the lift of α_n as in Figure 10. We orient g_{2n-1} such that g_{2n+1} is to its right. Let g_{2n} be the geodesic in \mathbb{D} whose endpoints are the initial point of g_{2n-1} and the terminal endpoint of g_{2n+1} (see Figure 10). We are interested in computing the shears $s(g_n)$ for $n \geq 2$, where g_n is a diagonal of the ideal quadrilateral whose vertices are the endpoints of g_{n-1} and g_{n+1} .

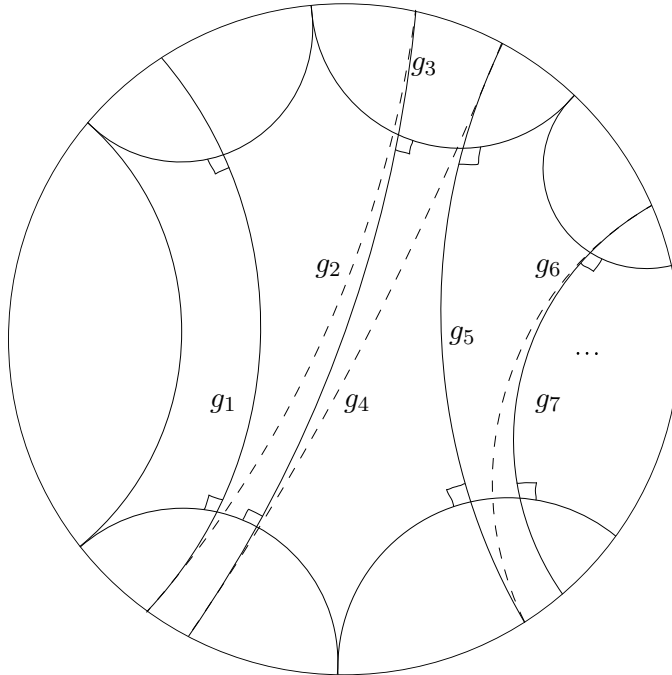


FIGURE 10. The infinite polygon \tilde{X}^* and its limit points on S^1 .

The common orthogonal geodesic arc η_n between g_{2n-1} and g_{2n+1} lies on \tilde{X}^* . The common orthogonal η_n together with the parts of g_{2n-1} and g_{2n+1} in \tilde{X}^* make three sides of a geodesic pentagon in \tilde{X}^* that has four right angles and a zero angle at the vertex of \tilde{X}^* between g_{2n-1} and g_{2n+1} . The

other two sides of the pentagon are geodesic rays on the boundary of \tilde{X}^* . The lengths of the sides of the pentagon on g_{2n-1} and g_{2n+1} are $\ell_n/2$ and $\ell_{n+1}/2$, respectively. By the formulas for the Saccheri rectangle, we obtain

$$\ell(\eta_n) = \tanh^{-1}\left(\frac{1}{\cosh \frac{\ell_n}{2}}\right) + \tanh^{-1}\left(\frac{1}{\cosh \frac{\ell_{n+1}}{2}}\right),$$

which implies, for large n (for the upper estimate) and for a universal constant $C > 0$ ($C = 8$ works),

$$(3) \quad e^{-\frac{\ell_{n+1}}{2}} < \ell(\eta_n) < Ce^{-\frac{\ell_n}{2}}.$$

Lemma 5.2. *Under the above notation, the shear along g_{2n} for the quadrilateral whose vertices are at the endpoints of g_{2n-1} and g_{2n+1} is given by*

$$s(g_{2n}) = 2 \log \sinh \frac{\ell(\eta_n)}{2}.$$

Remark 5.3. *Note that $s(g_{2n}) < 0$ for n large enough because $\ell(\eta_n) \rightarrow 0$ as $n \rightarrow \infty$.*

Proof. The distance between g_{2n-1} and g_{2n+1} is $\ell(\eta_n)$. Let $A : \mathbb{D} \rightarrow \mathbb{H}$ be a Möbius map such that η_n is mapped onto the y -axis. The geodesics $A(g_{2n-1})$ and $A(g_{2n+1})$ have endpoints $(-x_n, x_n)$ and $(-y_n, y_n)$, respectively. Without loss of generality, we can assume that $x_n < y_n$ and we have

$$\ell(\eta_n) = \log \frac{y_n}{x_n}.$$

Let $B : \mathbb{H} \rightarrow \mathbb{H}$ be a Möbius map such that $B(x_n) = 0$, $B(-x_n) = -1$ and $B(-y_n) = \infty$. Then $B(z) = \frac{y_n - x_n}{2x_n} \frac{z - x_n}{z + y_n}$, $B(y_n) > 0$ and

$$s(g_{2n}) = \log(B(y_n)) = \log \left[\frac{y_n - x_n}{2\sqrt{x_n}\sqrt{y_n}} \right]^2 = \log \sinh^2 \frac{\ell(\eta_n)}{2}.$$

□

The remaining cases are finding shears on g_n with n odd. The expression is more complicated as it depends on the lengths of two adjacent η_i and on the length of the cuff that lifts to g_n . The formula will slightly differ for the indices that have remainders 1 and 3 under division by 4.

Lemma 5.4. *Consider the lift of X^* and geodesics g_n as above. The shear of g_n is defined with respect to the quadrilateral whose vertices are the ideal endpoints of g_{n-1} and g_{n+1} . When ℓ_n is large enough, we have*

$$s(g_{4n+1}) = \sinh^{-1} \frac{1}{\sinh \ell(\eta_{2n})} + \sinh^{-1} \frac{1}{\sinh \ell(\eta_{2n+1})} - \frac{\ell_{2n+1}}{2}$$

and

$$s(g_{4n+3}) = \sinh^{-1} \frac{1}{\sinh \ell(\eta_{2n+1})} + \sinh^{-1} \frac{1}{\sinh \ell(\eta_{2n+2})} + \frac{\ell_{2n+2}}{2}.$$

Proof. Consider g_{4n+1} and the corresponding quadrilateral as in Figure 11. The geodesic g_{4n+1} is the diagonal and denote by A and D the other two vertices of the quadrilateral on the left and right side of g_{4n+1} , correspondingly. Then A is the initial endpoint of g_{4n-1} and D is the terminal endpoint of g_{4n+3} . Let $P \in g_{4n+1}$ be the foot of the orthogeodesic from A to g_{4n+1} , and let S be the foot of the orthogeodesic from D . Let $B \in g_{4n-1}$ and $Q \in g_{4n+1}$ be the endpoints of the orthogeodesic η_{2n} between g_{4n-1} and g_{4n+1} , and let $R \in g_{4n+1}$ and $C \in g_{4n+3}$ be the endpoints of the orthogeodesic η_{2n+1} between g_{4n+1} and g_{4n+3} (see Figure 11).

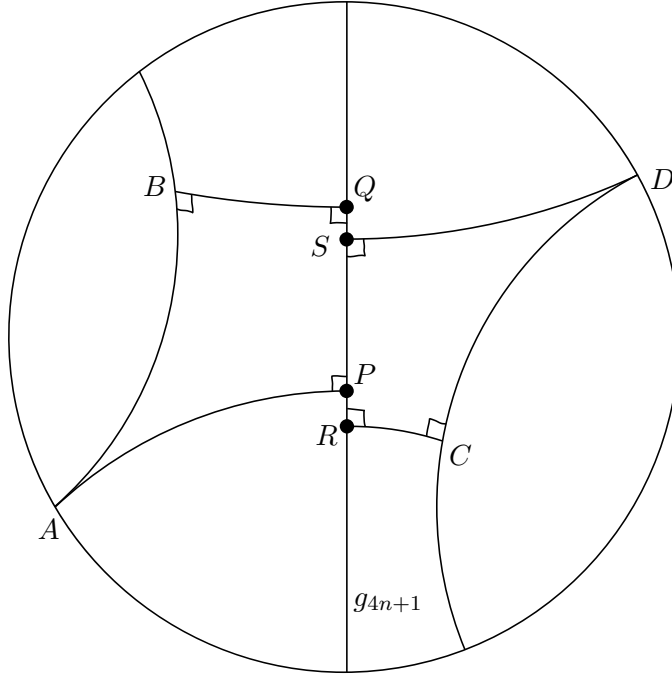


FIGURE 11. $s(g_{4n+1}) = \ell(PQ) + \ell(RS) - \frac{\ell_{2n+1}}{2}$.

The starting choice of the half-twists and the fact that the index of g_i has remainder 1 under division by 4 guarantees that the arc RQ contains arc PS (see Figures 10 and 11). From Figure 11 we obtain

$$s(g_{4n+1}) = \ell(PQ) + \ell(RS) - \frac{\ell_{2n+1}}{2},$$

where $\ell(PQ)$ and $\ell(RS)$ are the lengths of arcs PQ and RS , respectively. From the Lambert quadrilaterals $ABQP$ and $RSDC$, we obtain $\ell(PQ) = \sinh^{-1} \frac{1}{\sinh \ell(\eta_{2n})}$ and $\ell(RS) = \sinh^{-1} \frac{1}{\sinh \ell(\eta_{2n+1})}$ which gives the formula for $s(g_{4n+1})$.

Consider g_{4n+3} and the corresponding quadrilateral as in Figure 12. The geodesic g_{4n+3} is the diagonal and denote by A and D the other two vertices of the quadrilateral on the left and right side of g_{4n+3} , correspondingly. Then A is the initial endpoint of g_{4n+1} and D is the terminal endpoint of $g_{4(n+1)+1}$. Let $P \in g_{4n+3}$ be the foot of the orthogeodesic from A to g_{4n+3} , and let S

be the foot of the orthogeodesic from D . Let $B \in g_{4n+1}$ and $Q \in g_{4n+3}$ be the endpoints of the orthogeodesic η_{2n+1} between g_{4n+1} and g_{4n+3} , and let $R \in g_{4n+3}$ and $C \in g_{4(n+1)+1}$ be the endpoints of the orthogeodesic η_{2n+2} between g_{4n+3} and $g_{4(n+1)+1}$ (see Figure 12).

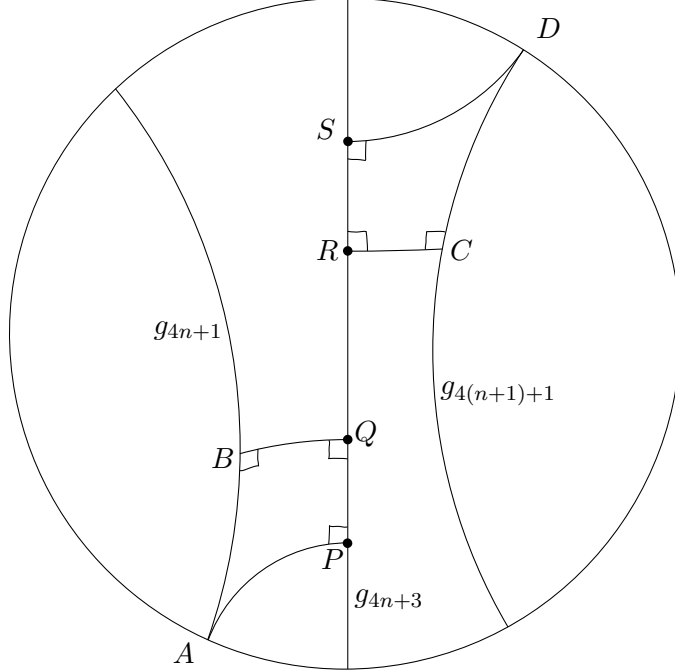


FIGURE 12. $s(g_{4n+3}) = \ell(PQ) + \frac{\ell_{2n+2}}{2} + \ell(RS)$.

The starting choice of the half-twists and the fact that the index of g_i has remainder 3 under division by 4 guarantees that the arc QR is contained in arc PS (see Figures 10 and 12). From Figure 12 we obtain

$$s(g_{4n+3}) = \ell(PQ) + \ell(RS) + \frac{1}{2}\ell_{2n+2},$$

where $\ell(PQ)$ and $\ell(RS)$ are the lengths of arcs PQ and RS , respectively. From the Lambert quadrilaterals $ABQP$ and $RSDC$, we obtain $\ell(PQ) = \sinh^{-1} \frac{1}{\sinh \ell(\eta_{2n+1})}$ and $\ell(RS) = \sinh^{-1} \frac{1}{\sinh \ell(\eta_{2n+2})}$ which gives the formula for $s(g_{4n+3})$. \square

Proof of Theorem 5.1. By Theorem 4.1, it is enough to prove that $X = \{(\ell_n, 1/2)\}_n$ is complete. Since X is symmetric with symmetry that is exchanging the front and the back side, it is enough to prove that the infinite polygon lift of X^* to \mathbb{D} has only one accumulation point on S^1 , in addition to its vertices (see Corollary 4.2). Therefore, it will be enough to prove that the sequence of nested geodesics $\{g_n\}_{n=1}^\infty$ (from Figure 10) does not accumulate in \mathbb{D} .

It is immediate that $\sum_{n=1}^{\infty} \ell(\eta_n) = \infty$ implies that X^* has only one point of accumulation on S^1 in addition to its vertices. Therefore we assume that $\sum_{n=1}^{\infty} \ell(\eta_n) < \infty$ in the rest of the proof. This implies that

$$(4) \quad 1 \leq \prod_{n=1}^{\infty} (1 + \ell(\eta_n)) < \infty.$$

By Proposition A.1 in Appendix (or by the proof of [20, Theorem C]), the sequence $\{g_n\}_{n=1}^{\infty}$ does not accumulate in \mathbb{D} if and only if the piecewise horocyclic arc connecting the adjacent geodesics has infinite length. Denote by $s_n = s(g_n)$ the shear of g_n with respect to the ideal quadrilateral whose vertices are the ideal endpoints of g_{n-1} and g_{n+1} for $n \geq 2$. We do not define the shear of g_1 . We start the piecewise horocyclic path on g_1 such that the part in the wedge between g_1 and g_2 has length e^{-s_1} . By Proposition A.3, the length of the part of the piecewise horocyclic path between g_n and g_{n+1} is

$$e^{-s_1 - s_2 - \dots - s_n}$$

when n is odd, and it equals

$$e^{s_1 + s_2 + \dots + s_n}$$

when n is even.

We will use the inequalities

$$e^{\sinh^{-1} \frac{1}{\sinh x}} > \frac{2}{x}$$

and

$$\sinh x > x$$

for $x > 0$.

By Lemmas 5.4 and 5.2 and the above inequalities, we get, for $n \geq 1$,

$$(5) \quad \begin{aligned} e^{s_{4n+1}} &> \frac{4}{\ell(\eta_{2n})\ell(\eta_{2n+1})} e^{-\frac{\ell_{2n+1}}{2}}, \\ e^{s_{4n+3}} &> \frac{4}{\ell(\eta_{2n+1})\ell(\eta_{2n+2})} e^{\frac{\ell_{2n+2}}{2}}, \text{ and} \\ e^{s_{2n}} &> \frac{[\ell(\eta_n)]^2}{4}. \end{aligned}$$

Note that the constants 4 are essential for what follows since they will be cancelled out which will facilitate the needed inequality comparison.

Since we need a lower estimate of the length of the piecewise horocyclic path, we note that $\ell(h)$ is greater than

$$(6) \quad \sum_{n=1}^{\infty} e^{s_{4n} + s_{4n-1} + \dots + s_2 + s_1}.$$

The sum (6) can be written as

$$\sum_{n=1}^{\infty} \prod_{k=0}^{n-1} e^{s_{4(k+1)} + s_{4k+3} + s_{4k+2} + s_{4k+1}}$$

and by the estimates in (5) we get

$$(7) \quad \prod_{k=0}^{n-1} e^{s_{4(k+1)}+s_{4k+3}+s_{4k+2}+s_{4k+1}} > \frac{[\ell(\eta_{2k+2})]^2}{4} \cdot \frac{4}{\ell(\eta_{2k+1})\ell(\eta_{2k+2})} \cdot e^{\frac{\ell_{2k+2}}{2}}$$

$$\cdot \frac{[\ell(\eta_{2k+1})]^2}{4} \cdot \frac{4}{\ell(\eta_{2k})\ell(\eta_{2k+1})} \cdot e^{-\frac{\ell_{2k+1}}{2}} = \frac{\ell(\eta_{2k+2})}{\ell(\eta_{2k})} e^{\frac{\ell_{2k+2}-\ell_{2k+1}}{2}}.$$

This implies

$$(8) \quad \sum_{n=1}^{\infty} \prod_{k=0}^{n-1} e^{s_{4(k+1)}+s_{4k+3}+s_{4k+2}+s_{4k+1}} > C \sum_{n=1}^{\infty} \prod_{k=1}^{n-1} \frac{\ell(\eta_{2k+2})}{\ell(\eta_{2k})} e^{-\frac{\ell_{2k+1}}{2} + \frac{\ell_{2k+2}}{2}}.$$

By cancellations we get

$$\prod_{k=1}^{n-1} \frac{\ell(\eta_{2k+2})}{\ell(\eta_{2k})} e^{-\frac{\ell_{2k+1}}{2} + \frac{\ell_{2k+2}}{2}} = \frac{\ell(\eta_{2n})}{\ell(\eta_2)} e^{(\ell_{2n}-\ell_{2n-1}+\dots+\ell_4-\ell_3)/2}.$$

By (3), we have that $\ell(\eta_{2n}) > e^{-\frac{\ell_{2n+1}}{2}}$, which together with (8) and the above equality gives for a modified constant C that

$$(9) \quad \sum_{n=1}^{\infty} e^{s_{4n}+s_{4n-1}+\dots+s_2+s_1} > C \sum_{n=1}^{\infty} e^{-\frac{\sigma_{2n+1}}{2}}.$$

By Lemmas 5.4 and 5.2 we obtain

$$(10) \quad e^{-s_{4n+1}-s_{4n}-\dots-s_2} = \left[e^{-\sinh^{-1} \frac{1}{\sinh \ell(\eta_{2n})}} \cdot e^{-\sinh^{-1} \frac{1}{\sinh \ell(\eta_{2n+1})}} \cdot e^{\frac{\ell_{2n+1}}{2}} \right] \cdot \left[\frac{1}{\sinh^2 \frac{\ell(\eta_{2n})}{2}} \right] \cdot \left[e^{-\sinh^{-1} \frac{1}{\sinh \ell(\eta_{2n-1})}} \cdot e^{-\sinh^{-1} \frac{1}{\sinh \ell(\eta_{2n})}} \cdot e^{-\frac{\ell_{2n}}{2}} \right] \cdot \left[\frac{1}{\sinh^2 \frac{\ell(\eta_{2n-1})}{2}} \right] \cdot \dots \cdot \left[\frac{1}{\sinh^2 \frac{\ell(\eta_1)}{2}} \right]$$

By using the inequalities $e^{-\sinh^{-1} \frac{1}{\sinh x}} > \frac{x}{5}$ and $\frac{e^{-\sinh^{-1} \frac{1}{\sinh x}}}{\sinh \frac{x}{2}} > \frac{1}{1+x}$ for small $x > 0$, we conclude that the right hand side of (10) is greater than

$$\left[\prod_{i=1}^{2n} \frac{1}{1 + \ell(\eta_i)} \right]^2 e^{-\sinh^{-1} \frac{1}{\sinh \ell(\eta_{2n+1})}} e^{\frac{\ell_{2n+1}-\ell_{2n}+\dots+\ell_3-\ell_2}{2}}.$$

By the above inequalities and by (4) we have for another constant $C > 0$ that

$$(11) \quad \sum_{n=1}^{\infty} e^{-s_{4n+1}-s_{4n}-\dots-s_2-s_1} > C \sum_{n=1}^{\infty} e^{-\frac{\sigma_{2n+2}}{2}}.$$

By summing (9) and (11) we obtain for some constant $C > 0$ that the piecewise horocyclic path has length $\ell(h)$ greater than

$$C \sum_{n=1}^{\infty} e^{-\frac{\sigma_n}{2}}$$

and the assumption of the theorem implies that it is of infinite length. Thus \tilde{X}^* accumulates to exactly one point in addition to its vertices. This implies that X is parabolic. *End of the proof of Theorem 5.1.*

5.2. A slice of the space of flutes. Let $X_{a,b}$, with $a > 0$ and $b > 0$, and

$$\ell_{2n} = a \ln(n+1) + b \ln n, \quad \ell_{2n+1} = (a+b) \ln(n+1)$$

be a half-twist flute surface with the above lengths of geodesics on the boundary of a pants decomposition (see [7]). It is immediate that ℓ_n is an increasing sequence. By Theorem 5.1 we have that $X_{a,b}$ is parabolic if and only if $\sum_{n=1}^{\infty} e^{-\frac{\sigma_n}{2}} = \infty$. By computations in [7, Example 9.9], we get that $\sum_{n=1}^{\infty} e^{-\frac{\sigma_n}{2}} \asymp \sum_{k=1}^{\infty} k^{-\frac{\min(a,b)}{2}}$. Then we conclude that in Figure 1 the two domains $X_{a,b} = ?$ consist entirely of parabolic flutes.

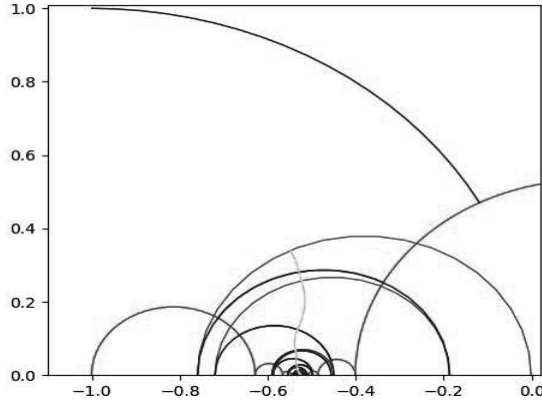


FIGURE 13. A computer generated path of horocyclic concatenations for the flute surface $X_{a,b}$ with $a = 4$ and $b = 1$.

5.3. The symmetric finite ends surfaces. Let X be a Riemann surface with finitely many ends accumulated by genus as in Section 4.2. Denote by $\{X_i\}_{i=1}^k$ the end surfaces. For each X_i assume that the twists on the geodesics $\{\alpha_n\}_{n=1}^{\infty}$ accumulating to the end is $1/2$ as in Figure 7. Denote by ℓ_n the lengths of simple closed geodesics α_n accumulating to the single end. Let β_n be the simple closed geodesics that cuts off a torus with one hole and let γ_n be a simple closed geodesic in the torus as in Figure 7.

Theorem 5.5. *Let X be a hyperbolic surface with finitely many end surfaces $\{X_i\}_{i=1}^k$ accumulated by genus as in Figure 7. Assume that the lengths of the simple closed geodesics β_n and γ_n are between two positive constants for each end surface. Let ℓ_n be the lengths of simple closed geodesics α_n accumulating at each end. Assume that ℓ_n is an increasing sequence and the twists on α_n are all equal to $1/2$. Then, for each X_i ,*

$$\sum_{n=1}^{\infty} e^{-\frac{\sigma_n}{2}} = \infty$$

if and only if X is parabolic, where $\sigma_n = \ell_n - \ell_{n-1} + \dots + (-1)^{n-1} \ell_1$.

Proof. Assume $\sum_{n=1}^{\infty} e^{-\frac{\sigma_n}{2}} = \infty$ for any X_i . By using quasiconformal maps, we can assume that all the cut off tori are isometric to each other (i.e. the geodesics β_n and γ_n have the same length) and the twists on β_n and γ_n are equal to 0. Then there exists a front to back decomposition and we denote by X_i^* the front side of the end surface X_i . Let $\widetilde{\alpha}_n$ be the lifts of α_n that connect two boundary sides of a single lift of $X^* \setminus \cup_n \gamma_n$. Then the $\widetilde{\alpha}_n$ are nested and by Remark 4.6 it is enough to prove that the $\widetilde{\alpha}_n$ accumulate to a single point on S^1 . We adopt the computation from the proof of Theorem 5.1.

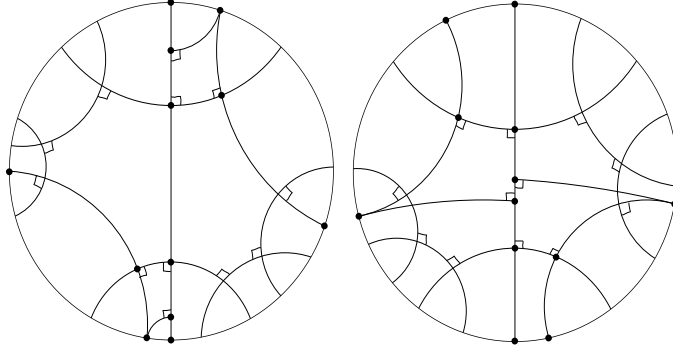


FIGURE 14. Lift of half of pairs of pants of Loch-Ness monster and associated shears.

Let g_{2n-1} be the geodesic that contains the lift $\widetilde{\alpha}_n$ for $n = 1, 2, \dots$ and let g_{2n} be the added geodesic which shares one endpoint with g_{2n-1} and its other endpoint with g_{2n+1} as in Figure 10. Let η_n be the orthogeodesic arc between the geodesics g_{2n-1} and g_{2n+1} . Then η_n is a side of a right angled hexagon that is on X_i^* whose adjacent sides have lengths $\frac{\ell_n}{2}$ and $\frac{\ell_{n+1}}{2}$ and lie on g_{2n-1} and g_{2n+1} , respectively. The side opposite η_n is a lift of half of β_n and therefore has length $\frac{\ell(\beta_n)}{2}$ (see Figure 14). By the hexagon formula and the assumption that ℓ_n is increasing and going to infinity, we get that

$$e^{-\frac{\ell_{n+1}}{2}} < \ell(\eta_n) < C e^{-\frac{\ell_n}{2}}$$

for some $C > 0$ and all n .

The proof that $\sum_{n=1}^{\infty} e^{s_{4n} + s_{4n-1} + \dots + s_2 + s_1} > C \sum_{n=1}^{\infty} e^{-\frac{\sigma_{2n+1}}{2}}$ follows by the same lines as in the proof of Theorem 5.1 because the geometric positions of the geodesics determining the shears on g_n are identical as seen in Figure 14. The above estimate $e^{-\frac{\ell_{n+1}}{2}} < \ell(\eta_n)$ finishes the proof of the inequality.

The proof that $\sum_{n=1}^{\infty} e^{-s_{4n+1} - s_{4n} - \dots - s_2 - s_1} > C \sum_{n=1}^{\infty} e^{-\frac{\sigma_{2n+2}}{2}}$ also follows by the proof of Theorem 5.1 and the geometric positions in Figure 14.

Assume $\sum_{n=1}^{\infty} e^{-\frac{\sigma_n}{2}} < \infty$ for some X_i . Similar to what is done in [7, pgs 41-42] for half-twist flutes, we form a concatenation p of the summits of Saccheri quadrilaterals with bases η_n starting from the point on α_1 furthest from η_1 that escapes the end X_i . Then the length of the n -th summit is at

most $Ce^{-\frac{\sigma_{n-1}}{2}}$ for some positive constant C . The path p is finite from our assumption and the fact that X is not parabolic immediately follows. \square

Consider the same Riemann surface X with finitely many ends accumulated by genus except for each X_i the twists on the geodesics $\{\alpha_n\}_{n=1}^\infty$ accumulating to its end are 0 as in Figure 6.

Theorem 5.6. *Let X be a hyperbolic surface with finitely many end surfaces $\{X_i\}_{i=1}^k$ accumulated by genus as in Figure 6. Assume that the lengths of the simple closed geodesics β_n and γ_n are between two positive constants for each end surface. Let ℓ_n be the lengths of simple closed geodesics α_n accumulating at each end. Assume that ℓ_n is an increasing sequence and the twists on α_n are all equal to 0. Then, for each X_i ,*

$$\sum_{n=1}^{\infty} e^{-\frac{\ell_n}{2}} = \infty$$

if and only if X is parabolic.

Proof. When $\sum_{n=1}^{\infty} e^{-\frac{\ell_n}{2}} = \infty$ in X_i , from the fact that $e^{-\frac{\ell_{n+1}}{2}} < l(\eta_n)$ for all n , we get $\sum_{n=1}^{\infty} l(\eta_n) = \infty$. Our goal is to show that every escaping geodesic ray in X_i is infinite length which implies X is complete (and thus parabolic).

Call the front half of the end X_i^* . Reflect an escaping geodesic ray r on X_i to its front. The result is a piecewise geodesic arc r^* in X_i^* with the same length as r .

There are two cases to consider. The first case is that r^* enters finitely many (including possibly zero) attached toruses in X_i . In this case, r^* eventually enters no toruses. Notice that after this point the length of r^* between α_n and α_{n+1} is at least the length of η_n . The length of r^* then must be at least the length of a path along the η_n starting from some sufficiently large index. Since $\sum_{n=k}^{\infty} l(\eta_n) = \infty$, the length of r^* is infinite.

The second case is that r^* enters infinitely many attached toruses. Since the lengths of β_n and γ_n are between two positive constants, we can assume without loss of generality that all of the attached toruses are isomorphic. That means the collar widths around each of the β_n are the same. Since r^* passes through the full width of infinitely many identical collars, the length of r^* is infinite.

Assume $\sum_{n=1}^{\infty} e^{-\frac{\ell_n}{2}} < \infty$ and remember that $l(\eta_n) < Ce^{-\frac{\ell_n}{2}}$ for all n for some positive constant C . Then the path along the η_n on the surface is finite. Thus, the covering group is of the second kind and X is not parabolic. \square

APPENDIX

Let $\{g_n\}_{n=1}^\infty$ be a sequence of nested geodesics in \mathbb{D} such that any two adjacent geodesics g_n and g_{n+1} share an ideal endpoint, and no three geodesics share an ideal endpoint. The space between g_n and g_{n+1} is called a *wedge* and the common endpoint of g_n and g_{n+1} is called the *vertex* of the wedge. Each wedge is foliated by horocyclic arcs orthogonal to the sides that lie on horocycles whose center is the vertex of the corresponding wedge.

Fix a point P_1 on g_1 . There exists a unique piecewise horocyclic path h starting at P_1 that consists of horocyclic arcs connecting the sides of the wedges of $\{g_n\}_{n=1}^\infty$. In this section we will establish that the set of nested geodesics accumulates to a single point on the unit circle if and only if the path h has infinite length. We also prove the formulas for the lengths of the horocyclic arcs in the wedges of the geodesics $\{g_n\}_{n=1}^\infty$ in terms of the shears on $\{g_n\}$. Both results use the ideas from [20, Theorem C] and we give a proof for the convenience of the reader.

Proposition A.1. *Let $\{g_n\}_{n=1}^\infty$ be a nested sequence of geodesics and h a piecewise horocyclic path as above. Then the nested sequence $\{g_n\}_n$ accumulates to a single point on S^1 if and only if h has infinite length.*

Proof. Assume that h has a finite length. If g_n accumulates to a single point on S^1 then the path h has a sequence of points that converges toward that point on S^1 . Since the distance from P_1 to any point on the boundary is infinite, it follows that h has an infinite length which is a contradiction. Thus, g_n does not accumulate to a single point on S^1 .

Conversely, assume that g_n accumulates to a geodesic g^* in \mathbb{D} . We need to prove that h has a finite length. Let a be the orthogeodesic arc between g_1 and g^* . The length of a is finite and we will compare the length of h to the length of a (see Figure 15).

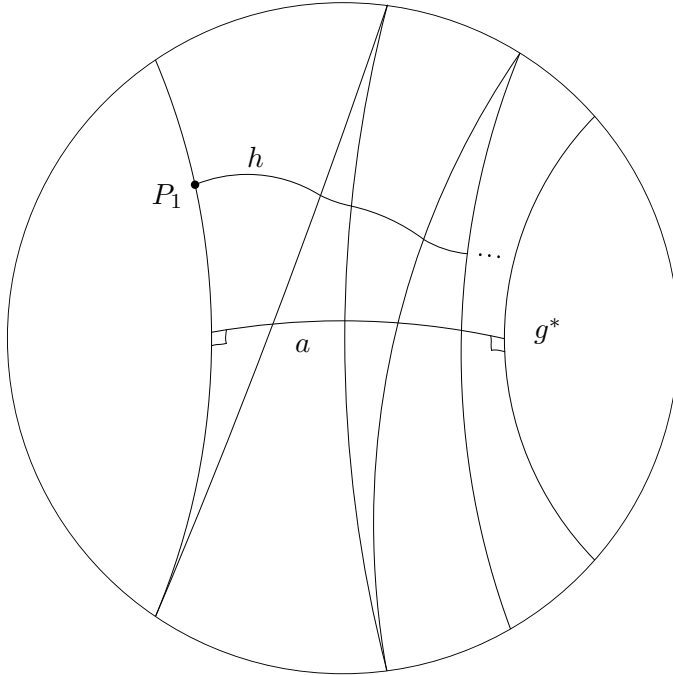
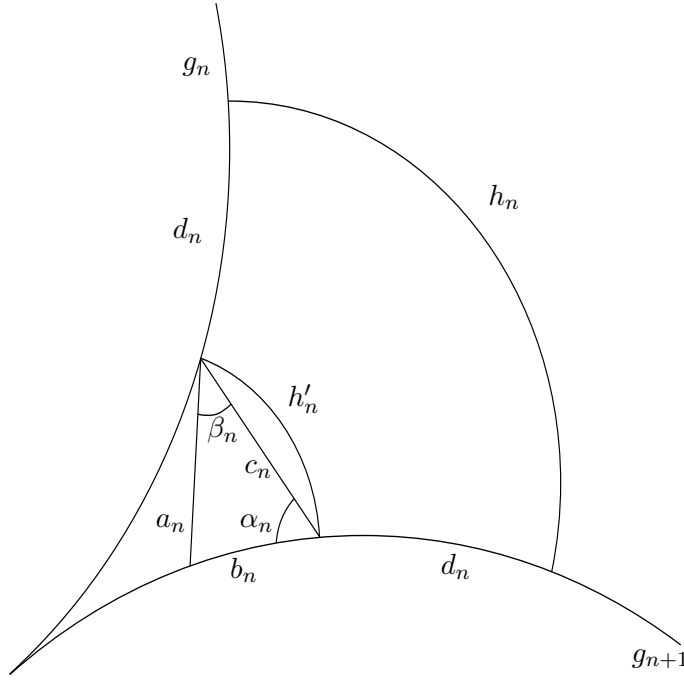


FIGURE 15. The piecewise horocyclic arc h and the orthogeodesic a .

Denote by W_n the wedge between g_n and g_{n+1} . Let $a_n = a \cap W_n$ and $h_n = h \cap W_n$. Let d_n be the geodesic arc on g_n whose endpoints are $a \cap g_n$ and $h \cap g_n$.


 FIGURE 16. The comparison between a_n and h_n .

Let h'_n be the horocyclic arc in W_n which starts at $a_n \cap g_n$. Let b_n be the geodesic arc on g_{n+1} between $a \cap g_{n+1}$ and $h'_n \cap g_{n+1}$. Let c_n be the geodesic arc that connects the endpoints of h'_n . Let α_n be the angle facing a_n and let β_n be the angle facing b_n in the geodesic triangle with sides a_n , b_n and c_n (see Figure 16). By the sine formula, we have

$$(12) \quad \frac{\sinh \ell(a_n)}{\sin \alpha_n} = \frac{\sinh \ell(b_n)}{\sin \beta_n}.$$

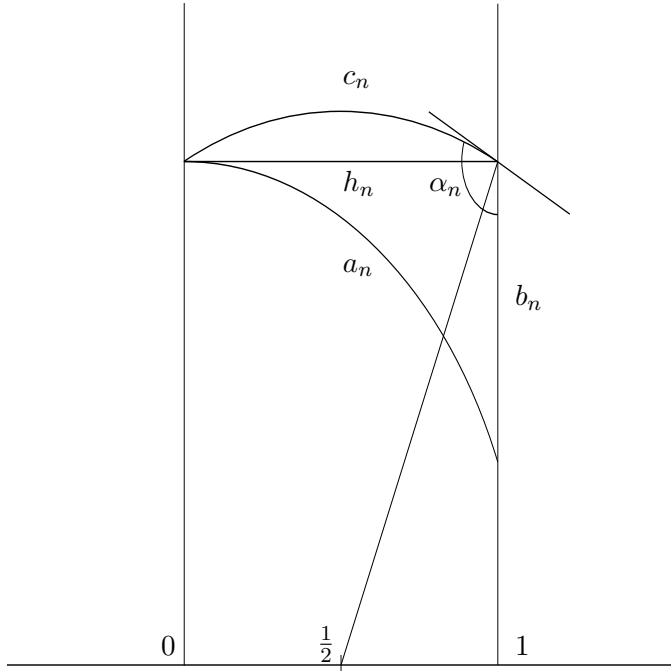
We prove that $\alpha_n \in [\alpha_l, \alpha_u]$ for all n , where $0 < \alpha_l < \alpha_u < \pi$. To do so, map the wedge $W_n \subset \mathbb{D}$ by a Möbius map to the wedge in \mathbb{H} with vertex ∞ whose boundary geodesics are $(0, \infty)$ and $(1, \infty)$ are images of g_n and g_{n+1} , respectively. The images of a_n , b_n , c_n , h'_n and α_n are denoted by the same letters (see Figure 16). Since the length $\ell(a_n)$ is bounded above by $\ell(a) < \infty$ for all n , it follows that there is a positive lower bound $y_0 > 0$ on the heights of the points in a_n for each n . The horocyclic arc h'_n is on the Euclidean height at least $y_0 > 0$ and the Euclidean circle that contains the geodesic arc c_n has center $1/2 \in \mathbb{R}$ and radius greater than y_0 . By elementary Euclidean geometry, these bounds imply the existence $0 < \alpha_l < \alpha_u < \pi$ such that $\alpha_n \in [\alpha_l, \alpha_u]$ for all n .

By (12) and $\alpha_n \in [\alpha_l, \alpha_u]$, we conclude that, for all n ,

$$(13) \quad \ell(b_n) \leq C\ell(a_n)$$

for some constant C . By Figure 16 and equation (13), we have

$$\ell(d_{n+1}) = \ell(d_n) + \ell(b_n) \leq \ell(d_n) + C\ell(a_n)$$

FIGURE 17. The wedge with vertex ∞ .

which implies

$$(14) \quad \ell(d_{n+1}) \leq \ell(d_1) + C \sum_{i=1}^n \ell(a_i) \leq \ell(d_1) + C\ell(a).$$

Given quantities A and B , the notation $A \asymp B$ means that there exists a constant $k > 0$ such that $1/k \leq A/B \leq k$. By (14), we have $\ell(h'_n) \asymp \ell(h_n)$. By $\ell(c_n) \leq \ell(a_n) + \ell(b_n) \leq (1+C)\ell(a_n) \leq (1+C)\ell(a)$ and by the fact that h'_n and c_n share endpoints, we conclude that $\ell(h'_n) \asymp \ell(c_n)$. Therefore

$$\ell(h) = \sum_{n=1}^{\infty} \ell(h_n) \asymp \sum_{n=1}^{\infty} \ell(h'_n) \asymp (1+C) \sum_{n=1}^{\infty} \ell(a_n) = (1+C)\ell(a) < \infty$$

and the proposition is proved. \square

We compute the length of the horocyclic arc h_n in terms of the shears on the geodesics $\{g_n\}_{n=1}^{\infty}$. Consider two wedges W_1 and W_2 that share a common boundary geodesic g_2 such that their vertices are the opposite ideal endpoints of g_2 . Let g_1 and g_3 be the other boundary geodesics of W_1 and W_2 , respectively. Orient g_2 such that g_1 is on its left.

If g_2 shares the initial point with g_1 (and thus the terminal point with g_3) we say that the pair of wedges (W_1, W_2) is *left-open* (see left side of Figure 18). If g_2 shares the initial point with g_3 (and thus the terminal point with g_1) we say that the pair of wedges (W_1, W_2) is *left-closed* (see right side of Figure 18).

Lemma A.2. *Let (W_1, W_2) be a pair of adjacent wedges and let h_1 be a horocyclic arc orthogonal to and connecting the boundary sides of W_1 . Let*

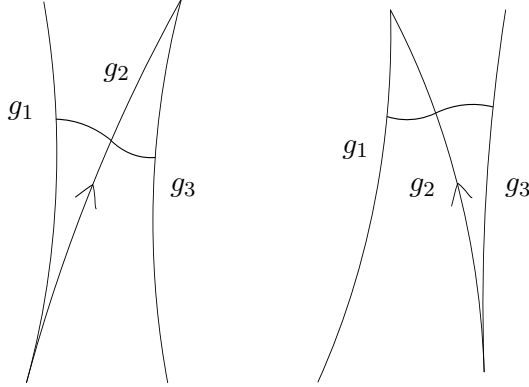


FIGURE 18. The left-open and the left-closed pair of wedges.

$s(g_2)$ be the shear along the common boundary geodesic g_2 of (W_1, W_2) of the ideal quadrilateral with vertices equal to the endpoints of g_1 and g_3 . Let h_2 be the horocyclic arc in W_2 orthogonal to its boundary that continues h_1 .

If (W_1, W_2) is left-open then

$$\ell(h_2) = \frac{e^{s(g_2)}}{\ell(h_1)},$$

where $\ell(h_1)$ and $\ell(h_2)$ are the lengths of h_1 and h_2 .

If (W_1, W_2) is left-closed then

$$\ell(h_2) = \frac{e^{-s(g_2)}}{\ell(h_1)}.$$

Proof. Assume that (W_1, W_2) is left-closed. Map (W_1, W_2) by a Möbius map into \mathbb{H} such that the common geodesic is $g_2 = (0, \infty)$ and the other vertex of g_1 is -1 . Then necessarily we have $g_3 = (0, e^{s(g_2)})$. The horocyclic arc h_1 is a horizontal Euclidean arc between g_1 and g_2 that meets g_2 (i.e. the y -axis) at a point iy_1 (see Figure 19).

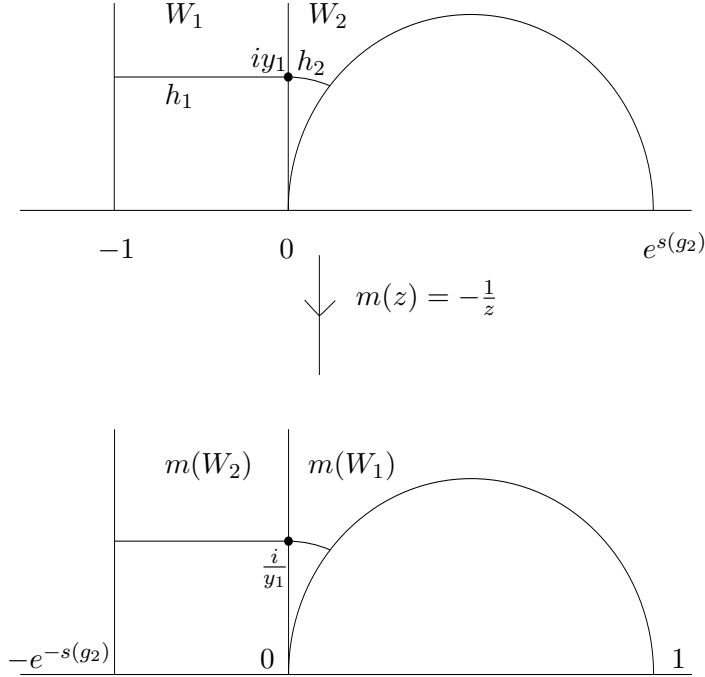
We have that $\ell(h_1) = \frac{1}{y_1}$. Let $m(z) = -\frac{1}{z}$. Then $m(g_3) = (-e^{-s(g_2)}, \infty)$ and $m(g_2) = g_2$. The horocyclic arc $m(h_2)$ is the horizontal Euclidean arc between $m(g_3)$ and g_2 with Euclidean height $\frac{1}{y_1}$. Therefore

$$\ell(h_2) = \ell(m(h_2)) = y_1 e^{-s(g_2)} = \frac{e^{-s(g_2)}}{\ell(h_1)}.$$

The case when (W_1, W_2) is left-open is dealt with in an analogous fashion. \square

We find the length of the n -th horocyclic arc h_n based on the length of h_1 and the shears on the geodesics before h_n .

Proposition A.3. *Let $\{g_n\}_{n=1}^{\infty}$ be the above nested family of geodesics and let $s_n = s(g_n)$ be the corresponding shears. Let h be a curve obtained by concatenation of horocyclic arcs h_n orthogonal to and connecting two boundary geodesics of each wedge W_n starting at a point $P_1 \in g_1$. Choose*

FIGURE 19. The left-closed pair of wedges with the vertex ∞ .

$P_1 \in g_1$ such that the horocyclic arc $h_1 = h \cap W_1$ has length e^{-s_1} . Then, for n odd,

$$\ell(h_n) = e^{-s_1 - s_2 - \dots - s_n}$$

and, for n even,

$$\ell(h_n) = e^{s_1 + s_2 + \dots + s_n}$$

Proof. Consider the wedge W_n for $n > 1$. By Lemma A.2, we get $\ell(h_2) = \frac{e^{s_2}}{\ell(h_1)} = e^{s_1 + s_2}$. Applying Lemma A.2 again, we get $\ell(h_3) = \frac{e^{-s_3}}{\ell(h_2)} = \frac{e^{-s_3}}{e^{s_1 + s_2}} = e^{-(s_1 + s_2 + s_3)}$, and so on. The result follows by induction. \square

REFERENCES

- [1] Agard, S. *A geometric proof of Mostow's rigidity theorem for groups of divergence type*. Acta Math. 151 (1983), no. 3-4, 231-252.
- [2] L. Ahlfors and L. Sario, *Riemann surfaces*, Princeton Mathematical Series, No. 26 Princeton University Press, Princeton, N.J. 1960.
- [3] D. Alessandrini, L. Liu, A. Papadopoulos and W. Su, *On the inclusion of the quasi-conformal Teichmüller space into the length-spectrum Teichmüller space*, Monatsh. Math. 179 (2016), no. 2, 165-189.
- [4] V. Álvarez and J. Rodríguez, *Structure theorems for Riemann and topological surfaces*, J. London Math. Soc. (2) 69 (2004), no. 1, 153-168.
- [5] Astala, K.; Zinsmeister, M. *Mostow rigidity and Fuchsian groups*. C. R. Acad. Sci. Paris Sér. I Math. 311 (1990), no. 6, 301-306.
- [6] A. Basmajian, *Hyperbolic structures for surfaces of infinite type*, Trans. Amer. Math. Soc. 336 (1993), no. 1, 421-444.




FIGURE 20. A computer generated path of horocyclic concatenations for the Loch-Ness monster surface $X_{a,b}$ with $a = .5$ and $b = 6.2$.

- [7] A. Basmajian, H Hakobyan and D. Šarić, *The type problem for Riemann surfaces via Fenchel-Nielsen parameters*, arXiv:2011.03166.
- [8] Bishop, C., *Divergence groups have the Bowen property*, Ann. of Math. (2) 154 (2001), no. 1, 205-217.
- [9] A. Basmajian and D. Šarić, *Geodesically complete hyperbolic structures*, Math. Proc. Cambridge Philos. Soc. 166 (2019), no. 2, 219-242.
- [10] Fernández, J. L.; Melián, M. V., *Escaping geodesics of Riemannian surfaces*. Acta Math. 187 (2001), no. 2, 213-236.
- [11] J. Kahn and V. Markovic, *Immersing almost geodesic surfaces in a closed hyperbolic three manifold*, Ann. of Math. (2) 175 (2012), no. 3, 1127-1190.
- [12] B. Kerékjártó, *Vorlesungen über Topologie. I*, Springer, Berlin, 1923.
- [13] E. Kinjo, *On Teichmüller metric and the length spectrums of topologically infinite Riemann surfaces*, Kodai Math. J. 34 (2011), no. 2, 179-190.
- [14] C. McMullen, *Hausdorff dimension and conformal dynamics. III. Computation of dimension*, Amer. J. Math. 120 (1998), no. 4, 691-721.
- [15] J. Milnor, *On deciding whether a surface is parabolic or hyperbolic*, Amer. Math. Monthly 84 (1977), no. 1, 43-46.
- [16] Nevanlinna, R. *Über die Existenz von beschränkten Potentialfunktionen auf Flächen von unendlichem Geschlecht*. (German) Math. Z. 52 (1950), 599-604.
- [17] P. Nicholls, *Fundamental regions and the type problem for a Riemann surface*, Math. Z. 174 (1980), no. 2, 187-196.
- [18] P. Nicholls, *The ergodic theory of discrete groups*, London Mathematical Society Lecture Note Series, 143. Cambridge University Press, Cambridge, 1989.
- [19] I. Richards, *On the classification of noncompact surfaces*, Trans. Amer. Math. Soc. 106 (1963), 259-269.
- [20] D. Šarić, *Circle homeomorphisms and shears*, Geom. Topol. 14 (2010), no. 4, 2405-2430.
- [21] D. Šarić, *Quadratic differentials and foliations on infinite Riemann surfaces*, preprint, arXiv:2207.08626.
- [22] H. Shiga, *On a distance defined by the length spectrum of Teichmüller space*, Ann. Acad. Sci. Fenn. Math. 28 (2003), no. 2, 315-326.
- [23] D. Sullivan, *On the ergodic theory at infinity of an arbitrary discrete group of hyperbolic motions*. Riemann surfaces and related topics: Proceedings of the 1978

- Stony Brook Conference (State Univ. New York, Stony Brook, N.Y., 1978), pp. 465-496, Ann. of Math. Stud., 97, Princeton Univ. Press, Princeton, N.J., 1981.
- [24] Tukia, P. *Differentiability and rigidity of Möbius groups*. Invent. Math. 82 (1985), no. 3, 557-578.
- [25] A. Portilla, J. M. Rodríguez and E. Tourís, *Structure theorem for Riemannian surfaces with arbitrary curvature*, Math. Z. 271, 45–62 (2012).
- [26] J. B. Garnett and D. E. Marshall, *Harmonic measure*. Cambridge University Press, July 7, 2008, 132-133.

(Michael Pandazis) PHD PROGRAM IN MATHEMATICS, THE GRADUATE CENTER, CUNY,
365 FIFTH AVE., N.Y., N.Y., 10016, USA.

Email address: mpandazis@gradcenter.cuny.edu

(Dragomir Šarić) PHD PROGRAM IN MATHEMATICS, THE GRADUATE CENTER, CUNY,
365 FIFTH AVE., N.Y., N.Y., 10016 AND
DEPARTMENT OF MATHEMATICS, QUEENS COLLEGE, CUNY, 65–30 KISSENA BLVD.,
FLUSHING, NY 11367, USA.

Email address: Dragomir.Saric@qc.cuny.edu