

A Comprehensive Survey on Enterprise Financial Risk Analysis from Big Data Perspective

Huaming Du, *Member, IEEE*, Xingyan Chen, *Member, IEEE*, Yu Zhao, *Member, IEEE*, Qing Li, *Member, IEEE*, Fuzhen Zhuang, *Member, IEEE*, Fuji Ren, *Senior Member, IEEE*, Gang Kou

Abstract—Enterprise financial risk analysis aims at predicting the future financial risk of enterprises. Due to its wide and significant application, enterprise financial risk analysis has always been the core research topic in the fields of Finance and Management. Based on advanced computer science and artificial intelligence technologies, enterprise risk analysis research is experiencing rapid developments and making significant progress. Therefore, it is both necessary and challenging to comprehensively review the relevant studies. Although there are already some valuable and impressive surveys on enterprise risk analysis from the perspective of Finance and Management, these surveys introduce approaches in a relatively isolated way and lack recent advances in enterprise financial risk analysis. In contrast, this paper attempts to provide a systematic literature survey of enterprise risk analysis approaches from Big Data perspective, which reviews more than 250 representative articles in the past almost 50 years (from 1968 to 2023). To the best of our knowledge, this is the first and only survey work on enterprise financial risk from Big Data perspective. Specifically, this survey connects and systematizes the existing enterprise financial risk studies, i.e. to summarize and interpret the problems, methods, and spotlights in a comprehensive way. In particular, we first introduce the issues of enterprise financial risks in terms of their types, granularity, intelligence, and evaluation metrics, and summarize the corresponding representative works. Then, we compare the analysis methods used to learn enterprise financial risk, and finally summarize the spotlights of the most representative works. Our goal is to clarify current cutting-edge research and its possible future directions to model enterprise risk, aiming to fully understand the mechanisms of enterprise risk generation and contagion.

Index Terms—Enterprise Financial Risk, Small and Medium-sized Enterprises, Big Data, Large Language Models

1 INTRODUCTION

ENTERPRISE financial risk analysis has long been a focus of scholarly research in the fields of Finance and Management [1]. Whether young start-ups, small and medium-sized enterprises (SMEs) or famous Fortune 500 enterprises, to some extent they all inevitably face one or multiple financial risks, such as credit risk, guarantee risk, supply chain risk, bankruptcy risk, etc [2]. In particular, enterprises face big risk challenges when an economic crisis or a gray rhino incident happened, such as the financial crisis in 2008 [1] and COVID-19 epidemic in 2020 [3]. In the modern economic system, as the global financial system becomes more deeply interconnected, enterprises are exposed to both internal risks and contagion risks [4], [5]. Therefore, predicting the financial risk of enterprises is of great importance for both government policymakers and financial institutions.

Studies on enterprise financial risk analysis, which originated in the fields of Finance and Management, have gradually attracted increasing numbers of researchers from Computer Science (CS). The earliest research mainly focused on the three most commonly used statistical econometric methods, e.g. multivariate discriminant analysis, linear probability model, and logistic regression, and studied their application in enterprise risk prediction [6].

With technological advancements in natural language processing (NLP) and artificial intelligence (AI), researchers have begun to evaluate enterprise financial risk from a Big Data perspective. Beyond traditional enterprise financial index, more comprehensive enterprise risk intelligence, including non-financial textual information and relational data, is now considered [7]. Specifically, to deal with textual risk information, NLP techniques, including sentiment analysis and event extraction are used to dig enterprise risk signals from non-financial textual data. To model the risk momentum spillover on enterprise relational data, AI techniques, including deep learning and Graph Neural Networks (GNN), are utilized to evaluate the enterprise contagion risk. This series of studies has opened up new avenues for analyzing the generation and contagion mechanisms of enterprise financial risk from a Big Data perspective.

Figure 1 and Figure 2 show the number of relevant publications in the past thirteen years and their distribution in terms of different research directions. Due to the rapid expansion of the enterprise risk research based on the CS and AI technologies, it is both necessary and challenging to comprehensively review the relevant studies. In this work, we systematically review nearly 260

- *Binchen Yang, Xuesong Zhang, Meiai Wang, Xiaoying Sun, Qiaoyue Liang, Yiyang Yuan, Lanqi Zhao, Yuansong Zhu, Ying Liu are collecting and sorting out the literature for this work.*
- *Y. Zhao, X. Chen, and Q. Li are with Fintech Innovation Center, Financial Intelligence and Financial Engineering Key Laboratory of Sichuan Province, Institute of Digital Economy and Interdisciplinary Science Innovation, Southwestern University of Finance and Economics, China.*
- *H. Du and G. Kou are with School of Business Administration, Southwestern University of Finance and Economics, China.*
- *F. Ren is with University of Electronic Science and Technology of China, China.*
- *F. Zhuang is with Institute of Artificial Intelligence, Beihang University, Beijing, China, and with Zhongguancun Laboratory, Beijing, China.*
- *Y. Zhao (zhaoyu@swufe.edu.cn) and G. Kou (kougang@swufe.edu.cn) are corresponding authors.*

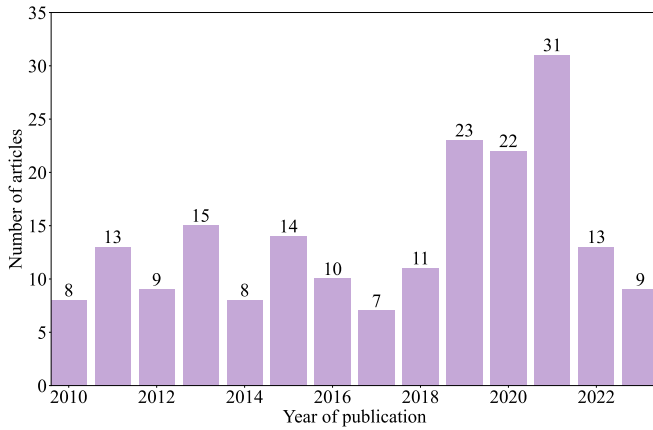


Fig. 1: Publications overview.

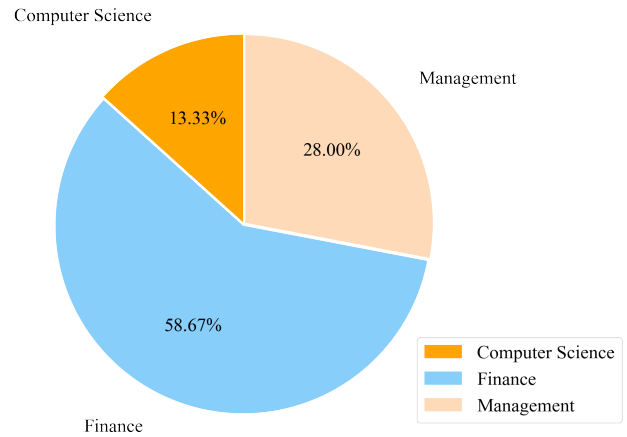


Fig. 2: Ratio of research areas.

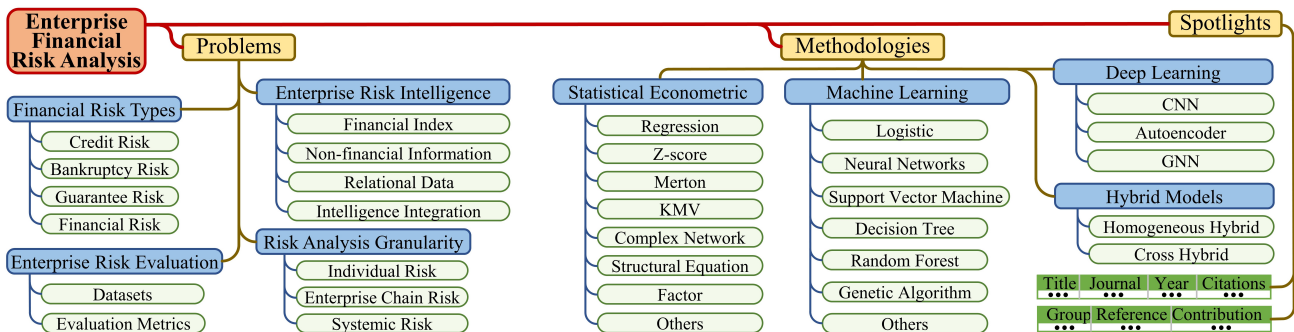


Fig. 3: The framework of enterprise financial risk analysis.

representative articles¹. We endeavor to summarize the problems, methodologies and spotlights of enterprise financial risk analysis in a comprehensive manner, helping readers gain a better understanding of the current research status and ideas. Figure 3 presents the framework of this survey.

The contributions of this work are threefold:

- This survey provides a systematic and comprehensive review of existing research for enterprise financial risk. To the best of our knowledge, this is the first and only survey work on enterprise financial risk from the Big Data perspective.
- We propose a novel holistic taxonomy of existing enterprise financial risk analysis. For each specific part, the contemporary landscape is summarized and insightful analysis is provided.
- We discuss the limitations of current research and propose five potential research directions for enterprise financial risk analysis.

The remainder of this article is organized as follows. Section 2 formalizes the problems of enterprise risk analysis from four different directions, including the risk types, analysis granularity, risk intelligence and evaluation metrics. In Section 3, we will systematically introduce the approaches used more frequently. Section 4 summarizes the spotlights of the most representative

studies. Section 5 provides guidance for future research directions. Finally, Section 6 provides a conclusion to the survey.

2 PROBLEM FORMALIZATION

2.1 Financial Risk Types

In this section, we review the previous research on enterprise risk analysis in terms of risk types, i.e., credit risk, bankruptcy risk, guarantee risk, and financial risk, which are summarized in Table 1.

2.1.1 Credit Risk

Enterprise credit risk refers to the potential for financial loss arising from the default of a counterparty or from changes in credit quality or ethical behavior during a transaction. The characteristics of enterprise credit risk are multifaceted and include comprehensiveness, bidirectionality, transitivity, diffusivity, cumulateness, hiddenness, suddenness, and uncertainty. Credit risk is predominantly found in various credit transactions between financial institutions and enterprises, enterprises and other enterprises, as well as between governments and enterprises [32], [33].

Credit risk can originate from several sources, such as customer defaults or internal mismanagement. Moreover, it can also be triggered by external macroeconomic conditions or issues inherent to the financing firm itself. Duffie *et al.* [34] demonstrate that the level and shape of a firm’s default probability over time is influenced by its default distance. Belas *et al.* [35] investigate the determinants of SME credit risk, with a particular focus on the influence of social and economic factors. Tang *et al.* [36] examine

1. In this work, we have collected nearly 2,000 publications about enterprise financial risk and have selected 258 of the best and most recent publications on enterprise risk.

TABLE 1: LITERATURE COMPARISON IN TERMS OF ENTERPRISE RISK TYPES.

Enterprise Risk Types	Literature	Focus		Experiment			Method	
		Industry	Country	Period	Size	Metric	Category	Methodology
Credit Risk	[8]	All industries	China	1999-2004	120	AC	ML	IBDR
	[9]	Manufacturing	China	2015-2017	1,091	AUC, KS	SEM	MLR
	[10]	Manufacturing	China	2011-2019	924	AC, Type I, II error	DL	M-GL
	[11]	All industries	Italy	2014	2.4M	GC, SCC	Hybrid Model	MLR, CT, NN
	[12]	All industries	China	2012-2013	48	AC, Type I, II error	ML	RSRAB
	[13]	Automotive	China	2019	192	AC	Hybrid Model	GA, SVM, NN
Bankruptcy Risk	[14]	All industries	China	2016-2018	3.5M	AUC	ML	TSMOFS
	[15]	All industries	Belgian, UK	2011-2014	2.4M	AUC	ML	SVM
	[16]	All industries	Japan	2002-2016	2,062	AC	DL	CNN
	[17]	All industries	Korea	1995-1998	168	AC, Type I, II error	ML	BPN, KN
	[18]	All industries	US	1994-2014	11,827	AUC	DL	Word Embedding, CNN, LR, RF, SVM
	[19]	Industry	US	1981-1995	5,999	P-value	SEM	Z-score, O-score
Guarantee Risk	[20]	Banking	German	1996-2006	452	P-value	SEM	Z-score
	[21]	All industries	China	1997-2005	9,060	CC	SEM	Regression
	[22]	All industries	China	1999	875	P-value	SEM	Descriptive statistics
	[23]	Banking	Japan	1996-2002	100	P-value	SEM	Regression
	[24]	All industries	Asia	2013-2016	0.11M	AUC	DL	DGANN
	[25]	All industries	Asia	2013-2016	0.11M	Macro-F1 score	DL	DNN
Financial Risk	[26]	All industries	Slovak	2015	62,533	P-value	ML	MRA
	[27]	All industries	Worldwide	1992-2009	9,000	CC	SEM	PDA
	[28]	All industries	Worldwide	2008-2013	539	P-value	ML	Panel regression
	[29]	High-tech industries	Worldwide	2016-2020	600	AC	ML	PSO-BP
	[30]	E-commerce	China	-	3,617	AC	DL	DL, DFT
	[31]	All industries	Worldwide	1996-2013	17,057	P-value	SEM	OLS, FFE regressions

ML: The machine learning methods. SEM: Statistical econometric measurement. DL: The deep learning methods. AC: Average accuracy. IBDR: Integrated binary discriminant rule. AUC: Area under curve. NN: neural networks. CNN: Convolutional neural networks. BPN: The BP network. KN: The Kohonen network. RF: Random forest. CC: Correlation coefficient. DGANN: The dynamic graph attention neural network. DNN: The deep neural network. MLR: Multiple Linear regression. PDA: Panel data regression. DFT: Data fusion technology. OPM: Option pricing model. LR: Logistic regression (this only refers to machine learning). MNL: Multinomial Logit. CT: Classification tree. RSRAB: Random Subspace-Real AdaBoost. GA: The genetic algorithm. M-GL: The multiview graph-based learning. TSMOFS: Two-stage multiobjective feature-selection. OLS: Ordinary least squares. FFE: Firm fixed effects.

the interaction between market conditions and default risk, and how these dynamics affect firms' credit spreads.

2.1.2 Bankruptcy Risk

Corporate bankruptcy risk refers to the likelihood that a company may be unable to meet its debt obligations or maintain sufficient funds to sustain its operations, potentially resulting in bankruptcy. Such an outcome can adversely impact the company's operational continuity, financial stability, and the interests of its stakeholders. A range of factors can contribute to corporate bankruptcy, including the company's financial structure [37], governance framework [38], the characteristics of its directors [39], corporate social responsibility practices [40], macroeconomic conditions [41], and global shock events [42]. To mitigate bankruptcy risk, companies may need to adopt measures such as cost reduction, revenue enhancement, and the development of comprehensive financial strategies.

2.1.3 Guarantee Risk

Guarantee risk arises when a lender is unable to recover the principal and interest of a loan through either collateral or a guarantor due to the borrower's failure to repay on time or a default.

At the firm level, Cowan *et al.* [43] demonstrate that partial credit guarantees significantly increase the default rates of insured loans, suggesting that guarantees influence firms' incentives to meet their repayment obligations. Jian *et al.* [21], examining both macroeconomic and microeconomic factors, analyze the determinants of Chinese firms' participation in guarantee rings. At the financial institution level, GROPP *et al.* [20] empirically investigate how public guarantees affect banks' risk-taking behavior using natural experiments. Furthermore, in the context of bond

securitization, Wu *et al.* [44] develop a return model for bond securities, incorporating guarantee letters and proposing two key indicators to calculate the rate of return on securities.

2.1.4 Financial Risk

Financial risk refers to the potential for an enterprise to incur losses due to unpredictable or uncontrollable factors, leading to a discrepancy between actual and expected income in various financial activities. Financial risks can be categorized based on their origin, including liquidity risk, financing risk, and investment risk. The presence of such risks may result in fluctuations in the value of a firm's assets, reduced profitability, or a deterioration in financial health.

The financial risks faced by enterprises are influenced by numerous factors, which can be broadly analyzed from two perspectives: internal and external. Internal factors include management decisions [45], internal controls, financial management practices, and corporate culture [46], [47]. External factors encompass the economic environment [48], market competition, legal and regulatory frameworks, industry-specific risks, and fluctuations in financial markets. To mitigate financial risks, enterprises can implement financial risk warning systems and conduct thorough analyses of both internal and external environments [49], [50], [51].

2.2 Risk Analysis Granularity

In this section, we review the previous research on risk analysis in terms of different granularity, i.e., individual enterprise risk, enterprise chain risk, and system risk, which are summarized in Table 2.

TABLE 2: LITERATURE COMPARISON IN TERMS OF RISK ANALYSIS GRANULARITY.

Risk Analysis Aspect	Literature	Focus			Experiment		Methodology	
		Industry	Country	Period	Size	Metric	Category	Methodology
Individual Enterprise	[34]	Industry	US	1971-2001	28,000	AUC	SEM	Maximum likelihood estimation
	[52]	Industry	US	1995-2003	4,000	AIC, BIC	SEM	The Percentage Zeros, LOT
	[53]	Manufacturing	China	1990-1999	88	AC, Type I, II error	ML	GA-SVM
	[54]	Banking	Australian, German	2000-2010	2,818	AC, Type I error	SEM	LDA, t-test, LR
	[55]	Manufacturing	China	2011-2012	205	CFA	SEM	Structural equation
Enterprise Chain	[56]	Banking	Greek	2004-2007	1,000	AC, AUC	ML	ELECTRE
	[57]	All industries	French	1997-2015	10,000	AC, F-measure	ML	Self-organizing neural network
	[58]	All industries	Poland	2008-2016	10,000	AC, AUC, Recall	ML	XGBoost, NN
	[59]	Financial	Australia	1994	690	AC, Recall, F-measure, AUC	ML	NN
Systemic	[60]	Tourism	US	2018-2020	95	TRSI, SII	SEM	TALIS
	[61]	Commerce	China	2007-2016	86	Z-score	SEM	Difference estimation method
	[62]	Financial markets	US	1998-2010	116	P-value	SEM	PCA
	[63]	Banking	US	1976-2001	0.4M	P-value	SEM	Simple panel data models
	[64]	Financial	US, UK, Canadian	1996-2005	2,171	P-value	SEM	MRA
	[65]	All industries	European, US	1999-2018	1,770	CARs, CAARs, ARV	SEM	CAPM

2.2.1 Individual Enterprise Risk

Individual enterprises encounter numerous risks in their operations and are subject to various pressures in the course of management activities. In the context of trade, multiple enterprises often collaborate to maximize overall benefits. In this section, we analyze enterprise-specific risks by industry type, noting that current research predominantly emphasizes the industrial and manufacturing sectors.

In the industrial sector, barrier selection frameworks demonstrate superior calibration and discrimination capabilities compared to other market-based models, such as those developed by Merton (1974) and Black and Cox (1976) [66]. Other studies have focused on comparative analyses of traditional statistical methods for distress classification and prediction, including Linear Discriminant Analysis (LDA) and Neural Networks (NN). In the manufacturing and construction industries, novel methods have been proposed to enhance the predictability of corporate bankruptcy and insolvency risks, including Self-Organizing Maps (SOM) [67] and Z-score models [68]. In the retail sector, a multi-industry survey of bankruptcies among Korean companies has been used to develop industry-specific insolvency prediction models [69]. For the financial industry, previous research has primarily focused on banking [70], highlighting the importance of analyzing the risk propagation process between banks [71], [72].

2.2.2 Enterprise Chain Risk

Enterprise chain is a macro concept that essentially refers to a network of companies linked by intrinsic connections, encompassing both structural and value dimensions. Enterprise chains can be classified into various types, including supply chains, guarantee chains, transaction chains, and credit chains. This section provides a risk analysis for different types of enterprise chains.

In supply chain research, Heckmann *et al.* [73] identify key characteristics that define, quantify, and model supply chain risks through an extensive literature review. Babich *et al.* [74], however, highlight that competition among suppliers within a supply chain can influence the equilibrium wholesale price. Blome *et al.* [75] offer propositions on how firms manage supply risks during financial crises. In the context of guarantee chains, Cheng *et al.* [76] explore the prediction of successive default events in network-guaranteed loans. Regarding transaction chains, Kou *et al.* [14] introduce a bankruptcy prediction model for SMEs, using transaction data and payment network-based variables instead of

traditional financial accounting data. Finally, for credit chains, Battiston *et al.* [77] propose a production network model based on supplier-customer relationships, particularly in the context of trade credit extensions.

2.2.3 Systemic Risk

Systemic risk refers to the risk inherent to the entire market or market segment, caused by factors beyond the control of a specific company or individual. We present an overview of systemic risk based on its sources.

Recent studies [78], [79], [80], [81] highlight the profound impact systemic events, such as epidemics and terror attacks [82], can have on the global economy. For example, during the COVID-19 pandemic, the healthcare and technology sectors experienced significant growth, while industries linked to tourism suffered due to global mobility restrictions [60]. National policy formulation and implementation also play a critical role in shaping economic trajectories [61], [83]. For instance, intrastate bank deregulation enhances the local market power of banks but diminishes innovation and increases risk for young private firms [63], [84]. Additionally, disruptions within financial networks can trigger cascading effects, potentially leading to systemic failures [85], [86], [87]. To address these challenges, Petrone *et al.* [88] and Tafakor *et al.* [89] have developed financial network models designed to reveal contagion mechanisms and identify systemic risk patterns among interconnected nodes.

2.3 Enterprise Risk Intelligence

Table 3 presents previous studies on risk analysis in terms of enterprise risk intelligence, i.e., financial index, non-financial textual information, relational data, and intelligence integration. And Figure 4 shows the publication trends of enterprise risk intelligence over the years.

2.3.1 Financial Index

Financial indicators are relative metrics that enterprises use to summarize and assess their financial status and operational performance, including indicators of solvency, operating capacity, and profitability. In this section, we comprehensively review the impact of financial indicators on corporate risk.

Solvency refers to the company's ability to pay current liabilities with current assets. This primarily depends on the soundness of the company's capital structure and its long-term profitability.

TABLE 3: LITERATURE COMPARISON IN TERMS OF ENTERPRISE RISK INTELLIGENCE.

Enterprise Risk Intelligence	Literature	Experiment			Methodology	
		Period	Size	Metric	Category	Methodology
Financial Index	[90]	1995-2001	592	AC	ML	LR
	[91]	2004-2015	0.83 M	AC	DL	GNN
	[92]	1998-2018	651	AC, AUC, ROC	Hybrid Model	NIM, CNN-DL, SVM
	[93]	-	1,000	Recall, AC	DL	ANN
	[94]	2007	250	AUC	DL	Graph Pattern Mining
Non-financial Textual Information	[95]	2014-2018	83	AUC, Recall, F1-score	DL	DeepRisk approach
	[96]	1980-2009	16,966	P-value	SEM	Discrete hazard model
	[97]	-	1.5 M	KS, AUC	DL	AMG-DP model
	[98]	2015-2018	6,494	MAE	DL	MR-QA
Relational Data	[99]	2019-2020	4,040	AUC	DL	TH-GNN
	[100]	2011-2018	0.43 M	-	SEM	Three-factor model
	[101]	2014	47 M	AC, Recall	DL	NN
	[4]	2000-2021	0.11 M	AC, Recall, F1-score	DL	GNN
	[102]	-	1 M	AUC	DL	ST-GNN
Intelligence Integration	[103]	1989-1997	300	P-value	SEM	The logical model
	[104]	2001-2018	0.64 M	AC	ML	BPN
	[105]	2011-2019	924	AC	DL	M-GL
	[78]	2020	1,584	P-value	SEM	DCC-GARCH model

Key indicators of solvency include the asset-liability ratio [103], [106], quick ratio [92], working capital, all of which serve as valuable metrics for studying the determinants of bankruptcy and analyzing risk characteristics. Additionally, credit default swap (CDS) data and bond data are commonly employed to investigate their relationship with corporate risk [107], [108], [109]. Indicators related to a company’s operational ability include inventory turnover rate, accounts receivable turnover rate, current asset turnover rate, and total asset turnover rate. Risks associated with insufficient liquidity are particularly noteworthy [110]. For instance, Takahashi *et al.* [111] found that the capital flow of certain bankrupt companies in Japan diminished significantly, reflecting typical financial characteristics of such firms. Profitability signifies an enterprise’s capacity to generate profits, measured through indicators such as gross sales rate, net sales rate, net asset rate, and return on equity. These metrics are instrumental in calculating a company’s profit margin and assessing the stability of supply and demand, thereby assisting banks in predicting enterprise creditworthiness and mitigating financial difficulties, including liquidity shortages in the interbank market [112], [113].

2.3.2 Non-financial Information

Non-financial variables: Non-financial variables play a crucial role in assessing a business’s success across various domains, including operations, customer relations, and employee engagement. Key non-financial metrics related to customers encompass aspects such as customer churn rates and personal ratings [114], [115]. Zhang *et al.* [115] investigates how interest rates and customer churn impact bank profitability and customer retention. In the realm of employee-related non-financial variables, board structure has emerged as a significant area of study [116], [117]. Existing literature [118], [119], [120] has examined the influence of data characteristics—such as director turnover rates, board size, and CEO duality—on corporate credit risk. Additionally, non-financial variables pertinent to company operations typically include business cycles and macroeconomic indicators [57], [121], [122]. Kang *et al.* [123] and *et al.* [124] analyze how price-related indices (e.g., energy price risk, resource risk, and inflation risk)

and national development indicators (e.g., GDP) affect corporate default risk.

Textual Information: Companies can harness the power of news reports and sentiment analysis to evaluate risk by analyzing textual information present in news articles and qualitative risk disclosures within corporate filings. Tsai *et al.* [125] and Nyman *et al.* [126] utilize sentiment analysis on extensive news reports to forecast credit risk and volatility indicators for companies. Moreover, legal documents can also provide valuable insights for risk assessment. Yin *et al.* [9] and Altman *et al.* [127] integrate data related to legal actions taken by creditors to recover outstanding debts, company filing history, consolidated audit report opinions, firm-specific characteristics, and legal judgments to develop models predicting enterprise default risk. Additionally, conference calls [128], [129] and interview transcripts [130], [131] can be employed to analyze corporate risk.

2.3.3 Relational Data

Relational data defines relationships among entities, including equity relationship, cooperation relationship, supply chain relationship, management relationship, etc [15]. Researchers utilize relational data to study the relational networks of firms [101]. For instance, Tobback *et al.* [15] use relational data to construct a network of corporate relationships and make enterprise risk predictions. Additionally, relational data is particularly prevalent in the study of supply chain networks. By collecting supply chain relationship data among enterprises—including direct suppliers, sub-tier suppliers, and interactions between suppliers—researchers can construct a multi-tiered supply chain network. For example, Wang *et al.* [100] employ social network analysis to examine the structural characteristics of the supply chain network, identifying key enterprises and potential risk points. Additionally, relational data can be leveraged to mine supply linkages between SMEs and construct relevant topologies. For example, Yang *et al.* [102] effectively analyze financial risk by constructing a supply chain graph.

2.3.4 Intelligence Integration

In the assessment of corporate risk, different kinds of information are captured. Generally, financial data is integrated with

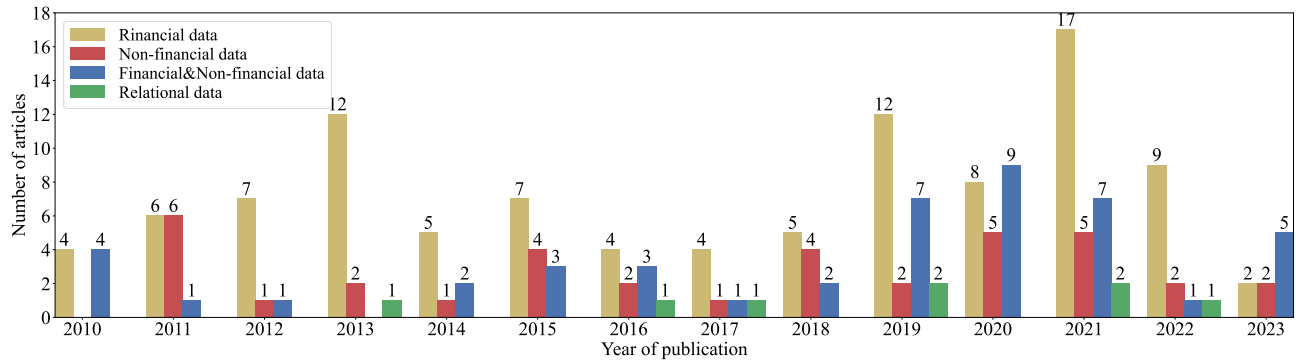


Fig. 4: Publication trends of enterprise risk intelligence over the years.

TABLE 4: DESCRIPTION OF DATASETS.

Datasets	Tasks	Descriptions	Period	Size
Bankruptcy financial data [138]	Bankruptcy Risk Prediction	This dataset contain a board member network and a shareholder network for 13,489 companies and 3566 companies are labeled as bankrupt.	-2020	13,489
SMEsD [4]	Bankruptcy Risk Prediction	This dataset is a benchmark dataset constructed by collecting SME real data from multiple sources.	2014-2020	4,229
Data of listed insurance companies [139]	Calculating the company's cost of capital	This dataset includes publicly traded insurance companies' public trading data in the CRSP/Compustat database.	1996-2012	761
Listed SMEs data [140]	Credit Risk Prediction	This dataset includes 46 SMEs listed on the SME Board of the Shenzhen Stock Exchange and 7 SMEs listed on the Main Board of the Shanghai Stock Exchange and Shenzhen Stock Exchange.	2014-2015	53
Interview data [75]	Supply Chain Risk Management	This dataset includes interview record of purchasing supervisor or purchasing manager.	2009-2010	-
Legal decision information [9]	Credit Risk Prediction	This dataset includes legal judgments of 1091 companies on China Judgments Online website.	2010-2017	1,902
Bank loan portfolio [141]	Credit Risk Prediction	This dataset is a loan portfolio of a Greek commercial bank, consisting of financial data from 200 companies.	1994-1997	1,411
Bankruptcy financial data [142]	Bankruptcy Risk Prediction	This dataset consists of accounting data and basic information of all Norwegian limited liability companies.	1995-1999	-

non-financial data to obtain comprehensive information. Non-financial information, like firm size, corporate governance indexes [132], and audit opinions [133], has already been demonstrated to be practical in risk prediction. Due to varied research goals, the specific types of non-financial information utilized in risk assessment may vary. Furthermore, there is a growing trend in risk management towards uniting relational data with financial data. For example, Cleofas *et al.* [134] combines accounting statements with business information, bank customer data, and credit applicant records to predict bankruptcy. Such data depicts the relationship between a company and linked enterprises [135], or the relationship between a company and banks [136]. Integration also happens among the three types of data mentioned above. For instance, Zhao *et al.* [137] utilize transaction data, web news as well as company relations and executives' information to predict the stock movement.

2.4 Enterprise Risk Evaluation

2.4.1 Datasets

We present the various datasets used for enterprise risk analysis in Table 4. These datasets encompass different types and domains of information, providing scholars with rich materials to analyze and evaluate enterprises' financial risks. The most commonly utilized datasets in previous research include SME datasets, financial datasets, stock datasets, rating datasets, and

credit guarantee datasets. Traditionally, most statistical econometric models have relied heavily on financial and text data to assess enterprise risk. However, with advancements in machine learning and deep learning approaches, a broader range of datasets is now employed. For instance, bank loan and credit guarantee data offer valuable insights into financing and credit risks.

2.4.2 Evaluation Metrics

Evaluation metrics are crucial in the modeling process, as appropriate indices must be selected based on the specific tasks and models involved. In this section, we discuss three evaluation indicators in detail.

Kolmogorov-Smirnov statistic (KS): The K-S test examines the distribution of continuous random variables and evaluates a model's discrimination performance. Using the K-S test, Chang *et al.* [9] conduct 10 independent 10-fold cross-validations to assess model recognition performance.

AUC: The AUC measures the separability and quality of a learner by assessing the ROC curve, which is enclosed by the axes. It is a crucial metric for financial risk prediction [143], where a larger AUC indicates a better classifier. The AUC facilitates the comparison of prediction effectiveness for hard, soft, and integrated features across various approaches. In the context of default risk prediction, which presents an unbalanced classification challenge, the AUC more comprehensively reflects the classifier's learning effectiveness [144], [145].

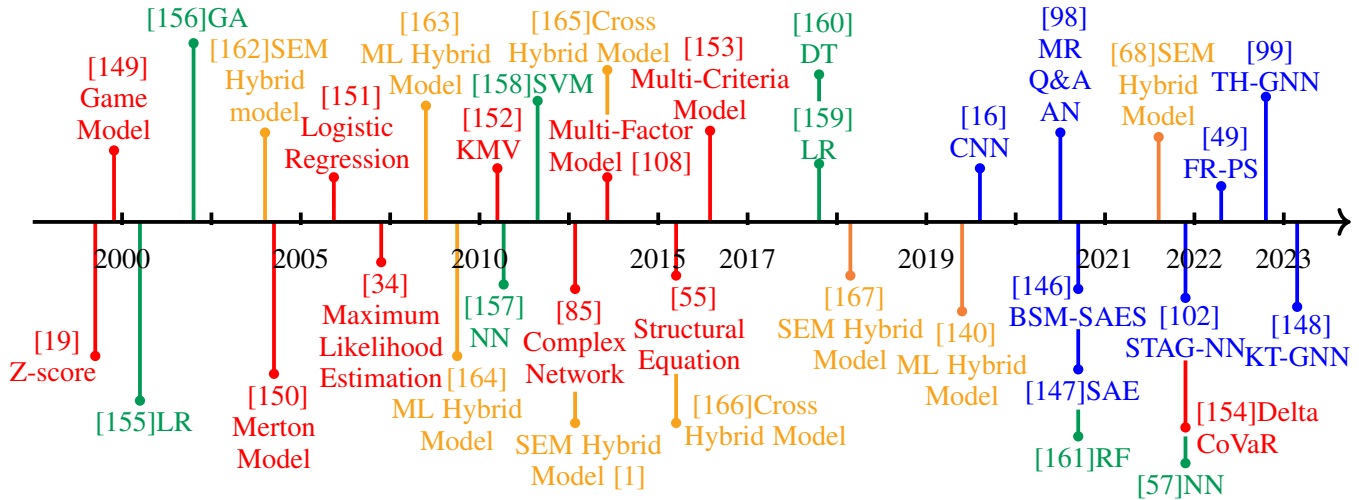


Fig. 5: Chronological overview of methods to studying enterprise risk. Methods in red, green, blue and yellow are statistical econometric methods, machine learning methods, deep learning methods and hybrid model respectively.

Kappa measure: Using confusion matrices, the Kappa coefficient measures classification accuracy while accounting for chance agreement. It provides a more reliable reflection of performance compared to accuracy, precision, and recall. The Kappa coefficient is particularly useful for assessing unbalanced data classification, with higher values indicating better predictive performance [133].

3 METHODOLOGIES

Table 5 summarizes previous studies on risk analysis, categorizing them by analysis models, which include statistical models, machine learning models, deep learning models, and hybrid models. Figure 5 provides a chronological overview of significant methods used in enterprise risk analysis. Additionally, Figure 9 illustrates the publication trends related to these analysis models over the years.

3.1 Statistical Econometric Methods

The study of enterprise risk has its roots in traditional economic disciplines. This section provides a concise overview of key statistical models, including the Regression Model, Z-score Model, and Factor Model. Figure 6 depicts the pipeline of various general traditional models, while Table 6 outlines the core formulas for the primary statistical models discussed herein.

3.1.1 Regression Model

The regression model is fundamental to economic research, as it enables the assessment of relationships between explanatory variables and the response variable. Numerous seminal studies related to risk have employed regression models [9], [38], [106], [178]. Specifically, Beasley *et al.* [151] utilize an ordinal logistic regression model to illustrate that effective enterprise risk management (ERM) necessitates strong leadership. Similarly, Eckles *et al.* [179] apply probit regression to evaluate the likelihood of enterprises adopting ERM. Additionally, Habermann *et al.* [178] employ panel regression to explore the relationship between corporate social responsibility (CSR) and bankruptcy.

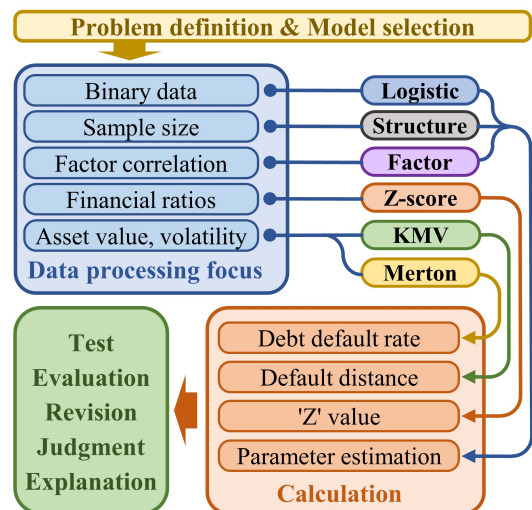


Fig. 6: The general pipeline of traditional statistical models.

3.1.2 Z-score Model

The Z-score model utilizes a set of financial ratios to assess a company's financial distress. It considers several factors, including asset size, liquidity, profitability, financial structure, debt servicing capacity, and asset utilization to make predictions. Thus, it is widely employed in bankruptcy forecasting [19], [180]. A company with a Z-score below 1.8 is deemed to have a high risk of bankruptcy [2]. Notably, Xu *et al.* [181] apply the model to predict the bankruptcy risk of Japanese listed companies, while Gropp *et al.* [182] use it to assess banks' risk in the context of public guarantees.

3.1.3 Factor Model

Factor models share similarities with regression models in that both examine the influencing factors of dependent variables. However, the factors in factor models are not directly observable. Commonly used factor models include the single-factor model [183], [184], the three-factor model [185], and multi-factor models [108], [186]. For example, Wang *et al.* [185] employ a three-

TABLE 5: LITERATURE COMPARISON IN TERMS OF DIFFERENT ANALYSIS MODELS.

Category	Literature	Focus			Experiment			Methodology
		Intelligence	Country	Industry	Period	Size	Metric	
Statistical Econometric Methods	[20]	Financial statements	Germany	Banking	1995-2006	1,329	P-value	Z-Score
	[168]	Stock data, Financial statements	China	-	2004-2006	80	Expected default	KMV
	[169]	CDS Spreads	US	-	2006-2012	100	Risk probability	Copula
	[78]	Financial data	Worldwide	Banking	During the COVID-19	1,584	P-value	Δ CoVaR
	[103]	Balance sheet, Questionnaire	Italian	-	1989-1997	-	P-value	Logit model
	[170]	Financial data, Stock data	China	-	From 2007	-	P-value	Logit Regression
Machine Learning Methods	[15]	Financial ratios	Belgian, UK	-	2011-2014	400,000	AUC	SVM
	[171]	Executive information	-	-	1975-1982	129	Accuracy	NN
	[62]	Stock data	US	All industries	1998-2010	-	Absorption Ratio	PCA
	[172]	Financial statements	-	All industries	-	66,000	Accuracy	RF
	[173]	Financial ratios	Turkish	-	2005-2011	2,722	Accuracy, F-Measure	DT
	[174]	Financial ratios	Polish	-	-	240	Accuracy, AUC	PTVPSO-FKNN
Deep Learning Methods	[16]	Financial statements	Japan	-	2002-2016	2,164	AUC	CNN
	[91]	Loan data	China	-	-	-	AUC	GNN
	[146]	Financial ratios	Polish	-	2002-2013	-	AUC	BSM-SAES
	[175]	Financing behavior data, Enterprise demographic data	China	-	2014-2018	83	F1, AUC	DNN
	[102]	Corporate relations, Lending data	China	-	-	280M	AUC, KS	ST-GNN
	Hybrid approach	[176]	Financial data, Default distance	China	-	2003-2008	2,470	Significance
[177]		Financial data, Stock data	China	IT	1999-2006	321	Accuracy	CART-CBR, RST-GR-CBR, RST-CBR
[167]		Interview information	-	-	-	1	Expected utility	BBN, EUT

TABLE 6: MAIN FORMULAR OF SEM

Model	Main Formular	Parameter and Explanation
Logistic Regression	$p = \frac{1}{1+e^{-(\alpha+\beta X)}}$	p : Probability of $y = 1$; α : The intercept term of the regression function; β : Row vectors of regression coefficients; X : Column vectors of explanatory variables.
Z-score Model	$Z = 1.2X_1 + 1.4X_2 + 3.3X_3 + 0.6X_4 + 0.99X_5$	X_1 : Working capital/Total assets ratio; X_2 : Retained earnings/Total assets ratio; X_3 : Earnings before interest and tax/Total assets ratio; X_4 : Market value of equity/Total liabilities ratio; X_5 : Total sales/Total assets ratio.
Factor Model	$E(r_i) = r_f + \beta_{i,MKT}(r_m - r_f) + \beta_{i,SMB}(SMB) + \beta_{i,HML}(HML)$	r_i : Asset or portfolio return i ; r_f : Risk-free rate; r_m : Market revenue; β_i : Factor exposure; SMB : Simulated portfolio returns for size factor at time t (small minus big); HML : Simulated portfolio return of book-to-market factor at time t (high minus low).

factor model to investigate the risk associated with quarterly heterogeneity in supply chains. Similarly, Brusset *et al.* [183] utilize a single-factor model to explore factors influencing supply chain elasticity.

3.1.4 Other Statistical Models

Numerous statistical models commonly used in traditional economic and management fields are applicable to the study of enterprise risk [152], [181], [187], [188]. For instance, Duffie *et al.* [34] apply maximum likelihood estimation to examine the term structure of the conditional probability of corporate bankruptcy. Angilella *et al.* [153] develop a credit risk model based on a multi-criteria approach to assess innovative SMEs. Cachon *et al.* [149] utilize the Nash equilibrium from game theory to analyze competition and cooperation between suppliers and retailers. Additionally, considering international oil prices, Maghyreh *et al.* [154] implement the Delta CoVaR method to measure systemic risk within the banking systems of Gulf Cooperation Council (GCC) countries. While space constraints prevent the inclusion of many other statistical models, these methods also significantly contribute to the understanding of corporate risk.

3.2 Machine Learning Methods

Machine learning methods are popular in enterprise risk analysis. Compared to traditional statistical approaches, machine learning offers several advantages, including enhanced adaptability, which enables it to effectively manage non-linear relationships and high-dimensional data. Additionally, machine learning models demonstrate superior scalability and generalization capabilities. Table 7 presents the core formulas of the primary machine learning models discussed in this section, along with explanations of the parameters involved. Figure 7 illustrates the general pipeline of machine learning models as applied to enterprise risk analysis.

3.2.1 Logistic Regression

Based on linear regression theory, Logistic Regression (LR) incorporates non-linear factors through the sigmoid function, enabling it to effectively address classification problems. LR is frequently employed to analyze a company's external environment and internal operations. For instance, Zorn *et al.* [159] utilize a LR model to examine corporate bankruptcy from the perspective of layoffs, discovering that firms undergoing downsizing are twice as likely to declare bankruptcy compared to those that do not downsize.

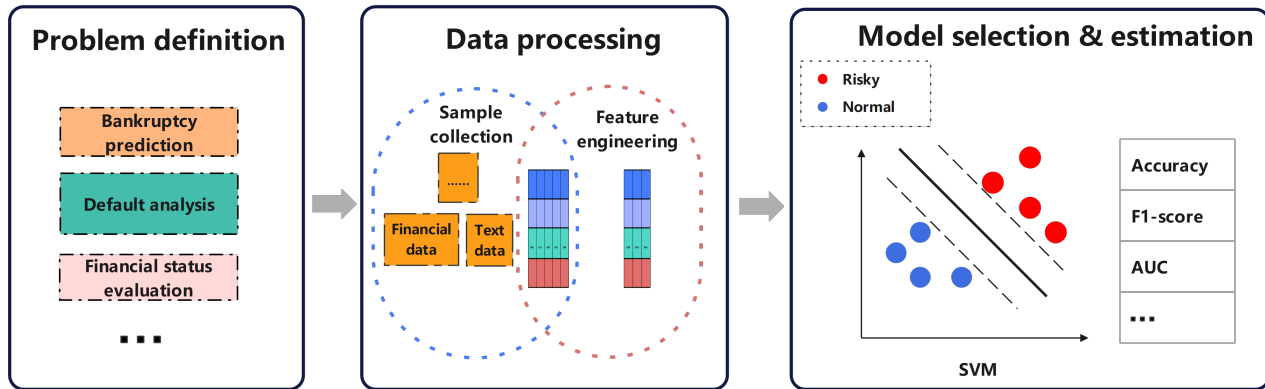


Fig. 7: The general pipeline of machine learning models.

3.2.2 Neural Networks

Neural network (NN) is a machine learning algorithm that mimic the behavioral characteristics of biological neural networks and is capable of end-to-end data processing.

Boasting for handling non-linear relationships and high-dimensional data, NN has been extensively applied in enterprise risk prediction [57], [69], [189]. For instance, Iturriaga *et al.* [190] integrate multilayer perceptrons with SOM in the financial domain. Enhancements in the performance of neural networks can be attained through improved training methods, more effective architecture, or higher-quality input data [191].

3.2.3 Support Vector Machine

Support Vector Machine (SVM) is a generalized linear classifier that performs binary classification using supervised learning. The decision boundary in SVM is defined by the maximum margin hyperplane, which is computed from the sample data.

SVM is extensively used for bankruptcy prediction and is particularly advantageous when the sample size is small [192]. Additionally, selecting different kernels for various prediction scenarios can enhance model performance [193]. Techniques such as feature selection and parameter tuning are commonly employed to optimize the performance of SVM in enterprise risk analysis [158], [194], [195].

3.2.4 Decision Tree

Decision Tree (DT) is a classical classification and regression algorithm in machine learning. DT is a straightforward and interpretable method that is commonly employed for simple prediction tasks, or as a component of more complex prediction models. For instance, Delen *et al.* [173] employ a two-stage analytical approach to investigate firm risk. In the second stage, they utilize four commonly-used decision tree models to explore potential relationships between firm risk and financial ratios. To enhance the performance of decision trees, researchers have proposed various optimization techniques, including ensemble methods and other statistical approaches [145], [160], [196].

3.2.5 Others Methods

Previous research often seeks to enhance machine learning models by integrating theories from various fields or by combining multiple models to improve performance [156], [197].

For instance, Yeh *et al.* [198] combine DEA, rough sets, and SVM to enhance the predictive capabilities of SVM in forecasting company bankruptcy. Similarly, Tsakonas *et al.* [199] propose the genetic programming-based neural logic networks, which can elucidate the network structure through a set of expert-defined rules. Most models employing ensemble techniques aim to assess all bankruptcy scenarios using either a consistent set of variables or samples. However, these assumptions often do not hold in practice. In this context, Jardin *et al.* [200] employ biclustering methods alongside neural network-based ensembles to predict bankruptcy. Biclustering techniques allow for the identification of subgroups within the data while accounting for potential relationships between samples and variables. Chen *et al.* [174] propose a bankruptcy prediction model based on the adaptive FKNN method, and the continuous PSO method is used to determine the neighborhood size and fuzzy parameters of the model.

3.3 Deep Learning Methods

Deep learning, a subfield of machine learning, which harnesses the power of artificial neural networks, has a sophisticated architecture consisting of multiple layers for processing. Through back propagation, the model parameters are iteratively updated, enabling autonomous data exploration and the generation of informative features. Consequently, deep learning methods overcome the limitations of manually designed features and pave the way for more effective financial risk analysis. In this section, we discuss various applications of deep learning methods in risk analysis based on their structural characteristics.

3.3.1 Convolutional Neural Networks

CNNs are advanced deep learning models that leverage unique features such as local connectivity and weight sharing. These unique features make CNNs highly effective in extracting significant features from complex financial data, revealing obscured patterns and trends that can facilitate precise predictions and informed decision-making in the market [201]. Leveraging this capability, Wei *et al.* [49] extract both structured data and unstructured text from corporate annual reports to develop a financial risk prediction system utilizing CNN and LSTM. Similarly, Hosaka *et al.* [16] transform financial scale data into grayscale images, subsequently applying CNNs for bankruptcy prediction.

TABLE 7: MAIN FORMULAR OF ML

Model	Main Formular	Parameter and Explanation
Logistic Regression	$p = \frac{1}{1+e^{-(\alpha+\beta X)}}$	p : Probability of $y = 1$; α : The intercept term of the regression function; β : Row vectors of regression coefficients; X : Column vectors of explanatory variables
Neural Networks	$a_j^l = \sigma \left(\sum_k w_{jk}^l a_k^{l-1} + b_j^l \right)$	a_j^l : The activated neuron j in layer l ; a_k^{l-1} : The activated neuron k in layer $l - 1$; w_{jk}^l : Weight from the neuron k in layer $l - 1$ to the neuron j in layer l ; b_j^l : The offset of the neuron j in layer l
Support Vector Machine	$\min_{w,b} \frac{1}{2} \ w\ ^2, s.t. y_i (w^T x_i + b) \geq 1$	w : Parameter vector; b : Offset term; y_i : Label i ; x_i : The sample i
Decision Tree	$Ent(D) = - \sum_{k=1}^m p_k \log_2 p_k$	$Ent(\cdot)$: Information entropy; D : Sample set; m : Number of sample categories; p_k : Proportion of the class k sample

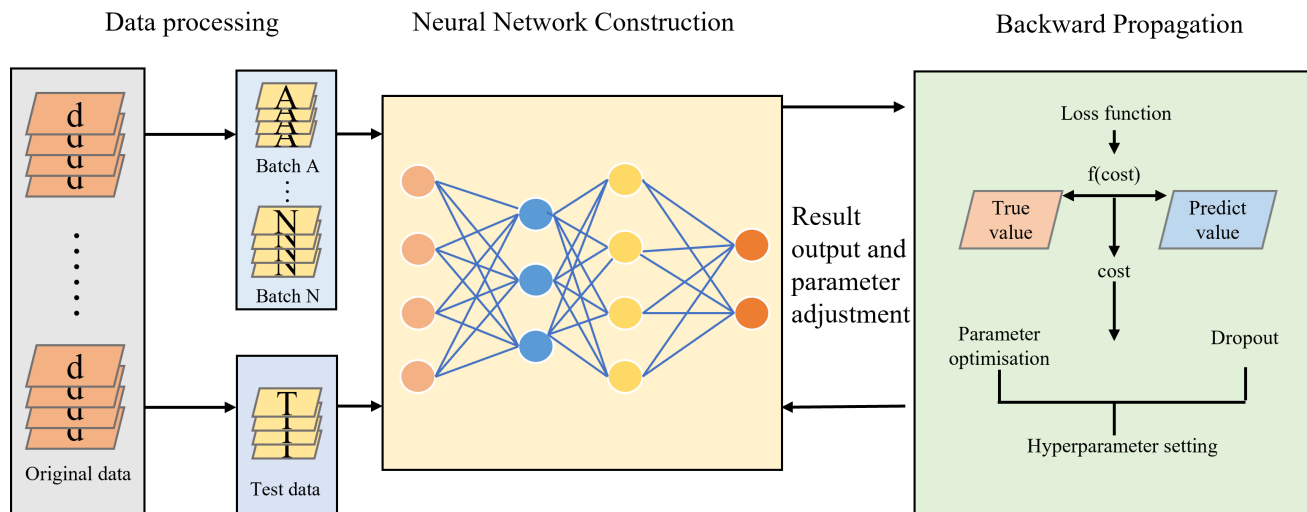


Fig. 8: The general pipeline of deep learning models.

3.3.2 Autoencoder

Autoencoder is an unsupervised neural network model that aims to compress input data into a lower-dimensional feature space, subsequently reconstructing the original data from this representation. This makes autoencoder valuable for enterprise financial risk analysis. For instance, Soui *et al.* [147] employ Stacked Autoencoders (SAE) to identify the most important features. Smiti *et al.* [146] introduce a novel approach called BSM-SAES, which integrates a boundary synthesis minority oversampling technique with a stacked autoencoder based on the softmax classifier.

3.3.3 Graph Neural Networks

GNNs are deep learning methods that utilize graph structures by converting nodes and edges into dense vector representations, leveraging the topological information of the graph for computation and inference. GNNs are frequently applied in enterprise risk analysis, particularly for node classification. For instance, Yang *et al.* [102] propose an innovative framework for financial risk analysis that leverages supply chain graph mining. In a related effort, Bi *et al.* [99] introduce TH-GNN, designed for tribe-style graphs, where the first level encodes the structural patterns of tribes using contrastive learning, and the second level disseminates information based on inter-tribal relationships. Furthermore, Bi *et al.* [148] present KT-GNN, which simulates the transfer of knowledge from vocal nodes to silent nodes by propagating distributions during message passing and representation learning, also within the context of financial risk assessment. Additionally,

Zhang *et al.* [202] propose a novel Heterogeneous Graph Co-Attention Network for corporate default risk assessment, which utilizes collaborative metapaths to extract risk features through a co-attentive aggregation mechanism.

3.3.4 Large language model

Research has shown that large language models (LLMs) possess exceptional capabilities in comprehending intricate contexts, answering questions, and generating content. The potential of LLMs is becoming increasingly apparent, particularly in various tasks within the financial domain [203]. The architecture of LLMs typically falls into two categories: Decoder-only and Encoder-Decoder. Decoder-only models, such as those in the GPT series [204], generate text in a unidirectional manner [205]. In these models, each token in the input sequence attends only to preceding tokens, making them particularly effective for tasks like text generation. Conversely, Encoder-Decoder models, such as T5 [206] and BART [207], employ distinct mechanisms for encoding input sequences and decoding them into target sequences. This architecture enables them to tackle a wider array of tasks, encompassing both text generation and comprehension.

1. Few-shot/Zero-shot Learning

Accessing LLM solutions in the financial domain can be done in two ways: using APIs provided by LLM service providers or adopting open-source LLMs. Companies like OpenAI², Google³,

2. <https://openai.com/product>.

3. <https://bard.google.com/>.

and Microsoft⁴ offer LLM services through APIs. These services not only deliver fundamental capabilities but also include additional features tailored to specific use cases. For instance, research [208] has highlighted the use of OpenAI’s GPT-4 service for financial statement analysis.

In addition to services provided by tech companies, open-source LLMs can also be applied in the financial domain. Models such as LLaMA [209] and BLOOM [210] can be downloaded from the Hugging Face model repository⁵. Unlike APIs, deploying open-source models necessitates self-hosting. Similar to LLM APIs, zero-shot or few-shot learning methods can be applied with open-source models. The open-source models have greater flexibility, as model weights are accessible, allowing for customization of outputs for specific tasks. However, for certain tasks, relying solely on zero-shot or few-shot learning may not deliver optimal performance. In these instances, fine-tuning the model with labeled data, expertise, and adequate computational resources is essential to achieve satisfactory results. Fu *et al.* [211] indicate that incorporating advanced language models into the investment decision-making process can lead to more accurate predictions and enhance the effectiveness of quantitative trading strategies. Similarly, Chen *et al.* [212] leverage ChatGPT’s graph inference capabilities to extract evolving network structures from textual data for subsequent stock price movement prediction tasks. Furthermore, Yang *et al.* [213] reveal that different deep generative models excel in various aspects of financial time series analysis, with Generative Adversarial Networks (GANs) showing superior performance in predicting Value at Risk (VaR), while Variational Autoencoders (VAEs) excel in return rate prediction.

2. Fine-tuning a LLM

Common techniques for fine-tuning LLMs generally fall into two main categories [214]: full Fine Tuning and parameter-Efficient Fine Tuning. Fine-tuning LLMs within the finance domain can significantly enhance their comprehension of domain-specific language and contextual nuances, leading to improved performance in finance-related tasks and the generation of more accurate and tailored outputs.

PIXIU [215], fine-tuned LLaMA on 136K task-specific instruction samples. FinGPT [216] introduces an end-to-end framework for training and applying Financial LLMs (FinLLMs) within the finance industry. It employs the lightweight Low-rank Adaptation (LoRA) technique [214] to fine-tune open-source LLMs, such as LLaMA and ChatGLM, using approximately 50,000 samples. However, the evaluation of FinGPT is confined to finance classification tasks. In contrast, Instruct-FinGPT [217] fine-tunes LLaMA using 10,000 instruction samples sourced from two Financial Sentiment Analysis datasets, but it too exclusively assesses performance on finance classification tasks. Pavlyshenko [218] used a PEFT/LoRA-based approach for fine-tuning the Llama2 to enable multitask analysis of financial news. Yin *et al.* [219] propose FinPT, a novel approach for converting tabular financial data into customer profiles, which are then used for financial risk prediction on FinBench after Profile Tuning on large foundation models. Koa *et al.* [220] introduce the Summarize-Explain-Predict (SEP) framework, which employs a self-reflective agent and Proximal Policy Optimization (PPO) to enable LLMs to autonomously generate explainable stock predictions. PloutosGPT

[221] implements a rearview-mirror prompting mechanism to guide GPT-4 in producing rationales, while a dynamic token weighting mechanism fine-tunes the model by identifying and emphasizing key tokens within these rationales. In addition to instruction tuning, LoRA and quantized LLMs [222] have also been applied for more efficient adaptation in financial tasks, as seen in FinGPT, FinGPT-HPC [223], and Llama-based models [218].

3. Pretrain from Scratch

The aim of training LLMs from scratch is to create models that are more finely tuned to the finance domain. Table 8 lists the current finance LLMs that have been developed from scratch, including BloombergGPT, Xuan Yuan 2.0 [224], and Fin-T5 [225]. As illustrated in Table 9, there is a noticeable trend toward integrating public datasets with finance-specific datasets during the pretraining phase. Notably, BloombergGPT exemplifies a model trained on a corpus that consists of an equal mix of general text and finance-related content. It is important to highlight that BloombergGPT primarily utilizes a subset of 5 billion tokens specifically related to Bloomberg, which constitutes only 0.7% of the total training corpus. This focused corpus significantly contributes to the performance enhancements observed in finance benchmarks [226].

3.4 Hybrid Models

In the realm of enterprise risk research, a single model may have poor performance in prediction or evaluation. Therefore, some studies combine several models to leverage their respective strengths, aiming to mitigate the limitations of individual models and enhance the overall performance of model evaluations.

3.4.1 Homogeneous Hybrid Model

Some hybrid models have the same category, indicating that they either combine SEMs or various ML and DL methods. For instance, Giesecke *et al.* [162] and Pra *et al.* [228] both employ contagion models with Bernoulli mixture models to explore different dimensions credit risk for large financial institutions and enterprise borrowing-lending network. Voda *et al.* [68] employ canonical discriminant analysis, sensitivity analysis, and stepwise least squares estimation to assess bankruptcy risk.

It can be observed that several previous studies have utilized multiple ML and DL algorithms. For example, Chen *et al.* [229] devise a hybrid model combining NN and K-means algorithm to forecast financial distress. Ahn *et al.* [164] combine GA with the case-based reasoning (CBR) method to improve bankruptcy prediction performance. To better predict the credit risk, You *et al.* [140] propose a RS-MultiBoosting model, which combines random subspace and MultiBoosting.

In pursuit of further improved prediction performance, some works attempt to merge at least three ML algorithms. Sun *et al.* [163] propose a data mining approach that integrates attribute-oriented induction, information gain, and DT to predict financial distress. They later enhanced this method by employing multiple classifier serial combinations, incorporating SVM, multiple discriminant analysis (MDA) and CBR [230]. Hung *et al.* [231] propose a model that combines DT, BPN and SVM to improve bankruptcy forecasting.

3.4.2 Cross-hybrid Model

Cross-hybrid models integrate different types of models, such as statistical and ML approaches. These models effectively bridge

4. <https://azure.microsoft.com/en-us/products/cognitive-services/openai-service>.

5. <https://huggingface.co/models>.

TABLE 8: THE OVERVIEW OF FINETUNED FINANCE LLM.

Model name	Finetune data size	Training budget	Model architecture
FinMA-7B	Raw: 70k, Instruction: 136k	8 A100 40GB GPUs	LLaMA-7B
FinMA-30B	Raw: 70k, Instruction: 136k	128 A100 40GB GPUs	LLaMA-30B
Fin-GPT(V1/V2/V3)	50K	< \$300 per training	ChatGLM, LLaMA
Instruct-FinGPT	10K Instruction	8 A100 40GB GPUs, \sim 1 hr	LLaMA-7B
Fin-LLaMA [227]	16.9K Instruction	NA	LLaMA-33B
Cornucopia (Chinese)	12M instruction	NA	LLaMA-7B

TABLE 9: THE OVERVIEW OF FROM SCRATCH TRAINED FINANCE LLMs.

Pretrained LLM	Corpus size	Training budget (A100-hours)	Model architecture
BloomBergGPT	363B Finance tokens + 345B public tokens	1,300,000	50B-BLOOM
XuanYuan2.0	366B for pre-training + 13B for finetuning	Not released	176B-BLOOM
Fin-T5	80B Finance tokens	Days/weeks	770M-T5

the fields of economics and computer science, potentially achieving a favorable balance between prediction accuracy and interpretability.

Since the advent of ML techniques, some studies have sought to integrate them with SEM, and this approach continues to be a fruitful area of research and development. For instance, Cheng *et al.* [232] combine NN and logit analysis to build a hybrid model to forecast financial distress. Fernando *et al.* [67] propose a method that integrates SOM and Multivariate Adaptive Regression Splines for bankruptcy prediction. Tarei *et al.* [233] combine multiple criteria decision making, integrated decision-making trial and evaluation laboratory analytical network process to develop a framework for quantifying supply chain risk.

Some scholars endeavor to integrate three distinct approaches. For example, Xu *et al.* [92] propose an integrated model called NIM to predict bankruptcy, which combines CNN-oriented DL, SVM and soft set theory. Gao *et al.* [234] utilize BPNN, analytic hierarchy processes, and data mining algorithm HIUA in forecasting. In order to measure systemic financial risks, Huang *et al.* [235] employ logistic regression, NN and time-varying parameter vector autoregressive model to process multiple data.

Many studies combining the strengths of more models are widely conducted. For instance, Yildirim *et al.* [236] argue that big data analysis is suitable for corporate credit default prediction, introducing two hybrid models based on logistic regression, DT, RF, gradient boosting and graph theory. Sun *et al.* [237] propose a multi-classifier hybrid model to forecast financial distress, which combines MDA, Logit, NN, DT, SVM, CBR. Jardin *et al.* [166] construct two models for bankruptcy prediction, which are based on discriminant analysis, logistic regression, FNN, Cox’s model, SOM and NN.

4 SPOTLIGHTS OF REPRESENTATIVE WORKS

In this section, we begin with a brief overview of the representative works, followed by a discussion of their distinct contributions.

We select the representative works based on citations and methodological progress. The citation for each reference is sourced from Google Scholar, with statistics current as of April 23, 2023. Table 10 presents the most influential studies from 1968 to 2023, ranked by their citation counts. The highly cited studies can

be categorized into two groups according to their focus: existence and methods. Table 11 summarizes the key findings of these representative works for convenient reference.

The first category is the existence category, which focuses on demonstrating the comovements between enterprise financial risk and various data types, including financial indices, textual information, relational data, and integrated intelligence. For instance, Belas *et al.* [38] conduct a study revealing a direct link between corporate governance structures and enterprise bankruptcy. Imbierowicz *et al.* [256] explore the relationship between liquidity risk and credit risk in the banking sector from multiple perspectives. Additionally, Chae [255] analyze supply chain-related tweets, highlighting Twitter’s potential impact on supply chain practices and research.

The second category centers on employing various techniques, particularly the latest advancements in NLP and ML, to extract valuable insights from textual media and relational data. This approach facilitates the establishment of connections between multi-source heterogeneous data and financial risk. Barboza *et al.* [253] employ four machine learning models to predict enterprise bankruptcy, and discovery that RF is the best. Campbell *et al.* [240] apply a reduced-form econometric model to forecast both short- and long-term corporate bankruptcies and failures, demonstrating that firms with a high risk of failure tend to exhibit lower average stock returns.

5 DIRECTIONS FOR FUTURE WORK

5.1 Enterprise Intelligence

We anticipate that enterprise risk prediction will increasingly rely on the integration and analysis of diverse data sources. These sources may encompass information from customers, industries, affiliated companies, and governmental entities, with seemingly minor data, such as business utility bills, also serving as valuable complements to traditional datasets. Furthermore, it is essential to acknowledge that data availability poses a significant challenge in enterprise risk prediction. Therefore, prioritizing the development of open databases is crucial, as they can serve as platforms for data sharing. By facilitating access to a broader range of data, we can unlock its full potential and attain a more comprehensive understanding of risk profiles.

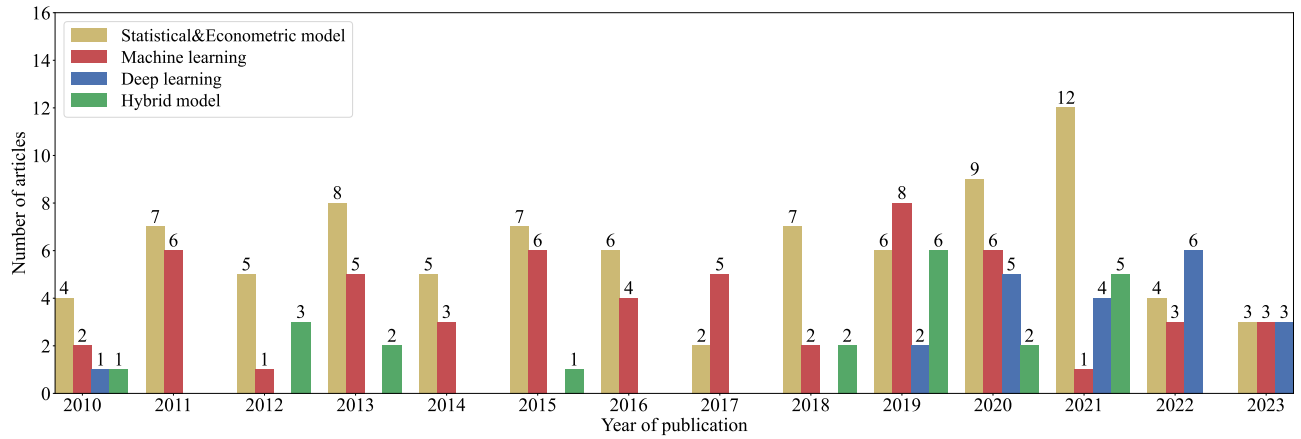


Fig. 9: Publication trends of analysis models over the years.

TABLE 10: THE REPRESENTATIVE WORKS IN TERMS OF CITATIONS.

Reference	Title	Journal	Year	Citations
[2]	Financial ratios, discriminant analysis and the prediction of corporate bankruptcy	J FINANC	1968	23685
[238]	Pricing derivatives on financial securities subject to credit risk	J FINANC	1995	3069
[239]	Ambidexterity and performance in small-to medium-sized firms: The pivotal role of top management team behavioral integration	Journal of management	2006	2781
[240]	In search of distress risk	J FINANC	2008	2754
[241]	Is innovation always beneficial? A meta-analysis of the relationship between innovation and performance in SMEs	Journal of Business Venturing	2011	2486
[1]	Econometric Measures of Connectedness and Systemic Risk in the Finance and Insurance Sectors	J FINANC ECON	2012	2468
[242]	A markov model for the term structure of credit risk spreads	The review of financial studies	1997	2368
[72]	Systemic risk and stability in financial networks	American Economic Review	2015	2119
[243]	The severity of supply chain disruptions: design characteristics and mitigation capabilities	Decision sciences	2007	1891
[244]	A neural network model for bankruptcy prediction	IJCNN	1990	1465
[245]	Corporate Social Responsibility in the Supply Chain: An Application in the Food Industry	Journal of Business Ethics	2006	1384
[246]	Benchmarking state-of-the-art classification algorithms for credit scoring	JORS	2003	1192
[247]	The power of flexibility for mitigating supply chain risks	IJPE	2008	1160
[195]	Bankruptcy prediction using support vector machine with optimal choice of kernel function parameters	EXPERT SYST APPL	2005	1154
[248]	Modelling credit risk for SMEs: Evidence from the US. market	ABACUS	2007	1086
[249]	Corporate Social Responsibility and Firm Risk: Theory and Empirical Evidence	INFORMS	2019	1086
[250]	Evaluation of clustering algorithms for financial risk analysis using MCDM methods	Information Sciences	2014	753
[251]	Rollover Risk and Credit Risk	J FINANC	2012	675
[252]	Bloomberggpt: A large language model for finance	Arxiv	2023	657
[253]	Machine learning models and bankruptcy prediction	EXPERT SYST APPL	2017	656
[254]	Assessing financial contagion in the interbank market: Maximum entropy versus observed interbank lending patterns	J BANK & FINANC	2011	586
[255]	Insights from hashtag #supplychain and Twitter Analytics: Considering Twitter and Twitter data for supply chain practice and research	Production Economics	2015	506
[22]	Expropriation through loan guarantees to related parties: Evidence from China	J BANK & FINANC	2009	473
[256]	The relationship between liquidity risk and credit risk in banks	J BANK & FINANC	2014	466
[20]	The Impact of Public Guarantees on Bank Risk-Taking: Evidence from a Natural Experiment	REV FINANC	2014	348
[18]	Deep Learning Models for Bankruptcy Prediction using Textual Disclosures	EJOR	2019	232
[16]	Bankruptcy prediction using imaged financial ratios and convolutional neural networks	EXPERT SYST APPL	2019	209
[102]	Financial risk analysis for SMEs with graph-based supply chain mining	IJCAI	2021	45

5.2 Analysis Model

The advancement of deep learning has led to significant progress in developing models capable of capturing complex information and effectively processing unstructured data. These models leverage sophisticated architectures to extract meaningful insights from diverse data sources, enhancing our ability to analyze and interpret intricate datasets. GNN and deep learning-based time series information extraction represent two promising technological advancements with significant potential. GNNs have emerged as a novel neural network paradigm designed specifically to learn from and reason about graph-structured data, which is inherently rich in relational information. By integrating the strengths of graph theory and deep learning, GNNs facilitate deeper correlations among data points. Current research has begun to explore the application of graph attention mechanisms in enterprise risk

analysis [258], [259]. And the growth of enterprises is a dynamic and continuous evolving process. To effectively analyze enterprise risks from a temporal perspective, it is crucial to incorporate time-series information into the analytical framework. While traditional measurement methods have been utilized for time-series analysis [133], [260], there is an increasing interest in employing deep learning techniques, such as LSTM [261] and transformers [262], to enhance the modeling and analysis of enterprise risks over time. Furthermore, heterogeneous convergence presents a promising approach for modeling the multidimensional nature of enterprise risk. By integrating various models, we can offer a comprehensive presentation and analysis of risks from multiple perspectives, thereby significantly enhancing analytical performance.

TABLE 11: CONTRIBUTIONS OF REPRESENTATIVE WORKS.

Group	Reference	Contribution
Existence	[256]	This is the first paper to examine the relationship between liquidity risk and credit risk in the banking industry from different perspectives, and the findings have significant implications for subsequent research.
	[249]	This paper fills a gap in the literature by formalizing and testing the channels through which CSR policies affect corporate systemic risk and value.
	[248]	It has developed a default prediction model specifically for SMEs, which the study shows can reduce banks' capital requirements and may be instructive for banks as credit risk management for SMEs differs from that for larger firms.
	[257]	It analyzes the linear relationship of theoretical determinants of default risk and default swap spreads and identifies explanatory power of volatility and leverage in regressions.
	[255]	This paper contributes to the supply chain community by proposing a novel analytical framework to analyze supply chain tweets and gain insight into the potential role of Twitter in supply chain practice and research.
	[251]	This paper puts forward a model to analyze the influence of bond liquidity on enterprise credit risk, which provides a new idea for enterprise credit risk management.
	[247]	The paper proposes a unified framework and 5 stylized models. The findings highlight the power of flexibility while clarifying the associated benefits of different levels of flexibility, providing insights into deploying flexibility to reduce supply chain risk.
	[243]	This article examines the impact of supply chain disruptions. It adds to existing knowledge and also questions the wisdom of pursuing practices such as reducing the supply base, global sourcing and sourcing from supply clusters.
Methods	[1]	The authors use principal component analysis and Granger causality networks to study systemic risk among banks, insurance, funds and dealers, the method has been influential in studying systemic risk.
	[253]	This study tests the performance of machine learning models in bankruptcy prediction and it finds a higher average performance than usual models. Thus, it's a substantial improvement in accuracy using machine learning methods.
	[245]	The framework of CSR in food supply chain proposed in this paper lays a foundation for the food industry to further study the elements of CSR in supply chain.
	[250]	In this paper, an opportunistic MCDM clustering algorithm is proposed to rank the popular algorithms in the field of financial risk analysis. Finally, the MCDM method is proved to be the most effective in evaluating clustering algorithms.
	[254]	This paper provides a measure of the vulnerability of the Italian interbank market to financial contagion and provides evidence of the link between bank-business group linkages on financial collectivisation and banking system stability.
	[242]	This study provides a Markov model for the term structure of credit risk spreads, for the pricing and hedging of corporate debt with embedded options, and for over-the-counter derivatives with counterparty risk Both pricing and hedging of products are extremely useful.
	[240]	This paper presents a simplified econometric model for predicting firm insolvency and failure and shows that stocks with a high risk of failure tend to deliver lower average returns. The model also shows that small and growth stocks are more valuable in measuring financial distress.
	[238]	This paper presents a new pricing and hedging theory for evaluating options on securities structured to meet credit risk. The methodology is applicable to corporate bonds, but is also applicable to other securities.

5.3 Contagion Mechanism

Current research is focused on the potential risks that financial networks present to companies. To fully understand these risks, it is essential to investigate the specific pathways through which they are transmitted. This includes assessing the impact of risk on individual companies and examining the extent of risk propagation across the network. Additionally, it is important to explore the temporal dynamics of risk transmission, such as the duration required for risks to spread to related companies. Another significant aspect is whether the types of risks faced by related companies align with those of the original company. Unfortunately, technological limitations have hindered comprehensive studies on these critical questions. In light of globalization, it is imperative to develop a thorough understanding of the mechanisms of risk transmission. Thus, further exploration in this research direction is highly recommended.

5.4 Risk Interpretability

While existing deep learning models have demonstrated success in enterprise risk analysis, they often operate as black boxes, failing to elucidate the rationale behind their predictions. This opacity poses challenges for their application in critical domains such as finance and security. To mitigate this limitation, various techniques have been proposed to enhance the interpretability of deep models applied to image and text data [263], [264]. In the context of GNNs, explanation techniques can be broadly categorized into two classes: instance-level methods [265] and model-level methods [266], [267], [268]. Therefore, investigating a risk detection framework that can simultaneously deliver high-quality predictions and meaningful explanations represents a promising avenue for future research in enterprise financial risk analysis.

5.5 LLMs for Enterprise Financial Risk

LLMs have a wide range of applications across various sectors, including intelligent customer service, investment advisory, marketing, risk management, operations, investment research, investment banking, and quantitative trading. In the financial industry, organizations like Morgan Stanley, Stripe, Bloomberg, and FinGPT have already begun to leverage LLMs [216], [252]. Within the realm of enterprise financial risk, LLMs can play a crucial role in public opinion analysis and the extraction of regulatory information from textual sources. Additionally, LLMs can enhance existing financial NLP tasks, such as relation extraction and named entity recognition, facilitating the construction of comprehensive enterprise knowledge graphs. Subsequently, the inference capabilities of LLMs on graph-structured data can be harnessed to conduct in-depth analyses of financial risks faced by enterprises.

6 CONCLUSION

In this survey, we attempt to cascade and systematize existing research on enterprise financial risk, providing a comprehensive review of enterprise risk analysis. This is the first survey for enterprise financial risk from the Big Data perspective. In particular, we first begin with an introduction to the types, granularity, intelligence and evaluation metrics of enterprise financial risk. Then we classify models of enterprise financial risk, show the basic implementation framework for each type of model, and summarise representative approaches in enterprise risk analysis. Finally, we elaborate on current cutting-edge research and its possible future directions. We believe that this survey will provide researchers in the field with the fundamental knowledge and a clear framework for research.

ACKNOWLEDGMENTS

The research is supported by the National Natural Science Foundation of China under Grant Nos. U1811462, 71725001, 71910107002, 62376227, 61906159, 62176014, 71873108, 62072379, and Sichuan Science and Technology Program under Grant No. 2023NSFSC0032, 2023NSFSC0114, and Guanghua Talent Project of Southwestern University of Finance and Economics, and Financial Innovation Center, SWUFE (Project NO.FIC2022C0008) and “Double-First Class” International Innovation Project (SYL22GJCX08), and Fundamental Research Funds for the Central Universities (JBK2304150).

REFERENCES

- [1] M. Billio, M. Getmansky, A. W. Lo, and L. Pelizzon, “Econometric measures of connectedness and systemic risk in the finance and insurance sectors,” *Journal of financial economics*, vol. 104, no. 3, pp. 535–559, 2012.
- [2] E. I. Altman, “Financial ratios, discriminant analysis and the prediction of corporate bankruptcy,” *The Journal of Finance*, vol. 23, no. 4, pp. 589–609, 1968.
- [3] W. Chen, Z. Li, and Z. Xiao, “On credit risk contagion of supply chain finance under covid-19,” *Journal of Mathematics*, 2021.
- [4] Y. Zhao, S. Wei, Y. Guo, Q. Yang, Q. Li, F. Zhuang, J. Liu, and G. Kou, “Combining intra-risk and contagion risk for enterprise bankruptcy prediction using graph neural networks,” *arXiv preprint arXiv:2202.03874*, 2022.
- [5] K. Abduraimova, “Contagion and tail risk in complex financial networks,” *Journal of Banking & Finance*, p. 106560, 2022.
- [6] R. A. Collins and R. D. Green, “Statistical methods for bankruptcy forecasting,” *Journal of Economics and Business*, vol. 34, no. 4, pp. 349–354, 1982.
- [7] W. Xu, W. Liu, C. Xu, J. Bian, J. Yin, and T.-Y. Liu, “Rest: Relational event-driven stock trend forecasting,” in *Proceedings of the Web Conference 2021*, 2021, pp. 1–10.
- [8] Z. Hua, Y. Wang, X. Xu, B. Zhang, and L. Liang, “Predicting corporate financial distress based on integration of support vector machine and logistic regression,” *Expert Systems with Applications*, vol. 33, no. 2, pp. 434–440, 8 2007.
- [9] C. Yin, C. Jiang, H. K. Jain, and Z. Wang, “Evaluating the credit risk of smes using legal judgments,” *Decis. Support Syst.*, vol. 136, p. 113364, 2020.
- [10] C. Wang, F. Yu, Z. Zhang, and J. Zhang, “Multiview graph learning for small-and medium-sized enterprises’ credit risk assessment in supply chain finance,” *Complexity*, vol. 2021, 2021.
- [11] E. Letizia and F. Lillo, “Corporate payments networks and credit risk rating,” *EPJ Data Science*, vol. 8, no. 1, p. 21, 2019.
- [12] Z. You, X. Chi, W. Gang-Jin, and Y. Xin-Guo, “Predicting china’s sme credit risk in supply chain finance based on machine learning methods,” *Entropy*, vol. 18, no. 5, p. 195, 2016.
- [13] B. Sang, “Application of genetic algorithm and bp neural network in supply chain finance under information sharing,” *Journal of Computational and Applied Mathematics*, vol. 384, p. 113170, 3 2021.
- [14] G. Kou, Y. Xu, Y. Peng, F. Shen, Y. Chen, K. Chang, and S. Kou, “Bankruptcy prediction for smes using transactional data and two-stage multiobjective feature selection,” *Decision Support Systems*, vol. 140, p. 113429, 2021.
- [15] E. Tobback, T. Bellotti, J. Moeyersoms, M. Stankova, and D. Martens, “Bankruptcy prediction for smes using relational data,” *Decision Support Systems*, vol. 102, pp. 69–81, 2017.
- [16] T. Hosaka, “Bankruptcy prediction using imaged financial ratios and convolutional neural networks,” *Expert systems with applications*, vol. 117, pp. 287–299, 2019.
- [17] K. Lee, D. Booth, and P. Alam, “A comparison of supervised and unsupervised neural networks in predicting bankruptcy of korean firms,” *Expert Systems with Applications*, vol. 29, no. 1, pp. 1–16, 2005.
- [18] F. Mai, S. Tian, C. Lee, and L. Ma., “Deep learning models for bankruptcy prediction using textual disclosures,” *European journal of operational research*, vol. 274, no. 2, pp. 743–758, 2019.
- [19] I. D. Dichev, “Is the risk of bankruptcy a systematic risk?” *the Journal of Finance*, vol. 53, no. 3, pp. 1131–1147, 1998.
- [20] R. Gropp, C. Gruendl, and A. Guettler, “The impact of public guarantees on bank risk-taking: Evidence from a natural experiment,” *Review of Finance*, vol. 18, no. 2, pp. 457–488, 2014.
- [21] J. Ming and X. Ming, “Determinants of the guarantee circles: The case of chinese listed firms,” *Pacific-Basin Finance Journal*, vol. 20, no. 1, pp. 78–100, 2012.
- [22] B. Henk, C. Rebel A, and F. Lawrence J, “Expropriation through loan guarantees to related parties: Evidence from china,” *Journal of Banking & Finance*, vol. 33, no. 1, pp. 141–156, 2009.
- [23] J. A. Wilcox and Y. Yasuda, “Government guarantees of loans to small businesses: Effects on banks’ risk-taking and non-guaranteed lending,” *Journal of Financial Intermediation*, vol. 37, pp. 45–57, 2019.
- [24] D. Cheng, X. Wang, Y. Zhang, and L. Zhang, “Risk guarantee prediction in networked-loans,” in *Proceedings of the Twenty-Ninth International Conference on International Joint Conferences on Artificial Intelligence*, 2021, pp. 4483–4489.
- [25] C. Dawei, N. Zhibin, and Z. Yiyi, “Contagious chain risk rating for networked-guarantee loans,” in *Proceedings of SIGKDD*, 2020, pp. 2715–2723.
- [26] K. Valaskova, T. Kliestik, and M. Kovacova, “Management of financial risks in slovak enterprises using regression analysis,” *Oeconomia Copernicana*, vol. 9, no. 1, pp. 105–121, 2018.
- [27] I. Oikonomou, C. Brooks, and S. Pavelin, “The impact of corporate social performance on financial risk and utility: A longitudinal analysis,” *Financial Management*, vol. 41, no. 2, pp. 483–515, 2012.
- [28] J. F. Kölbl, T. Busch, and L. M. Jancso, “How media coverage of corporate social irresponsibility increases financial risk,” *Strategic Management Journal*, vol. 38, no. 11, pp. 2266–2284, 2017.
- [29] M. Zhai, “Risk prediction and response strategies in corporate financial management based on optimized bp neural network,” *Complexity*, vol. 2021, 2021.
- [30] Y. Cao, Y. Shao, and H. Zhang, “Study on early warning of e-commerce enterprise financial risk based on deep learning algorithm,” *Electronic Commerce Research*, vol. 22, no. 1, pp. 21–36, 2022.
- [31] J.-B. Kim, L. Li, L. Y. Lu, and Y. Yu, “Financial statement comparability and expected crash risk,” *Journal of Accounting and Economics*, vol. 61, no. 2–3, pp. 294–312, 2016.
- [32] D. McKillop, D. French, B. Quinn, A. L. Sobiech, and J. O. Wilson, “Cooperative financial institutions: A review of the literature,” *International Review of Financial Analysis*, vol. 71, p. 101520, 2020.
- [33] K. Xing, D. Luo, and L. Liu, “Macroeconomic conditions, corporate default, and default clustering,” *Economic Modelling*, vol. 118, p. 106079, 2023.
- [34] D. Duffie, L. Saita, and W. Ke, “Multi-period corporate default prediction with stochastic covariates,” *Journal of financial economics*, vol. 83, no. 3, pp. 635–665, 3 2007.
- [35] J. Belas, L. Smrcka, B. Gavurova, and J. Dvorsky, “The impact of social and economic factors in the credit risk management of sme,” *Technological and Economic Development of Economy*, vol. 24, no. 3, pp. 1215–1230, 2018.
- [36] D. Y. Tang and Y. Hong, “Market conditions, default risk and credit spreads,” *Journal of Banking & Finance*, vol. 34, no. 4, pp. 743–753, 4 2010.
- [37] J. A. Ohlson, “Financial ratios and the probabilistic prediction of bankruptcy,” *Journal of accounting research*, pp. 109–131, 1980.
- [38] C. M. Daily and D. R. Dalton, “Bankruptcy and corporate governance: The impact of board composition and structure,” *Academy of Management journal*, vol. 37, no. 6, pp. 1603–1617, 1994.
- [39] P. Arora, “Financially linked independent directors and bankruptcy reemergence: The role of director effort,” *Journal of Management*, vol. 44, no. 7, pp. 2665–2689, 2018.
- [40] H. Kamalirezai, A. A. Anvary Rostamy, A. Saeedi, and M. Khodaei Valeh Zaghari, “Corporate social responsibility and bankruptcy probability: Exploring the role of market competition, intellectual capital, and equity cost,” *Journal of Corporate Accounting & Finance*, vol. 31, no. 1, pp. 53–63, 2020.
- [41] J. Everett and J. Watson, “Small business failure and external risk factors,” *Small business economics*, vol. 11, no. 4, pp. 371–390, 1998.
- [42] M. Cowling, R. Brown, and A. Rocha, “‘;? covid19?; did you save some cash for a rainy covid-19 day? the crisis and smes,” *International Small Business Journal*, vol. 38, no. 7, pp. 593–604, 2020.
- [43] K. Cowan, A. Drexler, and Á. Yañez, “The effect of credit guarantees on credit availability and delinquency rates,” *Journal of Banking & Finance*, vol. 59, pp. 98–110, 2015.
- [44] W. Binghui, “Asset securitization and rate of return: A study on letters of guarantee,” *Physica A: Statistical Mechanics and its Applications*, vol. 490, pp. 1551–1554, 2018.
- [45] T. McNulty, C. Florackis, and P. Ormrod, “Boards of directors and financial risk during the credit crisis,” *Corporate Governance: An International Review*, vol. 21, no. 1, pp. 58–78, 2013.

- [46] B. Sabri, C. Alexis, M. Riadh, and S. Asif, "Does corporate social responsibility reduce financial distress risk?" *Economic Modelling*, vol. 91, pp. 835–851, 2020.
- [47] G. C. Landi, F. Iandolo, A. Renzi, and A. Rey, "Embedding sustainability in risk management: The impact of environmental, social, and governance ratings on corporate financial risk," *Corporate Social Responsibility and Environmental Management*, 2022.
- [48] X. Li, J. Wang, and C. Yang, "Risk prediction in financial management of listed companies based on optimized bp neural network under digital economy," *Neural Computing and Applications*, pp. 1–14, 2022.
- [49] W. Wei and B. Li, "Analysis and risk assessment of corporate financial leverage using mobile payment in the era of digital technology in a complex environment," *Journal of Mathematics*, vol. 2022, 2022.
- [50] L. Zhu, M. Li, and N. Metawa, "Financial risk evaluation z-score model for intelligent iot-based enterprises," *Information Processing & Management*, vol. 58, no. 6, p. 102692, 2021.
- [51] G. Qiao, L. Du *et al.*, "Enterprise financial risk early warning method based on hybrid pso-svm model," *Journal of Applied Science and Engineering*, vol. 22, no. 1, pp. 171–178, 2019.
- [52] K. Carling, T. Jacobson, J. Lindé, and K. Roszbach, "Corporate credit risk modeling and the macroeconomy," *Journal of banking & finance*, vol. 31, no. 3, pp. 845–868, 3 2007.
- [53] C.-H. Wu, G.-H. Tzeng, Y.-J. Goo, and W.-C. Fang, "A real-valued genetic algorithm to optimize the parameters of support vector machine for predicting bankruptcy," *Expert systems with applications*, vol. 32, no. 2, pp. 397–408, 2007.
- [54] D. Liang, C.-F. Tsai, and H.-T. Wu, "The effect of feature selection on financial distress prediction," *Knowledge-Based Systems*, vol. 73, pp. 289–297, 2015.
- [55] S. Ambulkar, J. Blackhurst, and S. J. Grawe, "Firm's resilience to supply chain disruptions: Scale development and empirical examination," *Journal of Operations Management*, vol. 33, pp. 111–122, 2015.
- [56] M. Doumpos and C. Zopounidis, "A multicriteria outranking modeling approach for credit rating," *Decision Sciences*, vol. 42, no. 3, pp. 721–742, 7 2011.
- [57] P. du Jardin, "Dynamic self-organizing feature map-based models applied to bankruptcy prediction," *Decision Support Systems*, vol. 147, p. 113576, 2021.
- [58] S. Hwijae, H. C. P. Du, and H. Hyung Ju, "Data analytic approach for bankruptcy prediction," *Expert Systems with Applications*, vol. 138, p. 112816, 2019.
- [59] A. Khashman, "A neural network model for credit risk evaluation," *International Journal of Neural Systems*, vol. 19, no. 04, pp. 285–294, 2009.
- [60] S. J. H. Shahzad, T. H. V. Hoang, and E. Bouri, "From pandemic to systemic risk: contagion in the us tourism sector," *Current Issues in Tourism*, vol. 25, no. 1, pp. 34–40, 2022.
- [61] A. Zhang, S. Wang, B. Liu, and J. Fu, "How government regulation of interbank financing impacts risk for chinese commercial banks," *Journal of Asian Economics*, vol. 66, p. 101148, 2020.
- [62] M. Kritzman, Y. Li, S. Page, and R. Rigobon, "Principal components as a measure of systemic risk," *The Journal of Portfolio Management*, vol. 37, no. 4, pp. 112–126, 2011.
- [63] W. R. Kerr and R. Nanda, "Democratizing entry: Banking deregulations, financing constraints, and entrepreneurship," *Journal of Financial Economics*, vol. 94, no. 1, pp. 124–149, 2009.
- [64] L. L. Barger, K. M. Lehn, and C. J. Zutter, "Sarbanes-oxley and corporate risk-taking," *Journal of Accounting and Economics*, vol. 49, no. 1-2, pp. 34–52, 2010.
- [65] V. Ramiah, B. Martin, and I. Moosa, "How does the stock market react to the announcement of green policies?" *Journal of Banking & Finance*, vol. 37, no. 5, pp. 1747–1758, 2013.
- [66] A. S. Reisz and C. Perlich, "A market-based framework for bankruptcy prediction," *Journal of financial stability*, vol. 3, no. 2, pp. 85–131, 2007.
- [67] F. Sánchez-Lasheras, J. de Andrés, P. Lorca, and F. J. de Cos Juez, "A hybrid device for the solution of sampling bias problems in the forecasting of firms' bankruptcy," *Expert Systems with Applications*, vol. 39, no. 8, pp. 7512–7523, 2012.
- [68] A. D. Voda, G. Dobrotua, D. M. Tîrcu, D. D. Dumitracu, and D. Dobrotua, "Corporate bankruptcy and insolvency prediction model," *Technological and Economic Development of Economy*, vol. 27, no. 5, pp. 1039–1056, 2021.
- [69] S. Lee and W. S. Choi, "A multi-industry bankruptcy prediction model using back-propagation neural network and multivariate discriminant analysis," *Expert Systems with Applications*, vol. 40, no. 8, pp. 2941–2946, 2013.
- [70] M. A. Boyacioglu, Y. Kara, and Ö. K. Baykan, "Predicting bank financial failures using neural networks, support vector machines and multivariate statistical methods: A comparative analysis in the sample of savings deposit insurance fund (sdif) transferred banks in turkey," *Expert Systems with Applications*, vol. 36, no. 2, pp. 3355–3366, 2009.
- [71] X. Huang, I. Vodenska, S. Havlin, and H. E. Stanley, "Cascading failures in bi-partite graphs: model for systemic risk propagation," *Scientific reports*, vol. 3, no. 1, pp. 1–9, 2013.
- [72] D. Acemoglu, A. Ozdaglar, and A. Tahbaz-Salehi, "Systemic risk and stability in financial networks," *American Economic Review*, vol. 105, no. 2, pp. 564–608, 2015.
- [73] I. Heckmann, T. Comes, and S. Nickel, "A critical review on supply chain risk—definition, measure and modeling," *Omega*, vol. 52, pp. 119–132, 4 2015.
- [74] V. Babich, A. N. Burnetas, and P. H. Ritchken, "Competition and diversification effects in supply chains with supplier default risk," *Manufacturing & Service Operations Management*, vol. 9, no. 2, pp. 123–146, 4 2007.
- [75] C. Blome and T. Schoenherr, "Supply chain risk management in financial crises—a multiple case-study approach," *International journal of production economics*, vol. 134, no. 1, pp. 43–57, 11 2011.
- [76] C. Dawei, N. Zhibin, and Z. Liqing, "Delinquent events prediction in temporal networked-guarantee loans," *IEEE Transactions on Neural Networks and Learning Systems*, 2020.
- [77] S. Battiston, D. D. Gatti, M. Gallegati, B. C. N. Greenwald, and J. E. Stiglitz, "Credit chains and bankruptcy propagation in production networks," *Journal of Economic Dynamics and Control*, vol. 31, pp. 2061–2084, 2007.
- [78] Y. Duan, S. El Ghoul, O. Guedhami, H. Li, and X. Li, "Bank systemic risk around covid-19: A cross-country analysis," *Journal of Banking & Finance*, vol. 133, p. 106299, 2021.
- [79] M. Caporin, L. Garcia-Jorcano, and J.-A. Jimenez-Martin, "Measuring systemic risk during the covid-19 period: A talis3 approach," *Finance Research Letters*, vol. 46, p. 102304, 2022.
- [80] N. Borri and G. Di Giorgio, "Systemic risk and the covid challenge in the european banking sector," *Journal of Banking & Finance*, vol. 140, p. 106073, 2022.
- [81] M. Papík and L. Papíková, "Impacts of crisis on sme bankruptcy prediction models' performance," *Expert Systems with Applications*, vol. 214, p. 119072, 2023.
- [82] K. Drakos, "Terrorism-induced structural shifts in financial risk: airline stocks in the aftermath of the september 11th terror attacks," *European Journal of Political Economy*, vol. 20, no. 2, pp. 435–446, 2004.
- [83] M. Li, Q. Lin, F. Lan, Z. Zhan, and Z. He, "Trade policy uncertainty and financial investment: Evidence from chinese energy firms," *Energy Economics*, vol. 117, p. 106424, 2023.
- [84] S. Chava, A. Oettl, A. Subramanian, and K. V. Subramanian, "Banking deregulation and innovation," *Journal of Financial Economics*, vol. 109, no. 3, pp. 759–774, 2013.
- [85] S. Battiston, M. Puliga, R. Kaushik, P. Tasca, and G. Caldarelli, "Debtrank: Too central to fail? financial networks, the fed and systemic risk," *Scientific reports*, vol. 2, no. 1, pp. 1–6, 2012.
- [86] M. Smerlak, B. Stoll, A. Gupta, and J. S. Magdanz, "Mapping systemic risk: critical degree and failures distribution in financial networks," *PloS one*, vol. 10, no. 7, p. e0130948, 2015.
- [87] S. Poledna, J. L. Molina-Borboa, S. M. Molina-Borboa nez Jaramillo, M. Van Der Leij, and S. Thurner, "The multi-layer network nature of systemic risk and its implications for the costs of financial crises," *Journal of Financial Stability*, vol. 20, pp. 70–81, 2015.
- [88] D. Petrone and V. Latora, "A dynamic approach merging network theory and credit risk techniques to assess systemic risk in financial networks," *Scientific Reports*, vol. 8, no. 1, pp. 1–14, 2018.
- [89] L. Tafakori, A. Pourkhanali, and R. Rastelli, "Measuring systemic risk and contagion in the european financial network," *Empirical Economics*, pp. 1–45, 2021.
- [90] A. Brezigar-Masten and I. Masten, "Cart-based selection of bankruptcy predictors for the logit model," *Expert systems with applications*, vol. 39, no. 11, pp. 10 153–10 159, 2012.
- [91] D. Cheng, Z. Niu, J. Li, and C. Jiang, "Regulating systemic crises: Stemming the contagion risk in networked-loans through deep graph learning," *IEEE Transactions on Knowledge and Data Engineering*, 2022.
- [92] W. Xu, Y. Pan, W. Chen, and H. Fu, "Forecasting corporate failure in the chinese energy sector: a novel integrated model of deep learning and support vector machine," *Energies*, vol. 12, no. 12, p. 2251, 2019.

- [93] A. Khashman, "Neural networks for credit risk evaluation: Investigation of different neural models and learning schemes," *Expert Syst. Appl.*, vol. 37, pp. 6233–6239, 2010.
- [94] B. Ribeiro, N. Chen, and A. Kovacec, "Shaping graph pattern mining for financial risk," *Neurocomputing*, vol. 326, pp. 123–131, 2019.
- [95] W. Zhang, S. Yan, J. Li, X. Tian, and T. Yoshida, "Credit risk prediction of smes in supply chain finance by fusing demographic and behavioral data," *Transportation Research Part E: Logistics and Transportation Review*, 2022.
- [96] Q. Bai and S. Tian, "Innovate or die: Corporate innovation and bankruptcy forecasts," *Journal of Empirical Finance*, vol. 59, pp. 88–108, 2020.
- [97] B. Hu, Z. Zhang, J. Zhou, J. Fang, Q. Jia, Y. Fang, Q. Yu, and Y. Qi, "Loan default analysis with multiplex graph learning," in *Proceedings of CIKM*, 2020, pp. 2525–2532.
- [98] Y. Zhen, Q. Yu, and X. Wei, "Financial risk prediction with multi-round q&a attention network," in *IJCAI*, 2020, pp. 4576–4582.
- [99] B. Wendong, X. Bingbing, S. Xiaoqian, W. Zidong, S. Huawei, and C. Xueqi, "Company-as-tribe: Company financial risk assessment on tribe-style graph with hierarchical graph neural networks," in *Proceedings of the 28th ACM SIGKDD Conference on Knowledge Discovery and Data Mining*, 2022, pp. 2712–2720.
- [100] Y. Wang, J. Li, D. Wu, and R. Anupindi, "When ignorance is not bliss: An empirical analysis of subtler supply network structure on firm risk," *Management Science*, vol. 67, no. 4, pp. 2029–2048, 2021.
- [101] E. Letizia and F. Lillo, "Corporate payments networks and credit risk rating," *EPJ Data Science*, vol. 8, pp. 1–29, 2019.
- [102] S. Yang, Z. Zhang, J. Zhou, Y. Wang, W. Sun, X. Zhong, Y. Fang, Q. Yu, and Y. Qi, "Financial risk analysis for smes with graph-based supply chain mining," in *Proceedings of IJCAI*, 2021, pp. 4661–4667.
- [103] L. Becchetti and J. Sierra, "Bankruptcy risk and productive efficiency in manufacturing firms," *Journal of banking & finance*, vol. 27, no. 11, pp. 2099–2120, 2003.
- [104] T. M. Alam, K. Shaikat, M. Mushtaq, Y. Ali, M. Khushi, S. Luo, and A. Wahab, "Corporate bankruptcy prediction: An approach towards better corporate world," *The Computer Journal*, vol. 64, no. 11, pp. 1731–1746, 2021.
- [105] C. Wang, F. Yu, Z. Zhang, and J. Zhang, "Multiview graph learning for small- and medium-sized enterprises' credit risk assessment in supply chain finance," *Complex.*, vol. 2021, pp. 6670873:1–6670873:13, 2021.
- [106] B. Jennie, T. G. Bali, and W. Quan, "Common risk factors in the cross-section of corporate bond returns," *Journal of Financial Economics*, vol. 131, no. 3, pp. 619–642, 3 2019.
- [107] J. Ericsson and O. Renault, "Liquidity and credit risk," *The Journal of Finance*, vol. 61, no. 5, pp. 2219–2250, 9 2006.
- [108] A. Ang and F. A. Longstaff, "Systemic sovereign credit risk: Lessons from the us and europe," *Journal of Monetary Economics*, vol. 60, no. 5, pp. 493–510, 7 2013.
- [109] M. G. Subrahmanyam, T. Dragon Yongjun, and W. Sarah Qian, "Does the tail wag the dog?: The effect of credit default swaps on credit risk," *The Review of Financial Studies*, vol. 27, no. 10, pp. 2927–2960, 7 2014.
- [110] M. Nishihara and T. Shibata, "The effects of asset liquidity on dynamic sell-out and bankruptcy decisions," *European Journal of Operational Research*, vol. 288, no. 3, pp. 1017–1035, 2021.
- [111] R. Takashima, K. Yagi, and H. Takamori, "Government guarantees and risk sharing in public-private partnerships," *Review of Financial Economics*, vol. 19, no. 2, pp. 78–83, 2010.
- [112] J. Wang, "A study on credit risk assessment and credit decision making based on micro, small and medium enterprises," in *Journal of Physics: Conference Series*, 2021, p. 012037.
- [113] C.-P. Georg, "The effect of the interbank network structure on contagion and common shocks," *Journal of Banking & Finance*, vol. 37, no. 7, pp. 2216–2228, 2013.
- [114] S. Angilella and S. Mazzù, "A credit risk model with an automatic override for innovative small and medium-sized enterprises," *Journal of the Operational Research Society*, vol. 70, pp. 1784 – 1800, 2019.
- [115] J. Zhang, T. Liu, Q. Li, and T. Zhang, "Research on computer aided risk evaluation model through fuzzy hierarchical analysis," *Journal of Physics: Conference Series*, vol. 2033, 2021.
- [116] T. Wang, "Predicting private company failures in italy using financial and non-financial information," *Australian Accounting Review*, vol. 29, pp. 143–157, 2019.
- [117] I.-M. Haw, B. Y. Song, W. Tan, and W. Wang, "Bankruptcy, overlapping directors, and bank loan pricing," *Journal of Corporate Finance*, vol. 71, p. 102097, 2021.
- [118] N. Wilson and A. Altanlar, "Company failure prediction with limited information: newly incorporated companies," *Journal of the Operational Research Society*, vol. 65, pp. 252–264, 2014.
- [119] F. Ciampi, "Corporate governance characteristics and default prediction modeling for small enterprises. an empirical analysis of italian firms," *Journal of Business Research*, vol. 68, no. 5, pp. 1012–1025, 5 2015.
- [120] C. Ham and K. Koharki, "The association between corporate general counsel and firm credit risk," *Journal of Accounting and Economics*, vol. 61, no. 2-3, pp. 274–293, 2016.
- [121] D. Hackbarth, M. Jianjun, and E. Morellec, "Capital structure, credit risk, and macroeconomic conditions," *Journal of financial economics*, vol. 82, no. 3, pp. 519–550, 12 2006.
- [122] S. Figini and P. Giudici, "Statistical merging of rating models," *Journal of the operational research society*, vol. 62, no. 6, pp. 1067–1074, 2011.
- [123] J. Kang and C. E. Pflueger, "Inflation risk in corporate bonds," *The Journal of Finance*, vol. 70, no. 1, pp. 115–162, 2015.
- [124] K. Giesecke, F. A. Longstaff, S. Schaefer, and I. Strebulaev, "Corporate bond default risk: A 150-year perspective," *Journal of financial Economics*, vol. 102, no. 2, pp. 233–250, 11 2011.
- [125] T. Feng-Tse, L. Hsin-Min, and H. Mao-Wei, "The impact of news articles and corporate disclosure on credit risk valuation," *Journal of Banking & Finance*, vol. 68, pp. 100–116, 7 2016.
- [126] R. Nyman, S. Kapadia, and D. Tuckett, "News and narratives in financial systems: exploiting big data for systemic risk assessment," *Journal of Economic Dynamics and Control*, vol. 127, p. 104119, 2021.
- [127] E. I. Altman, G. Sabato, and N. Wilson, "The value of non-financial information in small and medium-sized enterprise risk management," *JOURNAL OF CREDIT RISK*, vol. 6, no. 2, pp. 95–127, SUM 2010.
- [128] J. Donovan, J. Jennings, K. Koharki, and J. Lee, "Measuring credit risk using qualitative disclosure," *Review of Accounting Studies*, vol. 26, no. 2, pp. 815–863, 1 2021.
- [129] T. A. Hassan, S. Hollander, L. van Lent, and A. Tahoun, "Firm-level political risk: Measurement and effects," *FEN: Political Risk & Corporate Finance (Topic)*, 2019.
- [130] M. J. Christopher, C. Mena, O. Khan, and O. Yurt, "Approaches to managing global sourcing risk," *Supply Chain Management*, vol. 16, pp. 67–81, 2011.
- [131] I. Manuj and J. T. Mentzer, "Global supply chain risk management strategies," *International Journal of Physical Distribution & Logistics Management*, vol. 38, pp. 192–223, 2008.
- [132] D. Liang, C.-C. Lu, C.-F. Tsai, and G.-A. Shih, "Financial ratios and corporate governance indicators in bankruptcy prediction: A comprehensive study," *European Journal of Operational Research*, vol. 252, no. 2, pp. 561–572, 2016.
- [133] F. Shen, Y. Liu, R. Wang, and W. Zhou, "A dynamic financial distress forecast model with multiple forecast results under unbalanced data environment," *Knowledge-Based Systems*, vol. 192, p. 105365, 2020.
- [134] L. Cleofas-Sánchez, V. García, A. Marqués, and J. S. Sánchez, "Financial distress prediction using the hybrid associative memory with translation," *Applied Soft Computing*, vol. 44, pp. 144–152, 2016.
- [135] M. Gofman and Y. Wu, "Trade credit and profitability in production networks," *Journal of Financial Economics*, vol. 143, no. 1, pp. 593–618, 2022.
- [136] C.-C. Chan, B.-H. Lin, Y.-H. Chang, and W.-C. Liao, "Does bank relationship matter for corporate risk-taking? evidence from listed firms in taiwan," *The North American Journal of Economics and Finance*, vol. 26, pp. 323–338, 2013.
- [137] Y. Zhao, H. Du, Y. Liu, S. Wei, X. Chen, H. Feng, Q. Shuai, Q. Li, F. Zhuang, and G. Kou, "Stock movement prediction based on bi-typed and hybrid-relational market knowledge graph via dual attention networks," *arXiv preprint arXiv:2201.04965*, 2022.
- [138] Y. Zheng, V. Lee, Z. Wu, and S. Pan, "Heterogeneous graph attention network for small and medium-sized enterprises bankruptcy prediction," in *PAKDD*, 2021, pp. 140–151.
- [139] T. R. Berry-Stölzle and X. Jianren, "Enterprise risk management and the cost of capital," *Journal of Risk and Insurance*, vol. 85, no. 1, pp. 159–201, 9 2018.
- [140] Z. You, Z. Li, X. Chi, W. Gang-Jin, and T. V. Nguyen, "Forecasting smes' credit risk in supply chain finance with an enhanced hybrid ensemble machine learning approach," *International Journal of Production Economics*, vol. 211, pp. 22–33, 5 2019.
- [141] M. Doumpos, K. Kosmidou, G. Baourakis, and C. Zopounidis, "Credit risk assessment using a multicriteria hierarchical discrimination approach: A comparative analysis," *European Journal of Operational Research*, vol. 138, no. 2, pp. 392–412, 4 2002.

- [142] S. Westgaard and N. Van der Wijst, "Default probabilities in a corporate bank portfolio: A logistic model approach," *European journal of operational research*, vol. 135, no. 2, pp. 338–349, 12 2001.
- [143] Y. Peng, G. Wang, G. Kou, and Y. Shi, "An empirical study of classification algorithm evaluation for financial risk prediction," *Applied Soft Computing*, vol. 11, no. 2, pp. 2906–2915, 2011.
- [144] A. Huang and F. Wu, "Two-stage adaptive integration of multi-source heterogeneous data based on an improved random subspace and prediction of default risk of microcredit," *Neural Comput. Appl.*, vol. 33, pp. 4065–4075, 2021.
- [145] S. Jie, L. Jie, H. Fujita, and L. Hui, "Imbalanced enterprise credit evaluation with dte-sbd: Decision tree ensemble based on smote and bagging with differentiated sampling rates," *Information Sciences*, vol. 425, pp. 76–91, 1 2018.
- [146] S. Smiti and M. Soui, "Bankruptcy prediction using deep learning approach based on borderline smote," *Information Systems Frontiers*, vol. 22, no. 5, pp. 1067–1083, 2020.
- [147] M. Soui, S. Smiti, M. W. Mkaouer, and R. Ejbali, "Bankruptcy prediction using stacked auto-encoders," *Applied Artificial Intelligence*, vol. 34, no. 1, pp. 80–100, 2020.
- [148] B. Wendong, X. Bingbing, S. Xiaoqian, X. Li, S. Huawei, and C. Xueqi, "Predicting the silent majority on graphs: Knowledge transferable graph neural network," *arXiv preprint arXiv:2302.00873*, 2023.
- [149] G. P. Cachon and P. H. Zipkin, "Competitive and cooperative inventory policies in a two-stage supply chain," *Management science*, vol. 45, no. 7, pp. 936–953, 7 1999.
- [150] M. Vassalou and X. Yuhang, "Default risk in equity returns," *The journal of finance*, vol. 59, no. 2, pp. 831–868, 3 2004.
- [151] M. S. Beasley, R. Clune, and D. R. Hermanson, "Enterprise risk management: An empirical analysis of factors associated with the extent of implementation," *Journal of accounting and public policy*, vol. 24, no. 6, pp. 521–531, 2005.
- [152] X. hong Chen, X. Wang, and D. D. Wu, "Credit risk measurement and early warning of smes: An empirical study of listed smes in china," *Decision Support System*, vol. 49, pp. 301–310, 2010.
- [153] S. Angilella and S. Mazzù, "The financing of innovative smes: A multicriteria credit rating model," *European Journal of Operational Research*, vol. 244, no. 2, pp. 540–554, 2015.
- [154] A. Maghyereh and H. Abdoh, "The effect of structural oil shocks on bank systemic risk in the gcc countries," *Energy Economics*, vol. 103, p. 105568, 2021.
- [155] E. K. Laitinen and T. Laitinen, "Bankruptcy prediction: Application of the taylor's expansion in logistic regression," *International review of financial analysis*, vol. 9, no. 4, pp. 327–349, 2000.
- [156] K.-S. Shin and Y.-J. Lee, "A genetic algorithm application in bankruptcy prediction modeling," *Expert systems with applications*, vol. 23, no. 3, pp. 321–328, 2002.
- [157] M.-J. Kim and D.-K. Kang, "Ensemble with neural networks for bankruptcy prediction," *Expert systems with applications*, vol. 37, no. 4, pp. 3373–3379, 2010.
- [158] Z. Yang, W. You, and G. Ji, "Using partial least squares and support vector machines for bankruptcy prediction," *Expert Systems with Applications*, vol. 38, no. 7, pp. 8336–8342, 2011.
- [159] M. L. Zorn, P. M. Norman, F. C. Butler, and M. S. Bhussar, "Cure or curse: Does downsizing increase the likelihood of bankruptcy?" *Journal of Business Research*, vol. 76, pp. 24–33, 2017.
- [160] J. Ai, P. L. Brockett, and W. Tianyang, "Optimal enterprise risk management and decision making with shared and dependent risks," *Journal of Risk and Insurance*, vol. 84, no. 4, pp. 1127–1169, 5 2017.
- [161] M. S. Uddin, G. Chi, M. A. M. A. Janabi, and T. Habib, "Leveraging random forest in micro-enterprises credit risk modelling for accuracy and interpretability," *International Journal of Finance & Economics*, 2020.
- [162] K. Giesecke and S. Weber, "Cyclical correlations, credit contagion, and portfolio losses," *Journal of Banking & Finance*, vol. 28, no. 12, pp. 3009–3036, 12 2004.
- [163] J. Sun and H. Li, "Data mining method for listed companies' financial distress prediction," *Knowl. Based Syst.*, vol. 21, pp. 1–5, 2008.
- [164] H. Ahn and K.-j. Kim, "Bankruptcy prediction modeling with hybrid case-based reasoning and genetic algorithms approach," *Applied soft computing*, vol. 9, no. 2, pp. 599–607, 2009.
- [165] C. You-Shyang and C. Ching-Hsue, "Hybrid models based on rough set classifiers for setting credit rating decision rules in the global banking industry," *Knowledge-Based Systems*, vol. 39, pp. 224–239, 2 2013.
- [166] P. Du Jardin, "Bankruptcy prediction using terminal failure processes," *European Journal of Operational Research*, vol. 242, no. 1, pp. 286–303, 2015.
- [167] A. Qazi, A. Dickson, J. Quigley, and B. Gaudenzi, "Supply chain risk network management: A bayesian belief network and expected utility based approach for managing supply chain risks," *International Journal of Production Economics*, vol. 196, pp. 24–42, 2 2018.
- [168] C. Xiaohong, W. Xiaoding, and D. D. Wu, "Credit risk measurement and early warning of smes: An empirical study of listed smes in china," *Decision Support Systems*, vol. 49, no. 3, pp. 301–310, 6 2010.
- [169] D. H. Oh and A. J. Patton, "Time-varying systemic risk: Evidence from a dynamic copula model of cds spreads," *Journal of Business & Economic Statistics*, vol. 36, no. 2, pp. 181–195, 2018.
- [170] Y. Xu, Y. Xuan, and G. Zheng, "Internet searching and stock price crash risk: Evidence from a quasi-natural experiment," *Journal of Financial Economics*, vol. 141, no. 1, pp. 255–275, 2021.
- [171] R. L. Wilson and R. Sharda, "Bankruptcy prediction using neural networks," *Decision support systems*, vol. 11, no. 5, pp. 545–557, 6 1994.
- [172] M. Soui, S. Smiti, M. W. Mkaouer, and R. Ejbali, "Analyzing industry-level vulnerability by predicting financial bankruptcy," *Economic Inquiry*, vol. 57, no. 4, pp. 2017–2034, 2019.
- [173] D. Delen, C. Kuzey, and A. Uyar, "Measuring firm performance using financial ratios: A decision tree approach," *Expert systems with applications*, vol. 40, no. 10, pp. 3970–3983, 2013.
- [174] H.-L. Chen, B. Yang, G. Wang, J. Liu, X. Xu, S.-J. Wang, and D.-Y. Liu, "A novel bankruptcy prediction model based on an adaptive fuzzy k-nearest neighbor method," *Knowledge-Based Systems*, vol. 24, no. 8, pp. 1348–1359, 2011.
- [175] W. Zhang, S. Yan, J. Li, X. Tian, and T. Yoshida, "Credit risk prediction of smes in supply chain finance by fusing demographic and behavioral data," *Transportation Research Part E: Logistics and Transportation Review*, vol. 158, p. 102611, 2 2022.
- [176] Y. Ching-Chiang, L. Fengyi, and H. Chih-Yu, "A hybrid kmv model, random forests and rough set theory approach for credit rating," *Knowledge-Based Systems*, vol. 33, pp. 166–172, 9 2012.
- [177] C. Chun-Ling, "Application of hybrid case-based reasoning for enhanced performance in bankruptcy prediction," *Information Sciences*, vol. 236, pp. 174–185, 7 2013.
- [178] F. Habermann and F. B. Fischer, "Corporate social performance and the likelihood of bankruptcy: Evidence from a period of economic upswing," *Journal of Business Ethics*, vol. 182, no. 1, pp. 243–259, 2023.
- [179] D. L. Eckles, R. E. Hoyt, and S. Miller, "The impact of enterprise risk management on the marginal cost of reducing risk: Evidence from the insurance industry," *Corporate Governance: Disclosure*, 2014.
- [180] V. Agarwal and R. Taffler, "Comparing the performance of market-based and accounting-based bankruptcy prediction models," *Journal of Banking & Finance*, vol. 32, no. 8, pp. 1541–1551, 2008.
- [181] M. Xu and C. Zhang, "Bankruptcy prediction: the case of japanese listed companies," *Review of accounting studies*, vol. 14, no. 4, pp. 534–558, 2009.
- [182] R. E. Gropp, A. Guettler, and C. Gründl, "The impact of public guarantees on bank risk taking: Evidence from a natural experiment," *Banking & Financial Institutions eJournal*, 2010.
- [183] X. Brusset and C. Teller, "Supply chain capabilities, risks, and resilience," *International Journal of Production Economics*, vol. 184, pp. 59–68, 2017.
- [184] M. Dietsch and J. Petey, "Should sme exposures be treated as retail or corporate exposures? a comparative analysis of default probabilities and asset correlations in french and german smes," *Journal of Banking & Finance*, vol. 28, no. 4, pp. 773–788, 4 2004.
- [185] Y. I. Wang, J. Li, D. A. Wu, and R. Anupindi, "When ignorance is not bliss: An empirical analysis of sub-tier supply network structure on firm risk," *Ross: Technology & Operations (Topic)*, 2020.
- [186] T. Breuer, M. Jandavcka, J. Menc'ia, and M. Summer, "A systematic approach to multi-period stress testing of portfolio credit risk," *Journal of Banking & Finance*, vol. 36, no. 2, pp. 332–340, 2 2012.
- [187] J. Hilscher and M. Wilson, "Credit ratings and credit risk: Is one measure enough?" *Management science*, vol. 63, no. 10, pp. 3414–3437, 10 2017.
- [188] A. Eisdorfer and P.-H. Hsu, "Innovate to survive: The effect of technology competition on corporate bankruptcy," *Financial Management*, vol. 40, no. 4, pp. 1087–1117, 2011.
- [189] A. F. Atiya, "Bankruptcy prediction for credit risk using neural networks: A survey and new results," *IEEE Transactions on neural networks*, vol. 12, no. 4, pp. 929–935, 2001.
- [190] F. J. L. Iturriaga and I. P. Sanz, "Bankruptcy visualization and prediction using neural networks: A study of us commercial banks," *Expert Systems with applications*, vol. 42, no. 6, pp. 2857–2869, 2015.

- [191] M. Leshno and Y. Spector, "Neural network prediction analysis: The bankruptcy case," *Neurocomputing*, vol. 10, pp. 125–147, 1996.
- [192] K.-S. Shin, T. S. Lee, and H.-j. Kim, "An application of support vector machines in bankruptcy prediction model," *Expert systems with applications*, vol. 28, no. 1, pp. 127–135, 2005.
- [193] B. E. Erdogan, "Prediction of bankruptcy using support vector machines: an application to bank bankruptcy," *Journal of Statistical Computation and Simulation*, vol. 83, no. 8, pp. 1543–1555, 2013.
- [194] L. Zhou, K. K. Lai, and J. Yen, "Bankruptcy prediction using svm models with a new approach to combine features selection and parameter optimisation," *International Journal of Systems Science*, vol. 45, no. 3, pp. 241–253, 2014.
- [195] J. H. Min and Y.-C. Lee, "Bankruptcy prediction using support vector machine with optimal choice of kernel function parameters," *Expert systems with applications*, vol. 28, no. 4, pp. 603–614, 2005.
- [196] S. Y. Kim and A. Upneja, "Predicting restaurant financial distress using decision tree and adaboosted decision tree models," *Economic Modelling*, vol. 36, pp. 354–362, 2014.
- [197] S. H. Cho and K.-s. Shin, "Feature-weighted counterfactual-based explanation for bankruptcy prediction," *Expert Systems with Applications*, vol. 216, p. 119390, 2023.
- [198] C.-C. Yeh, D.-J. Chi, and M.-F. Hsu, "A hybrid approach of dea, rough set and support vector machines for business failure prediction," *Expert Systems with Applications*, vol. 37, no. 2, pp. 1535–1541, 3 2010.
- [199] A. Tsakonas, G. Dounias, M. Doumpos, and C. Zopounidis, "Bankruptcy prediction with neural logic networks by means of grammar-guided genetic programming," *Expert Systems with Applications*, vol. 30, no. 3, pp. 449–461, 2006.
- [200] P. Du Jardin, "Forecasting bankruptcy using biclustering and neural network-based ensembles," *Annals of Operations Research*, vol. 299, no. 1, pp. 531–566, 2021.
- [201] K. Muthukumar and K. Hariharanath, "Deep learning enabled financial crisis prediction model for small-medium sized industries," *Intelligent Automation & Soft Computing*, vol. 35, no. 1, 2023.
- [202] Z. Zhang, Y. Ji, J. Shen, Y. Chen, X. Zhang, and G. Yang, "Collaborative metapath enhanced corporate default risk assessment on heterogeneous graph," in *Proceedings of the ACM on Web Conference 2024*, 2024, pp. 446–456.
- [203] Y. Nie, Y. Kong, X. Dong, J. M. Mulvey, H. V. Poor, Q. Wen, and S. Zohren, "A survey of large language models for financial applications: Progress, prospects and challenges," *arXiv preprint arXiv:2406.11903*, 2024.
- [204] OpenAI, "OpenAI API models," <https://platform.openai.com/docs/models>, 2024, accessed: 2024-08-07.
- [205] T. B. Brown, "Language models are few-shot learners," *arXiv preprint arXiv:2005.14165*, 2020.
- [206] C. Raffel, N. Shazeer, A. Roberts, K. Lee, S. Narang, M. Matena, Y. Zhou, W. Li, and P. J. Liu, "Exploring the limits of transfer learning with a unified text-to-text transformer," *Journal of machine learning research*, vol. 21, no. 140, pp. 1–67, 2020.
- [207] M. Lewis, Y. Liu, N. Goyal, M. Ghazvininejad, A. Mohamed, O. Levy, V. Stoyanov, and L. Zettlemoyer, "Bart: Denoising sequence-to-sequence pre-training for natural language generation, translation, and comprehension," in *Proceedings of the 58th Annual Meeting of the Association for Computational Linguistics*, 2020, pp. 7871–7880.
- [208] A. Kim, M. Muhn, and V. Nikolaev, "Financial statement analysis with large language models," *arXiv preprint arXiv:2407.17866*, 2024.
- [209] H. Touvron, T. Lavril, G. Izacard, X. Martinet, M.-A. Lachaux, T. Lacroix, B. Rozière, N. Goyal, E. Hambro, F. Azhar et al., "Llama: Open and efficient foundation language models," *arXiv preprint arXiv:2302.13971*, 2023.
- [210] T. Le Scao, A. Fan, C. Akiki, E. Pavlick, S. Ilić, D. Hesslow, R. Castagné, A. S. Luccioni, F. Yvon, M. Gallé et al., "Bloom: A 176b-parameter open-access multilingual language model," 2023.
- [211] X. Fu, L. Yang, Y. Song, and C. Yang, "Exploration on the application of chatgpt in corporate financial management," *Academic Journal of Management and Social Sciences*, vol. 7, no. 1, pp. 65–73, 2024.
- [212] Z. Chen, L. N. Zheng, C. Lu, J. Yuan, and D. Zhu, "Chatgpt informed graph neural network for stock movement prediction," *arXiv preprint arXiv:2306.03763*, 2023.
- [213] T. Yang, A. Li, J. Xu, G. Su, and J. Wang, "Deep learning model-driven financial risk prediction and analysis," *Applied and Computational Engineering*, vol. 77, pp. 196–202, 2024.
- [214] E. J. Hu, P. Wallis, Z. Allen-Zhu, Y. Li, S. Wang, L. Wang, W. Chen et al., "Lora: Low-rank adaptation of large language models," in *International Conference on Learning Representations*, 2021.
- [215] Q. Xie, W. Han, X. Zhang, Y. Lai, M. Peng, A. Lopez-Lira, and J. Huang, "Pixiu: a large language model, instruction data and evaluation benchmark for finance," in *Proceedings of the 37th International Conference on Neural Information Processing Systems*, 2023, pp. 33 469–33 484.
- [216] H. Yang, X.-Y. Liu, and C. D. Wang, "Fingpt: Open-source financial large language models," *arXiv preprint arXiv:2306.06031*, 2023.
- [217] B. Zhang, H. Yang, and X.-Y. Liu, "Instruct-fingpt: Financial sentiment analysis by instruction tuning of general-purpose large language models," *arXiv preprint arXiv:2306.12659*, 2023.
- [218] B. M. Pavlyshenko, "Financial news analytics using fine-tuned llama 2 gpt model," *arXiv preprint arXiv:2308.13032*, 2023.
- [219] Y. Yin, Y. Yang, J. Yang, and Q. Liu, "Fimpt: Financial risk prediction with profile tuning on pretrained foundation models," *arXiv preprint arXiv:2308.00065*, 2023.
- [220] K. J. Koa, Y. Ma, R. Ng, and T.-S. Chua, "Learning to generate explainable stock predictions using self-reflective large language models," in *Proceedings of the ACM on Web Conference 2024*, 2024, pp. 4304–4315.
- [221] H. Tong, J. Li, N. Wu, M. Gong, D. Zhang, and Q. Zhang, "Ploutos: Towards interpretable stock movement prediction with financial large language model," *arXiv preprint arXiv:2403.00782*, 2024.
- [222] S. Ma, H. Wang, L. Ma, L. Wang, W. Wang, S. Huang, L. Dong, R. Wang, J. Xue, and F. Wei, "The era of 1-bit llms: All large language models are in 1.58 bits," *arXiv preprint arXiv:2402.17764*, 2024.
- [223] X.-Y. Liu, J. Zhang, G. Wang, W. Tong, and A. Walid, "Fingpt-hpc: Efficient pretraining and finetuning large language models for financial applications with high-performance computing," *arXiv preprint arXiv:2402.13533*, 2024.
- [224] X. Zhang and Q. Yang, "Xuanyuan 2.0: A large chinese financial chat model with hundreds of billions parameters," in *Proceedings of the 32nd ACM international conference on information and knowledge management*, 2023, pp. 4435–4439.
- [225] D. Lu, H. Wu, J. Liang, Y. Xu, Q. He, Y. Geng, M. Han, Y. Xin, and Y. Xiao, "Bbt-fin: Comprehensive construction of chinese financial domain pre-trained language model, corpus and benchmark," *arXiv preprint arXiv:2302.09432*, 2023.
- [226] Y. Li, S. Wang, H. Ding, and H. Chen, "Large language models in finance: A survey," in *Proceedings of the fourth ACM international conference on AI in finance*, 2023, pp. 374–382.
- [227] P. B. W. Todt, R. Babaei, and P. Babaei, "Fin-llama: Efficient finetuning of quantized llms for finance," 2023.
- [228] P. Dai Pra, W. J. Runggaldier, E. Sartori, and M. Tolotti, "Large portfolio losses: A dynamic contagion model," *The Annals of Applied Probability*, vol. 19, no. 1, pp. 347–394, 2 2009.
- [229] W.-S. Chen and Y.-K. Du, "Using neural networks and data mining techniques for the financial distress prediction model," *Expert Syst. Appl.*, vol. 36, pp. 4075–4086, 2009.
- [230] J. Sun and H. Li, "Financial distress prediction based on serial combination of multiple classifiers," *Expert Syst. Appl.*, vol. 36, pp. 8659–8666, 2009.
- [231] C. Hung and J.-H. Chen, "A selective ensemble based on expected probabilities for bankruptcy prediction," *Expert Syst. Appl.*, vol. 36, pp. 5297–5303, 2009.
- [232] C.-B. Cheng, C.-L. Chen, and C.-J. Fu, "Financial distress prediction by a radial basis function network with logit analysis learning," *Comput. Math. Appl.*, vol. 51, pp. 579–588, 2006.
- [233] P. K. Tarei, J. J. Thakkar, and B. Nag, "A hybrid approach for quantifying supply chain risk and prioritizing the risk drivers," *Journal of Manufacturing Technology Management*, vol. 29, pp. 533–569, 2018.
- [234] B. Gao, "The use of machine learning combined with data mining technology in financial risk prevention," *Computational Economics*, pp. 1–21, 2021.
- [235] A. Huang, L. Qiu, and Z. Li, "Applying deep learning method in tvp-var model under systematic financial risk monitoring and early warning," *Journal of Computational and Applied Mathematics*, vol. 382, p. 113065, 2021.
- [236] M. Yildirim, F. Y. Okay, and S. Özdemir, "Big data analytics for default prediction using graph theory," *Expert Syst. Appl.*, vol. 176, p. 114840, 2021.
- [237] J. Sun and H. Li, "Listed companies' financial distress prediction based on weighted majority voting combination of multiple classifiers," *Expert Syst. Appl.*, vol. 35, pp. 818–827, 2008.
- [238] R. A. Jarrow and S. M. Turnbull, "Pricing derivatives on financial securities subject to credit risk," *The journal of finance*, vol. 50, no. 1, pp. 53–85, 3 1995.

- [239] M. H. Lubatkin, Z. Simsek, Y. Ling, and J. F. Veiga, "Ambidexterity and performance in small-to medium-sized firms: The pivotal role of top management team behavioral integration," *Journal of management*, vol. 32, no. 5, pp. 646–672, 2006.
- [240] J. Y. Campbell, J. Hilscher, and J. Szilagyi, "In search of distress risk," *The Journal of Finance*, vol. 63, no. 6, pp. 2899–2939, 2008.
- [241] N. Rosenbusch, J. Brinckmann, and A. Bausch, "Is innovation always beneficial? a meta-analysis of the relationship between innovation and performance in smes," *Journal of business Venturing*, vol. 26, no. 4, pp. 441–457, 2011.
- [242] R. A. Jarrow, D. Lando, and S. M. Turnbull, "A markov model for the term structure of credit risk spreads," *The review of financial studies*, vol. 10, no. 2, pp. 481–523, 4 1997.
- [243] C. W. Craighead, J. Blackhurst, M. J. Rungtusanatham, and R. B. Handfield, "The severity of supply chain disruptions: design characteristics and mitigation capabilities," *Decision sciences*, vol. 38, no. 1, pp. 131–156, 3 2007.
- [244] M. D. Odom and R. Sharda, "A neural network model for bankruptcy prediction," in *Proceedings of IJCNN*. IEEE, 1990, pp. 163–168.
- [245] M. J. Maloni and M. E. Brown, "Corporate social responsibility in the supply chain: an application in the food industry," *Journal of business ethics*, vol. 68, no. 1, pp. 35–52, 9 2006.
- [246] B. Baesens, T. Van Gestel, S. Viaene, M. Stepanova, J. Suykens, and J. Vanthienen, "Benchmarking state-of-the-art classification algorithms for credit scoring," *Journal of the operational research society*, vol. 54, no. 6, pp. 627–635, 6 2003.
- [247] C. S. Tang and B. Tomlin, "The power of flexibility for mitigating supply chain risks," *International Journal of Production Economics*, vol. 116, pp. 12–27, 2008.
- [248] E. I. Altman and G. Sabato, "Modelling credit risk for smes: Evidence from the u.s. market," *Monetary Economics*, 2007.
- [249] R. Albuquerque, Y. Koskinen, and C. Zhang, "Corporate social responsibility and firm risk: Theory and empirical evidence," *Social Responsibility in Production & Supply Chain Management eJournal*, 2019.
- [250] G. Kou, Y. Peng, and G. Wang, "Evaluation of clustering algorithms for financial risk analysis using mcdm methods," *Information sciences*, vol. 275, pp. 1–12, 2014.
- [251] H. Zhiguo and X. Wei, "Rollover risk and credit risk," *The Journal of Finance*, vol. 67, no. 2, pp. 391–430, 3 2012.
- [252] S. Wu, O. Irsoy, S. Lu, V. Dabravolski, M. Dredze, S. Gehrmann, P. Kambadur, D. Rosenberg, and G. Mann, "Bloomberggpt: A large language model for finance," *arXiv preprint arXiv:2303.17564*, 2023.
- [253] F. Barboza, H. Kimura, and E. Altman, "Machine learning models and bankruptcy prediction," *Expert Systems with Applications*, vol. 83, pp. 405–417, 2017.
- [254] P. E. Mistrulli, "Assessing financial contagion in the interbank market: Maximum entropy versus observed interbank lending patterns," *Journal of Banking & Finance*, vol. 35, no. 5, pp. 1114–1127, 2011.
- [255] B. Chae, "Insights from hashtag #supplychain and twitter analytics: Considering twitter and twitter data for supply chain practice and research," *International Journal of Production Economics*, vol. 165, pp. 247–259, 2015.
- [256] B. Imbierowicz and C. Rauch, "The relationship between liquidity risk and credit risk in banks," *Journal of Banking & Finance*, vol. 40, pp. 242–256, 3 2014.
- [257] J. Ericsson, K. Jacobs, and R. Oviedo, "The determinants of credit default swap premia," *Journal of financial and quantitative analysis*, vol. 44, no. 1, pp. 109–132, 2 2009.
- [258] D. Cheng, Y. Tu, Z.-W. Ma, Z. Niu, and L. Zhang, "Risk assessment for networked-guarantee loans using high-order graph attention representation," in *Proceedings of IJCAI*, 2019, pp. 5822–5828.
- [259] D. Cheng, X. Wang, Y. Zhang, and L. Zhang, "Risk guarantee prediction in networked-loans," in *IJCAI International Joint Conference on Artificial Intelligence*, 2020.
- [260] J. Sun, H. Fujita, P. Chen, and H. Li, "Dynamic financial distress prediction with concept drift based on time weighting combined with adaboost support vector machine ensemble," *Knowledge-Based Systems*, vol. 120, pp. 4–14, 2017.
- [261] S. Hochreiter and J. Schmidhuber, "Long short-term memory," *Neural computation*, vol. 9, no. 8, pp. 1735–1780, 1997.
- [262] A. Vaswani, N. Shazeer, N. Parmar, J. Uszkoreit, L. Jones, A. N. Gomez, L. Kaiser, and I. Polosukhin, "Attention is all you need," *Advances in neural information processing systems*, vol. 30, 2017.
- [263] K. Simonyan, A. Vedaldi, and A. Zisserman, "Deep inside convolutional networks: Visualising image classification models and saliency maps," *arXiv preprint arXiv:1312.6034*, 2013.
- [264] F. Yang, S. K. Pentylala, S. Mohseni, M. Du, H. Yuan, R. Linder, E. D. Ragan, S. Ji, and X. Hu, "Xfake: Explainable fake news detector with visualizations," in *WWW*, 2019, pp. 3600–3604.
- [265] H. Yuan, H. Yu, J. Wang, K. Li, and S. Ji, "On explainability of graph neural networks via subgraph explorations," in *ICML*, 2021, pp. 12 241–12 252.
- [266] X. Wang, Y. Wu, A. Zhang, F. Feng, X. He, and T.-S. Chua, "Reinforced causal explainer for graph neural networks," *IEEE Transactions on Pattern Analysis and Machine Intelligence*, 2022.
- [267] R. Li, Y. Cao, Q. Zhu, G. Bi, F. Fang, Y. Liu, and Q. Li, "How does knowledge graph embedding extrapolate to unseen data: a semantic evidence view," in *AAAI*, 2022, pp. 5781–5791.
- [268] Z. Zhang, Q. Liu, H. Wang, C. Lu, and C. Lee, "Protggn: Towards self-explaining graph neural networks," in *AAAI*, 2022, pp. 9127–9135.



Huaming Du received his M.S. degree from China University of Petroleum, Beijing, China, in 2018. He is currently pursuing the Ph.D. degree in Southwestern University of Finance and Economics, Chengdu, China. His research interests include Fintech, reinforcement learning, and graph representation learning. He has published papers in conferences and journals such as KDD, IEEE TKDE, IEEE TETC, etc.



Xingyan Chen received the Ph. D degree in computer technology from Beijing University of Posts and Telecommunications (BUPT), in 2021. He has published papers in the IEEE TMC, IEEE TCSVT, IEEE TII, and IEEE INFOCOM etc. His research interests include Multimedia Communications, Multi-agent Reinforcement Learning and Stochastic Optimization.



Yu Zhao received the B.S. degree from Southwest Jiaotong University in 2006, and the M.S. and Ph.D. degrees from the Beijing University of Posts and Telecommunications in 2011 and 2017, respectively. He is a Professor at the Southwestern University of Finance and Economics. His current research interests include artificial general intelligence, natural language processing, knowledge graph, fintech. He has authored more than 30 papers including IEEE TKDE, IEEE TNNLS, IEEE TMC, IEEE TMM,

ACL, ICME, etc.



Qing Li received his PhD degree from Kumoh National Institute of Technology in February of 2005, Korea, and his M.S. and B.S. degrees from Harbin Engineering University, China. He is a postdoctoral researcher at Arizona State University and the Information & Communications University of Korea. He is a professor at Southwestern University of Finance and Economics, China. His research interests include natural language processing, FinTech. He has published more than 70 papers in the prestigious

refereed conferences and journals, such as IEEE TKDE, ACM TOIS, AAAI, SIGIR, ACL, WWW, etc.



Fuzhen Zhuang received the PhD degree in computer science from the Institute of Computing Technology, Chinese Academy of Sciences. He is currently a full Professor in Institute of Artificial Intelligence, Beihang University, Beijing 100191, China. His research interests include Machine Learning and Data Mining, including Transfer Learning, Multi-task Learning, Multi-view Learning and Recommendation Systems. He has published more than 100 papers in the prestigious refereed conferences and journals, such as KDD, WWW, SIGIR, ICDE, IJCAI, AAAI, EMNLP, Nature Communications, IEEE TKDE, ACM TKDD, IEEE T-CYB, IEEE TNNLS, ACM TIST, etc.



Fuji Ren received the PhD degree in 1991 from the Faculty of Engineering, Hokkaido University, Japan. He has been the president of the AIA International Advanced Information Institute since 2003. His research interests include artificial intelligence, language understanding and communication, and affective computing. He is a member of the IEICE, CAAI, IEEJ, IPSJ, JSAI, AAMT, a senior member of the IEEE, a vice president of CAAI, and a fellow of the Japan Federation of Engineering Societies.



Gang Kou is a Distinguished Professor of Chang Jiang Scholars Program in Southwestern University of Finance and Economics, managing editor of International Journal of Information Technology & Decision Making (SCI) and managing editor-in-chief of Financial Innovation (SSCI). He is also editors for other journals, such as: Decision Support Systems, and European Journal of Operational Research. Previously, he was a professor of School of Management and Economics, University of Electronic Science and Technology of China, and a research scientist in Thomson Co., R & D. He received his Ph.D. in Information Technology from the College of Information Science & Technology, Univ. of Nebraska at Omaha; Master degree in Dept of Computer Science, Univ. of Nebraska at Omaha; and B.S. degree in Department of Physics, Tsinghua University, China. He has published more than 100 papers in various peer-reviewed journals. Gang Kou's h-index is 57 and his papers have been cited for more than 10000 times. He is listed as the Highly Cited Researcher by Clarivate Analytics (Web of Science).