

Title: The Impact of US Medical Product Regulatory Complexity on Innovation: Preliminary Evidence of Interdependence, Early Acceleration, and Subsequent Inversion

Author: Iraj Daizadeh, PhD, Global Regulatory Affairs, Takeda Pharmaceuticals, 40 Landsdowne St.

Cambridge, MA, 02139, [iraj.daizadeh@takeda.com](mailto:iraj.daizadeh@takeda.com), ORCID: 0000-0003-3648-023X

JEL Classification: L51

Abstract: Is the complexity of medical product (medicines and medical devices) regulation impacting innovation in the US? If so, how? Here, this question is investigated as follows: Various novel proxy metrics of regulation (FDA-issued guidelines) and innovation (corresponding FDA-registrations) from 1976-2020 are used to determine interdependence, a concept relying on strong correlation and reciprocal causality (estimated via variable lag transfer entropy and wavelet coherence). Based on this interdependence, a mapping of regulation onto innovation is conducted and finds that regulation seems to accelerate then supports innovation until on or around 2015; at which time, an inverted U-curve emerged. If empirically evidentiary, an important innovation-regulation nexus in the US has been reached; and, as such, stakeholders should (re)consider the complexity of the regulatory landscape to enhance US medical product innovation. Study limitations, extensions, and further thoughts complete this investigation.

Keywords: Medical product, innovation, regulation, economics, US FDA, inverted U-curve

## 1. Introduction

### 1.1 An Overview of Regulation and Innovation: Theoretical and Empirical Underpinnings

A common and prevailing discourse in regulated markets – such as those of medical products, energy and electric power, motor vehicles, air transportation, fishing, and telecommunications – relates to the impact of regulation<sup>1</sup> onto innovation<sup>2</sup> (Stewart, 1981). Typically, the dialogue evolves to one of competition, as it is generally thought that (de) regulation may (increase) decrease innovation, most visibly when competition among firms is fierce (viz., ‘neck-to-neck’) (Aghion et al, 2014). Two quasi-opposing canonical theories describe this association (Aghion et al., 2014; Franco, et al., 2016): The Schumpeterian Effect (Schumpeter, 1942) considers innovation profits gained via those capable of investing in such activities (large actors with market hegemony), while dissimilarly the Escape Competition Effect (Arrow, 1962) regards the economic costs incurred by the entry of disruptive technologies by these same actors (that is, an inertia to adapt to new market entrants due to a cost/revenue stabilizing force of the ‘status quo’). Both arguments find some level of reconciliation when the relationship between competition and innovation present as an inverted U-shaped; that is, a threshold exists where the rates of competition (regulation) begin to impede innovation (or vice versa). Supportive empirical evidence has been observed across a select set of geographies and sectors (Aghion, et al., 2005; and most recently, Polemis and Tselekounis, 2021<sup>3</sup> and Pan et al., 2022). See Quignon (2022) and Bentzen et al. (2021) (and references therein) for brief reviews and ancillary extrapolations to further characterize the interdependence.

Corollary inquiries beyond the regulation-competition-innovation axes originate from axiomatic assumptions of the role of regulation and innovation (see Stewart, 1981 footnote 71, page 1278),

---

<sup>1</sup> Herein, defined broadly as a collection of laws, regulations, and guidelines.

<sup>2</sup> Herein, defined broadly as the discovery, development and delivery of novel products and services.

<sup>3</sup> Ribeiro et al. (2022) found a “innovation stimuli regulation” achieving positive response in a similar dataset.

specifically through placing technical constraints on the firm (what can and cannot be done), (en)forcing compliance investments (in people, processes, and systems), evolving complexity (and thus temporal uncertainty), and perceived delays (e.g., due to internal and external regulatory reviews) (ibid, see Section A, page 1279 and footnote 72). Arguably, these works generally view the problem from both legal and economic lenses unidirectionally. For example, following Bentzen et al. (2021), regulatory flexibility (interpretability of the regulatory landscape) exists as a competitive advantage when the firm may quickly (compared with competitors) make pertinent alterations in its people, processes, and systems to embrace a recent regulatory change (ibid, page 9). However, the flexibility may be challenging if the regulation is complex (and thus difficult to decipher). Market innovations would reflect the complexity of the regulations embedded within it (e.g., new product labeling). Complexity drives competitive advantage in terms of how the firm responds to the complexity of the imposing regulation (ibid, page 10). Ultimately, this perspective feeds into the institutional innovation of the firm (Almalki and Durugbo, 2022).

Alternatively, regulation inspiring innovation has also been investigated, particularly when there is interest in nurturing a novel technology. Notably 'green energies' and more generally electricity are clear examples of such initiatives (see, e.g., Schreiber, 2022; Clausen, 2022; Ribeiro et al., 2022). In this framework, and using the environmental sector as reference, regulation may be used to "support and steer innovation, if constructed properly (Clausen, 2022, section 1.1, page 2)." Under the thesis of the 'Porter hypothesis' strict environmental regulation may actually trigger innovation, albeit there is some general disagreement in the literature in the general case (see, e.g., Prokop et al., 2022). This work has led to the Innovation Triple Helix, a theory placing regulation as the center of innovation – embracing industry, regulatory authorities, and academia/researchers (ibid).

Now, as there are 3.12M publications on scholar.google.com,<sup>4</sup> however pertinent the above presents only a (very small) portion of the literature space of regulation and innovation. To the author's knowledge, there is no one theoretical model that may completely explicate the interplay between regulation and innovation, albeit progress has been made in both the regulatory and innovation landscapes to understand its drivers (see, e.g., the 10 lessons from Prokop et al., 2022). In what follows, the above is leveraged (among other literature) to construct a view of regulation-innovation within the framework of US medical products.

---

<sup>4</sup> Dated 12-Nov-2022 at 11:34am under 'Any time' 'sort by relevance', not including citations.

## 1.2 An Overview of US Medical Product Development: Medicines and Medical Devices

Medical product (medicine (drug) and device<sup>5</sup> – see Table 1 for definitions) development<sup>6</sup> is a complicated pursuit (unfortunately, no single reference is sufficient to provide a cradle-to-grave view of the ever-evolving global medical product development process; readers may start, however, here: Blass, 2021; Ogrodnik, 2019). While there are extensive discussions on both drug and device development in the literature, at a high level, the author likes to consider the processes in terms of 4 steps: viz., Discovery, Development, Delivery, and Life-Cycle Management (LCM). Following Figure 1, ‘Discovery’ generally refers to identifying the intended patient population, reflecting on the unmet patient need and any standard of care, documenting the requirements of a successful medical product (aspirational mechanism of action, posology, safety, efficacy, and quality (e.g., storage considerations) profiles), constructing (formulating) the medical product(s), and performing the requisite chemical, biological, and nonclinical (non-human animal) testing (ibid). ‘Development’ effectively translates into clinical research – starting from first-in-human (either subjects with disease or healthy volunteers) and continuing to a point when the accumulated clinical data comprising the marketing authorization application has been completed. Manufacturing scale-up and completion of various other ancillary (e.g., chronic toxicology) studies occurs during this time (Fregni and Illigens, 2018). ‘Delivery’ comprises the Food and Drug Administration (FDA, Agency, US Health Authority (HA)) review and registration process and subsequent physical delivery of the FDA-approved medical product to the point-of-care (Mantus and Pisano, 2014). ‘Life Cycle Management’ seeks to maintain FDA-registration of the medical product, optimize commercial viability, and considers the impact of its demise (Hansen and Ellergy, 2012). This paradigm is applicable to medicines (novel, generic, biosimilars) as well as complex, high risk medical devices (under

---

<sup>5</sup> Combination products, either device/device, drug/device, or drug/drug, add an additional layer of technical complexity. In this work, if there is at least one FDA registration package, the concept is included in the dataset.

<sup>6</sup> Note: The term ‘development’ is used in 2 different ways as is common in the industry: generally, as in ‘drug development,’ specifically, as in (e.g.,) ‘clinical development’ (viz., human testing, respectively).

the Premarket Approval (PMA) scheme). Less complex medical devices may adopt the same model yet omitting certain concepts such as animal / human testing as well as FDA approval, adhering to an FDA clearance process for registration based on extrapolation from prior art (viz., under FDA Premarket Notification (PMN; 510k) scheme). The entirety of the process is 'owned' by one or more sponsors, and may take up to decades to complete, costing significant investment in the hopes of yielding greater returns than investment to (in part) plow-back as reinvestment into continued product development (see, e.g., Kaitin and Gets, 2022).

With minor exception, each regulatory stage ('discovery,' 'development,' 'delivery,' and 'life cycle management') is under generally increasing levels of regulatory control, with 'discovery' effectively relatively unburdened until the initiation of animal studies, while that of delivery and/or life cycle having relatively significant regulatory controls. The contemporary drug and/or device development firm may conduct one or more innovation-related activities in serial or in parallel, in one or more jurisdictions, and/or either by itself or through some sort of partnership (see, e.g., Melnychuk et al., 2021, de Villemeur et al., 2022).

As a direct consequence of the complexity, medical product development has an intricate supply and demand dynamic. Supply side influences include explicit (e.g., buildings, instruments, materials, patents; access to infrastructure) and tacit (e.g., know-how and trade-secrets; ability to rapidly learn/adapt) knowledge (see, e.g., Kalcheva et al., 2018; Reinhardt, 2001, Allarakhia and Walsh, 2011). In part, using bio-center / clustering access and global recruitment have been used to reduce the friction (see, e.g., Williams and Pouder, 2020; Kim and Kim, 2018; Pereira et al., 2020; Rosiello and Orsenigo, 2008).

Demand pressures include value propositions for healthcare providers to prescribe the medical product as well as ability of the individual patient to access a medical product within the healthcare system (see, e.g., Ellis and McGuire, 1993). As implied in the introduction above, the industrial medical product

infrastructure also is coupled to a macro-, meso-, and micro-economic landscape, which has been heavily influenced by various forces including that of an evolving regulatory framework.

### 1.3 An Overview of US Medical Product Regulation: Medicines and Medical Devices

As mentioned, in the United States (not unlike other jurisdictions), the processes to discover, development, deliver, and maintain a medical product are regulated under the auspices of a regional health authority, the FDA. This Agency (among others (e.g., US United States Department of Agriculture (USDA), Education (Education), and Labor (DOL)), in addition to its supervisory department, Health and Human Services (HHS)) follow a process to implement laws and subsequently (working with affected industry) educate its stakeholders of the agency's current thinking on its implementation (GAO, 2015). In the US, as defined within the Administrative Procedure Act (APA) and described in Figure 1 of GAO (2015), congress through its processes enacts laws, which may empower certain agencies; these affected agencies would then construct regulations based on the statutes codified in associated laws: worth nothing that both laws and regulations are legally binding. Importantly, certain agencies, such as the FDA, further explicate their interpretations of these regulations through "Guidance," which are not legally binding. The FDA guidance documentation and promulgation processes are further refined, under 21 U.S.C. § 371(h), that "directed the agency to evaluate the effectiveness of its practices and develop and issue regulations specifying its procedures, (ibid, page 10), clarified its Good Guidance Practices (ibid, page 10-11), and introduced a 2-level scheme, whereby Level 1 documents "set forth initial interpretations of statutory or regulatory requirements; (ii) Set forth changes in interpretation or policy that are of more than a minor nature; (iii) Include complex scientific issues; or (iv) Cover highly controversial issues,"; and Level 2 documents the remaining (not Level 1) (see 21 C.F.R. 10.115<sup>7</sup>). Importantly, the "Agency may not use documents or other means of communication that are excluded from the definition of guidance document to informally communicate new or different regulatory expectations to a broad public audience for the first time. These GGP's must be followed whenever

---

<sup>7</sup> Accessible at: <https://www.accessdata.fda.gov/scripts/cdrh/cfdocs/cfcfr/cfrsearch.cfm?fr=10.115> accessed on 14-Nov-2022.



regulatory expectations that are not readily apparent from the statute or regulations are first communicated to a broad public audience (21 CFR 10.115(e)).” The process integrates public feedback at certain times during the process (see Section I in Paradise and Bavlsik (2020) for more details; Gusmano, 2013 for general introduction to public feedback on FDA decision making; Executive Order: 13891<sup>8</sup> may have directly affected guidance construction).<sup>9</sup>

As an aside, the above complex process may be simplified through the lens of knowledge economizing theory considering the dimensions of (1) codification: the degree to which data can be written; (2) abstraction: the degree to which the data can be understood; and (3) diffusion: the degree to which the data can be effectively communicated to an audience (Daizadeh, 2006). Laws are generally conceptual, typically requiring an Agency to further define (regulation). Oftentimes, these regulations may require further granularity using case studies and/or other illustrative means to assist the reader in deciphering the law/regulation into actual working practice (guidance). In other words, the process allows concretization (less abstraction) of the concept of the intended law into day-to-day practice via greater codification and more specificity of the audience. Working backwards, the presence of a guideline (or guidelines) is a need to de-complexify a law and its accompanied regulations, directly inferring that the guideline may be construed as a metric of complexity. In some sense, the more guidelines for a given law (or laws), the more complex the regulatory framework enacted.

In the US, the legislative backdrop of medical product regulation rests on the Food, Drug, and Cosmetic Act, which was enacted in the mid-1930s. New or amended medical product laws were enacted

---

<sup>8</sup> Accessible at: <https://www.federalregister.gov/documents/2019/10/15/2019-22623/promoting-the-rule-of-law-through-improved-agency-guidance-documents> accessed on 14-Nov-2022.

<sup>9</sup> The term ‘guideline’ is used here interchangeably with guidance as it is more succinct, easier to understand to a reader, and used across jurisdictions (e.g., in Europe). The author notes that the FDA collectively defines such documents as: “Guidance Document,” “Compliance Policy Guides,” “Special Controls Documents,” “Small Entity Compliance Guides,” “Information Sheets,” “Good Review Practices,” “Industry Letters,” “Manuals,” “Concept Papers,” and “Memoranda,” on the FDA website: <https://www.fda.gov/regulatory-information/search-fda-guidance-documents>, and exercises its authority of such documents under 21 CFR 10.115(b1-b3).

intermittently until the 1970s, and then significantly accelerated into the 1990s and the beginning of the 21<sup>st</sup>-century (see <sup>10</sup>, Table 1 in Daizadeh (2022) and Daizadeh (2020)). Tangentially, but of significant import to this work, in the 1970s, it may be hypothesized that the perceived complexity of the laws and ensuing regulations drove the FDA to release its first medical product guidelines (medicines in 1975 and medical devices in 1976). Subsequently, the number and variety of MP guidelines evolved dramatically over the years via a cobra-like pattern for medicines and relatively constant manner (until the acceleration in mid-2010s) for medical devices (Daizadeh, 2020, 2021, 2022) (see Figure 3 and Figure 4 (Bottom)). The time lag in this process (from conception to promulgation) of a guidance has not been studied to the author's knowledge but may be of the order of months to years.

As mentioned, the degree of FDA oversight of the process increases over time, mostly burgeoning at animal testing (when applicable) and peaking at time of application (prior to registration due (in part) to the protection of the population (as the medical product would be 'on the market')). Generally, the registration process is initiated when an application<sup>11</sup>, which describes the safety, efficacy, and quality of the medical product, is submitted by the sponsor(s) and received by the FDA. In principle, then, the application itself represents – in the sponsor(s)' view – the cumulative sum of all prior investments (inputs) with the hope of FDA-registration so that the firm may begin to collect economic rents by

---

<sup>10</sup> <https://www.fda.gov/about-fda/fda-history-exhibits/brief-history-center-drug-evaluation-and-research>, <https://www.fda.gov/media/109482/download>, <https://www.fda.gov/about-fda/fda-history-research-tools/researching-fda-published-secondary-sources#General%20Sources>, and <https://www.fda.gov/medical-devices/overview-device-regulation/history-medical-device-regulation-oversight-united-states> accessed on 11-Nov-2022

<sup>11</sup> PMA: 21 CFR 814 accessible at:

<https://www.accessdata.fda.gov/scripts/cdrh/cfdocs/cfcfr/cfrsearch.cfm?cfrpart=814> accessed on 14-Nov-2022;

PMN: 21 CFR 807 accessible at:

<https://www.accessdata.fda.gov/scripts/cdrh/cfdocs/cfcfr/cfrsearch.cfm?fr=807.92> accessed on 14-Nov-2022;

New Drug Application (NDA): 21 CFR 314 accessible at:

<https://www.accessdata.fda.gov/scripts/cdrh/cfdocs/cfcfr/CFRSearch.cfm?CFRPart=314> accessed on 14-Nov-2022;

Biologics License Application (BLA): 21 CFR 601 accessible at:

<https://www.accessdata.fda.gov/scripts/cdrh/cfdocs/cfcfr/CFRSearch.cfm?CFRPart=601> accessed on 14-Nov-2022;

Abbreviated New Drug Application (ANDA): 21 CFR 314.94 accessible at:

<https://www.accessdata.fda.gov/scripts/cdrh/cfdocs/cfcfr/cfrsearch.cfm?fr=314.94> accessed on 14-Nov-2022;

delivering an FDA-registered medical product to the applicable population within the jurisdiction. Thus, the total number of medical product applications would be the ideal vehicle to track the evolution of medical product development in the US. Unfortunately, however, the FDA does not release specific information related to medical products (either medicines or medical devices) applications unless the application led to successful registration (Huneycutt, et al., 2020<sup>12</sup>). A view on the monthly number of FDA-registrations is presented in Figure 2 and Figure 4 (top).

#### **1.4 Hypothesis: Is US medical product development impacted by regulation? If so, how?**

This work considers the following assumptions to build a testable infrastructure to test this hypothesis:

- (1) FDA-issued guidelines and FDA-registrations may be used as indices to investigate the impact (if any) of regulation onto medical product development (innovation).

Onur and Söderberg (2020) used “all product market approvals in the high-risk medical device market over the 1978-2007 period,” equating to PMAs and PMA supplements to investigate the “effect of variation in regulatory review time on firms’ choices between radical and incremental innovations.” The authors state that this was the first time to their knowledge that such data was used in the (economics) literature. Daizadeh (2020, 2021a, 2021b) investigated structural temporal breaks and business cycles latent in FDA-registrations (medicines and medical devices) and showed cointegration between FDA-registered medicines and FDA-issues guidances. To the author’s knowledge, there are no other works that use FDA-registration data to pursue an investigation into the innovation dynamics of medical product development.

As presented in Table 1, there are several types of FDA approval pathways – each pathway specifying a unique input and output, which may have economic value. Onur and Söderberg (2020)’s reasonably

---

<sup>12</sup> No specific reference was found to medical device FDA transparency measures specifically on public disclosure of negative registrational outcomes.

used PMA data to investigate radical innovations, as the legal nature of the PMA reflects the innovative structure of novel (non-substantially equivalent and thereby 'radical') medical devices. Similarly, in this work, the index 'innovation' is a natural reflection of the innovative (e.g., incremental versus radical) spirit behind the legal mechanisms yielding each type of FDA registrational process. The monthly value of the innovation index is the monthly sum of FDA-registrations of medical devices and medicines. The former is defined as the sum of the monthly number of PMAs and PMNs; that is, the monthly number of medical devices developed under either the PMA (radical) and PMN (incremental) pathway. The latter is defined as the sum of the monthly number of new (radical) and supplemental (incremental) biologic (radical), drug (radical), generic (incremental), and biosimilar (incremental) applications<sup>13</sup>.

Importantly, these innovation-related data reflect successful (defined as the ability to transform (tangible and intangible) input into a marketed asset (output)) sponsors, irrespective of size, geographical dispersion, market hegemony, number, and kind of partnerships, and so on. These interesting variables may be investigated based on these data, given the large degree of metadata associated with each FDA-registration data record.

Medical product guidelines have received considerable attention by various stakeholders in the literature. Oftentimes, these discussions focus on the impact of one or more guideline(s) on a specific aspect of the process (see, e.g., Samaei, et al., 2022; Tarver and Neuland, 2021) or of the medical product (or class) itself (see, e.g., Renukuntla et al, 2022). Much less often, there is a request for more guidance (see, e.g., Fanse et al., 2022). Daizadeh (2021a, 2022) provided the first commentary to the author's knowledge not only suggesting that an assessment of guidelines should be performed as to better understand the effectiveness of such guidances to the medical product industry but also to resolve any perceived gaps (e.g., when a new guidance would be appreciated or needed). A completely

---

<sup>13</sup> One could argue that the introduction of generics and biosimilars (specifically) were radical in spirit due to the degree of data requirements to obtain FDA registration (particularly, those of biosimilars).

missed opportunity, however, is the use of medical product guidelines as a metric in itself – e.g., as a proxy for regulatory complexity (regulation) – a high (low) number of guidelines over a given time-period may indicate periods of a need for high (low) policy interpretation intensive activities. This is the intention behind the use of this data to support this investigation.

As discussed in the conclusionary section, the author believes that in totality this data set is worthy of significant investment by the research community investigating the effectiveness of market product development in the United States, given its informativeness, ease of access, and degree of metadata.

- (2) The time evolution of these metrics (FDA-issued guidelines and FDA-registrations) provide insight into medical product development.

FDA-registration and FDA-issued guidelines data are date-stamped; the application, various administrative actions, and the resultant registration are officially managed by the FDA administrative processes; thereby, creating a reliable flow of data over time – effectively, a time series. Accumulating the data into a per monthly time series allows for – importantly visualizing the flow of registrations as well as significantly easing computation including performing comparability studies.

Recall that it may take decade or longer from ideation to registration of a medical product. Waves of registration therefore may indicate waves of medical product innovativeness; ebbs in registration may indicate innovative abysses. Similarly, for guidances: waves of new guidances may imply waves of new and complex medical product legislation; ebbs in guidelines, concordantly, may imply periods of lack of legal innovation. The requirement for new medical product legislation may be due to accommodating new technologies (e.g., cell and genetic therapies<sup>14</sup>), further research in a specific target population

---

<sup>14</sup> FDA Guidance for Human Somatic Cell Therapy and Gene Therapy. Guidance for Industry. March 1998. Docket Number: FDA-2009-D-0132-0016. Accessible from <https://www.fda.gov/regulatory-information/search-fda-guidance-documents/guidance-human-somatic-cell-therapy-and-gene-therapy>. Accessed on 11-Nov-2022

(e.g., Pediatric Research Equity Act of 2003), or enabling novel processes (e.g., real-world evidence<sup>15</sup>). As an aside, it is interesting that while patents have enjoyed much interest as an indicator in the innovation, econometrics, and scientometrics literatures (see, e.g. Nagaoka, 2010), there is (as mentioned) hardly any mention of registration of a medical product, which involves much more innovative capabilities (which unlike a patent (or group of patents) only requires brief innovative attributes (viz., (1) appropriate subject matter, (2) utility, (3) novelty, (4) non-obviousness, and (5) enablement (under 35 United State Code)). The medical product indices (along with other metadata located with the associated records) presented here are truly informative of innovativeness given their role as a recipient of the various discovery, development, delivery, and life-cycle investments.

(3) The interplay of these metrics reflects, as proxies (surrogates), the impact of one metric on the other; that is, their cointegration is causally informative.

Daizadeh (2020) found that medicinal FDA-registrations and FDA-issued guidances were cointegrated implying a potential causal relationship. Given the complexities of the time series (non-stationarity, non-linearity, multiple structural change points), however, causality assessments were not performed at the time. Cognizant of the difference in time lags (a registration may take a decade or so, while a guidance may take months to years), it would make sense for such integration between these (and the other) time series data at a certain level. The reason for this lies in the purpose of the guidance document itself. If guidances are meant (in certain cases) to facilitate medical product development in a certain area (let's say orphan medicines), then it may be predicted that there would be an imbalance in the number of registrations in that specific topic area shortly thereafter. Or, if guidances are meant (in certain cases) to facilitate or expedite compliance of some type (e.g., COVID-19 diagnostic kits), such

---

<sup>15</sup> Framework for FDA's Real World Evidence, dated: Dec 2018. Accessible from <https://www.fda.gov/media/120060/download>. Accessed on 11-Nov-2022

guidances may be promulgated shortly after such a technology were introduced. Further discussion on this circulate (co)integration is to be presented in the discussion section.

Beyond correlation, cointegration may imply potential causation (Granger, 1988) and thus provides the theoretical foundations for inter-variable interdependency. In our case, interdependency would allow for a direct view (through regression) of regulation and innovation using the proxy (surrogate) metrics (viz., FDA-issued guidances and FDA-registrations), the goal of this work.

This paper is outlined as follows: First, the conceptual model and data collection is outlined. Second, we present the overall approach to analysis. Third, the results of the analysis are presented and interpreted. Lastly, the paper concludes with a summary statement, and a discussion on the limitations of approach and potential directions for future investigations.

## 2. Conceptual Model and Empirical Data

### 2.1 Conceptual Model

Guided by Figure 1, and contextualized by the introductory statements above, a general conceptual framework may be considered as follows:

$$Eq. 1. \{MPI(t)\} \\ = \{Extrinsic(t)\} + \{Intrinsic(t)\} + \{Instinsic (t) | Extrinsic (t)\} + \{Stochastic(t)\}$$

Here, the left-hand side of Equation 1 reflects represents the time-dependent total innovative capacity of the medical product (MPI) sector comprised of all sponsors which has successfully prosecuted at least one FDA-registered medical product (medical device or medicine). The right-hand side of Equation 1 is comprised of a combination of states of extrinsic, intrinsic, and stochastic influences. We note that there may exist a state in which there is a co-existing mixture of intrinsic conditional to an extrinsic force. For

our specific context, a good example may be a new or updated regulation (extrinsic) that may result in hiring of a certain skill set (intrinsic) to perform a specific task under the compliant process.

The key assumption of this model is that  $MPI$  would be proportional to a medical product regulatory (MPR) influence of an unknown degree (denoted by  $\alpha$ ), which would be time dependent as both the regulations and the subsequent interpretation and implementation by the firm would be serially correlated (with some time unknown time lag); i.e.,

$$Eq. 2 \quad \{MPI(t)\} \propto \{MPR(t)\}^\alpha$$

However, Eq. 2 conceptually recognizes that the regulation-innovation relationship is relatively weak relative to other factors influencing the medical product development lifecycle, such as risks to technical success (van der Graaf, 2022) or access to financing (Lo and Thakor, 2022), and so on.

A metric for MPI is assumed to be the sum of FDA-registered medical products, defined as the sum of medicinal (BLA, NDA, ANDA and corresponding supplements) and medical device (PMA, PMN) registrations. It is understood that each FDA-registration equates to an innovative success (as market access is formally not allowed if registration cannot be attained) for given medical product (asset,  $a$ ) in at least one approved indication ( $i$ ) from a named sponsor(s) (firm,  $f$ ) at a given timestamp  $t$  (which is aggregated over a given month,  $t'$ ), as follows:

$$Eq. 3 \quad \{MPI\}_{t'} \\ = \sum_{f,ai} (Medicines + Medical Device Registrations)_t \\ = \sum_{f,ai} (BLA + sBLA + NDA + sNDA + ANDA + sANDA)_t$$

The regulatory influence would be assumed to be defined as the monthly tally of all FDA-issued guidelines, which takes on the form, for a given medical product or process overseeing medical product development:



$$Eq. 4 \quad \{MPR\}_t = \sum_{p,ai} (Medicines + Medical Devices Guidelines)_t$$

The question posed is to empirically test the existence of an interdependency between MPI and MPR, and, if existence is confirmed, the order of the proportionality,  $\alpha$ .

## 2.1 Data Sources

The method for data-collection, data-cull, and data-formatting have been previously described in the literature (Daizadeh, 2020; 2021a; 2021b; 2021c; 2022a; 2022b). While the method is summarized below, the data itself is available in the Appendix for reproducibility and extension by the reader.

- MPR: The Medical Product Regulatory metric is constructed through summing the monthly number of FDA-registered medical devices and medicines, obtained via the following algorithm:
  - Medical Devices: PMNs and PMAs data obtained from the FDA websites: <https://www.fda.gov/medical-devices/510k-clearances/downloadable-510k-files> and <https://www.fda.gov/medical-devices/device-approvalsdenials-and-clearances/pma-approvals>. The data were read into EXCEL, the monthly counts derived.
  - For medicines, the following field ‘All Approvals and Tentative Approvals by Month’ was used on the collecting report from the site: <https://www.accessdata.fda.gov/scripts/cder/daf/>. The report included any original or supplemental biologicals (BLA/sBLA), new (NDA/sNDA) or abbreviated (including tentative ANDA/sANDA) approved by the Center for Drug Evaluation and Research (CDER). Unfortunately, the reports do not include applications or supplements approved by the Center for Biologics Evaluation and Research (CBER), as these are currently unavailable via the FDA websites. Upon entry into the data-repository via the website, the number of monthly approvals from May 1976 to December 2020 was then

determined. The values were then imported into Excel, monthly counts derived, and summed with that of the medical device data described above.

- MPI: The Medical Product Innovation metric is constructed from data obtained from FDA repository accessible at: <https://www.fda.gov/regulatory-information/search-fda-guidance-documents>. For medicines, the Product filter was used to collect those from Biologics and Drugs, or FDA Organization for CDER; for MDs, the FDA Organization for CDRH was used. Each search produced data that was exported to Excel, in which the data was integrated, manually culled, duplications removed, and monthly values tallied.

The totality of the data was then exported from Excel, via a comma-separated file, and imported into the R Program for data analyses (R Core Team, 2022: R version 4.2.1 (2022-06-23 ucrt)).

### **3. Analyses and Results**

On a high level, the general algorithmic (heuristic) approach for this analysis is as follows: calculate descriptive and dynamic statistics to inform on methodology for assessing interdependence, which is (weakly) defined as non-spurious correlation with bi-directionally (symmetrically) causality (Back and Tarver, 1959; Pasinetti, 2019). If evidence of interdependence is elucidated, then proceed to regression analysis to estimate  $\alpha$ .

#### **3.1 Determine Descriptive and Dynamic Statistics of the Variables in the Study**

There are 6 time series of interest: The four (bases of the investigational space); i.e., the monthly number of FDA-registered medical devices (MDs) and medicines, and the corresponding FDA-issued MD and Medicines guidelines. The two derived time series: the monthly number of FDA-registered medical products (MPI) and corresponding FDA-issued medical product guidelines (MPR) (each respectively derived from a sum of the underlying time series). Given that it is anticipated that MPI is weakly associated with MPR, the cumulative sum was used to increase signal-to-noise ratio. Structurally, this

approach is sensible as ongoing maintenance to retain the registrational status; similarly, guidances continue to be used of reference even though they may be tactical value. It is possible that the registrational status or guidance document is rescinded (withdrawn) by FDA (see, e.g., in the case of accelerated approvals for cancer drugs<sup>16</sup>). Assuming such cases are rare, these approach or results are not considered to be affected, however, additional testing is necessary to check accordingly (as future work). A time-dependent representation of the evolution of the variables presented in the study are presented in Figures 2-5.

The baseline statistics of the time series including descriptive and dynamic characteristics of the variables used in this study are presented in Tables 2-4 (Revelle, 2022; Gross and Ligges, 2015; Trapletti and Hornik, 2022; Qiu, 2015; Garcia, 2022; Hyndman, et al., 2022; Hyndman and Khandakar, 2008; Leschinski, 2019; Ollech, 2021; Wei and Simko, 2021; Harrell, Jr., F, 2022). In summary, it is found that the time series characteristics vary in terms of skew, kurtosis, normality, linearity, and seasonality. All time series were nonstationary with long-memory. There is a significant time lag (on the order of 1-3 years) for both registrations as well as guidelines (Table 3). These time lags suggest latent waves of registrations and guidelines promulgations that may reflect the productivity of industry (see, e.g., Daizadeh, 2020) and/or the FDA (in terms of guidelines).

The complexity of the time series should not be understated. For example, fortunately, while it is challenging to resolve structural breaks for nonstationary and non-linear time series, wavelet transform analysis may be used to gain insight into structural breaks and/or other complexities (Schulte, 2016; Sang, 2012; Torrence and Compo, 1998). The wavelet power spectra (Roesch and Schmidbauer, 2018; Figures 6 and 7) recapitulate and refine the flows latent in the time domain (Figures 2-5), demonstrating when short and long periodicities appear as a function of time. For example, notice the 8-year and 16-

---

<sup>16</sup> <https://www.fda.gov/drugs/resources-information-approved-drugs/withdrawn-cancer-accelerated-approvals>

year periodicities appearing from 1990-2020 in the FDA-registered medical products (Figure 7 Top Left), while the FDA-issued medical product guidelines had a concentration of short-term ( $\leq 2$  year) periodicities appearing over blocks of a 5-10 years (1995-2000, 2005-2010, 2015-2020) (Figure 7 Top Right). Of particular interest is the consistently long-periodicities (8 and 16 year) spanning the domain from 1980 to 2020 observed in the charts presenting the cumulative data (Figure 5 and Figure 7 bottom). In the same figures, rapid and strong appearance of additional periodicities are observed in the cumulative FDA-issued medical products guidelines (Figure 7 bottom right) but not in the corresponding cumulative FDA-registered medical products (Figure 7 bottom left). We note this discrepancy as an important finding for later in the discussion.

### **3.2 Interdependency: Estimate Correlation and Causality of the Variables in the Study**

Given the complexity (primarily due to non-stationarity) of the time series, a Spearman calculation was used to estimate correlation between the time series (Table 5) (R Core Team, 2022). Interestingly, correlation strengths were observed across all pair-wise variables analyzed. From relatively weak (0.18-0.25) to moderately strong (0.51-0.73). These values are consistent with the various spectra in the time and frequency domains. For example, the correlation coefficient for the cumulative variables (FDA-registered medical products and associated FDA-issued guidelines) indicate that they are strongly coupled (0.999). The weakest of the correlation coefficients were between FDA-registered medicines with that of FDA-issued medical devices guidelines (0.18), which is not unexpected. The small but extant correlation is generally rationalized, however, as a subgroup of medical device guidelines also inform medicinal development (e.g., in the case of combination (medicine-medical device) product development).

Causality estimation was performed in part via Variable-Lag Transfer Entropy (VLTE) (Amornbunchornvej, 2021; R Package: VLTimeCausality). As mentioned, the multivariate time series

intrinsic statistics are complex: normalizing or transforming the data (or even attempting to fit within the common Granger causality assessment scheme (1998)) was unrealistic given degree of subtleties such as non-linearity, non-normality, and, importantly, the multiple structural breaks (as descriptively shown in the wavelet spectra). Thus, a transfer entropy-type calculation was preferred (Xuegeng and Pengian, 2017; Dhifaoui et al., 2022), particularly one that could consider the presumed non-fixed (variable) time lag for both the FDA-registered medical products and FDA-issued guidelines (as discussed above and the elucidated long-memory (yet variable) time-lag presented in Figure 3).

Reviewing Table 6 finds several causal relationships, including FDA-registered medical VLTE-causes FDA-registered medicines; FDA-issued medical device guidelines VLTE-causes FDA-registered medical devices and FDA-issued medicines guidelines; FDA-issued medicines guidelines VLTE-causes FDA-registered medical devices and FDA-issued MD Guidelines. Of interest, cumulative FDA-issued medical product guidelines and corresponding FDA-registrations are bi-directional.

Given the strong correlation and bidirectionality (as well as the interesting univariate periodicities as shown in the wavelet spectra) of the derived cumulative FDA-registered medical products and associated FDA-issued guidelines, a wavelet coherence analysis (Roesch and Schmidbauer, 2018) is performed primarily to better understand the nature of the interaction. As shown in Figure 9 (Top and Bottom), long-memory periodicities are well-illustrated. Additional periodicities were gained from the mid-2015s to present. The arrows toward 16 to 32 years tend to be lead/lag indicators. While it is difficult to ascertain, the arrows seem circular suggesting a bidirectional relationship.

In summary, interdependency between MPI and MPR is demonstrated as strong correlation and causal assessments are present in the three complementary analyses. The question now becomes can this be quantified.

### **3.3. Determining the Relationship between Regulation and Innovation: The Exponent $\alpha$**

To calculate the characteristic of the relationship,  $\alpha$ , a simple regression is needed. Regression analysis was attempted. First, a curvilinear relationship is found when the cumulative FDA-issued medical product guidelines (MPR) is plotted against the cumulative FDA-registered medical products. Three regression analyses were attempted: linear, quadratic, and cubic (Martins dos Santos, 2022). Regression correlation coefficients is used to determine the best fit. The following was found: Linear  $R^2 = 0.874$ , quadratic  $R^2 = 0.964$ , and cubic  $R^2 = 0.978$ . The quadratic was determined to be the best fit as cubic only gave incremental difference. Thus,  $\alpha$  is estimated to be a roughly inverted quadratic scale over the entire time-period analyzed. Visually,  $\alpha$  seems to evolve early in a positive manner, saturating and then inverting, a key finding of this work.

Table 1: Definitions for Medical Devices and Medicines.

Medical Product	Statutory Definitions <sup>a</sup>	Types:
Medical Devices	<p>Section 201(h) of the FD&amp;C Act (21 USC 321(h)):</p> <p>The term "device" means: an instrument, apparatus, implement, machine, contrivance, implant, in vitro reagent, or other similar or related article, including any component, part, or accessory, which is (1) recognized in the official National Formulary, or the United States Pharmacopeia, or any supplement to them, (2) intended for use in the diagnosis of disease or other conditions, or in the cure, mitigation, treatment, or prevention of disease, in man or other animals, or (3) intended to affect the structure or any function of the body of man or other animals, and which does not achieve its primary intended purposes through chemical action within or on the body of man or other animals and which is not dependent upon being metabolized for the achievement of its primary intended purposes.</p>	<p>Premarket Notification (PMN; 510(k): A device that is substantially equivalent to a legally marketed device (under section 513(i)(1)(A) FD&amp;C Act) that is not subject to premarket approval.</p> <p>Premarket Approval (PMA): A Class III medical devices that supports or sustains human life, are of substantial importance in preventing impairment of human health, or which present a potential, unreasonable risk of illness or injury. SEC. 515. [21 USC §360e]</p>
Medicines (Drugs)	<p>Section 201(g) of the FD&amp;C Act (21 USC 321(g)):</p> <p>The term "drug" means: (A) articles recognized in the official United States Pharmacopoeia, official Homoeopathic Pharmacopoeia of the United States, or official National Formulary, or any supplement to any of them; and (B) articles intended for use in the diagnosis, cure, mitigation, treatment, or prevention of disease in man or other animals; and (C) articles (other than food) intended to affect the structure or any function of the body of man or other animals; and (D) articles intended for use as a component of any articles specified in clause (A), (B), or (C). . . .</p>	<p>New entities and supplements: Federal Food, Drug, and Cosmetic Act (FD&amp;C Act)</p> <p>Generic: Drug Price Competition and Patent Term Restoration Act (DPC-PTR Act)</p> <p>Biosimilar: Biologics Price Competition and Innovation Act (BPCI Act)</p>
<p><sup>a</sup> There is overlap of the definitions. Generally acknowledged by FDA and (e.g.,) clarified under Final (September 2017) Guidance for Industry and FDA Staff: "Classification of Products as Drugs and Devices and Additional Product Classification Issues." Document Number: FDA-2011-D-0429, accessible from the FDA Website: <a href="https://www.fda.gov/regulatory-information/search-fda-guidance-documents/classification-products-drugs-and-devices-and-additional-product-classification-issues">https://www.fda.gov/regulatory-information/search-fda-guidance-documents/classification-products-drugs-and-devices-and-additional-product-classification-issues</a></p>		

Table 2: Descriptive Statistics of the Variables Used in this Study.

<b>Variable*</b>	<b>Mean</b>	<b>Standard Deviation</b>	<b>Median</b>	<b>Minimum</b>	<b>Maximum</b>	<b>Range</b>	<b>Skew</b>	<b>Kurtosis</b>	<b>Standard Error</b>
<b>FDA-Registered MD</b>	<b>377.71</b>	<b>98.84</b>	<b>376.5</b>	<b>2</b>	<b>700</b>	<b>698</b>	<b>-0.41</b>	<b>0.74</b>	<b>4.27</b>
<b>FDA-Registered Medicines</b>	<b>339.09</b>	<b>136.15</b>	<b>321.5</b>	<b>68</b>	<b>858</b>	<b>790</b>	<b>0.78</b>	<b>0.63</b>	<b>5.88</b>
<b>FDA-Issued MD Guidelines</b>	<b>1.23</b>	<b>2.04</b>	<b>1.0</b>	<b>0</b>	<b>17</b>	<b>17</b>	<b>3.29</b>	<b>14.81</b>	<b>0.09</b>
<b>FDA-Issued Medicines Guidelines</b>	<b>2.89</b>	<b>4.65</b>	<b>1.0</b>	<b>0</b>	<b>25</b>	<b>25</b>	<b>2.36</b>	<b>5.58</b>	<b>0.20</b>
<b>FDA-Registered MPI</b>	<b>716.81</b>	<b>197.80</b>	<b>721.0</b>	<b>187</b>	<b>1355</b>	<b>1168</b>	<b>-0.06</b>	<b>-0.09</b>	<b>8.45</b>
<b>FDA-Issued MPR</b>	<b>4.12</b>	<b>6.09</b>	<b>2.0</b>	<b>0</b>	<b>39</b>	<b>39</b>	<b>2.55</b>	<b>7.42</b>	<b>0.26</b>
<b>Cumulative FDA-Registered MPI</b>	<b>177557.10</b>	<b>113659.38</b>	<b>179909.0</b>	<b>255</b>	<b>384208</b>	<b>383953</b>	<b>0.05</b>	<b>-1.23</b>	<b>4909.34</b>
<b>Cumulative FDA-Issued MPI Guidelines</b>	<b>526.80</b>	<b>536.86</b>	<b>364.0</b>	<b>0</b>	<b>2209</b>	<b>2209</b>	<b>1.07</b>	<b>0.35</b>	<b>23.19</b>
<b>* N=536: monthly values from May 1976 to December 2020</b>									



Table 3: Dynamic Qualities of the Variables Used in this Study. All Results Including P Values are Presented in the Appendix.

Variable <sup>a</sup>	Normality <sup>b</sup>	Non-stationarity <sup>c</sup>	Long-Memory (Lag; Months) <sup>d</sup>	Seasonality <sup>e</sup>
FDA-Registered MD	Reject	1	30	TRUE
FDA-Registered Medicines	Reject	1	16	FALSE
FDA-Issued MD Guidelines	Reject	1	2	FALSE
FDA-Issued Medicines Guidelines	Reject	1	28	FALSE
FDA-Registered MPI	Accept	1	33	TRUE
FDA-Issued MPI Guidelines	Reject	1	25	TRUE
Cumulative FDA-Registered MPI	Reject	2	118	TRUE
Cumulative FDA-Issued MPI Guidelines	Reject	2	108	TRUE

<sup>a</sup> n=536: monthly values from May 1976 to December 2020

<sup>b</sup> Normality tests: Jarque Bera Test, Anderson-Darling, Cramer-von Mises; null hypothesis of normality; all *p* values << 0.01, with exception as noted

<sup>c</sup> Non-stationarity tests: graphical (autocorrelation function (ACF)) and statistical (e.g., Kwiatkowski–Phillips–Schmidt–Shin (KPSS), Augmented Dickey–Fuller (ADF), Ljung-Box (LB)) suggest non-stationarity, with the number of differences required to achieve stationarity of 1.

<sup>d</sup> Long memory tests: graphical (autocorrelation) and statistical (Qu test and Multivariate local Whittle Score type test) tests suggest long-memory (with exception of FDA-Registered Medicines); lag time derived from ACF is presented in the table.

<sup>e</sup> Data

Table 4: Linearity of the Variables Used in this Study. All Results Including *p* Values are Presented in the Appendix.

Variable	Nonlinearity Test <sup>a</sup>					
	Teraesvirta's Neural Network	White Neural Network	Keenan's One-Degree	McLeod-Li	Tsay's	Likelihood ratio
FDA-Registered Medical Devices	Linear	Linear	Linear	Nonlinear	Linear	Nonlinear
FDA-Registered Medicines	Nonlinear	Nonlinear	Nonlinear	Nonlinear	Linear	Linear
FDA-Issued Medical Device Guidelines	Nonlinear	Nonlinear	Linear	Nonlinear	Nonlinear	Linear
FDA-Issued Medicines Guidelines	Nonlinear	Nonlinear	Linear	Nonlinear	Nonlinear	Linear
FDA-Registered Medical Products	Nonlinear	Nonlinear	Nonlinear	Nonlinear	Nonlinear	Nonlinear
FDA-Issued Medical Product Guidelines	Nonlinear	Nonlinear	Linear	Nonlinear	Nonlinear	Nonlinear
Cumulative FDA-Registered MPI	Nonlinear	Nonlinear	Linear	Nonlinear	Linear	Linear
Cumulative FDA-Issued MPI Guidelines	Nonlinear	Linear	Linear	Nonlinear	Nonlinear	Linear

<sup>a</sup> Note: All variables were transformed to stationary representation via differencing.

<sup>b</sup> Linearity tests: the null hypothesis of some aspect of linearity is accepted if *p* value > 0.008 (i.e., 0.05/6) to account of multiplicity.

Table 5: (Spearman) Correlation Values of Variables Used in this Study.

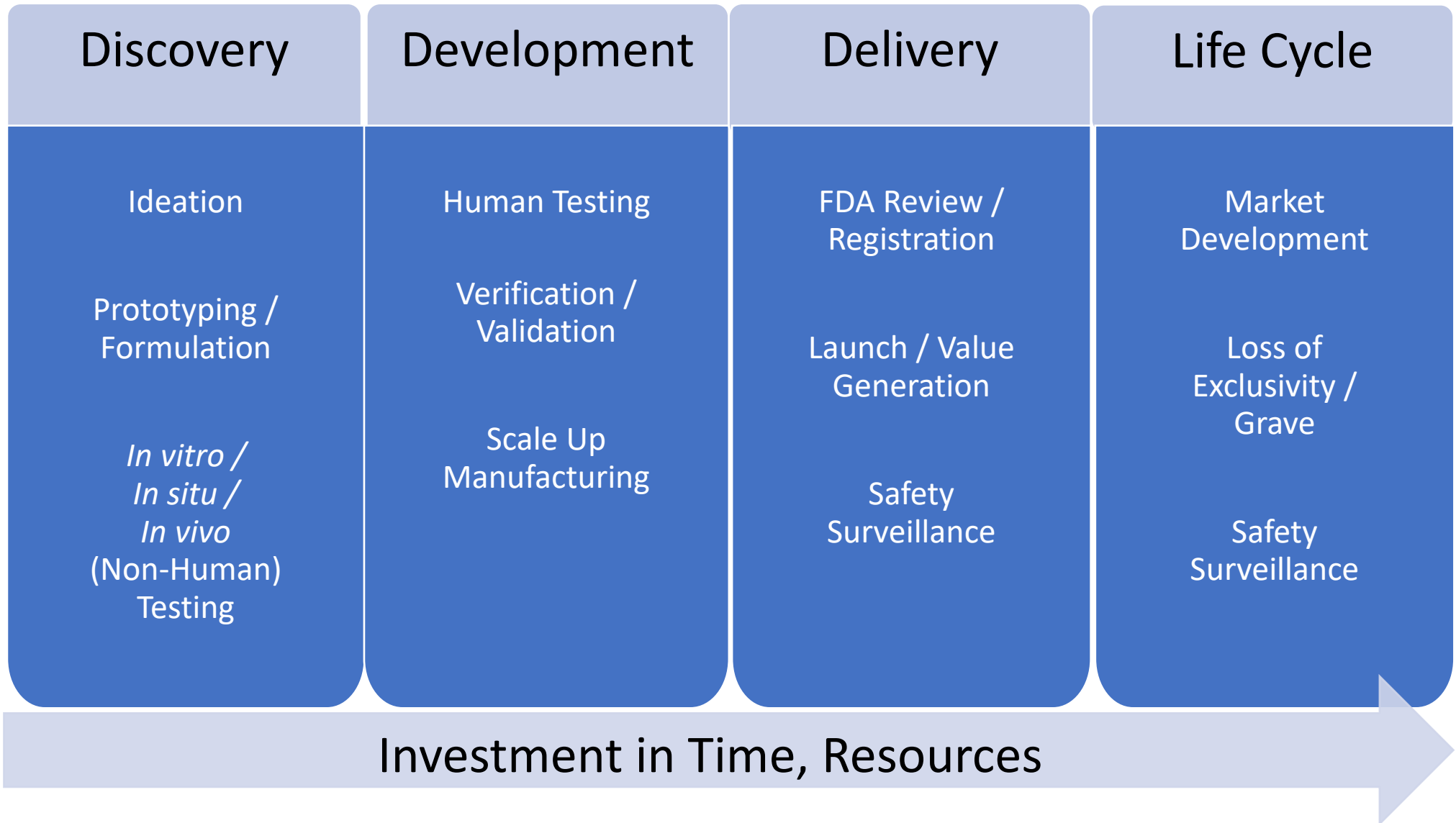
Variable	FDA-Registered MD	FDA-Registered Medicines	FDA-Issued MD Guidelines	FDA-Issued Medicines Guidelines	FDA-Registered MPI	FDA-Registered MPI Guidelines	Cumulative FDA-Registered MPI	Cumulative FDA-Issued MPI Guidelines
FDA-Registered MD	1.0	0.44	0.25	0.34	0.75	0.35	0.51	0.51
FDA-Registered Medicines		1.0	0.18	0.21	0.91	0.22	0.31	0.31
FDA-Issued MD Guidelines			1.0	0.50	0.25	0.75	0.51	0.51
FDA-Issued Medicines Guidelines				1.0	0.31	0.92	0.73	0.73
FDA-Registered MPI					1.0	0.33	0.45	0.45
FDA-Registered MPI Guidelines							1.0	0.73
Cumulative FDA-Registered MPI							1.0	0.999
Cumulative FDA-Issued MPI Guidelines								1.0

Table 6: Causality Assessment (CA) via Variable-Lag Transfer-Entropy (VLTE) of the Variables Used in this Study. <sup>a</sup> A CA Result of TRUE Suggests Row ‘VLTE-Causes’ Column.

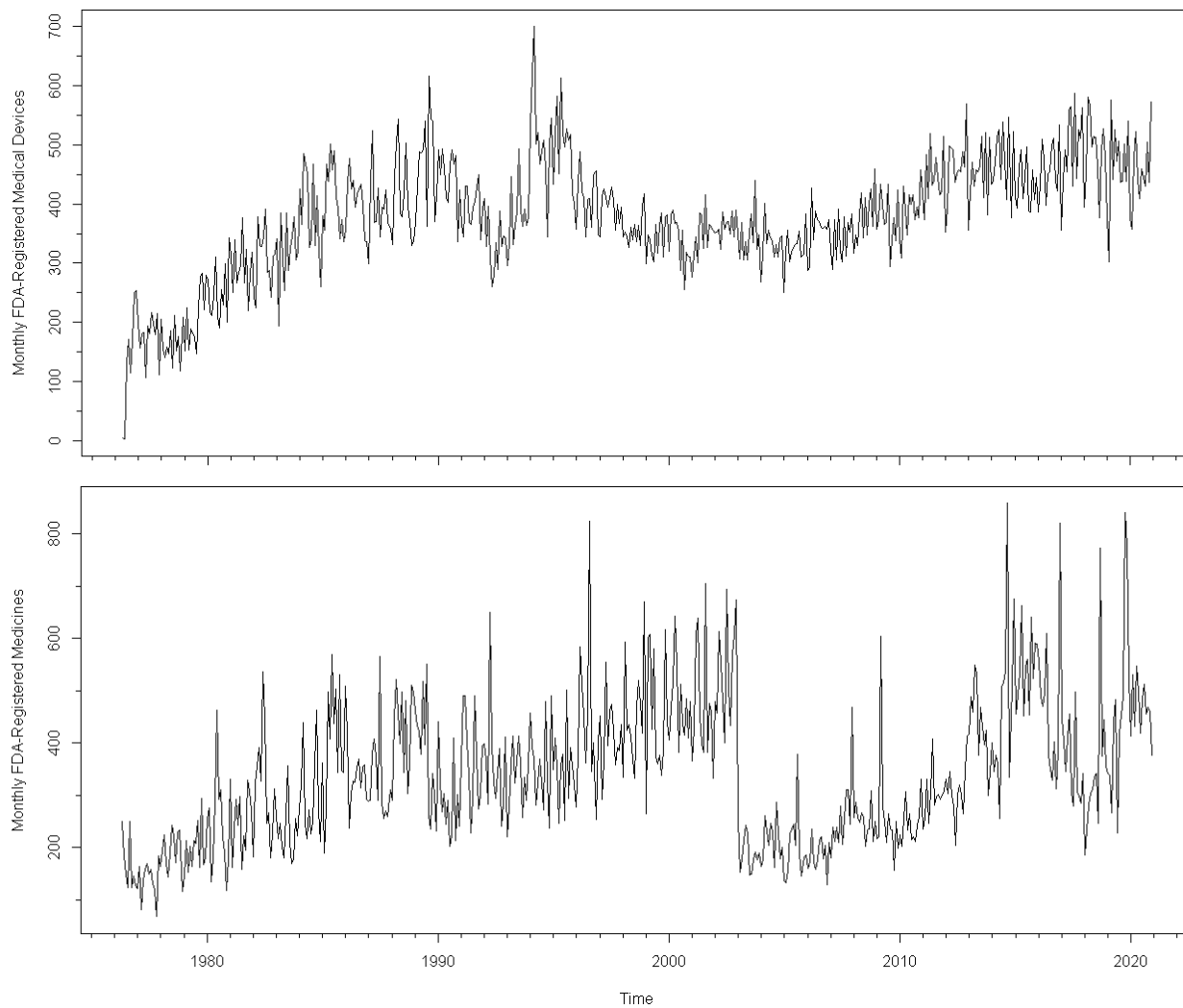
Variable	FDA-Registered MD	FDA-Registered Medicines	FDA-Issued MD Guidelines	FDA-Issued Medicines Guidelines	FDA-Registered MPI	FDA-Registered MPI Guidelines	Cumulative FDA-Registered MPI	Cumulative FDA-Issued MPI Guidelines
FDA-Registered MD		TRUE TER: 1.297 p-value: 0.004	FALSE TER: 0.7526 p-value: 0.002	FALSE TER: 0.6022 p-value: 0.032	TRUE TER: 1.978 p-value:0	FALSE 0.741 p-value: 0.002	FALSE TER: 0.04626 p-value: 0.992	FALSE TER: 0.1632 p-value: 1
FDA-Registered Medicines	FALSE TER:0.5626 p-value: 0.002			FALSE TER: 0.935 p-value:0.018	TRUE TER: 3.809 p-value:0	TRUE: TER: 2.166 p-value:0	FALSE TER: 0.3122 p-value: 0.18	FALSE TER: 0.259 p-value: 0.284
FDA-Issued MD Guidelines	TRUE TER: 2.336 p-value:0	FALSE: TER: 2.669 p-vlaue:0.054		TRUE TER: 1.417 p-value:0	TRUE TER: 2.866 p-value: 0.012	TRUE TER: 4.517 p-value:0	FALSE TER: 0.05025 p-value: 0.998	FALSE TER: 0.04843 p-value: 1
FDA-Issued Medicines Guidelines	TRUE TER: 1.436 p-value:0		TRUE TER: 1.936 p-value:0		TRUE TER: 1.252 p-value: 0	TRUE TER: 4.362 p-value:0	FALSE TER: 0.1191 p-value: 0.53	FALSE TER: 0.2228 p-value: 0.148
FDA-Registered MPI	TRUE TER: 1.327 p-value:0	TRUE TER: 4.987 p-value:0		FALSE TER: 0.6051 p-value: 0.026			FALSE TER: 0.03936 p-value: 0.986	FALSE TER: 0.03403 p-value: 0.992
FDA-Registered MPI Guidelines	TRUE TER: 1.313 p-value: 0		TRUE TER: 7.454 p-value: 0	TRUE TER: 4.308 p-value: 0	TRUE TER: 1.127 p-value: 0.004		FALSE TER: 0.1173 p-value: 0.428	FALSE TER: 0.1452 p-value: 0.298
Cumulative FDA-Registered MPI	TRUE TER: 38.22 p-value: 0		TRUE TER: 8.582 p-value: 0	TRUE TER: 35.64 p-value: 0	TRUE TER: 16.81 p-value: 0	TRUE TER: 35.54 p-value: 0		TRUE TER: 215 p-value:0
Cumulative FDA-Issued MPI Guidelines	TRUE TER: 18.67 p-value: 0		TRUE TER: 8.76 p-value: 0	TRUE TER: 36.58 p-value: 0	TRUE TER: 20.84 p-value: 0	TRUE TER: 36.84 p-value: 0	TRUE TER: 1.649 p-value: 0.004	

<sup>a</sup> Causality Assessment is True If X VLTE-causes Y When TE Ratio (TER) > 1, and *p value* <=  $\alpha$  (i.e., 0.05, with 500 bootstraps). TER and *p value* are also presented in the table below. Diagonals or cells with no discernable TER were ignored; thus, their matrix elements are empty. A p-value of 0 implies a p-value below a numerical threshold.

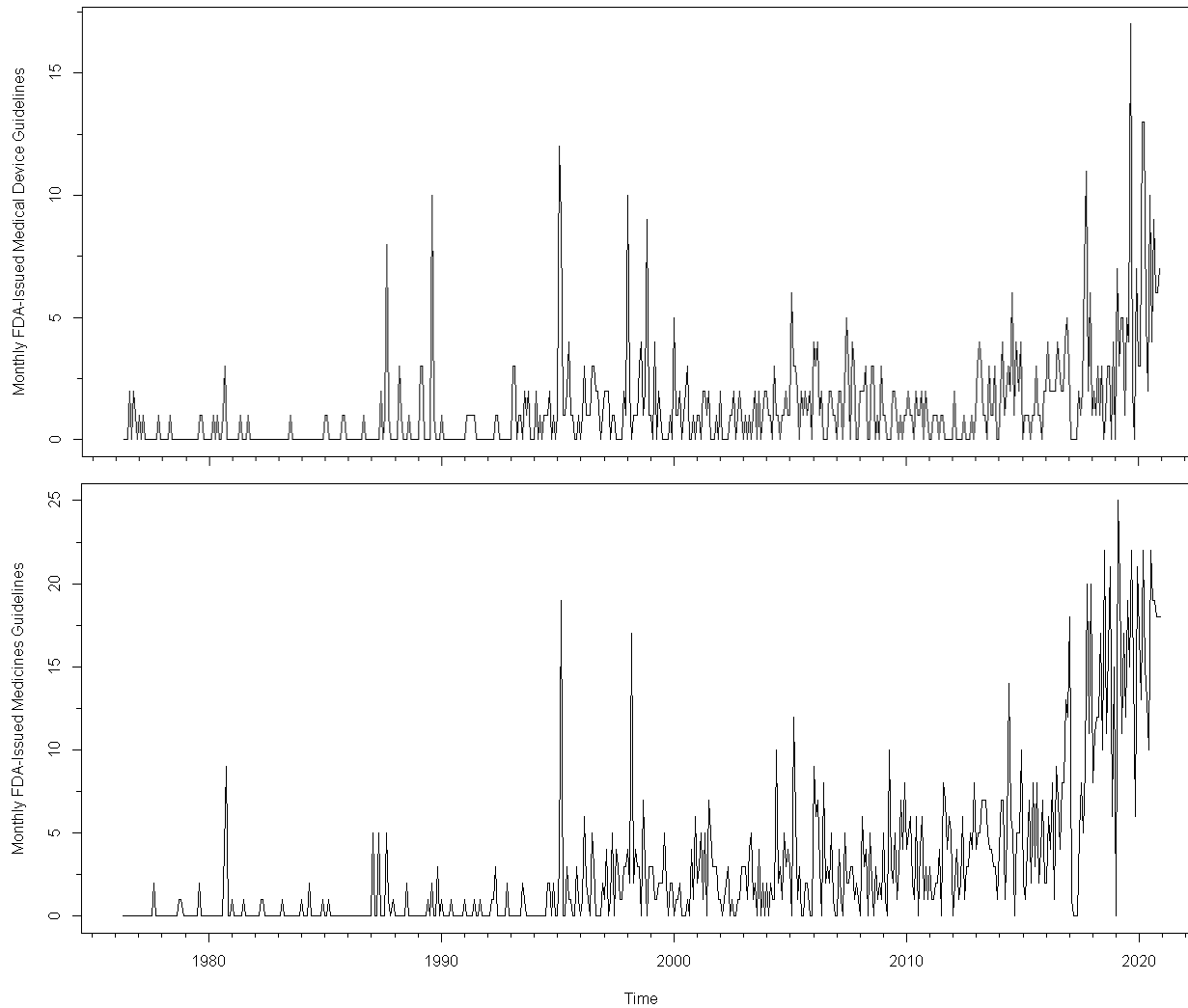
Figure 1: An Overview of the Medical Product Discovery, Development, and Delivery process.



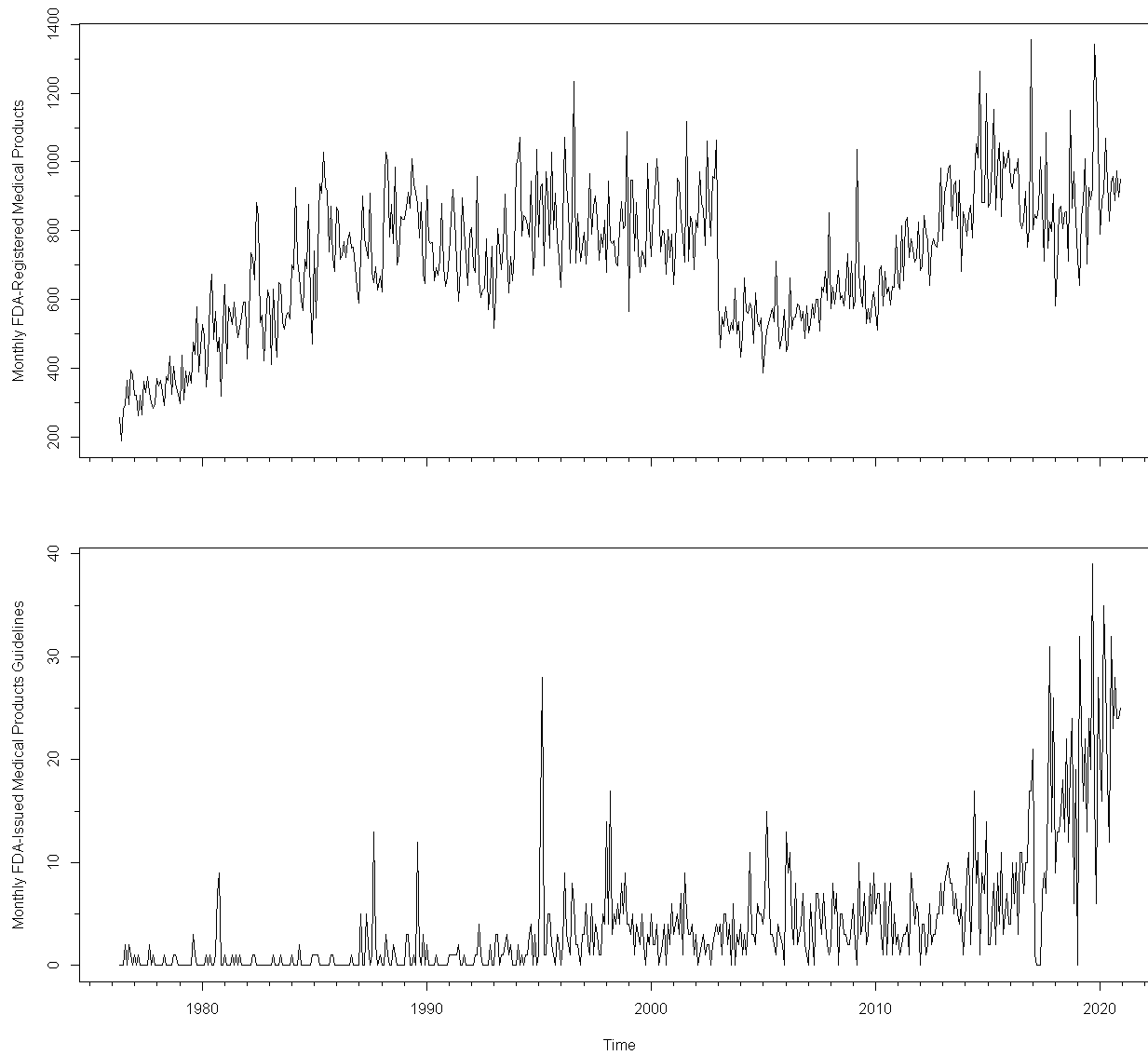
**Figure 2: The Monthly Number of FDA-Registered MDs (TOP) and Medicines (BOTTOM).**



**Figure 3: The Monthly Number of FDA-Issued MDs (TOP) and Medicines (BOTTOM) Guidelines.**

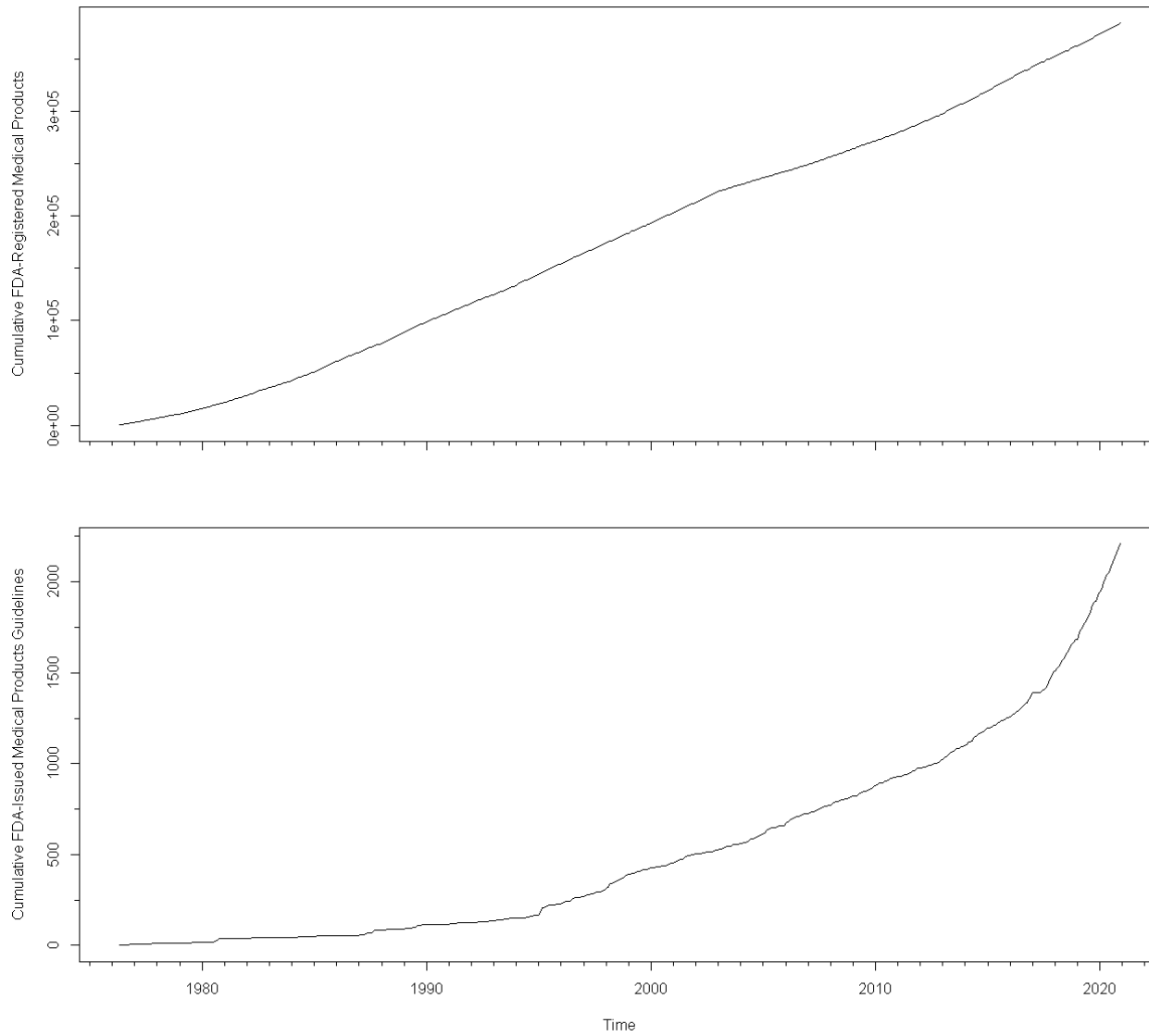


**Figure 4: The Monthly Number of FDA-Registered Medical Products Innovated (TOP) and Respective FDA-Issued Guidelines (BOTTOM).**

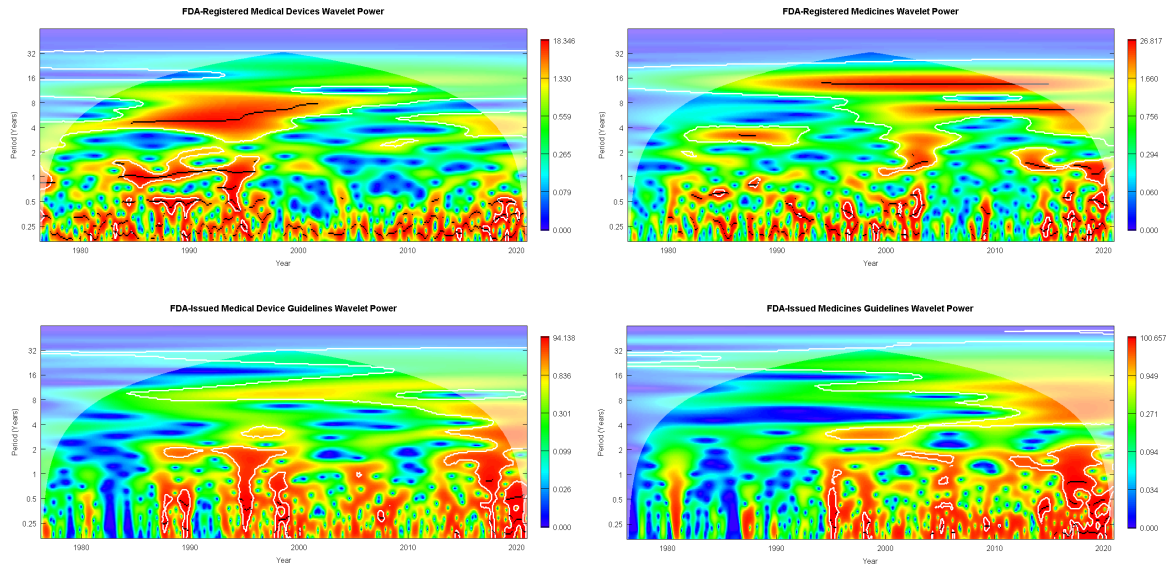




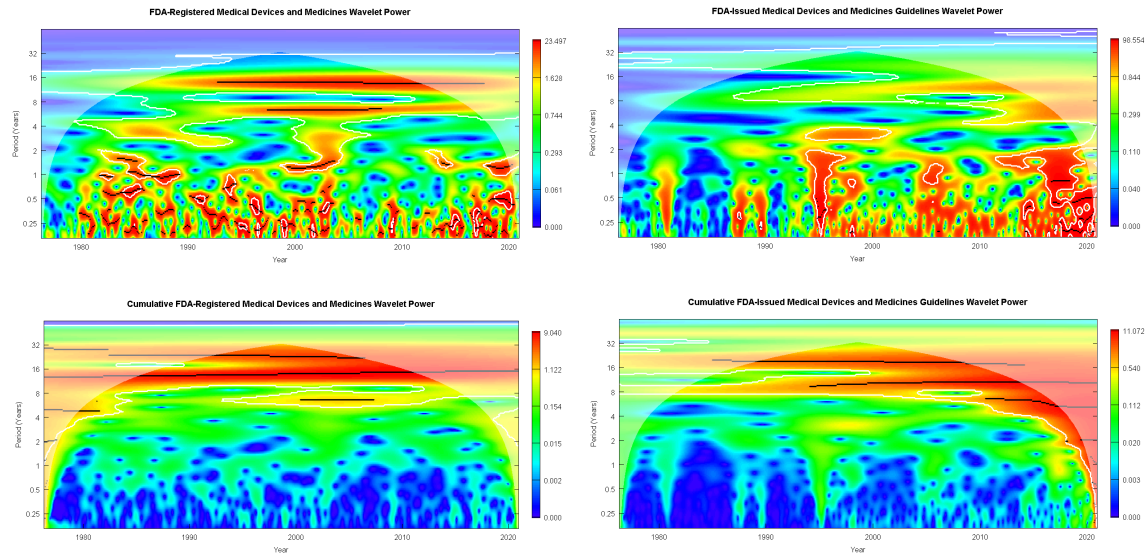
**Figure 5: Cumulative Monthly Number of FDA-Registered Medical Products and Respective FDA-Issued Guidelines.**



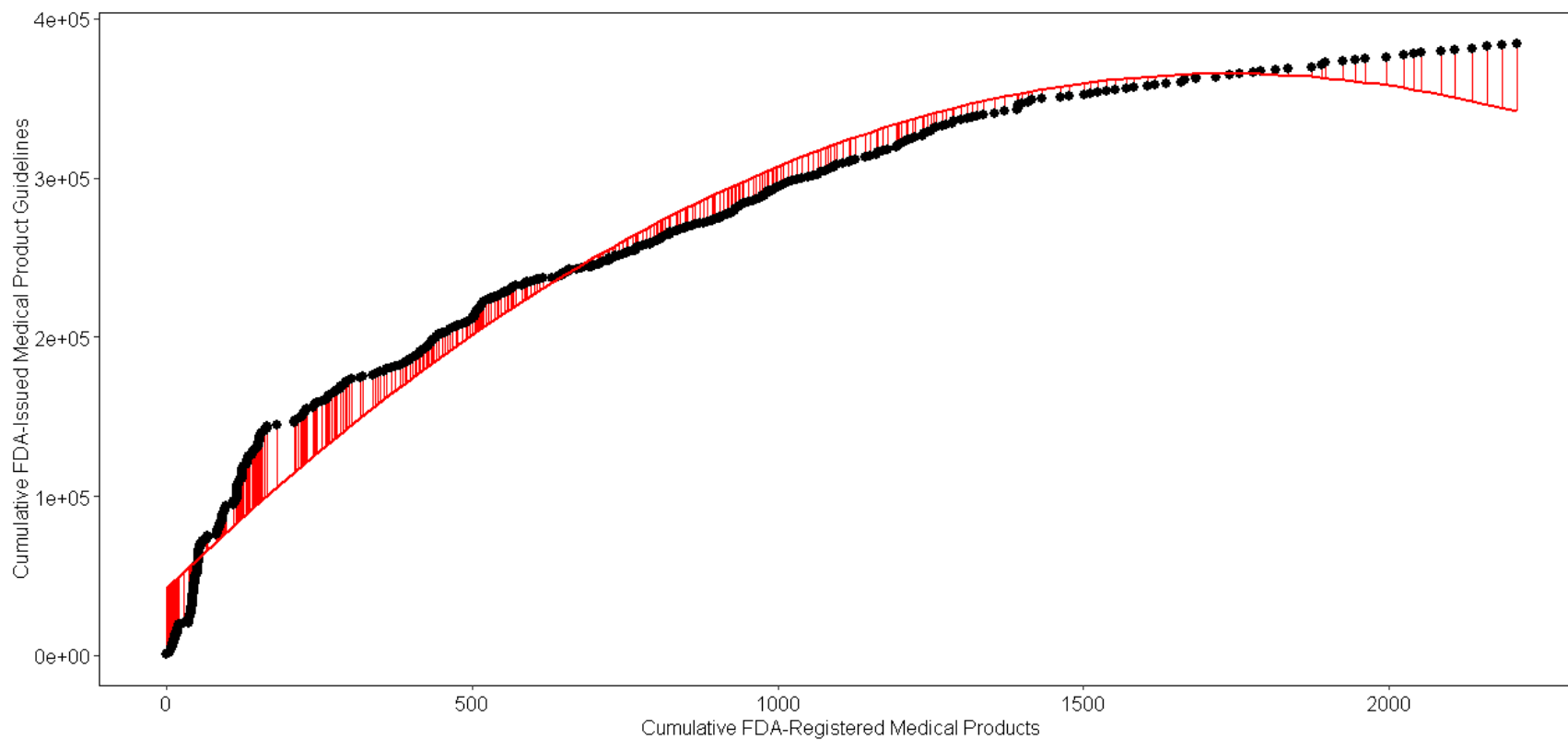
**Figure 6: Wavelet Power of the Number of the Variables Used in this Study. Legend: Wavelet Power is in Units of Quartiles. See Text for Details.**



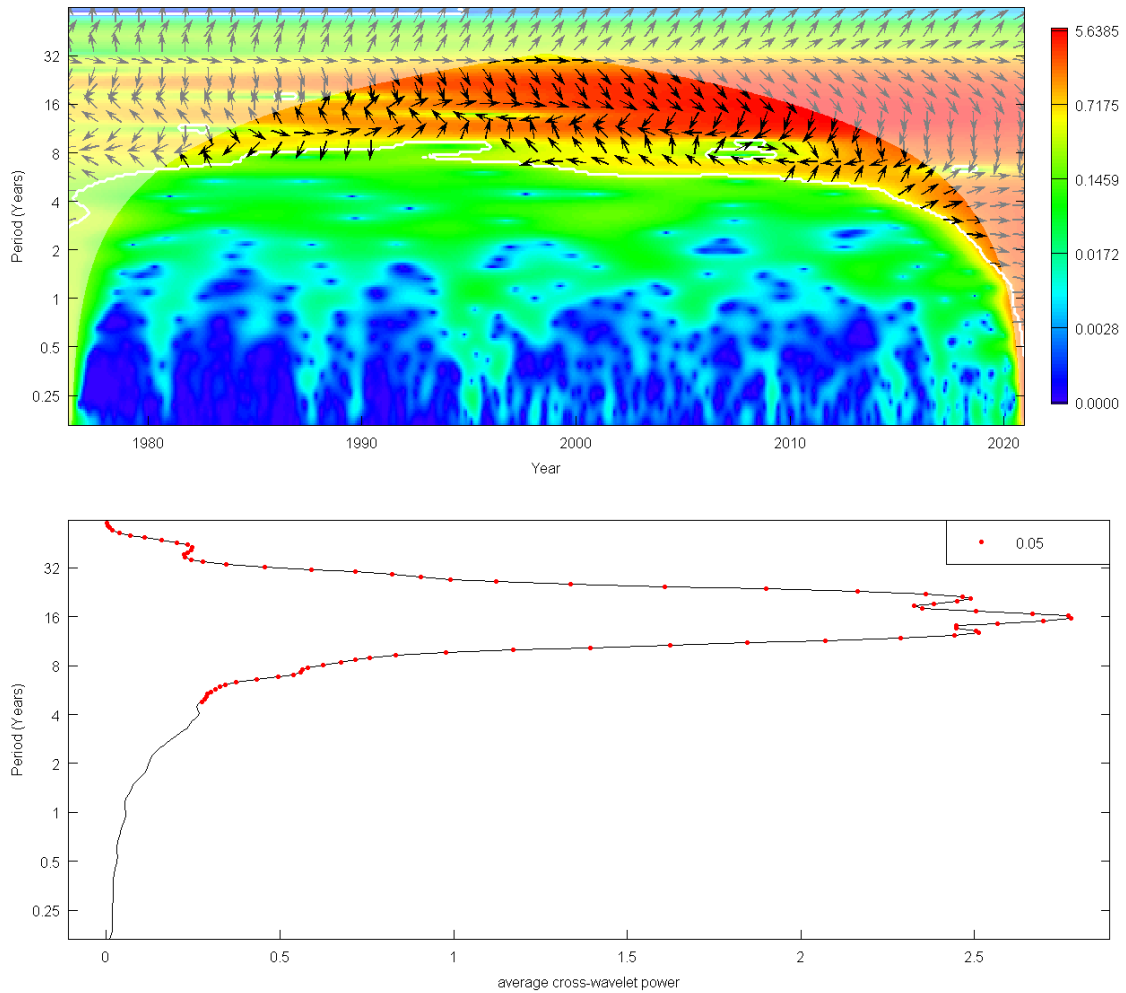
**Figure 7: Wavelet Power of the Number of the Variables Used in this Study. Legend: Wavelet Power is in Units of Quartiles. See Text for Details.**



**Figure 8: Quadratic Regression Fit of the Cumulative FDA-Issued Medical Product Guidelines (a Proxy Metric for Regulatory Complexity) and FDA-Cumulative FDA-Registered Medical Products (a Proxy Metric for Innovation). For reference:  $R^2 = 0.96$ ; Regression Equation:  $41900.9044+372.599437x-0.107272x^2$ .**



**Figure 9: Wavelet Coherence and Corresponding Cross-Wavelet Power Presenting the Interplay between Cumulative FDA-Issued Medical Product Guidelines (a Proxy Metric for Regulatory Complexity) and FDA-Cumulative FDA-Registered Medical Products (a Proxy Metric for Innovation). Note that the Average Cross-Wavelet Power occurs sharply at or around ~16 years. Legend: Wavelet Power is in Units of Quartiles. See Text for Details.**



## 4. Discussion and Conclusion

### 4.1 US Medical Product Regulation and Innovation Nexus

An understanding of development – including those factors that may accelerate or hinder their innovation – is crucial given the importance of discovering, developing, delivering, and maintaining quality, safe, and effective medical products. Here, in this report, an attempt is made to describe the impact of regulation and innovation within the United States medical product industry.

To the author's knowledge, while the scholarly literature on this question in the sector is vast<sup>17</sup>, it seems to be concentrated on (1) one subsector – either medical devices (see, e.g., Horst and McDonald, 2020) or medicines (see, e.g., Bouchard et al., 2009); (2) proffers either the faults of an implemented regulation (or guidance) or requests additional regulatory influence (see, e.g., Gutierrez, et al., 2020); or (3) shares systematic regulatory knowledge to a specific audience (see, e.g., Amur et al., 2008).

Importantly, to the best of the author's knowledge, this is a first research inquiry into the impact of regulation onto innovation that considers (1) the industry holistically (i.e., both medical devices and medicines (drugs)); (2) two direct metrics of innovation and regulation directly applicable to medical products: the former a key surrogate for success for medical product development (viz., an FDA-registration) and the latter a key surrogate for the complexity of regulation (viz., an FDA-issued guideline); (3) the evolution of the FDA as well as the medical device industry as a whole, as it integrates temporal data (from 1976 to 2020); (4) a multi-pronged analysis approach seeking to minimize uncertainty (viz., confirmation of interdependency and its subsequent degree (viz., the exponent  $\alpha$ )); and, lastly, (5) the framework of the end-to-end (discovery, development, delivery, and maintenance)

---

<sup>17</sup> An extensive prospective search with a review is probably desirable. On 19-Nov-2022, the author found, for example, the following keyword search on scholar.google.com (1) approximately 2000 records using the search string: ('regulation' and 'innovation') and ('medical product' or 'medical device' or 'medicine' or 'drug'); (2) 27,000 records with ('regulation' and 'innovation') and ('medical device'); (3) 2,070,000 records with ('regulation' and 'innovation') and ('medicine'). Some recent examples are placed as text references should the reader be interested.

paradigm for medical product development, a key factor to accurately estimating the regulation and innovation variables.

With the above in mind, this work finds that regulation and innovation (as defined by the surrogates: FDA-issued guidances and FDA-registered medical products) are: (1) Statistically complex (like other econometrics or scientometrics variables). The metrics flow in time in a non-stationary, non-linear, non-normal, and with a long-memory manner reacting (structural changes or change points) with (likely) extrinsic forces. (2) Interdependent; that is, there are strongly correlative and bidirectionally (symmetrically) co-influencing and co-moving variables. (3) Over the history of the data presented in this work (from the mid-1970s to the end of 2020), the relationship has yielded an inverted structure. If confirmed, then this would suggest that regulation is outpacing innovation; that is, the number of monthly guidelines is increasing at a faster rate than the monthly number of registrations.

#### **4.2 Study Limitations: Data and Analysis**

These results and subsequent interpretations presented here depend on several key assumptions, as follow:

The data was collected from the publicly FDA website, which assumes that the 'system of record' is robust. The number of and accompanied metadata are large; manually culling is required to isolate the variables of interest. Thus, there is some small uncertainty in the integrity of the final datasets.

Importantly, the data collecting method did not take into number of withdrawn regulatory matter for either registrations or guidelines. As stated, the FDA or the sponsor may have withdrawn a registration; or the FDA may have retired or replaced a guidance document. It may be possible but challenging to estimate FDA withdrawn records, since a method may need to be reliant on either FDA or sponsor media communications. However, the author is currently unaware of any vehicle to ascertain those

strictly from a sponsor's perspective – notably when it decides to no longer maintain a medical product late in its lifecycle.

Thus, there is residual uncertainty latent in the data. This uncertainty should not be understated as it is critical for the reader to understand that the author has constructed a cumulative medical product data record for both registrations and guidelines, for which their key results rest (viz., interdependency and temporal flow including inversion). The cumulative medical product data assumes that the FDA and sponsor continue their prosecution of the medical product and guideline from its inception onward; that is, the individual metrics accumulate over time. Should the number of guidelines (or registrations) materially decrease, then the ratio of registrations to guidelines would change and such the curve may or may not invert. Confirmation of the database is outstanding and may also comprise corollary investigations.

Lastly, while investigators should feel confident with the descriptive, dynamic, and regression analysis performed from a strictly algorithmic perspective, the causality assessment using variable-lag transfer energy methodology is relatively new and as such additional testing using different econo/sciento-metrics may be appreciated to better understand the algorithm's limitations. Potentially other algorithms may also be used to cross-check the analysis; however, to the author's knowledge, none thus far take into regards both the variable lag as well as structural complexities of the time series to-date.

#### **4.2 Future Directions**

The use of FDA metrics data presents a unique opportunity to explore the evolution of the US medical product industry from an economic perspective. Like intellectual property, stock market, and/or other metrics, the waves of change in the time series metrics may be directly associated with environment changes. However, unlike such approaches, they may not be as inter-correlated with other metrics (see, e.g., Daizadeh, 2007, 2009) or within themselves (see, e.g., Daizadeh, 2021c, 2021d), and thus react



relatively early to changes to various micro-, meso-, macro-economic changes, given their relatively long lag-times (on the order of years to decades). Further, the metrics proposed are generally restricted to FDA-regulated industries. Thus, further avenues to consider, beyond reconfirming the results presented:

- While medicinal lag is well known (Wardell, 1973), determining (a median or average) time lags from promulgation of new legislation to guideline production, as a mark of efficiency of the process, is currently unknown (Yackee, 2021). Here a value was given based on intrinsic changes to the time series; however, an objective reference is needed to better understand the effects of when guidances are issued and when the affected industry actors react, as it may add much needed context to the effect of regulation on the day-to-day operations of the firm and potential impact on innovativeness.
- Beyond medical products, FDA guidance documents are also issued for veterinary products, tobacco, and foods. In principle, therefore, novel metrics may be constructed to consider innovation in these other sectors. Similarly, as other governmental agencies also use guidance documents, opportunities arise to use such regulated documentation to better understand industry response times and/or capabilities to drive new product development.
- Medical product subsector analysis was not performed for this study; however, it would be straightforward to consider medical devices and medicines separately, as the industry actors are different.
- Analytically, predicting rates of medical product development is critical to estimating future work force size, resource needs, and so on (Daizadeh, 2021e). Thus, this work may establish additional input variables to consider when developing such a model; predicting the number of guidance documents may also be of interest given the importance of considering regulatory complexity in medical product design.

The above present some ideas; there are probably many others, all in the hope of better understand the industrial regulatory economics.

### **4.3 Conclusion**

In conclusion, this is a first work that investigates and potentially empirically identifies a regulation-innovation nexus in US medical product development. Irrespective of the residual uncertainty in the data and analysis, considering the elements that may affect innovation is imperative, if we are to optimize the rate of discovery, development, delivery, and ultimately the life-cycle processes for securing quality, safe, and effective medical products, which is critical to all.

### **Disclosures**

The author is an employee of Takeda Pharmaceuticals; however, this work was completed independently of his employment. The views expressed in this article may not represent those of Takeda Pharmaceuticals. See Appendix for all data and methods to replicate (and hopefully extend) the results presented herein.

**References**

Stewart, R. B. (1981). Regulation, innovation, and administrative law: A conceptual framework. Calif. L. Rev., 69, 1256. <https://lawcat.berkeley.edu/record/1111632>

Aghion, P.; Akcigit, U.; Howitt, P. (2014). What do we learn from Schumpeterian growth theory? In Handbook of economic growth 2: 515-563. Elsevier. <https://www.nber.org/papers/w18824>

Franco, C.; Pieri, F.; Venturini, F. (2016) Product market regulation and innovation efficiency. J Prod Anal 45: 299–315. <https://doi.org/10.1007/s11123-015-0441-3>

Aghion, P.; Bloom, N.; Blundell, R.; Griffith, R.; Howitt, P. (2005) Competition and Innovation: An Inverted-U Relationship, The Quarterly Journal of Economics, 120(2):701–728. <https://doi.org/10.1093/qje/120.2.701>

Schumpeter, J. (1942). Capitalism, socialism, and democracy. Harper & Brothers.

Arrow, K. J. (1962). Economic welfare and the allocation of resources for invention. In R. Nelson (Ed.), The rate and direction of inventive activity (pp. 609–625). Princeton University Press.

Polemis, M.L., Tselekounis, M. Threshold effects in the regulation-innovation nexus: evidence from the telecommunications industry. J Regul Econ 60, 74–93 (2021). <https://doi.org/10.1007/s11149-021-09433-4>

Ribeiro BC, Ferrero LG, Bin A, Blind K. Effects of innovation stimuli regulation in the electricity sector: A quantitative study on European countries. Energy Economics. 2022 Oct 29:106352. <https://doi.org/10.1016/j.eneco.2022.106352>

Pan, X., Cheng, W., Gao, Y. et al. Is environmental regulation effective in promoting the quantity and quality of green innovation? Environ Sci Pollut Res 28, 6232–6241 (2021). <https://doi.org/10.1007/s11356-020-10984-w>

Quignon, A. Market Regulation and Innovation: Direct and Indirect Effects. *J Ind Compet Trade* (2022).

<https://doi.org/10.1007/s10842-022-00390-y>

Bentzen, E., Freij, Å., & Varnes, C. J. (2021). The role of flexibility and complexity in response to regulatory change: A case study of innovation in a major Danish financial institution. *The International Journal of Entrepreneurship and Innovation*, 22(4), 229–239.

<https://doi.org/10.1177/1465750320987929>

Stewart, R.B. Regulation, Innovation, and Administrative Law: A Conceptual Framework. *California Law Review*. 69(5).

AlMalki, H.A., Durugbo, C.M. Systematic review of institutional innovation literature: towards a multi-level management model. *Manag Rev Q* (2022). <https://doi.org/10.1007/s11301-022-00259-8>

Schreiber, M. (2022). Governance of Energy Innovations. In: Hettich, P., Kachi, A. (eds) *Swiss Energy Governance*. Springer, Cham. [https://doi.org/10.1007/978-3-030-80787-0\\_9](https://doi.org/10.1007/978-3-030-80787-0_9)

Clausen, L. P. W., Nielsen, M. B., Oturai, N. B., Syberg, K., & Hansen, S. F. (2022). How environmental regulation can drive innovation: Lessons learned from a systematic review. *Environmental Policy and Governance*, 1– 10. <https://doi.org/10.1002/eet.2035>

Prokop, V., Stejskal, J., Nuur, C. (2022). Do Environmental Regulations Stimulate Firms' R&D, Product Innovation, or Environmental Awareness? Putting Porter's Hypothesis in the Context of Central and Eastern European Countries. In: Prokop, V., Stejskal, J., Horbach, J., Gerstlberger, W. (eds) *Business Models for the Circular Economy. Sustainability and Innovation*. Springer, Cham.

[https://doi.org/10.1007/978-3-031-08313-6\\_10](https://doi.org/10.1007/978-3-031-08313-6_10)

Blass, B. E., *Basic Principles of Drug Discovery and Development*. Netherlands: Elsevier Science, 2021.

ISBN: 9780128172155

Ogrodnik, P., J. Medical Device Design: Innovation from Concept to Market. United Kingdom: Elsevier Science, 2019. ISBN:9780128149638

Fregni, F.; Illigens, Ben M. W., Critical Thinking in Clinical Research: Applied Theory and Practice Using Case Studies. United States: Oxford University Press, 2018. ISBN: 9780199324491.

Mantus, D., Pisano, D.J., FDA Regulatory Affairs: Third Edition. United Kingdom: CRC Press, 2014. ISBN: 9781841849201.

Hansen, N., Ellery, T. Pharmaceutical Lifecycle Management: Making the Most of Each and Every Brand. Germany, Wiley, 2012. ISBN: 9780470487532

Kaitin, K.I., Getz, K. (2022). Tufts Center for the Study of Drug Development Employs Broadly Engaged Team Science to Explore the Challenges of Pharmaceutical Research and Development. In: Lerner, D., Palm, M.E., Concannon, T.W. (eds) Broadly Engaged Team Science in Clinical and Translational Research. Springer, Cham. [https://doi.org/10.1007/978-3-030-83028-1\\_7](https://doi.org/10.1007/978-3-030-83028-1_7)

Melnychuk, T., Schultz, C. and Wirsich, A. (2021), The effects of university–industry collaboration in preclinical research on pharmaceutical firms’ R&D performance: Absorptive capacity’s role. J. Prod. Innov. Manag., 38: 355-378. <https://doi.org/10.1111/jpim.12572>

de Villemeur, E.B., Scannell, J.W., Versaevel, B. Biopharmaceutical R&D outsourcing: Short-term gain for long-term pain? Drug Discovery Today, 27(11), 2022, 103333, <https://doi.org/10.1016/j.drudis.2022.08.001>

Kalcheva, I., McLemore, P., Pant, S. Innovation: The interplay between demand-side shock and supply-side environment, Research Policy, 47 (2), 2018, 440-461, <https://doi.org/10.1016/j.respol.2017.11.011>

Reinhardt, U.E., 2001. Perspectives on the pharmaceutical industry. Health Affairs, 20(5), pp.136-149. <https://doi.org/10.1377/hlthaff.20.5.136>

Allarakhia, M.; Walsh, S. Managing knowledge assets under conditions of radical change: The case of the pharmaceutical industry, *Technovation*, 31(2–3), 2011, 105-117,

<https://doi.org/10.1016/j.technovation.2010.11.001>

Williams, D.R.; Pouder, R.W. (2020) Are explicit knowledge transfers clustered or diffused in the U.S. biopharmaceutical market sector? *Entrepreneurship & Regional Development*, 32:7-8, 492-507, DOI: 10.1080/08985626.2019.1641162

Kim, S.-J., and Kim, G.-B. Exploratory Study on the Success Factors of Rehabilitation Medical Device Cluster. *The Journal of Economics, Marketing and Management*, vol. 6, no. 4, International Convergence Management Association, Dec. 2018, pp. 17–27, <https://doi.org/10.20482/jemm.2018.6.4.17>

Pereira, V., Temouri, Y. and Patel, C. (2020), Exploring the Role and Importance of Human Capital in Resilient High Performing Organisations: Evidence from Business Clusters. *Applied Psychology*, 69: 769-804. <https://doi.org/10.1111/apps.12204>

Rosiello, A.; Orsenigo, L. (2008) A Critical Assessment of Regional Innovation Policy in Pharmaceutical Biotechnology, *European Planning Studies*, 16:3, 337-357, <https://doi.org/10.1080/09654310801920599>

Ellis, R.P.; McGuire, T.G. Supply-Side and Demand-Side Cost Sharing in Health Care. *Journal of Economic Perspectives*, 1993. 7 (4): 135-151. <http://doi.org/10.1257/jep.7.4.135>

United States Government Accountability Office (GAO). Report to Congressional Requesters: Regulatory Guidance Processes Selected Departments Could Strengthen Internal Control and Dissemination Practices. GAO-15-368. 2015. <https://www.gao.gov/products/gao-15-368>

Gusmano, M.K. (2013), FDA Decisions and Public Deliberation: Challenges and Opportunities. *Public Admin Rev*, 73: S115-S126. <https://doi.org/10.1111/puar.12121>

Paradise, J., Bavlsik, B. (2020). Pandemic Politics, Public Health, and the FDA. *Belmont L. Rev.*, 8, 301.

<https://lawcommons.luc.edu/cgi/viewcontent.cgi?article=1685&context=facpubs>

Daizadeh, I. (2006), An example of information management in biology: Qualitative data economizing theory applied to the Human Genome Project databases. *J. Am. Soc. Inf. Sci.*, 57: 244-250.

<https://doi.org/10.1002/asi.20270>

Daizadeh, I. Investigating Rates of Food and Drug Administration Approvals and Guidances in Drug Development: A Structural Breakpoint/Cointegration Timeseries Analysis. *Ther Innov Regul Sci* 54, 1056–1067 (2020). <https://doi.org/10.1007/s43441-020-00123-5>

Daizadeh, I. Since the Mid-2010s FDA Drug and Biologic Guidelines have been Growing at a Faster Clip than Prior Years: Is it Time to Analyze Their Effectiveness? *Ther Innov Regul Sci* 55, 437–439 (2021a).

<https://doi.org/10.1007/s43441-020-00233-0>

Daizadeh, Iraj, Why did the Number of US FDA Medical Device Guidelines Begin to Rise in the Mid-2010s? A Perspective (September 13, 2022a). Available at SSRN: <https://ssrn.com/abstract=4217869> or

<http://dx.doi.org/10.2139/ssrn.4217869>

Huneycutt, B. J., Malkin, B. J., Van de Wiele, V., Williams, M. P., & Mehta, R. (2020). Regulatory Agency Transparency for Drugs and Biologics: A Comparative Survey of the US Food and Drug Administration, the European Medicines Agency, and Health Canada. *Food & Drug LJ*, 75, 498.

<https://www.fdi.org/2021/04/regulatory-agency-transparency-for-drugs-and-biologics-a-comparative-survey-of-the-u-s-food-and-drug-administration-the-european-medicines-agency-and-health-canada/>

Onur, I., Söderberg, M. The impact of regulatory review time on incremental and radical innovation: evidence from the high-risk medical device market. *J Regul Econ* 57, 134–158 (2020).

<https://doi.org/10.1007/s11149-020-09401-4>

Daizadeh, I. US FDA Drug Approvals are Persistent and Polycyclic: Insights into Economic Cycles, Innovation Dynamics, and National Policy. *Ther Innov Regul Sci* 55, 743–754 (2021b).

<https://doi.org/10.1007/s43441-021-00279-8>

Daizadeh, I. Seasonal and Secular Periodicities Identified in the Dynamics of US FDA Medical Devices (1976–2020): Portends Intrinsic Industrial Transformation and Independence of Certain Crises. *Ther Innov Regul Sci* (2021c). <https://doi.org/10.1007/s43441-021-00334-4> Note: This work was recalled due to a publisher error; readers may also view the preprint version:

<https://doi.org/10.48550/arXiv.2107.05347>

Tarver, M.E.; Neuland, C., Integrating patient perspectives into medical device regulatory decision making to advance innovation in kidney disease. *Clinical Journal of the American Society of Nephrology*, 2021. 16(4), pp.636-638. <https://doi.org/10.2215/CJN.11510720>

Renukuntla, J.; Palakurthi, S.S.; Bolla, P.K.; Clark, B.A.; Boddu, S.H.S.; Manda, P.; Sockwell, S.; Charbe, N.B.; Palakurthi, S. Advances in in-vitro bioequivalence testing methods for complex ophthalmic generic products. *International Journal of Pharmaceutics*, 627, 2022, 122209,

<https://doi.org/10.1016/j.ijpharm.2022.122209>

Samaei, M.; McGregor, A.J.; Jenkins, M.R.; Inclusion of women in FDA-regulated premarket clinical trials: A call for innovative and recommended action, *Contemporary Clinical Trials*, 116, 2022, 106708,

<https://doi.org/10.1016/j.cct.2022.106708>

Fanse, S.; Bao, Q.; Burgess, D.J. Long-acting intrauterine systems: Recent advances, current challenges, and future opportunities, *Advanced Drug Delivery Reviews*, 191, 2022, 114581,

<https://doi.org/10.1016/j.addr.2022.114581>



Nagaoka, S.; Motohashi, K.; Goto, K. Chapter 25 - Patent Statistics as an Innovation Indicator, Editor(s): Bronwyn H. Hall, Nathan Rosenberg, Handbook of the Economics of Innovation, North-Holland, 2, 2010, Pages 1083-1127, ISBN 9780444536099, [https://doi.org/10.1016/S0169-7218\(10\)02009-5](https://doi.org/10.1016/S0169-7218(10)02009-5)

Granger, C.W.J. Causality, cointegration, and control, Journal of Economic Dynamics, and Control. Volume 12, Issues 2–3, 1988, Pages 551-559, [https://doi.org/10.1016/0165-1889\(88\)90055-3](https://doi.org/10.1016/0165-1889(88)90055-3)

Daizadeh, I. (2022b) Singular secular Kuznets-like period realized amid industrial transformation in US FDA medical devices: a perspective on growth from 1976 to 2020, Expert Review of Medical Devices, 19:10, 745-756, <https://doi.org/10.1080/17434440.2022.2139919>

van der Graaf, P.H. Probability of Success in Drug Development. Clin Pharmacol Ther, 2022, 111: 983-985. <https://doi.org/10.1002/cpt.2568>

Lo, A.W.; Thakor, R.T. (2022) Financing Biomedical Innovation. Annual Review of Financial Economics. 14:231-270 (2022) <https://doi.org/10.1146/annurev-financial-031721-081537>

R Core Team (2022). R: A language and environment for statistical computing. R Foundation for Statistical Computing, Vienna, Austria. URL <https://www.R-project.org/>

Back, W. B., Tarver, J. D. Interdependence of population and economic variables in personal incomes. The Southwestern Social Science Quarterly (1959): 22-32.

Pasinetti, L.L. Causality and interdependence in econometric analysis and in economic theory, Structural Change and Economic Dynamics, 49, 2019, Pages 357-363, <https://doi.org/10.1016/j.strueco.2018.09.008>

Revelle, W. (2022) psych: Procedures for Personality and Psychological Research, Northwestern University, Evanston, Illinois, USA, <https://CRAN.R-project.org/package=psych> Version = 2.2.9.

Gross J.; Ligges, U. (2015). `_nortest: Tests for Normality_`. R package version 1.0-4, <https://CRAN.R-project.org/package=nortest>

Trapletti, A.; Hornik, K. (2022). `tseries: Time Series Analysis and Computational Finance`. R package version 0.10-52.

Qiu, D. (2015). `_aTSA: Alternative Time Series Analysis_`. R package version 3.1.2, <https://CRAN.R-project.org/package=aTSA>

Garcia, C. (2022). `_nonlinearTseries: Nonlinear Time Series Analysis_`. R package version 0.2.12, <https://CRAN.R-project.org/package=nonlinearTseries>

Hyndman, R.; Athanasopoulos, G.; Bergmeir, C.; Caceres, G.; Chhay, L.; O'Hara-Wild, M.; Petropoulos, F.; Razbash, S.; Wang, E.; Yasmeeen, F. (2022). `_forecast: Forecasting functions for time series and linear models_`. R package version 8.18, <https://pkg.robjhyndman.com/forecast/>

Hyndman, R.J.; Khandakar, Y. (2008). "Automatic time series forecasting: the forecast package for R." *Journal of Statistical Software*, 26 (3), 1-22. <https://doi.org/10.18637/jss.v027.i03>

Leschinski, C. (2019). `_LongMemoryTS: Long Memory Time Series_`. R package version 0.1.0, <https://CRAN.R-project.org/package=LongMemoryTS>

Ollech, D. (2021). `_seastests: Seasonality Tests_`. R package version 0.15.4, <https://CRAN.R-project.org/package=seastests>

Wei, T.; Simko, V. (2021). R package '`corrplot`': Visualization of a Correlation Matrix (Version 0.92). <https://github.com/taiyun/corrplot>

Harrell, Jr. F. (2022) `_Hmisc: Harrell Miscellaneous_`. R package version 4.7-1, <https://CRAN.R-project.org/package=Hmisc>

Schulte, J. A.: Wavelet analysis for non-stationary, nonlinear time series, *Nonlin. Processes Geophys.*, 23, 257–267, 2016 <https://doi.org/10.5194/npg-23-257-2016>

Lineesh M.C., Minu K.K., John C.J., Analysis of nonstationary nonlinear economic time series of gold price: A comparative study. *International mathematical forum*. 2010. Vol. 5, No. 34, pp. 1673-1683.

Sang, Y-F. A review on the applications of wavelet transform in hydrology time series analysis.

*Atmospheric Research*, Volume 122, 2013, Pages 8-15, <https://doi.org/10.1016/j.atmosres.2012.11.003>

Torrence, C.; Compo, G.P. A practical guide to wavelet analysis. *Bulletin of the American Meteorological Society*. 1998. 79(1): 61-78. [https://doi.org/10.1175/1520-0477\(1998\)079<0061:APGTWA>2.0.CO;2](https://doi.org/10.1175/1520-0477(1998)079<0061:APGTWA>2.0.CO;2)

Roesch, A.; Schmidbauer, H. (2018). *\_WaveletComp: Computational Wavelet Analysis\_*. R package version 1.1, <https://CRAN.R-project.org/package=WaveletComp>

Mao, X.; Shang, P. Transfer entropy between multivariate time series, *Communications in Nonlinear Science and Numerical Simulation*, Volume 47, 2017, Pages 338-347, <https://doi.org/10.1016/j.cnsns.2016.12.008>

Amornbunchornvej, C.; Zheleva, E.; Berger-Wolf, T. Variable-lag Granger Causality and Transfer Entropy for Time Series Analysis. *ACM Transactions on Knowledge Discovery from Data*. 2021. Vol 15(4), Article 67.

Dhifaoui, Z.; Khalifaoui, R.; Ben-Jabeur, S.; Abedin, M.Z. Exploring the Effect of Climate Risk on Agricultural and Food Stock Prices Fresh Evidence from Emd-Based Variable-Lag Transfer Entropy Analysis. Available at SSRN: <http://dx.doi.org/10.2139/ssrn.4163681>

Martins dos Santos, W. (2022). *\_regr.easy: Easy Linear, Quadratic and Cubic Regression Models\_*. R package version 1.0.1, <https://CRAN.R-project.org/package=regr.easy>

Horst, A.; McDonald, F. Uncertain But Not Unregulated: Medical Product Regulation in the Light of Three-Dimensional Printed Medical Products. *3D Printing and Additive Manufacturing*. (2020). 248-257. <http://doi.org/10.1089/3dp.2020.0076>

Bouchard, R.A.; Sawani, J.; McLelland, C.; Sawicka, M. "The pas de deux of pharmaceutical regulation and innovation: Who's leading whom." *Berkeley Tech. LJ* 24 (2009): 1461.

Gutierrez, L.; Cauchon, N.S.; Christian, T.R.; Giffin, M.J.; Abernathy, M.J. The Confluence of Innovation in Therapeutics and Regulation: Recent CMC Considerations, *Journal of Pharmaceutical Sciences*, 109(12), 2020, Pages 3524-3534, <https://doi.org/10.1016/j.xphs.2020.09.025>

Amur, S.; Frueh, F.W.; Lesko, L.J.; Huang, S-M. Integration and use of biomarkers in drug development, regulation and clinical practice: a US regulatory perspective. *Biomarkers in Medicine*. 2008. 2(3) <https://doi.org/10.2217/17520363.2.3.305>

Daizadeh, I. Issued US patents, patent-related global academic and media publications, and the US market indices are inter-correlated, with varying growth patterns. *Scientometrics* 73, 29–36 (2007). <https://doi.org/10.1007/s11192-007-1749-1>

Daizadeh I. An intellectual property-based corporate strategy: An R&D spend, patent, trademark, media communication, and market price innovation agenda. *Scientometrics*. 2009 Sep 1;80(3):731-46. <https://doi.org/10.1007/s11192-008-2105-9>

Daizadeh, I. Trademark and patent applications are structurally near identical and cointegrated: Implications for studies in innovation. *Iberoamerican Journal of Science Measurement and Communication*. 2021c;1(2). <https://doi.org/10.47909/ijsmc.33>

Daizadeh, I. Leveraging latent persistency in the United States patent and trademark applications to gain insight into the evolution of an innovation-driven economy. 2021d; 1(3)

<https://doi.org/10.47909/ijsmc.32>

Wardell, W.M., (1973), Introduction of new therapeutic drugs in the United States and Great Britain: An international comparison, *Clinical Pharmacology & Therapeutics*, 14,

<https://doi.org/10.1002/cpt1973145773>

Yackee, S.W. Guidance on regulatory guidance: what the government needs to know and do to engage the public. Accessible on

<https://www.businessofgovernment.org/sites/default/files/Guidance%20on%20Regulatory%20Guidance.pdf>; (2021) last accessed: 21-Nov-2022.

Daizadeh, I. Has the COVID-19 Crisis Affected the Growth of United States Food and Drug Administration Drug Approvals? The Answer is Not Yet! A Time Series (Forecasting) Study. *Ther Innov Regul Sci* 55, 553–557 (2021e). <https://doi.org/10.1007/s43441-020-00249-6>

**Appendix**

citation()

R Core Team (2022). R: A language and environment for statistical computing. R Foundation for Statistical Computing, Vienna, Austria. URL <https://www.R-project.org/>.

version

```
platform      x86_64-w64-mingw32
arch          x86_64
os            mingw32
crt           ucrt
system        x86_64, mingw32
status
major         4
minor         2.1
year          2022
month         06
day           23
svn rev       82513
language      R
version.string R version 4.2.1 (2022-06-23 ucrt)
nickname      Funny-Looking Kid
```

# Read data

```
Ucurve<-0;
Ucurve<-read.csv("510k-Ucurve-Final.csv", header=TRUE)
```

```
#Create MPI (sum of FDA Registered MD and Med) and MPI Guides (sum of FDA Registered MD and
#Med Guidelines)
```

```
MPI<-Ucurve$MDReg+Ucurve$MedReg
MPIGuides<-Ucurve$MDGuides+Ucurve$MedGuides
```

#Create Cumulative sum of MPI and MPI Guides

```
CumMPI<-cumsum(MPI);
CumMPIGuides<- cumsum(MPIGuides)
```

Ucurve&lt;-cbind(Ucurve, MPI, MPIGuides, CumMPI, CumMPIGuides)

```
Ucurve
  MDReg MedReg MDGuides MedGuides  MPI MPIGuides CumMPI CumMPIGuides
1    4   251    0    0 255    0 255    0
2    2   185    0    0 187    0 442    0
3  130   149    0    0 279    0 721    0
4  171   124    2    0 295    2 1016    2
5  114   250    0    0 364    0 1380    2
6  169   124    2    0 293    2 1673    4
7  250   145    1    0 395    1 2068    5
```

8	253	128	0	0	381	0	2449	5
9	199	121	1	0	320	1	2769	6
10	157	164	0	0	321	0	3090	6
11	180	81	1	0	261	1	3351	7
12	183	139	0	0	322	0	3673	7
13	106	158	0	0	264	0	3937	7
14	193	169	0	0	362	0	4299	7
15	180	150	0	0	330	0	4629	7
16	217	158	0	0	375	0	5004	7
17	198	131	0	2	329	2	5333	9
18	179	120	0	0	299	0	5632	9
19	215	68	1	0	283	1	5915	10
20	111	185	0	0	296	0	6211	10
21	205	164	0	0	369	0	6580	10
22	155	193	0	0	348	0	6928	10
23	141	224	0	0	365	0	7293	10
24	158	170	0	0	328	0	7621	10
25	147	144	1	0	291	1	7912	11
26	185	190	0	0	375	0	8287	11
27	123	242	0	0	365	0	8652	11
28	211	223	0	0	434	0	9086	11
29	151	172	0	0	323	0	9409	11
30	176	230	0	1	406	1	9815	12
31	118	234	0	1	352	1	10167	13
32	208	116	0	0	324	0	10491	13
33	152	145	0	0	297	0	10788	13
34	225	213	0	0	438	0	11226	13
35	154	153	0	0	307	0	11533	13
36	189	203	0	0	392	0	11925	13
37	183	164	0	0	347	0	12272	13
38	175	213	0	0	388	0	12660	13
39	147	208	0	0	355	0	13015	13
40	224	252	1	2	476	3	13491	16
41	276	163	1	0	439	1	13930	17
42	282	295	0	0	577	0	14507	17
43	221	168	0	0	389	0	14896	17
44	280	180	0	0	460	0	15356	17
45	273	254	0	0	527	0	15883	17
46	217	275	0	0	492	0	16375	17
47	211	135	1	0	346	1	16721	18
48	246	179	0	0	425	0	17146	18
49	311	290	1	0	601	1	17747	19
50	210	462	0	0	672	0	18419	19
51	191	293	0	0	484	0	18903	19
52	256	310	1	0	566	1	19469	20
53	230	219	3	4	449	7	19918	27
54	299	191	0	9	490	9	20408	36
55	200	119	0	0	319	0	20727	36

56	343	178	0	0	521	0	21248	36
57	313	331	0	1	644	1	21892	37
58	251	163	0	0	414	0	22306	37
59	340	238	0	0	578	0	22884	37
60	266	292	0	0	558	0	23442	37
61	284	243	1	0	527	1	23969	38
62	296	297	0	0	593	0	24562	38
63	376	158	0	1	534	1	25096	39
64	266	222	0	0	488	0	25584	39
65	323	195	1	0	518	1	26102	40
66	220	329	0	0	549	0	26651	40
67	282	309	0	0	591	0	27242	40
68	318	273	0	0	591	0	27833	40
69	243	183	0	0	426	0	28259	40
70	225	323	0	0	548	0	28807	40
71	379	356	0	0	735	0	29542	40
72	329	391	0	1	720	1	30262	41
73	328	328	0	1	656	1	30918	42
74	345	536	0	0	881	0	31799	42
75	391	449	0	0	840	0	32639	42
76	284	247	0	0	531	0	33170	42
77	288	267	0	0	555	0	33725	42
78	242	180	0	0	422	0	34147	42
79	312	224	0	0	536	0	34683	42
80	316	312	0	0	628	0	35311	42
81	341	261	0	0	602	0	35913	42
82	193	218	0	0	411	0	36324	42
83	385	246	0	1	631	1	36955	43
84	307	201	0	0	508	0	37463	43
85	253	180	0	0	433	0	37896	43
86	385	263	0	0	648	0	38544	43
87	287	356	1	0	643	1	39187	44
88	325	210	0	0	535	0	39722	44
89	344	170	0	0	514	0	40236	44
90	378	176	0	0	554	0	40790	44
91	306	256	0	0	562	0	41352	44
92	319	223	0	0	542	0	41894	44
93	425	274	0	1	699	1	42593	45
94	365	322	0	0	687	0	43280	45
95	486	439	0	0	925	0	44205	45
96	468	247	0	0	715	0	44920	45
97	452	217	0	2	669	2	45589	47
98	326	272	0	0	598	0	46187	47
99	341	226	0	0	567	0	46754	47
100	467	249	0	0	716	0	47470	47
101	330	359	0	0	689	0	48159	47
102	414	463	0	0	877	0	49036	47
103	323	270	0	0	593	0	49629	47



104	260	211	0	1 471	1 50100	48
105	380	362	1	0 742	1 50842	49
106	355	190	1	0 545	1 51387	50
107	467	276	0	1 743	1 52130	51
108	439	498	0	0 937	0 53067	51
109	501	408	0	0 909	0 53976	51
110	457	570	0	0 1027	0 55003	51
111	490	438	0	0 928	0 55931	51
112	413	503	0	0 916	0 56847	51
113	393	344	0	0 737	0 57584	51
114	341	530	1	0 871	1 58455	52
115	374	347	1	0 721	1 59176	53
116	337	344	0	0 681	0 59857	53
117	358	509	0	0 867	0 60724	53
118	436	421	0	0 857	0 61581	53
119	478	238	0	0 716	0 62297	53
120	425	303	0	0 728	0 63025	53
121	440	328	0	0 768	0 63793	53
122	395	326	0	0 721	0 64514	53
123	418	353	0	0 771	0 65285	53
124	426	369	0	0 795	0 66080	53
125	434	314	1	0 748	1 66828	54
126	398	354	0	0 752	0 67580	54
127	338	359	0	0 697	0 68277	54
128	337	292	0	0 629	0 68906	54
129	299	289	0	0 588	0 69494	54
130	437	290	0	5 727	5 70221	59
131	524	378	0	0 902	0 71123	59
132	369	408	0	0 777	0 71900	59
133	370	375	0	5 745	5 72645	64
134	427	291	2	0 718	2 73363	66
135	344	565	0	0 909	0 74272	66
136	394	287	1	0 681	1 74953	67
137	392	256	8	5 648	13 75601	80
138	423	271	1	1 694	2 76295	82
139	368	260	0	0 628	0 76923	82
140	359	310	0	1 669	1 77592	83
141	331	290	0	0 621	0 78213	83
142	444	446	0	0 890	0 79103	83
143	505	522	3	0 1027	3 80130	86
144	543	459	1	0 1002	1 81132	87
145	383	399	0	0 782	0 81914	87
146	378	498	0	0 876	0 82790	87
147	419	344	0	2 763	2 83553	89
148	503	482	1	0 985	1 84538	90
149	397	303	0	0 700	0 85238	90
150	370	360	0	0 730	0 85968	90
151	330	511	0	0 841	0 86809	90

152	336	498	0	0	834	0	87643	90
153	370	463	0	0	833	0	88476	90
154	431	434	3	0	865	3	89341	93
155	489	422	3	0	911	3	90252	96
156	487	379	0	0	866	0	91118	96
157	491	518	0	0	1009	0	92127	96
158	540	397	0	1	937	1	93064	97
159	362	551	0	0	913	0	93977	97
160	617	262	10	2	879	12	94856	109
161	543	236	1	0	779	1	95635	110
162	540	341	0	0	881	0	96516	110
163	371	301	0	3	672	3	97188	113
164	414	231	0	0	645	0	97833	113
165	491	441	1	1	932	2	98765	115
166	449	323	0	0	772	0	99537	115
167	493	269	0	0	762	0	100299	115
168	461	303	0	0	764	0	101063	115
169	410	245	0	0	655	0	101718	115
170	403	290	0	1	693	1	102411	116
171	467	203	0	0	670	0	103081	116
172	491	222	0	0	713	0	103794	116
173	468	410	0	0	878	0	104672	116
174	482	214	0	0	696	0	105368	116
175	337	302	0	0	639	0	106007	116
176	424	241	0	0	665	0	106672	116
177	365	363	0	1	728	1	107400	117
178	345	491	1	0	836	1	108236	118
179	431	490	1	0	921	1	109157	119
180	430	404	1	0	834	1	109991	120
181	369	339	1	0	708	1	110699	121
182	365	229	1	1	594	2	111293	123
183	395	294	0	0	689	0	111982	123
184	405	490	0	0	895	0	112877	123
185	428	375	0	1	803	1	113680	124
186	450	274	0	0	724	0	114404	124
187	340	300	0	0	640	0	115044	124
188	393	395	0	0	788	0	115832	124
189	409	399	0	0	808	0	116640	124
190	328	367	0	0	695	0	117335	124
191	396	283	0	1	679	1	118014	125
192	309	649	0	1	958	1	118972	126
193	260	395	1	3	655	4	119627	130
194	279	326	1	0	605	1	120232	131
195	334	294	0	0	628	0	120860	131
196	289	343	0	0	632	0	121492	131
197	388	389	0	0	777	0	122269	131
198	328	241	0	0	569	0	122838	131
199	346	283	0	2	629	2	123467	133

200	342	412	0	0	754	0	124221	133
201	296	221	0	0	517	0	124738	133
202	333	278	3	0	611	3	125349	136
203	446	361	3	0	807	3	126156	139
204	332	413	0	0	745	0	126901	139
205	363	324	1	0	687	1	127588	140
206	387	365	1	0	752	1	128340	141
207	494	413	0	2	907	2	129247	143
208	389	360	2	1	749	3	129996	146
209	362	258	1	0	620	1	130616	147
210	391	335	2	0	726	2	131342	149
211	364	290	0	0	654	0	131996	149
212	376	359	0	0	735	0	132731	149
213	533	458	0	0	991	0	133722	149
214	620	394	2	0	1014	2	134736	151
215	700	371	0	0	1071	0	135807	151
216	501	282	1	0	783	1	136590	152
217	521	323	0	0	844	0	137434	152
218	468	370	1	0	838	1	138272	153
219	490	325	1	0	815	1	139087	154
220	508	273	1	2	781	3	139868	157
221	463	480	2	2	943	4	140811	161
222	344	327	0	0	671	0	141482	161
223	500	237	1	2	737	3	142219	164
224	546	491	0	0	1037	0	143256	164
225	433	349	1	0	782	1	144038	165
226	516	409	12	3	925	15	144963	180
227	582	355	9	19	937	28	145900	208
228	451	246	1	0	697	1	146597	209
229	614	356	1	0	970	1	147567	210
230	519	379	2	3	898	5	148465	215
231	496	252	4	1	748	5	149213	220
232	528	501	1	1	1029	2	150242	222
233	508	294	1	0	802	1	151044	223
234	518	392	0	0	910	0	151954	223
235	417	356	0	3	773	3	152727	226
236	401	321	1	1	722	2	153449	228
237	358	277	0	0	635	0	154084	228
238	439	377	1	1	816	2	154900	230
239	488	584	3	6	1072	9	155972	239
240	421	512	1	2	933	3	156905	242
241	411	451	1	1	862	2	157767	244
242	345	362	1	0	707	1	158474	245
243	407	456	3	5	863	8	159337	253
244	409	824	3	3	1233	6	160570	259
245	361	346	2	0	707	2	161277	261
246	449	401	2	0	850	2	162127	263
247	456	254	0	0	710	0	162837	263

248	347	405	1	2 752	3 163589	266
249	344	452	2	1 796	3 164385	269
250	412	292	2	4 704	6 165089	275
251	426	366	2	0 792	2 165881	277
252	411	554	0	1 965	1 166846	278
253	395	395	1	5 790	6 167636	284
254	410	462	1	0 872	1 168508	285
255	428	473	0	4 901	4 169409	289
256	406	425	0	3 831	3 170240	292
257	356	359	0	1 715	1 170955	293
258	399	391	0	1 790	1 171745	294
259	367	386	2	3 753	5 172498	299
260	394	436	1	3 830	4 173328	303
261	345	334	10	4 679	14 174007	317
262	352	593	2	2 945	4 174952	321
263	345	425	0	17 770	17 175722	338
264	327	435	1	2 762	3 176484	341
265	361	411	1	4 772	5 177256	346
266	340	369	1	3 709	4 177965	350
267	365	332	3	3 697	6 178662	356
268	337	468	4	0 805	4 179467	360
269	364	520	1	7 884	8 180351	368
270	329	476	2	3 805	5 181156	373
271	397	418	9	0 815	9 181971	382
272	418	670	1	3 1088	4 183059	386
273	299	265	1	3 564	4 183623	390
274	347	601	0	3 948	3 184571	393
275	340	607	4	1 947	5 185518	398
276	314	426	0	1 740	1 186258	399
277	302	581	2	2 883	4 187141	403
278	365	373	1	2 738	3 187879	406
279	317	361	0	2 678	2 188557	408
280	363	377	0	5 740	5 189297	413
281	385	339	0	2 724	2 190021	415
282	310	385	0	0 695	0 190716	415
283	378	617	1	2 995	3 191711	418
284	381	439	0	2 820	2 192531	420
285	320	406	5	0 726	5 193257	425
286	381	468	1	1 849	2 194106	427
287	390	516	1	1 906	2 195012	429
288	367	642	2	2 1009	4 196021	433
289	369	550	0	0 919	0 196940	433
290	356	383	1	0 739	1 197679	434
291	287	513	2	0 800	2 198479	436
292	356	437	3	1 793	4 199272	440
293	256	416	0	0 672	0 199944	440
294	319	485	0	4 804	4 200748	444
295	312	410	1	1 722	2 201470	446

296	310	480	0	6 790	6 202260	452
297	276	366	1	2 642	3 202902	455
298	313	428	1	3 741	4 203643	459
299	344	607	0	5 951	5 204594	464
300	300	638	2	1 938	3 205532	467
301	385	452	2	5 837	7 206369	474
302	382	398	1	0 780	1 207149	475
303	325	383	2	7 708	9 207857	484
304	415	704	0	5 1119	5 208976	489
305	327	383	0	3 710	3 209686	492
306	366	475	0	3 841	3 210527	495
307	362	459	1	3 821	4 211348	499
308	355	333	0	1 688	1 212036	500
309	351	479	2	1 830	3 212866	503
310	353	457	0	0 810	0 213676	503
311	358	613	0	1 971	1 214647	504
312	323	555	0	2 878	2 215525	506
313	387	477	0	3 864	3 216389	509
314	357	400	1	0 757	1 217146	510
315	369	693	1	1 1062	2 218208	512
316	371	506	2	0 877	2 219085	514
317	350	434	0	0 784	0 219869	514
318	388	569	1	1 957	2 220826	516
319	344	607	2	1 951	3 221777	519
320	389	674	1	3 1063	4 222840	523
321	349	255	0	3 604	3 223444	526
322	307	153	1	3 460	4 223904	530
323	369	179	0	1 548	1 224452	531
324	306	214	1	4 520	5 224972	536
325	337	242	0	5 579	5 225551	541
326	306	227	1	1 533	2 226084	543
327	353	147	2	2 500	4 226584	547
328	383	150	0	0 533	0 227117	547
329	335	176	2	4 511	6 227628	553
330	440	192	0	0 632	0 228260	553
331	324	177	1	2 501	3 228761	556
332	347	189	2	0 536	2 229297	558
333	269	164	2	2 433	4 229730	562
334	316	177	1	0 493	1 230223	563
335	401	261	1	2 662	3 230885	566
336	333	232	0	1 565	1 231450	567
337	356	204	3	1 560	4 232010	571
338	343	247	1	10 590	11 232600	582
339	338	232	1	2 570	3 233170	585
340	310	163	0	3 473	3 233643	588
341	332	286	1	1 618	2 234261	590
342	311	226	1	5 537	6 234798	596
343	342	179	2	3 521	5 235319	601

344	346	201	1	4	547	5	235866	606
345	250	136	1	3	386	4	236252	610
346	320	133	6	0	453	6	236705	616
347	355	154	3	12	509	15	237214	631
348	302	227	3	6	529	9	237743	640
349	318	235	2	1	553	3	238296	643
350	327	245	0	3	572	3	238868	646
351	331	205	2	0	536	2	239404	648
352	333	378	1	0	711	1	240115	649
353	354	187	2	2	541	4	240656	653
354	310	146	1	2	456	3	241112	656
355	316	183	2	0	499	2	241611	658
356	383	186	0	0	569	0	242180	658
357	287	160	4	9	447	13	242627	671
358	293	173	3	6	466	9	243093	680
359	427	235	4	7	662	11	243755	691
360	340	172	1	3	512	4	244267	695
361	388	158	2	0	546	2	244813	697
362	373	176	0	8	549	8	245362	705
363	370	216	0	2	586	2	245948	707
364	361	221	0	3	582	3	246530	710
365	359	178	2	2	537	4	247067	714
366	362	204	2	5	566	7	247633	721
367	358	129	1	1	487	2	248120	723
368	373	209	1	0	582	1	248702	724
369	322	181	0	0	503	0	249205	724
370	290	240	2	4	530	6	249735	730
371	374	212	2	1	586	3	250321	733
372	305	240	0	0	545	0	250866	733
373	392	209	2	5	601	7	251467	740
374	322	279	5	2	601	7	252068	747
375	302	207	3	2	509	5	252577	752
376	379	256	0	3	635	3	253212	755
377	312	310	4	3	622	7	253834	762
378	369	311	3	1	680	4	254514	766
379	353	245	0	2	598	2	255112	768
380	383	469	0	1	852	1	255964	769
381	317	257	2	0	574	2	256538	771
382	348	286	2	6	634	8	257172	779
383	329	257	2	3	586	5	257758	784
384	383	248	3	4	631	7	258389	791
385	419	266	0	0	685	0	259074	791
386	343	257	0	5	600	5	259674	796
387	410	202	3	2	612	5	260286	801
388	348	234	3	0	582	3	260868	804
389	400	236	0	3	636	3	261504	807
390	425	308	1	1	733	2	262237	809
391	362	211	0	2	573	2	262810	811

392	460	250	3	1 710	4 263520	815
393	357	217	1	5 574	6 264094	821
394	373	221	1	1 594	2 264688	823
395	433	604	0	0 1037	0 265725	823
396	399	278	0	10 677	10 266402	833
397	366	250	0	3 616	3 267018	836
398	369	210	2	2 579	4 267597	840
399	433	264	2	5 697	7 268294	847
400	294	235	1	1 529	2 268823	849
401	339	233	0	3 572	3 269395	852
402	376	156	1	7 532	8 269927	860
403	338	250	0	4 588	4 270515	864
404	423	199	1	8 622	9 271137	873
405	341	224	1	4 565	5 271702	878
406	309	202	2	5 511	7 272213	885
407	430	255	1	6 685	7 272898	892
408	390	307	1	2 697	3 273595	895
409	348	234	0	1 582	1 274177	896
410	416	264	2	6 680	8 274857	904
411	400	216	1	0 616	1 275473	905
412	415	221	1	4 636	5 276109	910
413	374	211	2	6 585	8 276694	918
414	395	243	0	1 638	1 277332	919
415	377	259	2	3 636	5 277968	924
416	457	331	1	1 788	2 278756	926
417	417	235	0	3 652	3 279408	929
418	374	255	0	1 629	1 280037	930
419	484	330	1	1 814	2 280851	932
420	409	246	1	2 655	3 281506	935
421	520	306	1	2 826	3 282332	938
422	432	407	0	4 839	4 283171	942
423	439	282	1	0 721	1 283892	943
424	479	297	1	8 776	9 284668	952
425	444	301	0	7 745	7 285413	959
426	416	292	0	4 708	4 286121	963
427	421	300	0	6 721	6 286842	969
428	515	309	0	5 824	5 287666	974
429	352	331	0	0 683	0 288349	974
430	392	303	2	2 695	4 289044	978
431	499	346	0	4 845	4 289889	982
432	495	301	0	1 796	1 290685	983
433	491	280	0	2 771	2 291456	985
434	437	204	0	6 641	6 292097	991
435	451	302	1	1 753	2 292850	993
436	457	319	0	3 776	3 293626	996
437	455	302	0	3 757	3 294383	999
438	488	265	0	5 753	5 295136	1004
439	462	350	1	4 812	5 295948	1009

440	569	413	0	8 982	8 296930	1017
441	355	417	1	4 772	5 297702	1022
442	421	488	3	5 909	8 298611	1030
443	471	460	4	5 931	9 299542	1039
444	431	549	3	7 980	10 300522	1049
445	458	533	1	7 991	8 301513	1057
446	454	377	1	7 831	8 302344	1065
447	464	468	0	5 932	5 303276	1070
448	514	431	3	4 945	7 304221	1077
449	411	396	1	4 807	5 305028	1082
450	521	425	1	3 946	4 305974	1086
451	382	299	3	3 681	6 306655	1092
452	513	343	0	1 856	1 307511	1093
453	433	400	0	4 833	4 308344	1097
454	438	346	2	7 784	9 309128	1106
455	470	376	4	7 846	11 309974	1117
456	513	361	1	1 874	2 310848	1119
457	525	255	2	5 780	7 311628	1126
458	441	509	3	14 950	17 312578	1143
459	539	514	2	6 1053	8 313631	1151
460	474	537	6	5 1011	11 314642	1162
461	407	858	1	0 1265	1 315907	1163
462	547	334	4	5 881	9 316788	1172
463	376	507	2	5 883	7 317671	1179
464	523	675	4	10 1198	14 318869	1193
465	411	456	0	2 867	2 319736	1195
466	393	490	1	1 883	2 320619	1197
467	463	535	1	4 998	5 321617	1202
468	492	662	1	7 1154	8 322771	1210
469	409	451	0	2 860	2 323631	1212
470	444	545	1	8 989	9 324620	1221
471	496	560	1	3 1056	4 325676	1225
472	388	454	3	8 842	11 326518	1236
473	386	641	1	2 1027	3 327545	1239
474	458	524	1	4 982	5 328527	1244
475	408	592	0	7 1000	7 329527	1251
476	445	589	2	2 1034	4 330561	1255
477	387	556	2	2 943	4 331504	1259
478	434	488	4	6 922	10 332426	1269
479	510	470	2	4 980	6 333406	1275
480	477	496	2	8 973	10 334379	1285
481	398	610	2	1 1008	3 335387	1288
482	452	378	2	9 830	11 336217	1299
483	455	350	4	7 805	11 337022	1310
484	500	329	3	4 829	7 337851	1317
485	512	402	2	8 914	10 338765	1327
486	439	313	2	8 752	10 339517	1337
487	422	384	4	13 806	17 340323	1354



488	534	821	5	12 1355	17 341678	1371
489	355	449	3	18 804	21 342482	1392
490	441	405	0	1 846	1 343328	1393
491	491	345	0	0 836	0 344164	1393
492	454	411	0	0 865	0 345029	1393
493	559	455	0	0 1014	0 346043	1393
494	564	306	2	5 870	7 346913	1400
495	430	280	1	8 710	9 347623	1409
496	587	497	2	5 1084	7 348707	1416
497	443	307	7	9 750	16 349457	1432
498	526	299	11	20 825	31 350282	1463
499	512	285	2	11 797	13 351079	1476
500	563	342	6	20 905	26 351984	1502
501	394	186	1	8 580	9 352564	1511
502	452	233	2	11 685	13 353249	1524
503	581	281	1	12 862	13 354111	1537
504	567	303	3	12 870	15 354981	1552
505	497	310	1	17 807	18 355788	1570
506	515	337	3	10 852	13 356640	1583
507	513	341	0	22 854	22 357494	1605
508	464	246	1	11 710	12 358204	1617
509	377	773	3	16 1150	19 359354	1636
510	491	374	3	21 865	24 360219	1660
511	527	444	0	6 971	6 361190	1666
512	479	356	4	15 835	19 362025	1685
513	376	342	0	0 718	0 362743	1685
514	302	338	7	25 640	32 363383	1717
515	576	266	3	20 842	23 364225	1740
516	441	441	5	11 882	16 365107	1756
517	526	483	5	17 1009	22 366116	1778
518	473	229	1	12 702	13 366818	1791
519	507	419	5	19 926	24 367744	1815
520	436	453	4	15 889	19 368633	1834
521	438	488	17	22 926	39 369559	1873
522	502	840	2	15 1342	17 370901	1890
523	438	776	0	6 1214	6 372115	1896
524	540	524	7	21 1064	28 373179	1924
525	376	413	3	17 789	20 373968	1944
526	358	531	3	13 889	16 374857	1960
527	477	431	13	22 908	35 375765	1995
528	522	548	13	15 1070	28 376835	2023
529	442	498	5	13 940	18 377775	2041
530	409	419	2	10 828	12 378603	2053
531	459	483	10	22 942	32 379545	2085
532	444	513	4	19 957	23 380502	2108
533	430	456	9	19 886	28 381388	2136
534	504	469	6	18 973	24 382361	2160
535	437	461	6	18 898	24 383259	2184

```
536 572 377 7 18 949 25 384208 2209
```

```
str(Ucurve)
```

```
'data.frame': 536 obs. of 8 variables:
```

```
$ MDReg : int 4 2 130 171 114 169 250 253 199 157 ...
$ MedReg : int 251 185 149 124 250 124 145 128 121 164 ...
$ MDGuides : int 0 0 0 2 0 2 1 0 1 0 ...
$ MedGuides : int 0 0 0 0 0 0 0 0 0 0 ...
$ MPI : int 255 187 279 295 364 293 395 381 320 321 ...
$ MPIGuides : int 0 0 0 2 0 2 1 0 1 0 ...
$ CumMPI : int 255 442 721 1016 1380 1673 2068 2449 2769 3090 ...
$ CumMPIGuides: int 0 0 0 2 2 4 5 5 6 6 ...
```

```
library(psych); citation("psych")
```

```
Revelle, W. (2022) psych: Procedures for Personality and
Psychological Research, Northwestern University,
Evanston, Illinois, USA,
https://CRAN.R-project.org/package=psych Version = 2.2.9.
```

```
psych::describe(Ucurve)
```

	vars	n	mean	sd	median	trimmed	mad	min	max	range	skew	kurtosis	se
MDReg	1	536	377.71	98.84	376.5	382.16	84.51	2	700	698	-0.41	0.74	4.27
MedReg	2	536	339.09	136.15	321.5	328.94	135.66	68	858	790	0.78	0.63	5.88
MDGuides	3	536	1.23	2.04	1.0	0.80	1.48	0	17	17	3.29	14.81	0.09
MedGuides	4	536	2.89	4.65	1.0	1.78	1.48	0	25	25	2.36	5.58	0.20
MPI	5	536	716.81	197.80	721.0	720.55	206.08	187	1355	1168	-0.06	-0.09	8.54
MPIGuides	6	536	4.12	6.09	2.0	2.74	2.97	0	39	39	2.55	7.42	0.26
CumMPI	7	536	177557.10	113659.38	179909.0	175762.11	144213.98	255	384208	383953	0.05	-	1.23
CumMPIGuides	8	536	526.80	536.86	364.0	447.12	474.43	0	2209	2209	1.07	0.35	23.19

```
#Normality
```

```
library(nortest);citation("nortest")
```

```
Gross J, Ligges U (2015). _nortest: Tests for Normality_.
R package version 1.0-4,
<https://CRAN.R-project.org/package=nortest>.
```

```
library(tseries); citation("tseries")
```

```
Adrian Trapletti and Kurt Hornik (2022). tseries: Time
Series Analysis and Computational Finance. R package
version 0.10-52.
```

```
i=0; for (i in 1:8) { print(i); print (jarque.bera.test (Ucurve[,i]) ) }
```

```
[1] 1
```

```
Jarque Bera Test
```

```
data: Ucurve[, i]
```

```
X-squared = 27.361, df = 2, p-value = 1.145e-06
```

```
[1] 2
```

```
Jarque Bera Test
```

```
data: Ucurve[, i]
```

```
X-squared = 63.264, df = 2, p-value = 1.832e-14
```

```
[1] 3
```

```
Jarque Bera Test
```

```
data: Ucurve[, i]
```

```
X-squared = 5912.7, df = 2, p-value < 2.2e-16
```

```
[1] 4
```

```
Jarque Bera Test
```

```
data: Ucurve[, i]
```

```
X-squared = 1201.9, df = 2, p-value < 2.2e-16
```

```
[1] 5
```

```
Jarque Bera Test
```

```
data: Ucurve[, i]
```

```
X-squared = 0.45603, df = 2, p-value = 0.7961
```

```
[1] 6
```

```
Jarque Bera Test
```

```
data: Ucurve[, i]
```

```
X-squared = 1826, df = 2, p-value < 2.2e-16
```

```
[1] 7
```

```
Jarque Bera Test
```

```
data: Ucurve[, i]
```

```
X-squared = 33.42, df = 2, p-value = 5.532e-08
```

```
[1] 8
```

```
Jarque Bera Test
```

```
data: Ucurve[, i]
```

```
X-squared = 105.52, df = 2, p-value < 2.2e-16
```

```
i=0; for (i in 1:8) { c=0; c <- ad.test (Ucurve[,i]); print (c$p.value) }
```

```
[1] 1.248561e-06
```

```
[1] 3.844127e-11
```

```
[1] 3.7e-24
```

```
[1] 3.7e-24
```

```
[1] 0.09462634
```

```
[1] 3.7e-24
```

```
[1] 3.334211e-17
```

```
[1] 3.7e-24
```

```
i=0; for (i in 1:8) { c=0; c <- cvm.test (Ucurve[,i]); print (c$p.value) }
```

```
[1] 3.285281e-05
```

```
[1] 6.232428e-08
```

```
[1] 7.37e-10
```

```
[1] 7.37e-10
```

```
[1] 0.2449725
```

```
[1] 7.37e-10
```

```
[1] 1.760278e-09
```

```
[1] 7.37e-10
```

```
Warning messages:
```

```
1: In cvm.test(Ucurve[, i]) :
```

```
  p-value is smaller than 7.37e-10, cannot be computed more accurately
```

```
2: In cvm.test(Ucurve[, i]) :
```

```
  p-value is smaller than 7.37e-10, cannot be computed more accurately
```

```
3: In cvm.test(Ucurve[, i]) :
```

```
  p-value is smaller than 7.37e-10, cannot be computed more accurately
```

```
4: In cvm.test(Ucurve[, i]) :
```

```
  p-value is smaller than 7.37e-10, cannot be computed more accurately
```

```
#Stationarity
```

```
library(aTSA);citation("aTSA")
```

```
Qiu D (2015). _aTSA: Alternative Time Series Analysis_. R
```

```
  package version 3.1.2,
```

```
  <https://CRAN.R-project.org/package=aTSA>.
```

```
i=0; for (i in 1:8) { print(i); aTSA::stationary.test(Ucurve[,i], method="kpss") }
```

```
[1] 1
```

```
KPSS Unit Root Test
```

```
alternative: nonstationary
```

```
Type 1: no drift no trend
```

```
lag stat p.value
```

```
 5 5.36 0.01
```

```
-----
```

```
Type 2: with drift no trend
```

```
lag stat p.value
```

```
 5 2.53 0.01
```

```
-----
```

```
Type 1: with drift and trend
```

```
lag stat p.value
```

```
 5 0.641 0.01
```

```
-----
```

```
Note: p.value = 0.01 means p.value <= 0.01
```

```
      : p.value = 0.10 means p.value >= 0.10
```

```
[1] 2
```

```
KPSS Unit Root Test
```

```
alternative: nonstationary
```

```
Type 1: no drift no trend
```

lag stat p.value  
5 10.3 0.01

-----

Type 2: with drift no trend

lag stat p.value  
5 1.2 0.01

-----

Type 1: with drift and trend

lag stat p.value  
5 0.447 0.01

-----

Note: p.value = 0.01 means p.value  $\leq$  0.01

: p.value = 0.10 means p.value  $\geq$  0.10

[1] 3

KPSS Unit Root Test

alternative: nonstationary

Type 1: no drift no trend

lag stat p.value  
5 5.84 0.01

-----

Type 2: with drift no trend

lag stat p.value  
5 3.04 0.01

-----

Type 1: with drift and trend

lag stat p.value  
5 0.3 0.01

-----

Note: p.value = 0.01 means p.value  $\leq$  0.01

: p.value = 0.10 means p.value  $\geq$  0.10

[1] 4

KPSS Unit Root Test

alternative: nonstationary

Type 1: no drift no trend

lag stat p.value  
5 2.5 0.016

-----

Type 2: with drift no trend

lag stat p.value  
5 4.2 0.01

-----

Type 1: with drift and trend

lag stat p.value  
5 0.845 0.01

-----

Note: p.value = 0.01 means p.value  $\leq$  0.01

: p.value = 0.10 means p.value >= 0.10

[1] 5

KPSS Unit Root Test

alternative: nonstationary

Type 1: no drift no trend

lag stat p.value

5 5.69 0.01

-----

Type 2: with drift no trend

lag stat p.value

5 2.1 0.01

-----

Type 1: with drift and trend

lag stat p.value

5 0.644 0.01

-----

Note: p.value = 0.01 means p.value <= 0.01

: p.value = 0.10 means p.value >= 0.10

[1] 6

KPSS Unit Root Test

alternative: nonstationary

Type 1: no drift no trend

lag stat p.value

5 3.18 0.01

-----

Type 2: with drift no trend

lag stat p.value

5 4.08 0.01

-----

Type 1: with drift and trend

lag stat p.value

5 0.722 0.01

-----

Note: p.value = 0.01 means p.value <= 0.01

: p.value = 0.10 means p.value >= 0.10

[1] 7

KPSS Unit Root Test

alternative: nonstationary

Type 1: no drift no trend

lag stat p.value

5 22.7 0.01

-----

Type 2: with drift no trend

lag stat p.value

5 0.77 0.01

```

-----
Type 1: with drift and trend
lag stat p.value
  5 0.719  0.01
-----
Note: p.value = 0.01 means p.value <= 0.01
      : p.value = 0.10 means p.value >= 0.10
[1] 8
KPSS Unit Root Test
alternative: nonstationary

```

```

Type 1: no drift no trend
lag stat p.value
  5 0.594  0.1
-----

```

```

Type 2: with drift no trend
lag stat p.value
  5 0.734  0.0105
-----

```

```

Type 1: with drift and trend
lag stat p.value
  5 0.516  0.01
-----

```

```

Note: p.value = 0.01 means p.value <= 0.01
      : p.value = 0.10 means p.value >= 0.10

```

```

library(nonlinearTseries); citation("nonlinearTseries")
Garcia C (2022). _nonlinearTseries: Nonlinear Time Series Analysis_. R package version 0.2.12,
<https://CRAN.R-project.org/package=nonlinearTseries>.

```

```

i=0; for (i in 1:8) { print(i); lag.length=0; lag.length=timeLag(Ucurve[,i]); print
(Box.test(Ucurve[i],lag=lag.length, type="Ljung-Box" ) ) }
[1] 1

```

Box-Ljung test

```

data: Ucurve[i]
X-squared = 5173.4, df = 30, p-value < 2.2e-16

```

[1] 2

Box-Ljung test

```

data: Ucurve[i]
X-squared = 1944, df = 16, p-value < 2.2e-16

```

[1] 3

Box-Ljung test

data: Ucurve[i]  
X-squared = 127.83, df = 2, p-value < 2.2e-16

[1] 4

Box-Ljung test

data: Ucurve[i]  
X-squared = 4155.7, df = 28, p-value < 2.2e-16

[1] 5

Box-Ljung test

data: Ucurve[i]  
X-squared = 5153.7, df = 33, p-value < 2.2e-16

[1] 6

Box-Ljung test

data: Ucurve[i]  
X-squared = 3488.5, df = 25, p-value < 2.2e-16

[1] 7

Box-Ljung test

data: Ucurve[i]  
X-squared = 33868, df = 118, p-value < 2.2e-16

[1] 8

Box-Ljung test

data: Ucurve[i]  
X-squared = 26320, df = 105, p-value < 2.2e-16

```
library(forecast); citation("forecast")
```

To cite the forecast package in publications, please use:

Hyndman R, Athanasopoulos G, Bergmeir C, Caceres G, Chhay L, O'Hara-Wild M, Petropoulos F, Razbash S, Wang E, Yasmeeen F (2022). `_forecast`: Forecasting functions for



time series and linear models\_. R package version 8.18,  
<<https://pkg.robjhyndman.com/forecast/>>.

Hyndman RJ, Khandakar Y (2008). "Automatic time series forecasting: the forecast package for R." *Journal of Statistical Software*, \*26\*(3), 1-22.  
doi:10.18637/jss.v027.i03  
<<https://doi.org/10.18637/jss.v027.i03>>.

```
#nonstationary with diff = 1 or 2
i=0; for (i in 1:8) { print( ndiffs( Ucurve[,i] ) ) }
[1] 1
[1] 1
[1] 1
[1] 1
[1] 1
[1] 1
[1] 2
[1] 2

#Long-memory
#Determine Time lag
i=0; for (i in 1:8) { print (timeLag(Ucurve[,i]) ) }
[1] 30
[1] 16
[1] 2
[1] 28
[1] 33
[1] 25
[1] 118
[1] 105

library(LongMemoryTS); citation("LongMemoryTS")
  Leschinski C (2019). _LongMemoryTS: Long Memory Time Series_. R package version 0.1.0,
  <https://CRAN.R-project.org/package=LongMemoryTS>.

m<-floor(1+536^0.75)
# Qu test
Qu.test(diff(Ucurve),m)
i=0; for (i in 1:8) { print(i); print ( Qu.test (diff(Ucurve[,i]) , m ) ) }
[1] 1
$W.stat
[1] 1.474096

$CriticalValues
  eps=.02 eps=.05
alpha=.1  1.118 1.022
```

alpha=.05 1.252 1.155  
alpha=.025 1.374 1.277  
alpha=.01 1.517 1.426

[1] 2  
\$W.stat  
[1] 0.8295874

\$CriticalValues  
eps=.02 eps=.05  
alpha=.1 1.118 1.022  
alpha=.05 1.252 1.155  
alpha=.025 1.374 1.277  
alpha=.01 1.517 1.426

[1] 3  
\$W.stat  
[1] 3.796412

\$CriticalValues  
eps=.02 eps=.05  
alpha=.1 1.118 1.022  
alpha=.05 1.252 1.155  
alpha=.025 1.374 1.277  
alpha=.01 1.517 1.426

[1] 4  
\$W.stat  
[1] 1.939415

\$CriticalValues  
eps=.02 eps=.05  
alpha=.1 1.118 1.022  
alpha=.05 1.252 1.155  
alpha=.025 1.374 1.277  
alpha=.01 1.517 1.426

[1] 5  
\$W.stat  
[1] 1.941642

\$CriticalValues  
eps=.02 eps=.05  
alpha=.1 1.118 1.022  
alpha=.05 1.252 1.155  
alpha=.025 1.374 1.277  
alpha=.01 1.517 1.426

[1] 6

\$W.stat

[1] 1.915778

\$CriticalValues

eps=.02 eps=.05

alpha=.1 1.118 1.022

alpha=.05 1.252 1.155

alpha=.025 1.374 1.277

alpha=.01 1.517 1.426

[1] 7

\$W.stat

[1] 1.334307

\$CriticalValues

eps=.02 eps=.05

alpha=.1 1.118 1.022

alpha=.05 1.252 1.155

alpha=.025 1.374 1.277

alpha=.01 1.517 1.426

[1] 8

\$W.stat

[1] 1.473759

\$CriticalValues

eps=.02 eps=.05

alpha=.1 1.118 1.022

alpha=.05 1.252 1.155

alpha=.025 1.374 1.277

alpha=.01 1.517 1.426

#Multivariate local Whittle Score

i=0; for (i in 1:8) { print(i); print ( MLWS (diff(Ucurve[,i]) , m=m ) ) }

[1] 1

\$B

[,1]

[1,] 1

\$d

[1] -0.3406924

\$W.stat

[1] 1.58504

\$CriticalValues

alpha=.1 alpha=.05 alpha=.025 alpha=.01  
1.118 1.252 1.374 1.517

[1] 2

\$B

[,1]

[1,] 1

\$d

[1] -0.4985455

\$W.stat

[1] 0.9129707

\$CriticalValues

alpha=.1 alpha=.05 alpha=.025 alpha=.01  
1.118 1.252 1.374 1.517

[1] 3

\$B

[,1]

[1,] 1

\$d

[1] -0.4999415

\$W.stat

[1] 3.7631

\$CriticalValues

alpha=.1 alpha=.05 alpha=.025 alpha=.01  
1.118 1.252 1.374 1.517

[1] 4

\$B

[,1]

[1,] 1

\$d

[1] -0.4999415

\$W.stat

[1] 2.102016

\$CriticalValues

alpha=.1 alpha=.05 alpha=.025 alpha=.01  
1.118 1.252 1.374 1.517

[1] 5

\$B

[,1]

[1,] 1

\$d

[1] -0.4719694

\$W.stat

[1] 2.14884

\$CriticalValues

alpha=.1 alpha=.05 alpha=.025 alpha=.01

1.118 1.252 1.374 1.517

[1] 6

\$B

[,1]

[1,] 1

\$d

[1] -0.4999415

\$W.stat

[1] 2.076575

\$CriticalValues

alpha=.1 alpha=.05 alpha=.025 alpha=.01

1.118 1.252 1.374 1.517

[1] 7

\$B

[,1]

[1,] 1

\$d

[1] 0.5687095

\$W.stat

[1] 1.344365

\$CriticalValues

alpha=.1 alpha=.05 alpha=.025 alpha=.01

1.118 1.252 1.374 1.517

[1] 8

\$B

[,1]

```
[1,] 1
```

```
$d
```

```
[1] 0.5135193
```

```
$W.stat
```

```
[1] 1.393347
```

```
$CriticalValues
```

```
alpha=.1 alpha=.05 alpha=.025 alpha=.01  
1.118 1.252 1.374 1.517
```

```
#Seasonality
```

```
library(seastests); citation("seastests")
```

```
Ollech D (2021). _seastests: Seasonality Tests_. R package version 0.15.4,  
<https://CRAN.R-project.org/package=seastests>.
```

```
i=0; for (i in 1:8) {
```

```
print(i);
```

```
print(isSeasonal(ts (Ucurve[,i], frequency=12, start=c(1976,5)), test = "combined"));
```

```
}
```

```
#Webel, K. and Ollech, D. (2019). An overall seasonality test. Deutsche Bundesbank's Discussion Paper series.
```

```
[1] 1
```

```
[1] TRUE
```

```
[1] 2
```

```
[1] FALSE
```

```
[1] 3
```

```
[1] FALSE
```

```
[1] 4
```

```
[1] FALSE
```

```
[1] 5
```

```
[1] TRUE
```

```
[1] 6
```

```
[1] TRUE
```

```
[1] 7
```

```
[1] TRUE
```

```
[1] 8
```

```
[1] TRUE
```

```
#Nonlinearity tests
```

```
i=0; for (i in 1:8) { print (i) ; nonlinearityTest( diff (Ucurve[,i]), verbose = TRUE)}
```

```
[1] 1
```

```
** Teraesvirta's neural network test **
```

```
Null hypothesis: Linearity in "mean"
```

```
X-squared = 1.90914 df = 2 p-value = 0.3849777
```

**\*\* White neural network test \*\***  
Null hypothesis: Linearity in "mean"  
X-squared = 2.529153 df = 2 p-value = 0.2823588

**\*\* Keenan's one-degree test for nonlinearity \*\***  
Null hypothesis: The time series follows some AR process  
F-stat = 4.682326 p-value = 0.03094262

**\*\* McLeod-Li test \*\***  
Null hypothesis: The time series follows some ARIMA process  
Maximum p-value = 0.0003988775

**\*\* Tsay's Test for nonlinearity \*\***  
Null hypothesis: The time series follows some AR process  
F-stat = 1.35379 p-value = 0.0207586

**\*\* Likelihood ratio test for threshold nonlinearity \*\***  
Null hypothesis: The time series follows some AR process  
Alternative hypothesis: The time series follows some TAR process  
X-squared = 42.2632 p-value = 0.004565301

[1] 2

**\*\* Teraesvirta's neural network test \*\***  
Null hypothesis: Linearity in "mean"  
X-squared = 40.78587 df = 2 p-value = 1.391427e-09

**\*\* White neural network test \*\***  
Null hypothesis: Linearity in "mean"  
X-squared = 44.01912 df = 2 p-value = 2.762928e-10

**\*\* Keenan's one-degree test for nonlinearity \*\***  
Null hypothesis: The time series follows some AR process  
F-stat = 17.4128 p-value = 3.535055e-05

**\*\* McLeod-Li test \*\***  
Null hypothesis: The time series follows some ARIMA process  
Maximum p-value = 1.905055e-07

**\*\* Tsay's Test for nonlinearity \*\***  
Null hypothesis: The time series follows some AR process  
F-stat = 1.511547 p-value = 0.008831497

**\*\* Likelihood ratio test for threshold nonlinearity \*\***  
Null hypothesis: The time series follows some AR process  
Alternative hypothesis: The time series follows some TAR process  
X-squared = 34.85769 p-value = 0.00957431

[1] 3

**\*\* Teraesvirta's neural network test \*\***

Null hypothesis: Linearity in "mean"

X-squared = 63.50306 df = 2 p-value = 1.620926e-14

**\*\* White neural network test \*\***

Null hypothesis: Linearity in "mean"

X-squared = 55.54954 df = 2 p-value = 8.66085e-13

**\*\* Keenan's one-degree test for nonlinearity \*\***

Null hypothesis: The time series follows some AR process

F-stat = 0.4898334 p-value = 0.4843265

**\*\* McLeod-Li test \*\***

Null hypothesis: The time series follows some ARIMA process

Maximum p-value = 0

**\*\* Tsay's Test for nonlinearity \*\***

Null hypothesis: The time series follows some AR process

F-stat = 2.486122 p-value = 5.397464e-12

**\*\* Likelihood ratio test for threshold nonlinearity \*\***

Null hypothesis: The time series follows some AR process

Alternative hypothesis: The time series follows some TAR process

X-squared = 41.56346 p-value = 0.0144255

[1] 4

**\*\* Teraesvirta's neural network test \*\***

Null hypothesis: Linearity in "mean"

X-squared = 20.71877 df = 2 p-value = 3.1694e-05

**\*\* White neural network test \*\***

Null hypothesis: Linearity in "mean"

X-squared = 16.5868 df = 2 p-value = 0.0002501625

**\*\* Keenan's one-degree test for nonlinearity \*\***

Null hypothesis: The time series follows some AR process

F-stat = 1.948734 p-value = 0.1633491

**\*\* McLeod-Li test \*\***

Null hypothesis: The time series follows some ARIMA process

Maximum p-value = 0

**\*\* Tsay's Test for nonlinearity \*\***

Null hypothesis: The time series follows some AR process

F-stat = 2.554092 p-value = 1.263933e-13

**\*\* Likelihood ratio test for threshold nonlinearity \*\***



Null hypothesis: The time series follows some AR process  
Alternative hypothesis: The time series follows some TAR process  
X-squared = 47.4056 p-value = 0.01026376

[1] 5

\*\* Teraesvirta's neural network test \*\*

Null hypothesis: Linearity in "mean"

X-squared = 29.83743 df = 2 p-value = 3.318064e-07

\*\* White neural network test \*\*

Null hypothesis: Linearity in "mean"

X-squared = 26.88544 df = 2 p-value = 1.451782e-06

\*\* Keenan's one-degree test for nonlinearity \*\*

Null hypothesis: The time series follows some AR process

F-stat = 7.832092 p-value = 0.005326578

\*\* McLeod-Li test \*\*

Null hypothesis: The time series follows some ARIMA process

Maximum p-value = 8.643369e-08

\*\* Tsay's Test for nonlinearity \*\*

Null hypothesis: The time series follows some AR process

F-stat = 1.597208 p-value = 0.003461193

\*\* Likelihood ratio test for threshold nonlinearity \*\*

Null hypothesis: The time series follows some AR process

Alternative hypothesis: The time series follows some TAR process

X-squared = 41.95389 p-value = 0.0009159348

[1] 6

\*\* Teraesvirta's neural network test \*\*

Null hypothesis: Linearity in "mean"

X-squared = 28.52837 df = 2 p-value = 6.384755e-07

\*\* White neural network test \*\*

Null hypothesis: Linearity in "mean"

X-squared = 22.77942 df = 2 p-value = 1.131126e-05

\*\* Keenan's one-degree test for nonlinearity \*\*

Null hypothesis: The time series follows some AR process

F-stat = 2.342567 p-value = 0.1265131

\*\* McLeod-Li test \*\*

Null hypothesis: The time series follows some ARIMA process

Maximum p-value = 0

\*\* Tsay's Test for nonlinearity \*\*

Null hypothesis: The time series follows some AR process  
F-stat = 3.542435 p-value = 6.332389e-22

**\*\* Likelihood ratio test for threshold nonlinearity \*\***  
Null hypothesis: The time series follows some AR process  
Alternative hypothesis: The time series follows some TAR process  
X-squared = 47.22592 p-value = 0.002742857

[1] 7

**\*\* Teraesvirta's neural network test \*\***  
Null hypothesis: Linearity in "mean"  
X-squared = 59.30496 df = 2 p-value = 1.324496e-13

**\*\* White neural network test \*\***  
Null hypothesis: Linearity in "mean"  
X-squared = 61.16617 df = 2 p-value = 5.218048e-14

**\*\* Keenan's one-degree test for nonlinearity \*\***  
Null hypothesis: The time series follows some AR process  
F-stat = 2.307904 p-value = 0.1293384

**\*\* McLeod-Li test \*\***  
Null hypothesis: The time series follows some ARIMA process  
Maximum p-value = 0

**\*\* Tsay's Test for nonlinearity \*\***  
Null hypothesis: The time series follows some AR process  
F-stat = 1.41285 p-value = 0.01770818

**\*\* Likelihood ratio test for threshold nonlinearity \*\***  
Null hypothesis: The time series follows some AR process  
Alternative hypothesis: The time series follows some TAR process  
X-squared = 24.75322 p-value = 0.1856432

[1] 8

**\*\* Teraesvirta's neural network test \*\***  
Null hypothesis: Linearity in "mean"  
X-squared = 10.68095 df = 2 p-value = 0.004793589

**\*\* White neural network test \*\***  
Null hypothesis: Linearity in "mean"  
X-squared = 5.957434 df = 2 p-value = 0.05085804

**\*\* Keenan's one-degree test for nonlinearity \*\***  
Null hypothesis: The time series follows some AR process  
F-stat = 0.9434776 p-value = 0.3318483

**\*\* McLeod-Li test \*\***

Null hypothesis: The time series follows some ARIMA process  
Maximum p-value = 0

**\*\* Tsay's Test for nonlinearity \*\***

Null hypothesis: The time series follows some AR process  
F-stat = 4.374126 p-value = 3.136824e-25

**\*\* Likelihood ratio test for threshold nonlinearity \*\***

Null hypothesis: The time series follows some AR process  
Alternative hypothesis: The time series follows some TAR process  
X-squared = 36.40977 p-value = 0.01618581

#Determine correlation

```
cor(Ucurve, method="spearman")
      MDReg  MedReg  MDGuides  MedGuides  MPI  MPIGuides  CumMPI  CumMPIGuides
MDReg    1.000000 0.4361785 0.2495336 0.3439078 0.7463243 0.3509028 0.5071342 0.5073940
MedReg    0.4361785 1.0000000 0.1762174 0.2121413 0.9061992 0.2198800 0.3082031 0.3081392
MDGuides  0.2495336 0.1762174 1.0000000 0.4901232 0.2545086 0.7471684 0.5068244 0.5077051
MedGuides 0.3439078 0.2121413 0.4901232 1.0000000 0.3123561 0.9175882 0.7289273 0.7295685
MPI        0.7463243 0.9061992 0.2545086 0.3123561 1.0000000 0.3266415 0.4473291 0.4474296
MPIGuides 0.3509028 0.2198800 0.7471684 0.9175882 0.3266415 1.0000000 0.7344358 0.7354322
CumMPI     0.5071342 0.3082031 0.5068244 0.7289273 0.4473291 0.7344358 1.0000000 0.9999789
CumMPIGuides 0.5073940 0.3081392 0.5077051 0.7295685 0.4474296 0.7354322 0.9999789
1.0000000
```

```
library(corrplot); citation("corrplot")
```

Taiyun Wei and Viliam Simko (2021). R package 'corrplot':

Visualization of a Correlation Matrix (Version 0.92).

Available from <https://github.com/taiyun/corrplot>

```
corrplot(cor(Ucurve, method="spearman"))
```

#Normalization

#Formula for Min-Max renormalization follows from <https://www.geeksforgeeks.org/how-to-normalize-and-standardize-data-in-r/>

```
minMax <- function(x) {
  (x - min(x)) / (max(x) - min(x))
}
```

```
NormUcurve<- as.data.frame(lapply(Ucurve, minMax))
```

#Determine Causation

```
library(VLTimeCausality); citation("VLTimeCausality")
```

Chainarong Amornbunchornvej, Elena Zheleva, and Tanya Berger-Wolf. 2021. Variable-lag Granger Causality and Transfer Entropy for Time Series Analysis. ACM

Transactions on Knowledge Discovery from Data Vol 15, No. 4, Article 67 (May 2021), 30 pages.

#Variable-Lag Transfer Entropy

#Note: The flag is true if X (VL-)Transfer-Entropy-causes Y using Transfer Entropy

#ratio where TEratio >1 if X causes Y.

#Additionally, if nboot>1, the flag is true only when pval<=alpha

```
i=0; for (i in 1:8) {
  j=0; for (j in 1:8) {
    out=0;
    out<-VLTransferEntropy(Ucurve[,j], Ucurve[,i], maxLag=1, nboot=500, VLflag=TRUE)
    print( paste ( "TE ratio=", format(out$TEratio,
    digits=4),names(Ucurve[i]),out$XgCsY_trns,names(Ucurve[j]), "p value", format(out$pval,digits=10) ))
  }
}
```

```
[1] "TE ratio= 5.444 MDReg TRUE MDReg p value 0"
[1] "TE ratio= 1.297 MDReg TRUE MedReg p value 0.004"
[1] "TE ratio= 0.7526 MDReg FALSE MDGuides p value 0.002"
[1] "TE ratio= 0.6022 MDReg FALSE MedGuides p value 0.032"
[1] "TE ratio= 1.978 MDReg TRUE MPI p value 0"
[1] "TE ratio= 0.741 MDReg FALSE MPIGuides p value 0.002"
[1] "TE ratio= 0.04626 MDReg FALSE CumMPI p value 0.992"
[1] "TE ratio= 0.01632 MDReg FALSE CumMPIGuides p value 1"
```

```
[1] "TE ratio= 0.5626 MedReg FALSE MDReg p value 0.002"
[1] "TE ratio= 23.14 MedReg TRUE MedReg p value 0"
[1] "TE ratio= NaN MedReg FALSE MDGuides p value 0"
[1] "TE ratio= 0.935 MedReg FALSE MedGuides p value 0.018"
[1] "TE ratio= 3.809 MedReg TRUE MPI p value 0"
[1] "TE ratio= 2.166 MedReg TRUE MPIGuides p value 0"
[1] "TE ratio= 0.3122 MedReg FALSE CumMPI p value 0.18"
[1] "TE ratio= 0.259 MedReg FALSE CumMPIGuides p value 0.284"
```

```
[1] "TE ratio= 2.336 MDGuides TRUE MDReg p value 0"
[1] "TE ratio= 2.669 MDGuides FALSE MedReg p value 0.054"
[1] "TE ratio= 19.64 MDGuides TRUE MDGuides p value 0"
[1] "TE ratio= 1.417 MDGuides TRUE MedGuides p value 0"
[1] "TE ratio= 2.866 MDGuides TRUE MPI p value 0.012"
[1] "TE ratio= 4.517 MDGuides TRUE MPIGuides p value 0"
[1] "TE ratio= 0.05025 MDGuides FALSE CumMPI p value 0.998"
[1] "TE ratio= 0.04843 MDGuides FALSE CumMPIGuides p value 1"
```

```
[1] "TE ratio= 1.436 MedGuides TRUE MDReg p value 0"
[1] "TE ratio= NaN MedGuides FALSE MedReg p value 0"
[1] "TE ratio= 1.936 MedGuides TRUE MDGuides p value 0"
```

```
[1] "TE ratio= 9.322 MedGuides TRUE MedGuides p value 0"  
[1] "TE ratio= 1.252 MedGuides TRUE MPI p value 0.042"  
[1] "TE ratio= 4.362 MedGuides TRUE MPIGuides p value 0"  
[1] "TE ratio= 0.1191 MedGuides FALSE CumMPI p value 0.53"  
[1] "TE ratio= 0.2228 MedGuides FALSE CumMPIGuides p value 0.148"
```

```
[1] "TE ratio= 1.327 MPI TRUE MDReg p value 0"  
[1] "TE ratio= 4.987 MPI TRUE MedReg p value 0"  
[1] "TE ratio= NaN MPI FALSE MDGuides p value 0"  
[1] "TE ratio= 0.6051 MPI FALSE MedGuides p value 0.026"  
[1] "TE ratio= 5.992 MPI TRUE MPI p value 0"  
[1] "TE ratio= NaN MPI FALSE MPIGuides p value 0"  
[1] "TE ratio= 0.03936 MPI FALSE CumMPI p value 0.986"  
[1] "TE ratio= 0.03403 MPI FALSE CumMPIGuides p value 0.992"
```

```
[1] "TE ratio= 1.313 MPIGuides TRUE MDReg p value 0"  
[1] "TE ratio= NaN MPIGuides FALSE MedReg p value 0"  
[1] "TE ratio= 7.454 MPIGuides TRUE MDGuides p value 0"  
[1] "TE ratio= 4.308 MPIGuides TRUE MedGuides p value 0"  
[1] "TE ratio= 1.127 MPIGuides TRUE MPI p value 0.004"  
[1] "TE ratio= 7.189 MPIGuides TRUE MPIGuides p value 0"  
[1] "TE ratio= 0.1173 MPIGuides FALSE CumMPI p value 0.428"  
[1] "TE ratio= 0.1452 MPIGuides FALSE CumMPIGuides p value 0.298"
```

```
[1] "TE ratio= 38.22 CumMPI TRUE MDReg p value 0"  
[1] "TE ratio= NaN CumMPI FALSE MedReg p value 0"  
[1] "TE ratio= 8.582 CumMPI TRUE MDGuides p value 0"  
[1] "TE ratio= 35.64 CumMPI TRUE MedGuides p value 0"  
[1] "TE ratio= 16.81 CumMPI TRUE MPI p value 0"  
[1] "TE ratio= 35.54 CumMPI TRUE MPIGuides p value 0"  
[1] "TE ratio= 282.5 CumMPI TRUE CumMPI p value 0"  
[1] "TE ratio= 215 CumMPI TRUE CumMPIGuides p value 0"
```

```
[1] "TE ratio= 18.67 CumMPIGuides TRUE MDReg p value 0"  
[1] "TE ratio= NaN CumMPIGuides FALSE MedReg p value 0"  
[1] "TE ratio= 8.76 CumMPIGuides TRUE MDGuides p value 0"  
[1] "TE ratio= 36.58 CumMPIGuides TRUE MedGuides p value 0"  
[1] "TE ratio= 20.84 CumMPIGuides TRUE MPI p value 0"  
[1] "TE ratio= 36.84 CumMPIGuides TRUE MPIGuides p value 0"  
[1] "TE ratio= 1.649 CumMPIGuides TRUE CumMPI p value 0.004"  
[1] "TE ratio= 284.1 CumMPIGuides TRUE CumMPIGuides p value 0"
```

```
library(Hmisc);citation("Hmisc")
```

```
Harrell Jr F (2022). _Hmisc: Harrell Miscellaneous_. R package version  
4.7-1, <https://CRAN.R-project.org/package=Hmisc>.
```

```
library(tseries);citation("tseries")
```

```
Adrian Trapletti and Kurt Hornik (2022). tseries: Time Series Analysis
```

and Computational Finance. R package version 0.10-52.

Figure 1:

```
plot(ts (Ucurve$MDReg, frequency=12, start=c(1976,05)), ylab="Monthly FDA-Registered Medical
Devices" );minor.tick(10)
plot(ts (Ucurve$MedReg, frequency=12, start=c(1976,05)), ylab="Monthly FDA-Registered Medicines"
);minor.tick(10)
```

Figure 2:

```
plot(ts (Ucurve$MDGuides, frequency=12, start=c(1976,05)), ylab="Monthly FDA-Issued Medical Device
Guidelines" );minor.tick(10)
plot(ts (Ucurve$MedGuides, frequency=12, start=c(1976,05)), ylab="Monthly FDA-Issued Medicines
Guidelines" );minor.tick(10)
```

Figure 3:

```
plot(ts (Ucurve$MPI, frequency=12, start=c(1976,05)), ylab="Monthly FDA-Registered Medical Products"
);minor.tick(10)
plot(ts (Ucurve$MPIGuides, frequency=12, start=c(1976,05)), ylab="Monthly FDA-Issued Medical
Products Guidelines" );minor.tick(10)
```

Figure 4:

```
plot(ts (Ucurve$CumMPI, frequency=12, start=c(1976,05)), ylab="Cumulative FDA-Registered Medical
Products" );minor.tick(10)
plot(ts (Ucurve$CumMPIGuides, frequency=12, start=c(1976,05)), ylab="Cumulative FDA-Issued Medical
Products Guidelines" );minor.tick(10)
```

```
library(regr.easy); citation("regr.easy")
```

```
Martins dos Santos W (2022). _regr.easy: Easy Linear, Quadratic and Cubic Regression Models_. R
package version 1.0.1,
<https://CRAN.R-project.org/package=regr.easy>.
```

```
regr_easy_calc(CumMPIGuides, CumMPI, model="all")
```

Observed and estimated - Linear Model

```
=====
```

	x	y	y_est	Resid
1	0	255	73,288.780	-73,033.780
2	0	442	73,288.780	-72,846.780
3	0	721	73,288.780	-72,567.780
4	2	1,016	73,684.630	-72,668.630
5	2	1,380	73,684.630	-72,304.630
6	4	1,673	74,080.490	-72,407.490
7	5	2,068	74,278.410	-72,210.410
8	5	2,449	74,278.410	-71,829.410
9	6	2,769	74,476.340	-71,707.340

10	6	3,090	74,476.340	-71,386.340
11	7	3,351	74,674.270	-71,323.270
12	7	3,673	74,674.270	-71,001.270
13	7	3,937	74,674.270	-70,737.270
14	7	4,299	74,674.270	-70,375.270
15	7	4,629	74,674.270	-70,045.270
16	7	5,004	74,674.270	-69,670.270
17	9	5,333	75,070.120	-69,737.120
18	9	5,632	75,070.120	-69,438.120
19	10	5,915	75,268.050	-69,353.050
20	10	6,211	75,268.050	-69,057.050
21	10	6,580	75,268.050	-68,688.050
22	10	6,928	75,268.050	-68,340.050
23	10	7,293	75,268.050	-67,975.050
24	10	7,621	75,268.050	-67,647.050
25	11	7,912	75,465.980	-67,553.980
26	11	8,287	75,465.980	-67,178.980
27	11	8,652	75,465.980	-66,813.980
28	11	9,086	75,465.980	-66,379.980
29	11	9,409	75,465.980	-66,056.980
30	12	9,815	75,663.900	-65,848.900
31	13	10,167	75,861.830	-65,694.830
32	13	10,491	75,861.830	-65,370.830
33	13	10,788	75,861.830	-65,073.830
34	13	11,226	75,861.830	-64,635.830
35	13	11,533	75,861.830	-64,328.830
36	13	11,925	75,861.830	-63,936.830
37	13	12,272	75,861.830	-63,589.830
38	13	12,660	75,861.830	-63,201.830
39	13	13,015	75,861.830	-62,846.830
40	16	13,491	76,455.610	-62,964.610
41	17	13,930	76,653.540	-62,723.540
42	17	14,507	76,653.540	-62,146.540
43	17	14,896	76,653.540	-61,757.540
44	17	15,356	76,653.540	-61,297.540
45	17	15,883	76,653.540	-60,770.540
46	17	16,375	76,653.540	-60,278.540
47	18	16,721	76,851.460	-60,130.460
48	18	17,146	76,851.460	-59,705.460
49	19	17,747	77,049.390	-59,302.390
50	19	18,419	77,049.390	-58,630.390
51	19	18,903	77,049.390	-58,146.390
52	20	19,469	77,247.320	-57,778.320
53	27	19,918	78,632.810	-58,714.810
54	36	20,408	80,414.150	-60,006.150
55	36	20,727	80,414.150	-59,687.150
56	36	21,248	80,414.150	-59,166.150
57	37	21,892	80,612.070	-58,720.070

58	37	22,306	80,612.070	-58,306.070
59	37	22,884	80,612.070	-57,728.070
60	37	23,442	80,612.070	-57,170.070
61	38	23,969	80,810.000	-56,841.000
62	38	24,562	80,810.000	-56,248.000
63	39	25,096	81,007.930	-55,911.930
64	39	25,584	81,007.930	-55,423.930
65	40	26,102	81,205.850	-55,103.860
66	40	26,651	81,205.850	-54,554.860
67	40	27,242	81,205.850	-53,963.860
68	40	27,833	81,205.850	-53,372.860
69	40	28,259	81,205.850	-52,946.860
70	40	28,807	81,205.850	-52,398.860
71	40	29,542	81,205.850	-51,663.860
72	41	30,262	81,403.780	-51,141.780
73	42	30,918	81,601.710	-50,683.710
74	42	31,799	81,601.710	-49,802.710
75	42	32,639	81,601.710	-48,962.710
76	42	33,170	81,601.710	-48,431.710
77	42	33,725	81,601.710	-47,876.710
78	42	34,147	81,601.710	-47,454.710
79	42	34,683	81,601.710	-46,918.710
80	42	35,311	81,601.710	-46,290.710
81	42	35,913	81,601.710	-45,688.710
82	42	36,324	81,601.710	-45,277.710
83	43	36,955	81,799.640	-44,844.640
84	43	37,463	81,799.640	-44,336.640
85	43	37,896	81,799.640	-43,903.640
86	43	38,544	81,799.640	-43,255.640
87	44	39,187	81,997.560	-42,810.560
88	44	39,722	81,997.560	-42,275.560
89	44	40,236	81,997.560	-41,761.560
90	44	40,790	81,997.560	-41,207.560
91	44	41,352	81,997.560	-40,645.560
92	44	41,894	81,997.560	-40,103.560
93	45	42,593	82,195.490	-39,602.490
94	45	43,280	82,195.490	-38,915.490
95	45	44,205	82,195.490	-37,990.490
96	45	44,920	82,195.490	-37,275.490
97	47	45,589	82,591.340	-37,002.340
98	47	46,187	82,591.340	-36,404.340
99	47	46,754	82,591.340	-35,837.340
100	47	47,470	82,591.340	-35,121.340
101	47	48,159	82,591.340	-34,432.340
102	47	49,036	82,591.340	-33,555.340
103	47	49,629	82,591.340	-32,962.340
104	48	50,100	82,789.270	-32,689.270
105	49	50,842	82,987.200	-32,145.200



106	50	51,387	83,185.120	-31,798.120
107	51	52,130	83,383.050	-31,253.050
108	51	53,067	83,383.050	-30,316.050
109	51	53,976	83,383.050	-29,407.050
110	51	55,003	83,383.050	-28,380.050
111	51	55,931	83,383.050	-27,452.050
112	51	56,847	83,383.050	-26,536.050
113	51	57,584	83,383.050	-25,799.050
114	52	58,455	83,580.980	-25,125.980
115	53	59,176	83,778.900	-24,602.900
116	53	59,857	83,778.900	-23,921.900
117	53	60,724	83,778.900	-23,054.900
118	53	61,581	83,778.900	-22,197.900
119	53	62,297	83,778.900	-21,481.900
120	53	63,025	83,778.900	-20,753.900
121	53	63,793	83,778.900	-19,985.900
122	53	64,514	83,778.900	-19,264.900
123	53	65,285	83,778.900	-18,493.900
124	53	66,080	83,778.900	-17,698.900
125	54	66,828	83,976.830	-17,148.830
126	54	67,580	83,976.830	-16,396.830
127	54	68,277	83,976.830	-15,699.830
128	54	68,906	83,976.830	-15,070.830
129	54	69,494	83,976.830	-14,482.830
130	59	70,221	84,966.470	-14,745.470
131	59	71,123	84,966.470	-13,843.470
132	59	71,900	84,966.470	-13,066.470
133	64	72,645	85,956.100	-13,311.100
134	66	73,363	86,351.950	-12,988.950
135	66	74,272	86,351.950	-12,079.950
136	67	74,953	86,549.880	-11,596.880
137	80	75,601	89,122.930	-13,521.930
138	82	76,295	89,518.780	-13,223.780
139	82	76,923	89,518.780	-12,595.780
140	83	77,592	89,716.710	-12,124.710
141	83	78,213	89,716.710	-11,503.710
142	83	79,103	89,716.710	-10,613.710
143	86	80,130	90,310.490	-10,180.490
144	87	81,132	90,508.420	-9,376.419
145	87	81,914	90,508.420	-8,594.419
146	87	82,790	90,508.420	-7,718.419
147	89	83,553	90,904.270	-7,351.272
148	90	84,538	91,102.200	-6,564.199
149	90	85,238	91,102.200	-5,864.199
150	90	85,968	91,102.200	-5,134.199
151	90	86,809	91,102.200	-4,293.199
152	90	87,643	91,102.200	-3,459.199
153	90	88,476	91,102.200	-2,626.199

154	93	89,341	91,695.980	-2,354.980
155	96	90,252	92,289.760	-2,037.761
156	96	91,118	92,289.760	-1,171.761
157	96	92,127	92,289.760	-162.761
158	97	93,064	92,487.690	576.313
159	97	93,977	92,487.690	1,489.313
160	109	94,856	94,862.810	-6.810
161	110	95,635	95,060.740	574.263
162	110	96,516	95,060.740	1,455.263
163	113	97,188	95,654.520	1,533.482
164	113	97,833	95,654.520	2,178.482
165	115	98,765	96,050.370	2,714.629
166	115	99,537	96,050.370	3,486.629
167	115	100,299	96,050.370	4,248.629
168	115	101,063	96,050.370	5,012.629
169	115	101,718	96,050.370	5,667.629
170	116	102,411	96,248.300	6,162.702
171	116	103,081	96,248.300	6,832.702
172	116	103,794	96,248.300	7,545.702
173	116	104,672	96,248.300	8,423.702
174	116	105,368	96,248.300	9,119.702
175	116	106,007	96,248.300	9,758.702
176	116	106,672	96,248.300	10,423.700
177	117	107,400	96,446.230	10,953.770
178	118	108,236	96,644.150	11,591.850
179	119	109,157	96,842.080	12,314.920
180	120	109,991	97,040.010	12,950.990
181	121	110,699	97,237.930	13,461.070
182	123	111,293	97,633.790	13,659.210
183	123	111,982	97,633.790	14,348.210
184	123	112,877	97,633.790	15,243.210
185	124	113,680	97,831.710	15,848.290
186	124	114,404	97,831.710	16,572.290
187	124	115,044	97,831.710	17,212.290
188	124	115,832	97,831.710	18,000.290
189	124	116,640	97,831.710	18,808.290
190	124	117,335	97,831.710	19,503.290
191	125	118,014	98,029.640	19,984.360
192	126	118,972	98,227.570	20,744.430
193	130	119,627	99,019.270	20,607.730
194	131	120,232	99,217.200	21,014.800
195	131	120,860	99,217.200	21,642.800
196	131	121,492	99,217.200	22,274.800
197	131	122,269	99,217.200	23,051.800
198	131	122,838	99,217.200	23,620.800
199	133	123,467	99,613.050	23,853.940
200	133	124,221	99,613.050	24,607.940
201	133	124,738	99,613.050	25,124.940

202	136	125,349	100,206.800	25,142.160
203	139	126,156	100,800.600	25,355.380
204	139	126,901	100,800.600	26,100.380
205	140	127,588	100,998.500	26,589.460
206	141	128,340	101,196.500	27,143.530
207	143	129,247	101,592.300	27,654.680
208	146	129,996	102,186.100	27,809.900
209	147	130,616	102,384.000	28,231.970
210	149	131,342	102,779.900	28,562.120
211	149	131,996	102,779.900	29,216.120
212	149	132,731	102,779.900	29,951.120
213	149	133,722	102,779.900	30,942.120
214	151	134,736	103,175.700	31,560.260
215	151	135,807	103,175.700	32,631.260
216	152	136,590	103,373.700	33,216.330
217	152	137,434	103,373.700	34,060.330
218	153	138,272	103,571.600	34,700.410
219	154	139,087	103,769.500	35,317.480
220	157	139,868	104,363.300	35,504.700
221	161	140,811	105,155.000	35,655.990
222	161	141,482	105,155.000	36,326.990
223	164	142,219	105,748.800	36,470.210
224	164	143,256	105,748.800	37,507.210
225	165	144,038	105,946.700	38,091.290
226	180	144,963	108,915.600	36,047.380
227	208	145,900	114,457.600	31,442.430
228	209	146,597	114,655.500	31,941.500
229	210	147,567	114,853.400	32,713.580
230	215	148,465	115,843.100	32,621.940
231	220	149,213	116,832.700	32,380.310
232	222	150,242	117,228.500	33,013.450
233	223	151,044	117,426.500	33,617.530
234	223	151,954	117,426.500	34,527.530
235	226	152,727	118,020.300	34,706.750
236	228	153,449	118,416.100	35,032.890
237	228	154,084	118,416.100	35,667.890
238	230	154,900	118,812.000	36,088.040
239	239	155,972	120,593.300	35,378.700
240	242	156,905	121,187.100	35,717.920
241	244	157,767	121,582.900	36,184.060
242	245	158,474	121,780.900	36,693.140
243	253	159,337	123,364.300	35,972.720
244	259	160,570	124,551.800	36,018.160
245	261	161,277	124,947.700	36,329.310
246	263	162,127	125,343.500	36,783.450
247	263	162,837	125,343.500	37,493.450
248	266	163,589	125,937.300	37,651.670
249	269	164,385	126,531.100	37,853.890

250	275	165,089	127,718.700	37,370.330
251	277	165,881	128,114.500	37,766.470
252	278	166,846	128,312.500	38,533.550
253	284	167,636	129,500.000	38,135.990
254	285	168,508	129,697.900	38,810.060
255	289	169,409	130,489.600	38,919.350
256	292	170,240	131,083.400	39,156.570
257	293	170,955	131,281.400	39,673.640
258	294	171,745	131,479.300	40,265.720
259	299	172,498	132,468.900	40,029.080
260	303	173,328	133,260.600	40,067.380
261	317	174,007	136,031.600	37,975.400
262	321	174,952	136,823.300	38,128.690
263	338	175,722	140,188.100	35,533.930
264	341	176,484	140,781.800	35,702.150
265	346	177,256	141,771.500	35,484.520
266	350	177,965	142,563.200	35,401.810
267	356	178,662	143,750.700	34,911.250
268	360	179,467	144,542.500	34,924.540
269	368	180,351	146,125.900	34,225.130
270	373	181,156	147,115.500	34,040.490
271	382	181,971	148,896.800	33,074.150
272	386	183,059	149,688.600	33,370.440
273	390	183,623	150,480.300	33,142.740
274	393	184,571	151,074.000	33,496.960
275	398	185,518	152,063.700	33,454.320
276	399	186,258	152,261.600	33,996.390
277	403	187,141	153,053.300	34,087.690
278	406	187,879	153,647.100	34,231.910
279	408	188,557	154,042.900	34,514.050
280	413	189,297	155,032.600	34,264.420
281	415	190,021	155,428.400	34,592.570
282	415	190,716	155,428.400	35,287.570
283	418	191,711	156,022.200	35,688.790
284	420	192,531	156,418.100	36,112.930
285	425	193,257	157,407.700	35,849.300
286	427	194,106	157,803.600	36,302.440
287	429	195,012	158,199.400	36,812.590
288	433	196,021	158,991.100	37,029.880
289	433	196,940	158,991.100	37,948.880
290	434	197,679	159,189.000	38,489.960
291	436	198,479	159,584.900	38,894.100
292	440	199,272	160,376.600	38,895.390
293	440	199,944	160,376.600	39,567.390
294	444	200,748	161,168.300	39,579.690
295	446	201,470	161,564.200	39,905.830
296	452	202,260	162,751.700	39,508.270
297	455	202,902	163,345.500	39,556.490

298	459	203,643	164,137.200	39,505.780
299	464	204,594	165,126.900	39,467.150
300	467	205,532	165,720.600	39,811.370
301	474	206,369	167,106.100	39,262.880
302	475	207,149	167,304.000	39,844.950
303	484	207,857	169,085.400	38,771.610
304	489	208,976	170,075.000	38,900.980
305	492	209,686	170,668.800	39,017.200
306	495	210,527	171,262.600	39,264.420
307	499	211,348	172,054.300	39,293.710
308	500	212,036	172,252.200	39,783.780
309	503	212,866	172,846.000	40,020.000
310	503	213,676	172,846.000	40,830.000
311	504	214,647	173,043.900	41,603.070
312	506	215,525	173,439.800	42,085.220
313	509	216,389	174,033.600	42,355.440
314	510	217,146	174,231.500	42,914.510
315	512	218,208	174,627.300	43,580.660
316	514	219,085	175,023.200	44,061.810
317	514	219,869	175,023.200	44,845.810
318	516	220,826	175,419.000	45,406.950
319	519	221,777	176,012.800	45,764.170
320	523	222,840	176,804.500	46,035.460
321	526	223,444	177,398.300	46,045.680
322	530	223,904	178,190.000	45,713.970
323	531	224,452	178,388.000	46,064.050
324	536	224,972	179,377.600	45,594.410
325	541	225,551	180,367.200	45,183.780
326	543	226,084	180,763.100	45,320.930
327	547	226,584	181,554.800	45,029.220
328	547	227,117	181,554.800	45,562.220
329	553	227,628	182,742.300	44,885.660
330	553	228,260	182,742.300	45,517.660
331	556	228,761	183,336.100	45,424.880
332	558	229,297	183,732.000	45,565.020
333	562	229,730	184,523.700	45,206.310
334	563	230,223	184,721.600	45,501.390
335	566	230,885	185,315.400	45,569.610
336	567	231,450	185,513.300	45,936.680
337	571	232,010	186,305.000	45,704.970
338	582	232,600	188,482.200	44,117.780
339	585	233,170	189,076.000	44,094.000
340	588	233,643	189,669.800	43,973.220
341	590	234,261	190,065.600	44,195.360
342	596	234,798	191,253.200	43,544.800
343	601	235,319	192,242.800	43,076.170
344	606	235,866	193,232.500	42,633.530
345	610	236,252	194,024.200	42,227.820

346	616	236,705	195,211.700	41,493.260
347	631	237,214	198,180.600	39,033.360
348	640	237,743	199,962.000	37,781.020
349	643	238,296	200,555.800	37,740.240
350	646	238,868	201,149.500	37,718.460
351	648	239,404	201,545.400	37,858.600
352	649	240,115	201,743.300	38,371.680
353	653	240,656	202,535.000	38,120.970
354	656	241,112	203,128.800	37,983.190
355	658	241,611	203,524.700	38,086.330
356	658	242,180	203,524.700	38,655.330
357	671	242,627	206,097.700	36,529.290
358	680	243,093	207,879.100	35,213.940
359	691	243,755	210,056.300	33,698.750
360	695	244,267	210,848.000	33,419.040
361	697	244,813	211,243.800	33,569.190
362	705	245,362	212,827.200	32,534.770
363	707	245,948	213,223.100	32,724.920
364	710	246,530	213,816.900	32,713.140
365	714	247,067	214,608.600	32,458.430
366	721	247,633	215,994.100	31,638.940
367	723	248,120	216,389.900	31,730.090
368	724	248,702	216,587.800	32,114.160
369	724	249,205	216,587.800	32,617.160
370	730	249,735	217,775.400	31,959.600
371	733	250,321	218,369.200	31,951.820
372	733	250,866	218,369.200	32,496.820
373	740	251,467	219,754.700	31,712.330
374	747	252,068	221,140.200	30,927.840
375	752	252,577	222,129.800	30,447.210
376	755	253,212	222,723.600	30,488.430
377	762	253,834	224,109.100	29,724.940
378	766	254,514	224,900.800	29,613.230
379	768	255,112	225,296.600	29,815.380
380	769	255,964	225,494.500	30,469.450
381	771	256,538	225,890.400	30,647.600
382	779	257,172	227,473.800	29,698.180
383	784	257,758	228,463.500	29,294.550
384	791	258,389	229,848.900	28,540.060
385	791	259,074	229,848.900	29,225.060
386	796	259,674	230,838.600	28,835.420
387	801	260,286	231,828.200	28,457.790
388	804	260,868	232,422.000	28,446.010
389	807	261,504	233,015.800	28,488.230
390	809	262,237	233,411.600	28,825.380
391	811	262,810	233,807.500	29,002.520
392	815	263,520	234,599.200	28,920.810
393	821	264,094	235,786.700	28,307.250

394	823	264,688	236,182.600	28,505.400
395	823	265,725	236,182.600	29,542.400
396	833	266,402	238,161.900	28,240.130
397	836	267,018	238,755.600	28,262.350
398	840	267,597	239,547.400	28,049.640
399	847	268,294	240,932.800	27,361.150
400	849	268,823	241,328.700	27,494.300
401	852	269,395	241,922.500	27,472.520
402	860	269,927	243,505.900	26,421.100
403	864	270,515	244,297.600	26,217.400
404	873	271,137	246,078.900	25,058.060
405	878	271,702	247,068.600	24,633.420
406	885	272,213	248,454.100	23,758.930
407	892	272,898	249,839.600	23,058.440
408	895	273,595	250,433.300	23,161.660
409	896	274,177	250,631.300	23,545.740
410	904	274,857	252,214.700	22,642.320
411	905	275,473	252,412.600	23,060.400
412	910	276,109	253,402.200	22,706.760
413	918	276,694	254,985.700	21,708.350
414	919	277,332	255,183.600	22,148.420
415	924	277,968	256,173.200	21,794.780
416	926	278,756	256,569.100	22,186.930
417	929	279,408	257,162.900	22,245.150
418	930	280,037	257,360.800	22,676.220
419	932	280,851	257,756.600	23,094.370
420	935	281,506	258,350.400	23,155.590
421	938	282,332	258,944.200	23,387.810
422	942	283,171	259,735.900	23,435.100
423	943	283,892	259,933.800	23,958.170
424	952	284,668	261,715.200	22,952.830
425	959	285,413	263,100.700	22,312.340
426	963	286,121	263,892.400	22,228.640
427	969	286,842	265,079.900	21,762.080
428	974	287,666	266,069.600	21,596.440
429	974	288,349	266,069.600	22,279.440
430	978	289,044	266,861.300	22,182.730
431	982	289,889	267,653.000	22,236.030
432	983	290,685	267,850.900	22,834.100
433	985	291,456	268,246.800	23,209.240
434	991	292,097	269,434.300	22,662.680
435	993	292,850	269,830.200	23,019.830
436	996	293,626	270,424.000	23,202.050
437	999	294,383	271,017.700	23,365.270
438	1,004	295,136	272,007.400	23,128.630
439	1,009	295,948	272,997.000	22,951.000
440	1,017	296,930	274,580.400	22,349.580
441	1,022	297,702	275,570.000	22,131.950

442	1,030	298,611	277,153.500	21,457.540
443	1,039	299,542	278,934.800	20,607.190
444	1,049	300,522	280,914.100	19,607.920
445	1,057	301,513	282,497.500	19,015.510
446	1,065	302,344	284,080.900	18,263.100
447	1,070	303,276	285,070.500	18,205.460
448	1,077	304,221	286,456.000	17,764.970
449	1,082	305,028	287,445.700	17,582.340
450	1,086	305,974	288,237.400	17,736.630
451	1,092	306,655	289,424.900	17,230.070
452	1,093	307,511	289,622.900	17,888.140
453	1,097	308,344	290,414.600	17,929.440
454	1,106	309,128	292,195.900	16,932.090
455	1,117	309,974	294,373.100	15,600.900
456	1,119	310,848	294,769.000	16,079.040
457	1,126	311,628	296,154.400	15,473.560
458	1,143	312,578	299,519.200	13,058.800
459	1,151	313,631	301,102.600	12,528.380
460	1,162	314,642	303,279.800	11,362.190
461	1,163	315,907	303,477.700	12,429.260
462	1,172	316,788	305,259.100	11,528.920
463	1,179	317,671	306,644.600	11,026.430
464	1,193	318,869	309,415.500	9,453.455
465	1,195	319,736	309,811.400	9,924.601
466	1,197	320,619	310,207.300	10,411.750
467	1,202	321,617	311,196.900	10,420.110
468	1,210	322,771	312,780.300	9,990.698
469	1,212	323,631	313,176.200	10,454.840
470	1,221	324,620	314,957.500	9,662.502
471	1,225	325,676	315,749.200	9,926.795
472	1,236	326,518	317,926.400	8,591.599
473	1,239	327,545	318,520.200	9,024.818
474	1,244	328,527	319,509.800	9,017.184
475	1,251	329,527	320,895.300	8,631.696
476	1,255	330,561	321,687.000	8,873.988
477	1,259	331,504	322,478.700	9,025.281
478	1,269	332,426	324,458.000	7,968.012
479	1,275	333,406	325,645.500	7,760.451
480	1,285	334,379	327,624.800	6,754.182
481	1,288	335,387	328,218.600	7,168.401
482	1,299	336,217	330,395.800	5,821.206
483	1,310	337,022	332,573.000	4,449.010
484	1,317	337,851	333,958.500	3,892.522
485	1,327	338,765	335,937.700	2,827.253
486	1,337	339,517	337,917.000	1,599.984
487	1,354	340,323	341,281.800	-958.773
488	1,371	341,678	344,646.500	-2,968.530
489	1,392	342,482	348,803.000	-6,320.994



490 1,393 343,328 349,000.900 -5,672.921  
491 1,393 344,164 349,000.900 -4,836.921  
492 1,393 345,029 349,000.900 -3,971.921  
493 1,393 346,043 349,000.900 -2,957.921  
494 1,400 346,913 350,386.400 -3,473.409  
495 1,409 347,623 352,167.800 -4,544.751  
496 1,416 348,707 353,553.200 -4,846.239  
497 1,432 349,457 356,720.100 -7,263.069  
498 1,463 350,282 362,855.800 -12,573.800  
499 1,476 351,079 365,428.900 -14,349.850  
500 1,502 351,984 370,575.000 -18,590.950  
501 1,511 352,564 372,356.300 -19,792.290  
502 1,524 353,249 374,929.300 -21,680.340  
503 1,537 354,111 377,502.400 -23,391.390  
504 1,552 354,981 380,471.300 -25,490.290  
505 1,570 355,788 384,034.000 -28,245.980  
506 1,583 356,640 386,607.000 -29,967.030  
507 1,605 357,494 390,961.400 -33,467.420  
508 1,617 358,204 393,336.500 -35,132.540  
509 1,636 359,354 397,097.200 -37,743.150  
510 1,660 360,219 401,847.400 -41,628.400  
511 1,666 361,190 403,035.000 -41,844.960  
512 1,685 362,025 406,795.600 -44,770.570  
513 1,685 362,743 406,795.600 -44,052.570  
514 1,717 363,383 413,129.200 -49,746.230  
515 1,740 364,225 417,681.500 -53,456.550  
516 1,756 365,107 420,848.400 -55,741.380  
517 1,778 366,116 425,202.800 -59,086.770  
518 1,791 366,818 427,775.800 -60,957.820  
519 1,815 367,744 432,526.100 -64,782.060  
520 1,834 368,633 436,286.700 -67,653.670  
521 1,873 369,559 444,005.800 -74,446.820  
522 1,890 370,901 447,370.600 -76,469.580  
523 1,896 372,115 448,558.100 -76,443.140  
524 1,924 373,179 454,100.100 -80,921.090  
525 1,944 373,968 458,058.600 -84,090.630  
526 1,960 374,857 461,225.500 -86,368.460  
527 1,995 375,765 468,152.900 -92,387.900  
528 2,023 376,835 473,694.900 -96,859.850  
529 2,041 377,775 477,257.500 -99,482.540  
530 2,053 378,603 479,632.700 -101,029.700  
531 2,085 379,545 485,966.300 -106,421.300  
532 2,108 380,502 490,518.600 -110,016.600  
533 2,136 381,388 496,060.600 -114,672.600  
534 2,160 382,361 500,810.800 -118,449.800  
535 2,184 383,259 505,561.100 -122,302.100  
536 2,209 384,208 510,509.300 -126,301.300  
-----

Analysis of Variance Table - Linear Model

```
=====
===
      Df      Sum Sq      Mean Sq      F value  Pr(> F)
-----
Linear effect 1 6,040,593,804,231.000000 6,040,593,804,231.000000 3,704.357000  0
Residuals   534 870,779,264,417.000000  1,630,672,780.000000
-----
```

Linear Model

```
=====
      Estimate  Std. Error  t value  Pr(> | t| )
-----
b0 73,288.780000 2,444.829000 29.977050  0
b1 197.926900  3.251984 60.863430  0
-----
```

R-square - Linear Model

```
=====
0.874008
-----
```

Equation - Linear Model

```
=====
73288.7804+197.926878x
-----
```

Observed and estimated - Quadratic Model

```
=====
      x  y  y_est  Resid
-----
1  0  255  41,900.900 -41,645.900
2  0  442  41,900.900 -41,458.900
3  0  721  41,900.900 -41,179.900
4  2  1,016  42,645.670 -41,629.670
5  2  1,380  42,645.670 -41,265.670
6  4  1,673  43,389.590 -41,716.590
7  5  2,068  43,761.220 -41,693.220
8  5  2,449  43,761.220 -41,312.220
9  6  2,769  44,132.640 -41,363.640
10 6  3,090  44,132.640 -41,042.640
11 7  3,351  44,503.840 -41,152.840
12 7  3,673  44,503.840 -40,830.840
13 7  3,937  44,503.840 -40,566.840
14 7  4,299  44,503.840 -40,204.840
15 7  4,629  44,503.840 -39,874.840
16 7  5,004  44,503.840 -39,499.840
```

17	9	5,333	45,245.610	-39,912.610
18	9	5,632	45,245.610	-39,613.610
19	10	5,915	45,616.170	-39,701.170
20	10	6,211	45,616.170	-39,405.170
21	10	6,580	45,616.170	-39,036.170
22	10	6,928	45,616.170	-38,688.170
23	10	7,293	45,616.170	-38,323.170
24	10	7,621	45,616.170	-37,995.170
25	11	7,912	45,986.520	-38,074.520
26	11	8,287	45,986.520	-37,699.520
27	11	8,652	45,986.520	-37,334.520
28	11	9,086	45,986.520	-36,900.520
29	11	9,409	45,986.520	-36,577.520
30	12	9,815	46,356.650	-36,541.650
31	13	10,167	46,726.570	-36,559.570
32	13	10,491	46,726.570	-36,235.570
33	13	10,788	46,726.570	-35,938.570
34	13	11,226	46,726.570	-35,500.570
35	13	11,533	46,726.570	-35,193.570
36	13	11,925	46,726.570	-34,801.570
37	13	12,272	46,726.570	-34,454.570
38	13	12,660	46,726.570	-34,066.570
39	13	13,015	46,726.570	-33,711.570
40	16	13,491	47,835.030	-34,344.030
41	17	13,930	48,204.090	-34,274.090
42	17	14,507	48,204.090	-33,697.090
43	17	14,896	48,204.090	-33,308.090
44	17	15,356	48,204.090	-32,848.090
45	17	15,883	48,204.090	-32,321.090
46	17	16,375	48,204.090	-31,829.090
47	18	16,721	48,572.940	-31,851.940
48	18	17,146	48,572.940	-31,426.940
49	19	17,747	48,941.570	-31,194.570
50	19	18,419	48,941.570	-30,522.570
51	19	18,903	48,941.570	-30,038.570
52	20	19,469	49,309.980	-29,840.980
53	27	19,918	51,882.890	-31,964.890
54	36	20,408	55,175.460	-34,767.460
55	36	20,727	55,175.460	-34,448.460
56	36	21,248	55,175.460	-33,927.460
57	37	21,892	55,540.230	-33,648.230
58	37	22,306	55,540.230	-33,234.230
59	37	22,884	55,540.230	-32,656.230
60	37	23,442	55,540.230	-32,098.230
61	38	23,969	55,904.780	-31,935.780
62	38	24,562	55,904.780	-31,342.780
63	39	25,096	56,269.120	-31,173.120
64	39	25,584	56,269.120	-30,685.120

65	40	26,102	56,633.250	-30,531.250
66	40	26,651	56,633.250	-29,982.250
67	40	27,242	56,633.250	-29,391.250
68	40	27,833	56,633.250	-28,800.250
69	40	28,259	56,633.250	-28,374.250
70	40	28,807	56,633.250	-27,826.250
71	40	29,542	56,633.250	-27,091.250
72	41	30,262	56,997.160	-26,735.160
73	42	30,918	57,360.850	-26,442.850
74	42	31,799	57,360.850	-25,561.850
75	42	32,639	57,360.850	-24,721.850
76	42	33,170	57,360.850	-24,190.850
77	42	33,725	57,360.850	-23,635.850
78	42	34,147	57,360.850	-23,213.850
79	42	34,683	57,360.850	-22,677.850
80	42	35,311	57,360.850	-22,049.850
81	42	35,913	57,360.850	-21,447.850
82	42	36,324	57,360.850	-21,036.850
83	43	36,955	57,724.330	-20,769.330
84	43	37,463	57,724.330	-20,261.330
85	43	37,896	57,724.330	-19,828.330
86	43	38,544	57,724.330	-19,180.330
87	44	39,187	58,087.600	-18,900.600
88	44	39,722	58,087.600	-18,365.600
89	44	40,236	58,087.600	-17,851.600
90	44	40,790	58,087.600	-17,297.600
91	44	41,352	58,087.600	-16,735.600
92	44	41,894	58,087.600	-16,193.600
93	45	42,593	58,450.650	-15,857.650
94	45	43,280	58,450.650	-15,170.650
95	45	44,205	58,450.650	-14,245.650
96	45	44,920	58,450.650	-13,530.650
97	47	45,589	59,176.110	-13,587.110
98	47	46,187	59,176.110	-12,989.110
99	47	46,754	59,176.110	-12,422.110
100	47	47,470	59,176.110	-11,706.110
101	47	48,159	59,176.110	-11,017.110
102	47	49,036	59,176.110	-10,140.110
103	47	49,629	59,176.110	-9,547.114
104	48	50,100	59,538.520	-9,438.522
105	49	50,842	59,900.720	-9,058.716
106	50	51,387	60,262.700	-8,875.696
107	51	52,130	60,624.460	-8,494.461
108	51	53,067	60,624.460	-7,557.461
109	51	53,976	60,624.460	-6,648.461
110	51	55,003	60,624.460	-5,621.461
111	51	55,931	60,624.460	-4,693.461
112	51	56,847	60,624.460	-3,777.461

113	51	57,584	60,624.460	-3,040.461
114	52	58,455	60,986.010	-2,531.011
115	53	59,176	61,347.350	-2,171.347
116	53	59,857	61,347.350	-1,490.347
117	53	60,724	61,347.350	-623.347
118	53	61,581	61,347.350	233.653
119	53	62,297	61,347.350	949.653
120	53	63,025	61,347.350	1,677.653
121	53	63,793	61,347.350	2,445.653
122	53	64,514	61,347.350	3,166.653
123	53	65,285	61,347.350	3,937.653
124	53	66,080	61,347.350	4,732.653
125	54	66,828	61,708.470	5,119.532
126	54	67,580	61,708.470	5,871.532
127	54	68,277	61,708.470	6,568.532
128	54	68,906	61,708.470	7,197.532
129	54	69,494	61,708.470	7,785.532
130	59	70,221	63,510.860	6,710.143
131	59	71,123	63,510.860	7,612.143
132	59	71,900	63,510.860	8,389.143
133	64	72,645	65,307.880	7,337.119
134	66	73,363	66,025.190	7,337.811
135	66	74,272	66,025.190	8,246.811
136	67	74,953	66,383.520	8,569.478
137	80	75,601	71,022.320	4,578.683
138	82	76,295	71,732.760	4,562.240
139	82	76,923	71,732.760	5,190.240
140	83	77,592	72,087.660	5,504.341
141	83	78,213	72,087.660	6,125.341
142	83	79,103	72,087.660	7,015.341
143	86	80,130	73,151.070	6,978.929
144	87	81,132	73,505.110	7,626.888
145	87	81,914	73,505.110	8,408.888
146	87	82,790	73,505.110	9,284.888
147	89	83,553	74,212.550	9,340.449
148	90	84,538	74,565.950	9,972.051
149	90	85,238	74,565.950	10,672.050
150	90	85,968	74,565.950	11,402.050
151	90	86,809	74,565.950	12,243.050
152	90	87,643	74,565.950	13,077.050
153	90	88,476	74,565.950	13,910.050
154	93	89,341	75,624.850	13,716.150
155	96	90,252	76,681.830	13,570.170
156	96	91,118	76,681.830	14,436.170
157	96	92,127	76,681.830	15,445.170
158	97	93,064	77,033.730	16,030.270
159	97	93,977	77,033.730	16,943.280
160	109	94,856	81,239.740	13,616.260

161	110	95,635	81,588.850	14,046.150
162	110	96,516	81,588.850	14,927.150
163	113	97,188	82,634.880	14,553.120
164	113	97,833	82,634.880	15,198.120
165	115	98,765	83,331.160	15,433.840
166	115	99,537	83,331.160	16,205.840
167	115	100,299	83,331.160	16,967.840
168	115	101,063	83,331.160	17,731.840
169	115	101,718	83,331.160	18,386.840
170	116	102,411	83,678.980	18,732.020
171	116	103,081	83,678.980	19,402.020
172	116	103,794	83,678.980	20,115.020
173	116	104,672	83,678.980	20,993.020
174	116	105,368	83,678.980	21,689.020
175	116	106,007	83,678.980	22,328.020
176	116	106,672	83,678.980	22,993.020
177	117	107,400	84,026.590	23,373.410
178	118	108,236	84,373.980	23,862.020
179	119	109,157	84,721.150	24,435.850
180	120	109,991	85,068.120	24,922.880
181	121	110,699	85,414.860	25,284.140
182	123	111,293	86,107.710	25,185.290
183	123	111,982	86,107.710	25,874.290
184	123	112,877	86,107.710	26,769.290
185	124	113,680	86,453.820	27,226.180
186	124	114,404	86,453.820	27,950.180
187	124	115,044	86,453.820	28,590.180
188	124	115,832	86,453.820	29,378.180
189	124	116,640	86,453.820	30,186.180
190	124	117,335	86,453.820	30,881.180
191	125	118,014	86,799.710	31,214.290
192	126	118,972	87,145.380	31,826.620
193	130	119,627	88,525.930	31,101.070
194	131	120,232	88,870.530	31,361.470
195	131	120,860	88,870.530	31,989.470
196	131	121,492	88,870.530	32,621.470
197	131	122,269	88,870.530	33,398.470
198	131	122,838	88,870.530	33,967.470
199	133	123,467	89,559.090	33,907.910
200	133	124,221	89,559.090	34,661.910
201	133	124,738	89,559.090	35,178.910
202	136	125,349	90,590.320	34,758.680
203	139	126,156	91,619.620	34,536.380
204	139	126,901	91,619.620	35,281.380
205	140	127,588	91,962.290	35,625.710
206	141	128,340	92,304.750	36,035.250
207	143	129,247	92,989.010	36,257.990
208	146	129,996	94,013.810	35,982.190

209	147	130,616	94,354.980	36,261.020
210	149	131,342	95,036.670	36,305.330
211	149	131,996	95,036.670	36,959.330
212	149	132,731	95,036.670	37,694.330
213	149	133,722	95,036.670	38,685.330
214	151	134,736	95,717.510	39,018.500
215	151	135,807	95,717.510	40,089.500
216	152	136,590	96,057.600	40,532.400
217	152	137,434	96,057.600	41,376.400
218	153	138,272	96,397.480	41,874.520
219	154	139,087	96,737.150	42,349.850
220	157	139,868	97,754.860	42,113.140
221	161	140,811	99,108.810	41,702.190
222	161	141,482	99,108.810	42,373.190
223	164	142,219	100,122.000	42,096.980
224	164	143,256	100,122.000	43,133.980
225	165	144,038	100,459.300	43,578.680
226	180	144,963	105,493.200	39,469.820
227	208	145,900	114,760.600	31,139.440
228	209	146,597	115,088.400	31,508.570
229	210	147,567	115,416.100	32,150.920
230	215	148,465	117,051.100	31,413.880
231	220	149,213	118,680.800	30,532.200
232	222	150,242	119,331.200	30,910.830
233	223	151,044	119,656.000	31,387.960
234	223	151,954	119,656.000	32,297.960
235	226	152,727	120,629.300	32,097.660
236	228	153,449	121,277.100	32,171.860
237	228	154,084	121,277.100	32,806.860
238	230	154,900	121,924.100	32,975.930
239	239	155,972	124,824.700	31,147.330
240	242	156,905	125,787.700	31,117.320
241	244	157,767	126,428.600	31,338.390
242	245	158,474	126,748.800	31,725.250
243	253	159,337	129,302.200	30,034.830
244	259	160,570	131,208.200	29,361.770
245	261	161,277	131,841.900	29,435.130
246	263	162,127	132,474.600	29,652.360
247	263	162,837	132,474.600	30,362.360
248	266	163,589	133,422.200	30,166.800
249	269	164,385	134,367.800	30,017.170
250	275	165,089	136,253.300	28,835.710
251	277	165,881	136,880.100	29,000.940
252	278	166,846	137,193.100	29,652.880
253	284	167,636	139,067.000	28,569.010
254	285	168,508	139,378.600	29,129.440
255	289	169,409	140,622.700	28,786.340
256	292	170,240	141,553.500	28,686.520

257	293	170,955	141,863.300	29,091.670
258	294	171,745	142,173.000	29,572.040
259	299	172,498	143,717.900	28,780.110
260	303	173,328	144,950.000	28,378.020
261	317	174,007	149,235.200	24,771.750
262	321	174,952	150,451.900	24,500.120
263	338	175,722	155,584.300	20,137.690
264	341	176,484	156,483.600	20,000.410
265	346	177,256	157,978.100	19,277.890
266	350	177,965	159,169.900	18,795.140
267	356	178,662	160,951.000	17,710.950
268	360	179,467	162,134.200	17,332.780
269	368	180,351	164,490.300	15,860.740
270	373	181,156	165,955.800	15,200.180
271	382	181,971	168,580.300	13,390.700
272	386	183,059	169,741.200	13,317.850
273	390	183,623	170,898.600	12,724.420
274	393	184,571	171,764.400	12,806.610
275	398	185,518	173,203.100	12,314.870
276	399	186,258	173,490.200	12,767.770
277	403	187,141	174,636.500	12,504.500
278	406	187,879	175,494.000	12,385.050
279	408	188,557	176,064.500	12,492.490
280	413	189,297	177,487.200	11,809.850
281	415	190,021	178,054.700	11,966.290
282	415	190,716	178,054.700	12,661.290
283	418	191,711	178,904.400	12,806.570
284	420	192,531	179,469.800	13,061.150
285	425	193,257	180,879.600	12,377.380
286	427	194,106	181,442.000	12,663.980
287	429	195,012	182,003.600	13,008.430
288	433	196,021	183,124.100	12,896.900
289	433	196,940	183,124.100	13,815.900
290	434	197,679	183,403.700	14,275.310
291	436	198,479	183,962.200	14,516.760
292	440	199,272	185,076.800	14,195.250
293	440	199,944	185,076.800	14,867.250
294	444	200,748	186,187.800	14,560.170
295	446	201,470	186,742.100	14,727.910
296	452	202,260	188,399.700	13,860.300
297	455	202,902	189,225.600	13,676.390
298	459	203,643	190,323.800	13,319.170
299	464	204,594	191,691.800	12,902.240
300	467	205,532	192,509.900	13,022.050
301	474	206,369	194,411.500	11,957.460
302	475	207,149	194,682.300	12,466.660
303	484	207,857	197,109.900	10,747.130
304	489	208,976	198,451.000	10,525.010



305	492	209,686	199,253.100	10,432.920
306	495	210,527	200,053.200	10,473.750
307	499	211,348	201,117.100	10,230.870
308	500	212,036	201,382.600	10,653.430
309	503	212,866	202,177.600	10,688.420
310	503	213,676	202,177.600	11,498.420
311	504	214,647	202,442.200	12,204.840
312	506	215,525	202,970.700	12,554.330
313	509	216,389	203,761.800	12,627.180
314	510	217,146	204,025.100	13,120.890
315	512	218,208	204,551.000	13,656.960
316	514	219,085	205,076.100	14,008.880
317	514	219,869	205,076.100	14,792.880
318	516	220,826	205,600.300	15,225.660
319	519	221,777	206,385.100	15,391.940
320	523	222,840	207,428.300	15,411.660
321	526	223,444	208,208.600	15,235.440
322	530	223,904	209,245.800	14,658.160
323	531	224,452	209,504.600	14,947.380
324	536	224,972	210,795.300	14,176.680
325	541	225,551	212,080.700	13,470.340
326	543	226,084	212,593.300	13,490.710
327	547	226,584	213,616.000	12,968.020
328	547	227,117	213,616.000	13,501.020
329	553	227,628	215,143.600	12,484.420
330	553	228,260	215,143.600	13,116.420
331	556	228,761	215,904.500	12,856.520
332	558	229,297	216,410.700	12,886.320
333	562	229,730	217,420.500	12,309.500
334	563	230,223	217,672.400	12,550.580
335	566	230,885	218,426.900	12,458.120
336	567	231,450	218,677.900	12,772.060
337	571	232,010	219,680.000	12,329.960
338	582	232,600	222,418.100	10,181.900
339	585	233,170	223,160.300	10,009.670
340	588	233,643	223,900.600	9,742.358
341	590	234,261	224,393.100	9,867.892
342	596	234,798	225,865.400	8,932.645
343	601	235,319	227,086.300	8,232.672
344	606	235,866	228,301.900	7,564.063
345	610	236,252	229,270.600	6,981.437
346	616	236,705	230,717.100	5,987.935
347	631	237,214	234,299.500	2,914.470
348	640	237,743	236,425.800	1,317.163
349	643	238,296	237,130.700	1,165.255
350	646	238,868	237,833.700	1,034.278
351	648	239,404	238,301.300	1,102.700
352	649	240,115	238,534.800	1,580.233

353	653	240,656	239,466.500	1,189.509
354	656	241,112	240,163.000	948.969
355	658	241,611	240,626.300	984.681
356	658	242,180	240,626.300	1,553.681
357	671	242,627	243,616.800	-989.769
358	680	243,093	245,665.800	-2,572.841
359	691	243,755	248,146.700	-4,391.662
360	695	244,267	249,042.300	-4,775.343
361	697	244,813	249,488.900	-4,675.896
362	705	245,362	251,266.500	-5,904.526
363	707	245,948	251,708.800	-5,760.788
364	710	246,530	252,370.600	-5,840.572
365	714	247,067	253,249.900	-6,182.947
366	721	247,633	254,780.600	-7,147.594
367	723	248,120	255,216.000	-7,095.990
368	724	248,702	255,433.400	-6,731.367
369	724	249,205	255,433.400	-6,228.367
370	730	249,735	256,733.100	-6,998.120
371	733	250,321	257,380.100	-7,059.101
372	733	250,866	257,380.100	-6,514.101
373	740	251,467	258,882.200	-7,415.213
374	747	252,068	260,373.800	-8,305.812
375	752	252,577	261,432.800	-8,855.804
376	755	253,212	262,065.600	-8,853.625
377	762	253,834	263,534.700	-9,700.697
378	766	254,514	264,369.400	-9,855.447
379	768	255,112	264,785.500	-9,673.535
380	769	255,964	264,993.300	-9,029.257
381	771	256,538	265,408.100	-8,870.057
382	779	257,172	267,058.700	-9,886.677
383	784	257,758	268,083.300	-10,325.340
384	791	258,389	269,508.900	-11,119.860
385	791	259,074	269,508.900	-10,434.860
386	796	259,674	270,520.700	-10,846.650
387	801	260,286	271,527.100	-11,241.080
388	804	260,868	272,128.400	-11,260.360
389	807	261,504	272,727.700	-11,223.720
390	809	262,237	273,126.200	-10,889.210
391	811	262,810	273,523.800	-10,713.850
392	815	263,520	274,316.500	-10,796.550
393	821	264,094	275,499.200	-11,405.160
394	823	264,688	275,891.600	-11,203.650
395	823	265,725	275,891.600	-10,166.650
396	833	266,402	277,841.200	-11,439.210
397	836	267,018	278,421.900	-11,403.900
398	840	267,597	279,193.100	-11,596.140
399	847	268,294	280,534.600	-12,240.560
400	849	268,823	280,915.900	-12,092.890

401 852 269,395 281,486.300 -12,091.280  
402 860 269,927 282,997.900 -13,070.880  
403 864 270,515 283,748.500 -13,233.520  
404 873 271,137 285,424.900 -14,287.930  
405 878 271,702 286,348.800 -14,646.760  
406 885 272,213 287,633.100 -15,420.110  
407 892 272,898 288,906.900 -16,008.950  
408 895 273,595 289,449.700 -15,854.660  
409 896 274,177 289,630.100 -15,453.140  
410 904 274,857 291,066.200 -16,209.210  
411 905 275,473 291,244.800 -15,771.750  
412 910 276,109 292,134.300 -16,025.260  
413 918 276,694 293,546.300 -16,852.300  
414 919 277,332 293,721.800 -16,389.840  
415 924 277,968 294,596.300 -16,628.330  
416 926 278,756 294,944.600 -16,188.620  
417 929 279,408 295,465.400 -16,057.450  
418 930 280,037 295,638.600 -15,601.630  
419 932 280,851 295,984.300 -15,133.340  
420 935 281,506 296,501.300 -14,995.310  
421 938 282,332 297,016.300 -14,684.350  
422 942 283,171 297,700.100 -14,529.060  
423 943 283,892 297,870.400 -13,978.450  
424 952 284,668 299,394.300 -14,726.320  
425 959 285,413 300,567.500 -15,154.530  
426 963 286,121 301,233.200 -15,112.220  
427 969 286,842 302,225.300 -15,383.320  
428 974 287,666 303,046.200 -15,380.160  
429 974 288,349 303,046.200 -14,697.160  
430 978 289,044 303,699.000 -14,654.980  
431 982 289,889 304,348.400 -14,459.360  
432 983 290,685 304,510.200 -13,825.170  
433 985 291,456 304,833.100 -13,377.150  
434 991 292,097 305,796.900 -13,699.920  
435 993 292,850 306,116.500 -13,266.470  
436 996 293,626 306,594.200 -12,968.170  
437 999 294,383 307,069.900 -12,686.950  
438 1,004 295,136 307,858.600 -12,722.610  
439 1,009 295,948 308,641.900 -12,693.910  
440 1,017 296,930 309,884.000 -12,954.040  
441 1,022 297,702 310,653.400 -12,951.400  
442 1,030 298,611 311,873.200 -13,262.210  
443 1,039 299,542 313,229.100 -13,687.090  
444 1,049 300,522 314,715.200 -14,193.240  
445 1,057 301,513 315,888.700 -14,375.720  
446 1,065 302,344 317,048.500 -14,704.460  
447 1,070 303,276 317,766.300 -14,490.320  
448 1,077 304,221 318,762.300 -14,541.320

449 1,082 305,028 319,467.300 -14,439.320  
450 1,086 305,974 320,027.500 -14,053.450  
451 1,092 306,655 320,861.200 -14,206.210  
452 1,093 307,511 320,999.400 -13,488.420  
453 1,097 308,344 321,550.100 -13,206.120  
454 1,106 309,128 322,776.600 -13,648.620  
455 1,117 309,974 324,252.100 -14,278.090  
456 1,119 310,848 324,517.600 -13,669.570  
457 1,126 311,628 325,440.000 -13,811.980  
458 1,143 312,578 327,636.400 -15,058.360  
459 1,151 313,631 328,648.500 -15,017.500  
460 1,162 314,642 330,017.800 -15,375.760  
461 1,163 315,907 330,141.000 -14,233.950  
462 1,172 316,788 331,240.000 -14,452.020  
463 1,179 317,671 332,082.800 -14,411.840  
464 1,193 318,869 333,736.900 -14,867.930  
465 1,195 319,736 333,969.800 -14,233.800  
466 1,197 320,619 334,201.800 -13,582.810  
467 1,202 321,617 334,778.100 -13,161.080  
468 1,210 322,771 335,688.900 -12,917.950  
469 1,212 323,631 335,914.500 -12,283.520  
470 1,221 324,620 336,919.000 -12,298.970  
471 1,225 325,676 337,359.800 -11,683.820  
472 1,236 326,518 338,554.400 -12,036.450  
473 1,239 327,545 338,875.800 -11,330.750  
474 1,244 328,527 339,407.000 -10,879.960  
475 1,251 329,527 340,141.600 -10,614.650  
476 1,255 330,561 340,556.700 -9,995.749  
477 1,259 331,504 340,968.400 -9,464.418  
478 1,269 332,426 341,982.600 -9,556.570  
479 1,275 333,406 342,580.800 -9,174.763  
480 1,285 334,379 343,560.600 -9,181.588  
481 1,288 335,387 343,850.400 -8,463.352  
482 1,299 336,217 344,896.300 -8,679.300  
483 1,310 337,022 345,916.300 -8,894.288  
484 1,317 337,851 346,551.900 -8,700.855  
485 1,327 338,765 347,441.600 -8,676.572  
486 1,337 339,517 348,309.800 -8,792.834  
487 1,354 340,323 349,736.600 -9,413.641  
488 1,371 341,678 351,101.400 -9,423.446  
489 1,392 342,482 352,701.800 -10,219.780  
490 1,393 343,328 352,775.600 -9,447.623  
491 1,393 344,164 352,775.600 -8,611.623  
492 1,393 345,029 352,775.600 -7,746.623  
493 1,393 346,043 352,775.600 -6,732.623  
494 1,400 346,913 353,286.500 -6,373.540  
495 1,409 347,623 353,928.000 -6,304.986  
496 1,416 348,707 354,414.900 -5,707.873

497 1,432 349,457 355,488.300 -6,031.283  
 498 1,463 350,282 357,411.700 -7,129.719  
 499 1,476 351,079 358,157.000 -7,077.962  
 500 1,502 351,984 359,538.700 -7,554.673  
 501 1,511 352,564 359,983.200 -7,419.167  
 502 1,524 353,249 360,594.500 -7,345.533  
 503 1,537 354,111 361,169.600 -7,058.642  
 504 1,552 354,981 361,788.200 -6,807.175  
 505 1,570 355,788 362,466.700 -6,678.694  
 506 1,583 356,640 362,913.500 -6,273.505  
 507 1,605 357,494 363,587.000 -6,093.048  
 508 1,617 358,204 363,910.700 -5,706.667  
 509 1,636 359,354 364,359.900 -5,005.882  
 510 1,660 360,219 364,816.600 -4,597.605  
 511 1,666 361,190 364,911.500 -3,721.477  
 512 1,685 362,025 365,161.000 -3,135.951  
 513 1,685 362,743 365,161.000 -2,417.951  
 514 1,717 363,383 365,406.000 -2,023.049  
 515 1,740 364,225 365,446.500 -1,221.513  
 516 1,756 365,107 365,407.700 -300.725  
 517 1,778 366,116 365,264.700 851.289  
 518 1,791 366,818 365,131.400 1,686.606  
 519 1,815 367,744 364,790.000 2,953.988  
 520 1,834 368,633 364,432.100 4,200.890  
 521 1,873 369,559 363,454.800 6,104.180  
 522 1,890 370,901 362,926.700 7,974.302  
 523 1,896 372,115 362,725.500 9,389.501  
 524 1,924 373,179 361,684.400 11,494.560  
 525 1,944 373,968 360,837.900 13,130.150  
 526 1,960 374,857 360,098.800 14,758.210  
 527 1,995 375,765 358,290.600 17,474.390  
 528 2,023 376,835 356,654.800 20,180.160  
 529 2,041 377,775 355,514.500 22,260.550  
 530 2,053 378,603 354,715.600 23,887.420  
 531 2,085 379,545 352,434.200 27,110.800  
 532 2,108 380,502 350,658.800 29,843.240  
 533 2,136 381,388 348,344.200 33,043.830  
 534 2,160 382,361 346,226.400 36,134.640  
 535 2,184 383,259 343,985.000 39,274.030  
 536 2,209 384,208 341,518.800 42,689.210

-----  
 Analysis of Variance Table - Quadratic Model

=====

=====

	Df	Sum Sq	Mean Sq	F value	Pr(> F)
Linear effect	1	6,040,593,804,231.000000	6,040,593,804,231.000000	12,865.400000	0

Quadratic effect 1 620,523,772,463.000000 620,523,772,463.000000 1,321.606000 0  
 Residuals 533 250,255,491,954.000000 469,522,499.000000

-----  
 Quadratic Model

=====

	Estimate	Std. Error	t value	Pr(>  t )
b0	41,900.900000	1,570.503000	26.679930	0
b1	372.599400	5.111841	72.889480	0
b2	-0.107272	0.002951	-36.353900	0

-----

R-square - Quadratic Model

=====  
 0.963791  
 -----

Equation - Quadratic Model

=====  
 $41900.9044 + 372.599437x - 0.107272x^2$   
 -----

Observed and estimated - Cubic Model

=====

	x	y	y_est	Resid
1	0	255	28,329.280	-28,074.280
2	0	442	28,329.280	-27,887.280
3	0	721	28,329.280	-27,608.280
4	2	1,016	29,377.160	-28,361.160
5	2	1,380	29,377.160	-27,997.160
6	4	1,673	30,422.390	-28,749.390
7	5	2,068	30,944.010	-28,876.010
8	5	2,449	30,944.010	-28,495.010
9	6	2,769	31,464.970	-28,695.970
10	6	3,090	31,464.970	-28,374.970
11	7	3,351	31,985.260	-28,634.260
12	7	3,673	31,985.260	-28,312.260
13	7	3,937	31,985.260	-28,048.260
14	7	4,299	31,985.260	-27,686.260
15	7	4,629	31,985.260	-27,356.260
16	7	5,004	31,985.260	-26,981.260
17	9	5,333	33,023.880	-27,690.880
18	9	5,632	33,023.880	-27,391.880
19	10	5,915	33,542.190	-27,627.190
20	10	6,211	33,542.190	-27,331.190
21	10	6,580	33,542.190	-26,962.190

22	10	6,928	33,542.190	-26,614.190
23	10	7,293	33,542.190	-26,249.190
24	10	7,621	33,542.190	-25,921.190
25	11	7,912	34,059.850	-26,147.850
26	11	8,287	34,059.850	-25,772.850
27	11	8,652	34,059.850	-25,407.850
28	11	9,086	34,059.850	-24,973.850
29	11	9,409	34,059.850	-24,650.850
30	12	9,815	34,576.850	-24,761.850
31	13	10,167	35,093.190	-24,926.190
32	13	10,491	35,093.190	-24,602.190
33	13	10,788	35,093.190	-24,305.190
34	13	11,226	35,093.190	-23,867.190
35	13	11,533	35,093.190	-23,560.190
36	13	11,925	35,093.190	-23,168.190
37	13	12,272	35,093.190	-22,821.190
38	13	12,660	35,093.190	-22,433.190
39	13	13,015	35,093.190	-22,078.190
40	16	13,491	36,638.270	-23,147.270
41	17	13,930	37,151.980	-23,221.980
42	17	14,507	37,151.980	-22,644.980
43	17	14,896	37,151.980	-22,255.980
44	17	15,356	37,151.980	-21,795.980
45	17	15,883	37,151.980	-21,268.980
46	17	16,375	37,151.980	-20,776.980
47	18	16,721	37,665.030	-20,944.030
48	18	17,146	37,665.030	-20,519.030
49	19	17,747	38,177.430	-20,430.430
50	19	18,419	38,177.430	-19,758.430
51	19	18,903	38,177.430	-19,274.430
52	20	19,469	38,689.180	-19,220.180
53	27	19,918	42,253.090	-22,335.090
54	36	20,408	46,788.400	-26,380.400
55	36	20,727	46,788.400	-26,061.400
56	36	21,248	46,788.400	-25,540.400
57	37	21,892	47,289.080	-25,397.080
58	37	22,306	47,289.080	-24,983.080
59	37	22,884	47,289.080	-24,405.080
60	37	23,442	47,289.080	-23,847.080
61	38	23,969	47,789.120	-23,820.120
62	38	24,562	47,789.120	-23,227.120
63	39	25,096	48,288.510	-23,192.510
64	39	25,584	48,288.510	-22,704.510
65	40	26,102	48,787.250	-22,685.250
66	40	26,651	48,787.250	-22,136.250
67	40	27,242	48,787.250	-21,545.250
68	40	27,833	48,787.250	-20,954.250
69	40	28,259	48,787.250	-20,528.250

70	40	28,807	48,787.250	-19,980.250
71	40	29,542	48,787.250	-19,245.250
72	41	30,262	49,285.350	-19,023.350
73	42	30,918	49,782.800	-18,864.800
74	42	31,799	49,782.800	-17,983.800
75	42	32,639	49,782.800	-17,143.800
76	42	33,170	49,782.800	-16,612.800
77	42	33,725	49,782.800	-16,057.800
78	42	34,147	49,782.800	-15,635.800
79	42	34,683	49,782.800	-15,099.800
80	42	35,311	49,782.800	-14,471.800
81	42	35,913	49,782.800	-13,869.800
82	42	36,324	49,782.800	-13,458.800
83	43	36,955	50,279.610	-13,324.610
84	43	37,463	50,279.610	-12,816.610
85	43	37,896	50,279.610	-12,383.610
86	43	38,544	50,279.610	-11,735.610
87	44	39,187	50,775.780	-11,588.780
88	44	39,722	50,775.780	-11,053.780
89	44	40,236	50,775.780	-10,539.780
90	44	40,790	50,775.780	-9,985.780
91	44	41,352	50,775.780	-9,423.780
92	44	41,894	50,775.780	-8,881.780
93	45	42,593	51,271.300	-8,678.303
94	45	43,280	51,271.300	-7,991.303
95	45	44,205	51,271.300	-7,066.303
96	45	44,920	51,271.300	-6,351.303
97	47	45,589	52,260.420	-6,671.421
98	47	46,187	52,260.420	-6,073.421
99	47	46,754	52,260.420	-5,506.421
100	47	47,470	52,260.420	-4,790.421
101	47	48,159	52,260.420	-4,101.421
102	47	49,036	52,260.420	-3,224.421
103	47	49,629	52,260.420	-2,631.421
104	48	50,100	52,754.020	-2,654.017
105	49	50,842	53,246.970	-2,404.972
106	50	51,387	53,739.290	-2,352.286
107	51	52,130	54,230.960	-2,100.960
108	51	53,067	54,230.960	-1,163.960
109	51	53,976	54,230.960	-254.960
110	51	55,003	54,230.960	772.040
111	51	55,931	54,230.960	1,700.040
112	51	56,847	54,230.960	2,616.040
113	51	57,584	54,230.960	3,353.040
114	52	58,455	54,721.990	3,733.007
115	53	59,176	55,212.390	3,963.612
116	53	59,857	55,212.390	4,644.612
117	53	60,724	55,212.390	5,511.612



118	53	61,581	55,212.390	6,368.612
119	53	62,297	55,212.390	7,084.612
120	53	63,025	55,212.390	7,812.612
121	53	63,793	55,212.390	8,580.612
122	53	64,514	55,212.390	9,301.612
123	53	65,285	55,212.390	10,072.610
124	53	66,080	55,212.390	10,867.610
125	54	66,828	55,702.140	11,125.860
126	54	67,580	55,702.140	11,877.860
127	54	68,277	55,702.140	12,574.860
128	54	68,906	55,702.140	13,203.860
129	54	69,494	55,702.140	13,791.860
130	59	70,221	58,141.350	12,079.650
131	59	71,123	58,141.350	12,981.650
132	59	71,900	58,141.350	13,758.650
133	64	72,645	60,564.660	12,080.340
134	66	73,363	61,529.550	11,833.450
135	66	74,272	61,529.550	12,742.450
136	67	74,953	62,011.040	12,941.960
137	80	75,601	68,213.070	7,387.925
138	82	76,295	69,157.820	7,137.184
139	82	76,923	69,157.820	7,765.184
140	83	77,592	69,629.250	7,962.751
141	83	78,213	69,629.250	8,583.751
142	83	79,103	69,629.250	9,473.751
143	86	80,130	71,039.800	9,090.199
144	87	81,132	71,508.740	9,623.263
145	87	81,914	71,508.740	10,405.260
146	87	82,790	71,508.740	11,281.260
147	89	83,553	72,444.740	11,108.260
148	90	84,538	72,911.810	11,626.190
149	90	85,238	72,911.810	12,326.190
150	90	85,968	72,911.810	13,056.190
151	90	86,809	72,911.810	13,897.190
152	90	87,643	72,911.810	14,731.190
153	90	88,476	72,911.810	15,564.190
154	93	89,341	74,309.290	15,031.700
155	96	90,252	75,701.200	14,550.800
156	96	91,118	75,701.200	15,416.800
157	96	92,127	75,701.200	16,425.800
158	97	93,064	76,163.930	16,900.070
159	97	93,977	76,163.930	17,813.070
160	109	94,856	81,668.610	13,187.390
161	110	95,635	82,123.340	13,511.660
162	110	96,516	82,123.340	14,392.660
163	113	97,188	83,483.870	13,704.130
164	113	97,833	83,483.870	14,349.130
165	115	98,765	84,387.830	14,377.170

166	115	99,537	84,387.830	15,149.170
167	115	100,299	84,387.830	15,911.170
168	115	101,063	84,387.830	16,675.170
169	115	101,718	84,387.830	17,330.170
170	116	102,411	84,838.900	17,572.100
171	116	103,081	84,838.900	18,242.100
172	116	103,794	84,838.900	18,955.100
173	116	104,672	84,838.900	19,833.100
174	116	105,368	84,838.900	20,529.100
175	116	106,007	84,838.900	21,168.100
176	116	106,672	84,838.900	21,833.100
177	117	107,400	85,289.360	22,110.640
178	118	108,236	85,739.210	22,496.790
179	119	109,157	86,188.450	22,968.550
180	120	109,991	86,637.090	23,353.920
181	121	110,699	87,085.110	23,613.890
182	123	111,293	87,979.350	23,313.650
183	123	111,982	87,979.350	24,002.650
184	123	112,877	87,979.350	24,897.650
185	124	113,680	88,425.550	25,254.450
186	124	114,404	88,425.550	25,978.450
187	124	115,044	88,425.550	26,618.450
188	124	115,832	88,425.550	27,406.450
189	124	116,640	88,425.550	28,214.450
190	124	117,335	88,425.550	28,909.450
191	125	118,014	88,871.160	29,142.840
192	126	118,972	89,316.150	29,655.850
193	130	119,627	91,090.110	28,536.890
194	131	120,232	91,532.090	28,699.910
195	131	120,860	91,532.090	29,327.910
196	131	121,492	91,532.090	29,959.910
197	131	122,269	91,532.090	30,736.910
198	131	122,838	91,532.090	31,305.910
199	133	123,467	92,414.250	31,052.750
200	133	124,221	92,414.250	31,806.750
201	133	124,738	92,414.250	32,323.750
202	136	125,349	93,732.980	31,616.020
203	139	126,156	95,046.310	31,109.690
204	139	126,901	95,046.310	31,854.690
205	140	127,588	95,482.890	32,105.110
206	141	128,340	95,918.870	32,421.130
207	143	129,247	96,789.050	32,457.950
208	146	129,996	98,089.840	31,906.160
209	147	130,616	98,522.240	32,093.760
210	149	131,342	99,385.280	31,956.720
211	149	131,996	99,385.280	32,610.720
212	149	132,731	99,385.280	33,345.720
213	149	133,722	99,385.280	34,336.720

214	151	134,736	100,245.900	34,490.070
215	151	135,807	100,245.900	35,561.070
216	152	136,590	100,675.400	35,914.630
217	152	137,434	100,675.400	36,758.630
218	153	138,272	101,104.200	37,167.780
219	154	139,087	101,532.500	37,554.520
220	157	139,868	102,813.700	37,054.300
221	161	140,811	104,513.700	36,297.250
222	161	141,482	104,513.700	36,968.250
223	164	142,219	105,782.600	36,436.390
224	164	143,256	105,782.600	37,473.390
225	165	144,038	106,204.400	37,833.610
226	180	144,963	112,461.100	32,501.940
227	208	145,900	123,793.000	22,106.990
228	209	146,597	124,189.500	22,407.530
229	210	147,567	124,585.400	22,981.650
230	215	148,465	126,556.300	21,908.670
231	220	149,213	128,513.200	20,699.750
232	222	150,242	129,292.100	20,949.900
233	223	151,044	129,680.700	21,363.320
234	223	151,954	129,680.700	22,273.320
235	226	152,727	130,843.100	21,883.910
236	228	153,449	131,615.200	21,833.760
237	228	154,084	131,615.200	22,468.760
238	230	154,900	132,385.200	22,514.830
239	239	155,972	135,822.400	20,149.570
240	242	156,905	136,958.200	19,946.750
241	244	157,767	137,712.700	20,054.280
242	245	158,474	138,089.100	20,384.870
243	253	159,337	141,080.700	18,256.270
244	259	160,570	143,301.600	17,268.440
245	261	161,277	144,037.500	17,239.500
246	263	162,127	144,771.300	17,355.720
247	263	162,837	144,771.300	18,065.720
248	266	163,589	145,867.900	17,721.090
249	269	164,385	146,959.700	17,425.310
250	275	165,089	149,128.800	15,960.210
251	277	165,881	149,847.500	16,033.450
252	278	166,846	150,206.100	16,639.870
253	284	167,636	152,346.400	15,289.560
254	285	168,508	152,701.300	15,806.690
255	289	169,409	154,115.500	15,293.520
256	292	170,240	155,170.600	15,069.430
257	293	170,955	155,521.200	15,433.790
258	294	171,745	155,871.300	15,873.670
259	299	172,498	157,614.100	14,883.930
260	303	173,328	158,998.900	14,329.150
261	317	174,007	163,780.200	10,226.780

262	321	174,952	165,127.800	9,824.223
263	338	175,722	170,763.900	4,958.133
264	341	176,484	171,743.300	4,740.710
265	346	177,256	173,365.600	3,890.382
266	350	177,965	174,654.500	3,310.523
267	356	178,662	176,572.800	2,089.169
268	360	179,467	177,841.800	1,625.180
269	368	180,351	180,356.100	-5.146
270	373	181,156	181,911.700	-755.671
271	382	181,971	184,681.000	-2,709.959
272	386	183,059	185,899.200	-2,840.175
273	390	183,623	187,109.700	-3,486.694
274	393	184,571	188,012.500	-3,441.550
275	398	185,518	189,507.800	-3,989.761
276	399	186,258	189,805.400	-3,547.375
277	403	187,141	190,991.100	-3,850.086
278	406	187,879	191,875.400	-3,996.401
279	408	188,557	192,462.600	-3,905.586
280	413	189,297	193,922.300	-4,625.319
281	415	190,021	194,502.900	-4,481.930
282	415	190,716	194,502.900	-3,786.930
283	418	191,711	195,370.300	-3,659.344
284	420	192,531	195,946.300	-3,415.289
285	425	193,257	197,378.000	-4,121.024
286	427	194,106	197,947.500	-3,841.476
287	429	195,012	198,515.100	-3,503.082
288	433	196,021	199,644.800	-3,623.768
289	433	196,940	199,644.800	-2,704.768
290	434	197,679	199,926.000	-2,247.041
291	436	198,479	200,487.200	-2,008.214
292	440	199,272	201,604.100	-2,332.073
293	440	199,944	201,604.100	-1,660.073
294	444	200,748	202,713.600	-1,965.644
295	446	201,470	203,265.700	-1,795.707
296	452	202,260	204,911.000	-2,651.045
297	455	202,902	205,727.600	-2,825.635
298	459	203,643	206,810.100	-3,167.146
299	464	204,594	208,153.200	-3,559.243
300	467	205,532	208,953.800	-3,421.768
301	474	206,369	210,806.200	-4,437.187
302	475	207,149	211,069.100	-3,920.057
303	484	207,857	213,415.200	-5,558.193
304	489	208,976	214,703.400	-5,727.367
305	492	209,686	215,471.100	-5,785.080
306	495	210,527	216,234.900	-5,707.916
307	499	211,348	217,247.400	-5,899.353
308	500	212,036	217,499.400	-5,463.393
309	503	212,866	218,253.000	-5,386.950

310 503 213,676 218,253.000 -4,576.950  
311 504 214,647 218,503.300 -3,856.284  
312 506 215,525 219,002.700 -3,477.677  
313 509 216,389 219,748.600 -3,359.586  
314 510 217,146 219,996.400 -2,850.376  
315 512 218,208 220,490.700 -2,282.690  
316 514 219,085 220,983.300 -1,898.318  
317 514 219,869 220,983.300 -1,114.318  
318 516 220,826 221,474.300 -648.265  
319 519 221,777 222,207.500 -430.540  
320 523 222,840 223,179.400 -339.389  
321 526 223,444 223,903.900 -459.905  
322 530 223,904 224,864.100 -960.122  
323 531 224,452 225,103.100 -651.143  
324 536 224,972 226,292.100 -1,320.071  
325 541 225,551 227,470.800 -1,919.750  
326 543 226,084 227,939.400 -1,855.365  
327 547 226,584 228,871.700 -2,287.718  
328 547 227,117 228,871.700 -1,754.718  
329 553 227,628 230,258.100 -2,630.113  
330 553 228,260 230,258.100 -1,998.113  
331 556 228,761 230,945.900 -2,184.878  
332 558 229,297 231,402.400 -2,105.385  
333 562 229,730 232,310.600 -2,580.608  
334 563 230,223 232,536.700 -2,313.668  
335 566 230,885 233,212.500 -2,327.467  
336 567 231,450 233,436.900 -1,986.942  
337 571 232,010 234,330.900 -2,320.891  
338 582 232,600 236,756.900 -4,156.885  
339 585 233,170 237,410.300 -4,240.342  
340 588 233,643 238,060.300 -4,417.317  
341 590 234,261 238,491.700 -4,230.706  
342 596 234,798 239,776.700 -4,978.664  
343 601 235,319 240,837.000 -5,517.964  
344 606 235,866 241,887.800 -6,021.785  
345 610 236,252 242,721.700 -6,469.657  
346 616 236,705 243,961.200 -7,256.225  
347 631 237,214 247,001.800 -9,787.769  
348 640 237,743 248,786.600 -11,043.580  
349 643 238,296 249,375.000 -11,079.000  
350 646 238,868 249,960.200 -11,092.190  
351 648 239,404 250,348.500 -10,944.530  
352 649 240,115 250,542.200 -10,427.170  
353 653 240,656 251,313.100 -10,657.140  
354 656 241,112 251,887.600 -10,775.650  
355 658 241,611 252,268.900 -10,657.880  
356 658 242,180 252,268.900 -10,088.880  
357 671 242,627 254,712.800 -12,085.760

358 680 243,093 256,370.400 -13,277.360  
359 691 243,755 258,358.800 -14,603.760  
360 695 244,267 259,071.700 -14,804.680  
361 697 244,813 259,426.100 -14,613.140  
362 705 245,362 260,830.600 -15,468.640  
363 707 245,948 261,178.500 -15,230.450  
364 710 246,530 261,697.700 -15,167.710  
365 714 247,067 262,385.500 -15,318.470  
366 721 247,633 263,576.500 -15,943.540  
367 723 248,120 263,913.900 -15,793.930  
368 724 248,702 264,082.200 -15,380.150  
369 724 249,205 264,082.200 -14,877.150  
370 730 249,735 265,084.700 -15,349.730  
371 733 250,321 265,581.700 -15,260.710  
372 733 250,866 265,581.700 -14,715.710  
373 740 251,467 266,730.300 -15,263.290  
374 747 252,068 267,863.500 -15,795.510  
375 752 252,577 268,663.700 -16,086.650  
376 755 253,212 269,140.000 -15,928.040  
377 762 253,834 270,240.900 -16,406.910  
378 766 254,514 270,863.300 -16,349.310  
379 768 255,112 271,172.700 -16,060.700  
380 769 255,964 271,326.900 -15,362.950  
381 771 256,538 271,634.500 -15,096.540  
382 779 257,172 272,853.000 -15,681.000  
383 784 257,758 273,604.900 -15,846.940  
384 791 258,389 274,645.400 -16,256.390  
385 791 259,074 274,645.400 -15,571.390  
386 796 259,674 275,379.900 -15,705.890  
387 801 260,286 276,107.200 -15,821.210  
388 804 260,868 276,540.200 -15,672.190  
389 807 261,504 276,970.600 -15,466.620  
390 809 262,237 277,256.200 -15,019.170  
391 811 262,810 277,540.600 -14,730.590  
392 815 263,520 278,106.100 -14,586.090  
393 821 264,094 278,946.000 -14,852.010  
394 823 264,688 279,223.800 -14,535.780  
395 823 265,725 279,223.800 -13,498.780  
396 833 266,402 280,596.300 -14,194.260  
397 836 267,018 281,002.700 -13,984.740  
398 840 267,597 281,541.000 -13,943.950  
399 847 268,294 282,472.600 -14,178.610  
400 849 268,823 282,736.400 -13,913.430  
401 852 269,395 283,130.200 -13,735.200  
402 860 269,927 284,168.800 -14,241.830  
403 864 270,515 284,682.000 -14,166.980  
404 873 271,137 285,821.700 -14,684.710  
405 878 271,702 286,446.100 -14,744.110

406 885 272,213 287,309.900 -15,096.880  
407 892 272,898 288,161.700 -15,263.660  
408 895 273,595 288,523.100 -14,928.080  
409 896 274,177 288,643.100 -14,466.080  
410 904 274,857 289,594.500 -14,737.450  
411 905 275,473 289,712.300 -14,239.310  
412 910 276,109 290,298.100 -14,189.070  
413 918 276,694 291,223.200 -14,529.220  
414 919 277,332 291,337.800 -14,005.830  
415 924 277,968 291,907.400 -13,939.450  
416 926 278,756 292,133.700 -13,377.710  
417 929 279,408 292,471.400 -13,063.420  
418 930 280,037 292,583.500 -12,546.540  
419 932 280,851 292,807.100 -11,956.110  
420 935 281,506 293,140.800 -11,634.810  
421 938 282,332 293,472.500 -11,140.510  
422 942 283,171 293,911.700 -10,740.720  
423 943 283,892 294,021.000 -10,128.970  
424 952 284,668 294,994.600 -10,326.560  
425 959 285,413 295,739.900 -10,326.860  
426 963 286,121 296,161.100 -10,040.130  
427 969 286,842 296,786.800 -9,944.811  
428 974 287,666 297,302.600 -9,636.577  
429 974 288,349 297,302.600 -8,953.577  
430 978 289,044 297,711.500 -8,667.544  
431 982 289,889 298,117.300 -8,228.303  
432 983 290,685 298,218.200 -7,533.245  
433 985 291,456 298,419.500 -6,963.536  
434 991 292,097 299,018.700 -6,921.689  
435 993 292,850 299,216.800 -6,366.847  
436 996 293,626 299,512.600 -5,886.635  
437 999 294,383 299,806.700 -5,423.695  
438 1,004 295,136 300,293.000 -5,156.991  
439 1,009 295,948 300,774.600 -4,826.583  
440 1,017 296,930 301,535.500 -4,605.492  
441 1,022 297,702 302,005.100 -4,303.130  
442 1,030 298,611 302,747.200 -4,136.233  
443 1,039 299,542 303,568.700 -4,026.659  
444 1,049 300,522 304,465.100 -3,943.069  
445 1,057 301,513 305,170.200 -3,657.161  
446 1,065 302,344 305,864.800 -3,520.818  
447 1,070 303,276 306,293.800 -3,017.787  
448 1,077 304,221 306,887.800 -2,666.768  
449 1,082 305,028 307,307.400 -2,279.424  
450 1,086 305,974 307,640.400 -1,666.423  
451 1,092 306,655 308,135.500 -1,480.453  
452 1,093 307,511 308,217.400 -706.443  
453 1,097 308,344 308,543.900 -199.946

454 1,106 309,128 309,270.200 -142.195  
455 1,117 309,974 310,142.500 -168.487  
456 1,119 310,848 310,299.300 548.683  
457 1,126 311,628 310,844.000 783.964  
458 1,143 312,578 312,140.700 437.342  
459 1,151 313,631 312,738.500 892.538  
460 1,162 314,642 313,548.100 1,093.892  
461 1,163 315,907 313,621.000 2,285.977  
462 1,172 316,788 314,272.200 2,515.761  
463 1,179 317,671 314,772.600 2,898.356  
464 1,193 318,869 315,758.100 3,110.852  
465 1,195 319,736 315,897.300 3,838.673  
466 1,197 320,619 316,036.100 4,582.885  
467 1,202 321,617 316,381.400 5,235.599  
468 1,210 322,771 316,929.000 5,842.022  
469 1,212 323,631 317,065.000 6,566.042  
470 1,221 324,620 317,672.500 6,947.514  
471 1,225 325,676 317,940.300 7,735.740  
472 1,236 326,518 318,669.800 7,848.154  
473 1,239 327,545 318,867.200 8,677.845  
474 1,244 328,527 319,194.500 9,332.526  
475 1,251 329,527 319,649.600 9,877.391  
476 1,255 330,561 319,908.100 10,652.890  
477 1,259 331,504 320,165.500 11,338.490  
478 1,269 332,426 320,804.300 11,621.650  
479 1,275 333,406 321,184.600 12,221.380  
480 1,285 334,379 321,813.700 12,565.320  
481 1,288 335,387 322,001.300 13,385.700  
482 1,299 336,217 322,685.200 13,531.770  
483 1,310 337,022 323,363.300 13,658.690  
484 1,317 337,851 323,792.100 14,058.940  
485 1,327 338,765 324,401.200 14,363.790  
486 1,337 339,517 325,006.800 14,510.150  
487 1,354 340,323 326,029.700 14,293.270  
488 1,371 341,678 327,046.200 14,631.820  
489 1,392 342,482 328,296.400 14,185.630  
490 1,393 343,328 328,355.800 14,972.180  
491 1,393 344,164 328,355.800 15,808.180  
492 1,393 345,029 328,355.800 16,673.180  
493 1,393 346,043 328,355.800 17,687.180  
494 1,400 346,913 328,771.900 18,141.110  
495 1,409 347,623 329,306.800 18,316.160  
496 1,416 348,707 329,723.100 18,983.900  
497 1,432 349,457 330,676.100 18,780.870  
498 1,463 350,282 332,535.000 17,746.950  
499 1,476 351,079 333,322.200 17,756.810  
500 1,502 351,984 334,915.500 17,068.470  
501 1,511 352,564 335,474.200 17,089.820



502 1,524 353,249 336,288.700 16,960.320  
 503 1,537 354,111 337,113.000 16,997.980  
 504 1,552 354,981 338,077.800 16,903.210  
 505 1,570 355,788 339,256.900 16,531.080  
 506 1,583 356,640 340,124.500 16,515.510  
 507 1,605 357,494 341,626.400 15,867.560  
 508 1,617 358,204 342,465.100 15,738.910  
 509 1,636 359,354 343,823.400 15,530.570  
 510 1,660 360,219 345,597.100 14,621.890  
 511 1,666 361,190 346,051.300 15,138.680  
 512 1,685 362,025 347,520.000 14,505.030  
 513 1,685 362,743 347,520.000 15,223.030  
 514 1,717 363,383 350,105.000 13,277.990  
 515 1,740 364,225 352,056.800 12,168.150  
 516 1,756 365,107 353,464.400 11,642.570  
 517 1,778 366,116 355,470.600 10,645.410  
 518 1,791 366,818 356,696.400 10,121.630  
 519 1,815 367,744 359,042.200 8,701.798  
 520 1,834 368,633 360,979.200 7,653.846  
 521 1,873 369,559 365,190.700 4,368.305  
 522 1,890 370,901 367,131.300 3,769.671  
 523 1,896 372,115 367,832.100 4,282.868  
 524 1,924 373,179 371,215.900 1,963.124  
 525 1,944 373,968 373,751.200 216.783  
 526 1,960 374,857 375,853.400 -996.431  
 527 1,995 375,765 380,691.200 -4,926.173  
 528 2,023 376,835 384,808.700 -7,973.713  
 529 2,041 377,775 387,577.100 -9,802.102  
 530 2,053 378,603 389,477.100 -10,874.130  
 531 2,085 379,545 394,763.600 -15,218.640  
 532 2,108 380,502 398,767.500 -18,265.480  
 533 2,136 381,388 403,881.600 -22,493.550  
 534 2,160 382,361 408,482.000 -26,121.030  
 535 2,184 383,259 413,289.700 -30,030.730  
 536 2,209 384,208 418,525.200 -34,317.160

-----  
 Analysis of Variance Table - Cubic Model

=====

	Df	Sum Sq	Mean Sq	F value	Pr(> F)
Linear effect	1	6,040,593,804,231.000000	6,040,593,804,231.000000	21,067.270000	0
Quadratic effect	1	620,523,772,463.000000	620,523,772,463.000000	2,164.148000	0
Cubic effect	1	97,715,724,176.000000	97,715,724,176.000000	340.794800	0
Residuals	532	152,539,767,778.000000	286,728,887.000000		

-----

## Cubic Model

```
=====
Estimate  Std. Error  t value  Pr(> | t | )
-----
b0 28,329.280000 1,430.630000 19.801960  0
b1 524.603900  9.151839  57.322240  0
b2 -0.332026  0.012391 -26.795290  0
b3 0.000079  0.000004  18.460630  0
-----
```

## R-square - Cubic Model

```
=====
0.977929
-----
```

## Equation - Cubic Model

```
=====
28329.2791+524.603943x-0.332026x2+0.000079x3
-----
```

#Selecting Quadratic given R<sup>2</sup>

```
regr_easy_graf(CumMPIGuides, CumMPI, model="Q", plot_eq=0, plot_R2=0, title_y="Cumulative FDA-
Issued Medical Product Guidelines", title_x="Cumulative FDA-Registered Medical Products")
```

## #Structual analysis

```
library(WaveletComp);citation("WaveletComp")
Roesch A, Schmidbauer H (2018). _WaveletComp: Computational Wavelet Analysis_. R package
version 1.1, <https://CRAN.R-project.org/package=WaveletComp>.
```

```
one=two=three=four=five=six=seven=eight=0;
```

```
Month<-0;Month<-seq(as.Date("1976/5/1"), by = "month", length.out=536)
df<-0;df<-data.frame(date=Month, x=Ucurve[,1])
one<-analyze.wavelet(df,c("x"), dt=1/12, upperPeriod=64, make.pval=TRUE, n.sim=250)
X11();wt.image(one, main="FDA-Registered Medical Devices Wavelet Power",
legend.params=list(lab="", lab.line=2.0, label.digits=3), periodlab="Period (Years)", show.date=TRUE,
date.format="%F %T", timelab="Year", lwd=3)
```

```
Month<-0;Month<-seq(as.Date("1976/5/1"), by = "month", length.out=536)
df<-0;df<-data.frame(date=Month, x=Ucurve[,2])
two<-analyze.wavelet(df,c("x"), dt=1/12, upperPeriod=64, make.pval=TRUE, n.sim=250)
X11();wt.image(two, main="FDA-Registered Medicines Wavelet Power", legend.params=list(lab="",
lab.line=2.0, label.digits=3), periodlab="Period (Years)", show.date=TRUE, date.format="%F %T",
timelab="Year", lwd=3)
```

```
Month<-0;Month<-seq(as.Date("1976/5/1"), by = "month", length.out=536)
df<-0;df<-data.frame(date=Month, x=Ucurve[,3])
three<-analyze.wavelet(df,c("x"), dt=1/12, upperPeriod=64, make.pval=TRUE, n.sim=250)
```

```
X11());wt.image(three, main="FDA-Issued Medical Device Guidelines Wavelet Power",
legend.params=list(lab="", lab.line=2.0, label.digits=3), periodlab="Period (Years)", show.date=TRUE,
date.format="%F %T", timelab="Year", lwd=3)
```

```
Month<-0;Month<-seq(as.Date("1976/5/1"), by = "month", length.out=536)
df<-0;df<-data.frame(date=Month, x=Ucurve[,4])
four<-analyze.wavelet(df,c("x"), dt=1/12, upperPeriod=64, make.pval=TRUE, n.sim=250)
X11());wt.image(four, main="FDA-Issued Medicines Guidelines Wavelet Power",
legend.params=list(lab="", lab.line=2.0, label.digits=3), periodlab="Period (Years)", show.date=TRUE,
date.format="%F %T", timelab="Year", lwd=3)
```

```
Month<-0;Month<-seq(as.Date("1976/5/1"), by = "month", length.out=536)
df<-0;df<-data.frame(date=Month, x=Ucurve[,5])
five<-analyze.wavelet(df,c("x"), dt=1/12, upperPeriod=64, make.pval=TRUE, n.sim=250)
X11());wt.image(five, main="FDA-Registered Medical Devices and Medicines Wavelet Power",
legend.params=list(lab="", lab.line=2.0, label.digits=3), periodlab="Period (Years)", show.date=TRUE,
date.format="%F %T", timelab="Year", lwd=3)
```

```
Month<-0;Month<-seq(as.Date("1976/5/1"), by = "month", length.out=536)
df<-0;df<-data.frame(date=Month, x=Ucurve[,6])
six<-analyze.wavelet(df,c("x"), dt=1/12, upperPeriod=64, make.pval=TRUE, n.sim=250)
X11());wt.image(six, main="FDA-Issued Medical Devices and Medicines Guidelines Wavelet Power",
legend.params=list(lab="", lab.line=2.0, label.digits=3), periodlab="Period (Years)", show.date=TRUE,
date.format="%F %T", timelab="Year", lwd=3)
```

```
Month<-0;Month<-seq(as.Date("1976/5/1"), by = "month", length.out=536)
df<-0;df<-data.frame(date=Month, x=Ucurve[,7])
seven<-analyze.wavelet(df,c("x"), dt=1/12, upperPeriod=64, make.pval=TRUE, n.sim=250)
X11());wt.image(seven, main="Cumulative FDA-Registered Medical Devices and Medicines Wavelet
Power", legend.params=list(lab="", lab.line=2.0, label.digits=3), periodlab="Period (Years)",
show.date=TRUE, date.format="%F %T", timelab="Year", lwd=3)
```

```
Month<-0;Month<-seq(as.Date("1976/5/1"), by = "month", length.out=536)
df<-0;df<-data.frame(date=Month, x=Ucurve[,8])
eight<-analyze.wavelet(df,c("x"), dt=1/12, upperPeriod=64, make.pval=TRUE, n.sim=250)
X11());wt.image(eight, main="Cumulative FDA-Issued Medical Devices and Medicines Guidelines Wavelet
Power", legend.params=list(lab="", lab.line=2.0, label.digits=3), periodlab="Period (Years)",
show.date=TRUE, date.format="%F %T", timelab="Year", lwd=3)
```

```
#Wavelet Coherency
```

```
Month<-seq(as.Date("1976/5/1"), by = "month", length.out=536)
my.data<-0;my.data<-data.frame(date=Month, x=Ucurve[,8], y=Ucurve[,7])
```

```
str(my.data)
```

```
'data.frame': 536 obs. of 3 variables:
```

```
$ date: Date, format: ...
```

```
$ x : int 255 442 721 1016 1380 1673 2068 2449 2769 3090 ...
```

```
$ y : int 0 0 0 2 2 4 5 5 6 6 ...
```

```
out<-analyze.coherency(my.data,c("x", "y"), dt=1/12, upperPeriod=64, make.pval=TRUE, n.sim=250)
wc.image(out, main="Wavelet Power", legend.params=list(lab="Wavelet Power (Quantiles)",
lab.line=2.0, label.digits=5), periodlab="Period (Years)", show.date=TRUE, date.format="%F %T",
timelab="Year", lwd=3)
wc.avg(out, siglvl = 0.05, sigcol = "red", periodlab = "Period (Years)")
#Indication of lag: wc.sel.phases(out, only.coi = FALSE)
```

```
#END
```