

Multi-level Design for Multiple-Symbol Non-Coherent Unitary Constellations for Massive SIMO Systems

Son T. Duong, Ha H. Nguyen, and Ebrahim Bedeer

Abstract—This paper investigates non-coherent detection of single-input multiple-output (SIMO) systems over block Rayleigh fading channels. Using the Kullback-Leibler divergence as the design criterion, we formulate a multiple-symbol constellation optimization problem, which turns out to have high computational complexity to construct and detect. We exploit the structure of the formulated problem and decouple it into a unitary constellation design and a multi-level design. The proposed multi-level design has low complexity in both construction and detection. Simulation results show that our multi-level design has better performance than traditional pilot-based schemes and other existing low-complexity multi-level designs.

Index Terms—Constellation design, energy encoding and decoding, Kullback-Leibler (KL) divergence, non-coherent detection, ultra-reliable low-latency communications (URLLC).

I. INTRODUCTION

Ultra-reliable low-latency communication (URLLC) has been introduced as one of the pillars of the fifth generation (5G) and beyond cellular networks. The critical requirements of URLLC, i.e., block error rate (BLER) $< 10^{-5}$ and latency < 1 ms, are expected to facilitate emerging applications such as self-driving cars, and industrial automation [1]. Short packet communications (SPCs) with packets length of tens of bytes have been widely adopted to achieve low latency, while massive multiple-antenna systems with coherent detection have been well-studied as a diversity resource to achieve the stringent BLER requirement. However, to enable coherent detection, the transmitter must acquire accurate channel state information by sending a long sequence of training symbols, which decreases the spectral efficiency (SE) of SPCs. Thus, it is important to investigate the non-coherent detection of SPCs.

Among different non-coherent detection schemes, energy-based transmission and detection have been well-studied in massive single-input multiple-output (SIMO) systems [2], [3]. However, non-coherent energy-based schemes suffer from loss of the SE since only the amplitude of the signal carries information, and only one symbol is encoded and decoded at a time. That said, and to improve the SE, we aim to design non-coherent constellations that carry information in both amplitude and phase and are encoded and decoded over several symbols duration. Please note that non-coherent detection of information in the phase is possible at the receiver by calculating the phase difference between symbols.

The authors are with the Department of Electrical and Computer Engineering, University of Saskatchewan, Saskatoon, Canada S7N 5A9. Emails: {wve765, ha.nguyen, e.bedeer}@usask.ca.

The co-authors dedicate this work to Prof. Ha H. Nguyen, who passed away before the submission of the paper.

For designing non-coherent constellations over several symbols, we utilize the Kullback-Leibler (KL) divergence, which is recognized as an effective design criterion for non-coherent communications [4]. In particular, the authors in [4] proved that the pairwise error probability performance achieved by the maximum likelihood (ML) detector of any two symbols is bounded by its KL distance. This means that by maximizing the KL divergence between any two symbols, one also maximizes the symbol error rate (SER) performance of the constellation. By utilizing the KL divergence as a constellation design criterion, the authors in [4] divided the constellation into different energy levels, where each level contains constellation points with the same energy. The optimization of the energy levels is called multi-level design while designing the constellation points within the same energy level is called unitary constellation design.

While researchers had focused on designing unitary constellations, e.g., see [5]–[7] and the references therein, the multi-level design over several symbols has attracted little attention [4], [8]. For instance, the authors in [4] found the optimal multi-level design using an exhaustive search, and the ML detection of the optimal multi-level design was also obtained through an exhaustive search. The prohibitive computational complexity of the exhaustive search for the construction and the detection of the multi-level design in [4] limits its application to a small number of symbols.

In [8], the authors provided a low-complexity multi-level design over only two symbols. However, the design in [8] applies only to a specific unitary constellation and cannot be generalized to other structures or to other numbers of symbols.

To the best of our knowledge, a low-complexity multi-level design over any number of symbols for non-coherent detection of SPCs has not been considered in the literature. That said, we design a multi-level scheme based on the KL divergence to improve the SER performance of existing non-coherent unitary constellations designs. The proposed multi-level constellation has low complexity in both its construction and detection to meet the latency requirement of URLLC systems. Simulation results show that our multi-level design significantly improves the SER performance of existing unitary constellations and outperforms other low-complexity non-coherent schemes.

Notation: Matrices, column vectors, and scalar variables are denoted by uppercase bold letters (e.g., \mathbf{A}), lowercase bold letters (e.g., \mathbf{a}) and lowercase letters (e.g., a), respectively. We use $(\cdot)^*$, $(\cdot)^T$, and $(\cdot)^H$ to denote the conjugate, transpose, and conjugate transpose, respectively. We use $|\cdot|$, $\|\cdot\|$, $\det(\cdot)$, and $\text{tr}(\cdot)$ to denote absolute value, Euclidean norm, determinant, and trace operations, respectively. We use $\mathbb{R}^{m \times n}$ and $\mathbb{C}^{m \times n}$ to

indicate the set of real and complex matrices with dimension $m \times n$, respectively. \mathbf{I}_K denotes the $K \times K$ identity matrix and $\text{card}\{\Omega\}$ represents the cardinality of the set Ω . The circularly symmetric complex Gaussian distribution with mean μ and variance σ^2 is represented as $\mathcal{CN}(\mu, \sigma^2)$, and we use $\mathbb{E}(\cdot)$ to denote the expectation of a random variable.

The remainder of the paper is organized as follows. The system model is presented in Section II. We overview the design method based on KL divergence and propose our multi-level structure in Section III. The optimization formulation of our proposed multi-level structure is provided in Section IV. Simulation results and related discussion are given in Section V. Section VI concludes the paper.

II. SYSTEM MODEL

Consider the uplink transmission of a SIMO system in which a single-antenna transmitter communicates with an M -antenna base station. Let $\mathbf{h} \sim \mathcal{CN}(0, \mathbf{I}_M)$ be the vector of independent Rayleigh fading channel coefficients between the transmitter and the receiver, and it is unknown to both of them. We assume a block fading channel where the channel coefficients stay constant over a block of consecutive K symbols and then change to an independent realization in the coming block. Let $\mathbf{s} \in \mathbb{C}^{K \times 1}$ be a sequence of K transmit symbols that represents one constellation point. The received signal $\mathbf{Y} \in \mathbb{C}^{M \times K}$ at the receiver can be formulated as:

$$\mathbf{Y} = \mathbf{h}\mathbf{s}^T + \mathbf{N}, \quad (1)$$

where $\mathbf{N} \in \mathbb{C}^{M \times K}$ is the noise matrix, whose elements are independent zero-mean circular Gaussian random variables with variance σ^2 . The transmitted sequence is assumed to satisfy the power constraint $\mathbb{E}(\|\mathbf{s}\|^2) = 1$. Thus, the average SNR at each receiving antenna is given as $\text{SNR} = 1/(K\sigma^2)$.

Given the transmit signal \mathbf{s} , the probability density function of the received signal \mathbf{Y} can be written as follows [4], [8]:

$$f(\mathbf{Y}|\mathbf{s}) = \frac{\exp(-\text{tr}(\mathbf{Y}^H \mathbf{Y}(\mathbf{s}^* \mathbf{s}^T + \sigma^2 \mathbf{I}_K)^{-1}))}{\pi^{KM} [\det(\mathbf{s}^* \mathbf{s}^T + \sigma^2 \mathbf{I}_K)]^M} \exp\left(-\frac{\text{tr}(\mathbf{Y}^H \mathbf{Y})}{\sigma^2} + \frac{\text{tr}(\mathbf{Y}^H \mathbf{Y} \mathbf{s}^* \mathbf{s}^T)}{\sigma^2(\sigma^2 + \|\mathbf{s}\|^2)}\right) = \frac{\pi^{KM} [(\sigma^2 + \|\mathbf{s}\|^2)\sigma^{2K-2}]^M}{\pi^{KM} [(\sigma^2 + \|\mathbf{s}\|^2)\sigma^{2K-2}]^M}. \quad (2)$$

Given a known constellation of \mathbf{s} , i.e., Ω_s , the ML detector to detect the transmit signal \mathbf{s} is [8]:

$$\mathbf{s}_{\text{ML}} = \underset{\mathbf{s} \in \Omega_s}{\text{argmax}} \left(\frac{\text{tr}(\mathbf{Y}^H \mathbf{Y} \mathbf{s}^* \mathbf{s}^T)}{\sigma^2(\sigma^2 + \|\mathbf{s}\|^2)} - M(\sigma^2 + \|\mathbf{s}\|^2) \right). \quad (3)$$

For any two transmit signals \mathbf{s}_i and \mathbf{s}_k , the KL distance between them is defined as the average KL divergence of their two conditional probability density functions per antenna, which can be formally written as [4]:

$$D_{\text{KL}}(f(\mathbf{Y}|\mathbf{s}_i), f(\mathbf{Y}|\mathbf{s}_k)) = \frac{1}{M} \mathbb{E}_{f(\mathbf{Y}|\mathbf{s}_i)} \left(\frac{f(\mathbf{Y}|\mathbf{s}_i)}{f(\mathbf{Y}|\mathbf{s}_k)} \right) = \left(\frac{\|\mathbf{s}_k\|^2 \|\mathbf{s}_i\|^2 - \|\mathbf{s}_k^T \mathbf{s}_i^*\|^2}{\sigma^2(\sigma^2 + \|\mathbf{s}_k\|^2)} \right) + \left(\frac{\sigma^2 + \|\mathbf{s}_i\|^2}{\sigma^2 + \|\mathbf{s}_k\|^2} - \ln\left(\frac{\sigma^2 + \|\mathbf{s}_i\|^2}{\sigma^2 + \|\mathbf{s}_k\|^2}\right) - 1 \right). \quad (4)$$

III. KL-BASED MULTI-LEVEL CONSTELLATION DESIGN

As pointed out in [4], the KL distance between any two transmit sequences \mathbf{s}_i and \mathbf{s}_k determines the pairwise symbol error probability between them. For this reason, the pair with the smallest KL distance will produce the highest error probability and contribute the most to the error rate of the whole constellation set. As a result, we aim to design a constellation set Ω_s that maximizes the minimum KL distance, which can be formally expressed as follows:

$$\max_{\Omega_s} \min_{\mathbf{s}_i, \mathbf{s}_k \in \Omega_s, \mathbf{s}_i \neq \mathbf{s}_k} D_{\text{KL}}(\mathbf{s}_i, \mathbf{s}_k). \quad (5)$$

Since any sequence \mathbf{s} is a $(K \times 1)$ -dimensional complex vector, it can be characterized by its magnitude $\alpha \in \mathbb{R}$ and its direction vector $\mathbf{v} \in \mathbb{C}^{K \times 1}$, which are defined as follows:

$$\alpha = \|\mathbf{s}\|, \quad \mathbf{v} = \frac{\mathbf{s}}{\|\mathbf{s}\|}. \quad (6)$$

Mathematically, \mathbf{v} is a unitary vector obtained by normalizing the original vector \mathbf{s} such that any two sequences \mathbf{s}_i and \mathbf{s}_k with the same direction will have the same unitary vector \mathbf{v} .

The maximum likelihood detector in (3) can be rewritten in terms of α and \mathbf{v} as follows:

$$\{\alpha_{\text{ML}}, \mathbf{v}_{\text{ML}}\} = \underset{(\alpha, \mathbf{v})}{\text{argmax}} \left(\frac{\alpha^2 \text{tr}(\mathbf{Y}^H \mathbf{Y} \mathbf{v}^* \mathbf{v}^T)}{\sigma^2(\sigma^2 + \alpha^2)} - M(\sigma^2 + \alpha^2) \right). \quad (7)$$

Similarly, the KL divergence in (4) is also rewritten in terms of α and \mathbf{v} as follow:

$$D_{\text{KL}}(\alpha_k, \mathbf{v}_k, \alpha_i, \mathbf{v}_i) = D_1(\alpha_k, \mathbf{v}_k, \alpha_i, \mathbf{v}_i) + D_2(\alpha_k, \alpha_i), \\ = \frac{\alpha_k^2 \alpha_i^2 (1 - |\mathbf{v}_k^T \mathbf{v}_i^*|^2)}{\sigma^2(\sigma^2 + \alpha_k^2)} + \left(\frac{\sigma^2 + \alpha_i^2}{\sigma^2 + \alpha_k^2} - \ln\left(\frac{\sigma^2 + \alpha_i^2}{\sigma^2 + \alpha_k^2}\right) - 1 \right). \quad (8)$$

As can be seen from (8), the KL distance between two constellation points \mathbf{s}_i and \mathbf{s}_k consist of two terms D_1 and D_2 . The first term D_1 is due to the difference of direction vectors \mathbf{v}_i and \mathbf{v}_k , and it is scaled by the energy levels α_i^2 and α_k^2 of the two points. On the other hand, the second term D_2 is mainly due to the difference between the energy levels of the two points.

Equation (8) indicates that designing the optimal Ω_s based on the KL divergence requires a joint optimization over both α and \mathbf{v} , which is an extremely complex process. One can observe that the KL divergence in (8) reduces to D_2 , i.e., $D_1 = 0$, when the two constellation points have the same direction \mathbf{v} but different energies; and reduces to D_1 , i.e., $D_2 = 0$, when the two constellation points have the same energy levels. That said, to strike a balance between the SER performance and complexity, we split the constellation set Ω_s into different subsets \mathcal{W}_n , $n = 0, \dots, N-1$, where each subset \mathcal{W}_n comprises of w_n points with the same energy level α_n^2 . By doing so, we transform the constellation design problem in (8) into optimizing the KL distance between constellation points inside a given subset $D_{\text{intra}}(\mathcal{W}_n)$ (which only contains D_1) and optimizing the KL distance between different subsets $D_{\text{inter}}(\mathcal{W}_{n_1}, \mathcal{W}_{n_2})$. Please note that both $D_{\text{intra}}(\mathcal{W}_n)$ and $D_{\text{inter}}(\mathcal{W}_{n_1}, \mathcal{W}_{n_2})$ will be formally defined in Section IV.

For l_s bits allocated to this constellation set Ω_s , the number

of points of all subsets \mathcal{W}_n , $n = 0, \dots, N-1$, must be summed up to 2^{l_s} , i.e., $\sum_{n=0}^{N-1} w_n = 2^{l_s}$. To find the optimal combination of $\{w_0, w_1, \dots, w_{N-1}\}$, an exhaustive search algorithm can be used [4]; however, its computational complexity prohibits its practical implementation, especially for a higher number of bits per constellation. To overcome such a high computational complexity, we propose a constellation structure with subset \mathcal{W}_n , $n = 0, 1, \dots, N-1$, defined as

$$\mathcal{W}_n = \{\alpha_n \mathbf{v}_0, \alpha_n \mathbf{v}_1, \dots, \alpha_n \mathbf{v}_{2^{l_\alpha}-1}\}, \quad n = 0, 1, \dots, N-1, \quad (9)$$

where $N = 2^{l_\alpha}$. We define the set $\Omega_\alpha = \{\alpha_0, \alpha_1, \dots, \alpha_{2^{l_\alpha}-1}\}$ as the set of α that satisfies $\alpha_0 < \alpha_1 < \dots < \alpha_{2^{l_\alpha}-1}$, and we define the set $\Omega_v = \{\mathbf{v}_0, \dots, \mathbf{v}_{2^{l_v}-1}\}$ as the set containing all possible unitary vectors \mathbf{v} , with l_α and l_v be the number of bits allocated to Ω_α and Ω_v , respectively.

One can observe that the set Ω_s can be seen as the Cartesian product of Ω_α and Ω_v , and such an observation serves two purposes: the low-complexity construction and detection of our proposed multi-level constellation design as discussed below.

1) *Low-complexity construction of the multi-level constellation*: For our proposed structure in (9), the number of possible choices for w_n , $n = 0, \dots, N-1$, are only $l_s + 1$, which corresponds to $N \in \{1, 2, 4, \dots, 2^{l_s}\}$. In contrast, the method in [4] requires an exhaustive search over approximately $e^{\pi\sqrt{2^{l_s+1}/3}}/(4 * 2^{l_s}\sqrt{3})$ choices of partitioning w_n (Hardy–Ramanujan partition formula). Furthermore, [4] requires a large number of available unitary constellations Ω_v whose number of points ranges from one to 2^{l_s} , which requires a gigantic computational complexity. Instead, our method only requires unitary constellations whose cardinality range is the power of two, i.e., $\{1, 2, 4, \dots, 2^{l_s}\}$, which are readily available in the literature.

2) *Low-complexity ML detection of the multi-level constellation*: Instead of searching over all possible $\mathbf{s} = \alpha\mathbf{v}$, as shown in (7), we only need to search over α and \mathbf{v} separately, which is represented as follows:

$$\mathbf{v}_{\text{ML}} = \underset{\mathbf{v} \in \Omega_v}{\operatorname{argmax}} \operatorname{tr}(\mathbf{Y}^H \mathbf{Y} \mathbf{v}^* \mathbf{v}^T). \quad (10)$$

$$\alpha_{\text{ML}} = \underset{\alpha \in \Omega_\alpha}{\operatorname{argmax}} \left(\frac{\alpha^2 \operatorname{tr}(\mathbf{Y}^H \mathbf{Y} \mathbf{v}_{\text{ML}}^* \mathbf{v}_{\text{ML}}^T)}{\sigma^2(\sigma^2 + \alpha^2)} - M(\sigma^2 + \alpha^2) \right). \quad (11)$$

By doing this, the ML decoding complexity of the whole constellation can be reduced from $\mathcal{O}(2^{l_\alpha+l_v})$ to $\mathcal{O}(2^{l_\alpha}) + \mathcal{O}(2^{l_v})$, where $\mathcal{O}(2^{l_\alpha})$ and $\mathcal{O}(2^{l_v})$ are the complexities of detecting α and \mathbf{v} , respectively. The decoding complexities can be further reduced if we embed special unitary constellations with low decoding complexity.

IV. OPTIMIZATION OF MULTI-LEVEL CONSTELLATIONS UNDER FIXED BIT ALLOCATION

To find the optimal multi-level constellation Ω_s , we find sub-optimal constellations Ω_α and Ω_v with given bit allocations l_α and l_v , respectively. Then we choose l_α and l_v corresponding to constellation Ω_s with the highest KL distance. The optimization for given fixed values of l_α and l_v is discussed in this Section IV.

Given the proposed structure in (9), $D_{\text{intra}}(\mathcal{W}_n)$ and $D_{\text{inter}}(\mathcal{W}_{n_1}, \mathcal{W}_{n_2})$ can be written as follows:

$$D_{\text{intra}}(\mathcal{W}_n) = \frac{\alpha_n^4}{\sigma^2(\sigma^2 + \alpha_n^2)} \min_{\mathbf{v}_k \neq \mathbf{v}_i} (1 - |\mathbf{v}_k^T \mathbf{v}_i^*|^2), \quad (12)$$

$$D_{\text{inter}}(\mathcal{W}_{n_1}, \mathcal{W}_{n_2}) = \frac{\sigma^2 + \alpha_{n_1}^2}{\sigma^2 + \alpha_{n_2}^2} - \ln \left(\frac{\sigma^2 + \alpha_{n_1}^2}{\sigma^2 + \alpha_{n_2}^2} \right) - 1. \quad (13)$$

For a given l_α and l_v , our problem in (5) can be reformulated as follows:

$$\begin{aligned} \{\Omega_\alpha, \Omega_v\} = \underset{\Omega_\alpha, \Omega_v}{\operatorname{argmax}} & \\ \left(\min \left[\min_{\mathcal{W}_n \subseteq \Omega_s} D_{\text{intra}}(\mathcal{W}_n), \min_{\substack{n_1 \neq n_2 \\ \mathcal{W}_{n_1}, \mathcal{W}_{n_2} \subseteq \Omega_s}} D_{\text{inter}}(\mathcal{W}_{n_1}, \mathcal{W}_{n_2}) \right] \right), & \end{aligned} \quad (14a)$$

$$\text{s.t. } \|\mathbf{v}_i\| = 1, \quad \forall \mathbf{v}_i \in \Omega_v, \quad \operatorname{card}\{\Omega_v\} = 2^{l_v}, \quad (14b)$$

$$\frac{1}{2^{l_\alpha}} \sum_{\alpha_i \in \Omega_\alpha} \alpha_i^2 = 1, \quad \operatorname{card}\{\Omega_\alpha\} = 2^{l_\alpha}, \quad (14c)$$

Since $\alpha_n^4/(\sigma^2(\sigma^2 + \alpha_n^2))$ is an increasing function of α_n for $\alpha_n \geq 0$, $D_{\text{intra}}(\mathcal{W}_n)$ is minimized when α_n is minimized, i.e., $\alpha_n = \alpha_0$. Since $1/x - \ln(1/x) - 1 < x - \ln(x) - 1$ for $x > 1$, $D_{\text{inter}}(\mathcal{W}_{n_1}, \mathcal{W}_{n_2}) < D_{\text{inter}}(\mathcal{W}_{n_2}, \mathcal{W}_{n_1})$ for $n_1 < n_2$. Thus, the minimum inter distance must be in the cases of $D_{\text{inter}}(\mathcal{W}_{n_1}, \mathcal{W}_{n_2})$ where $n_1 < n_2$. Also, since D_{inter} increases when the energy difference between two subsets increases, the minimum inter distance must be the cases of two consecutive subsets. As a result, we simplify our problem in (14) as follows:

$$\{\Omega_\alpha, \Omega_v\} = \underset{\Omega_\alpha, \Omega_v}{\operatorname{argmax}} \{ \min(D_{\text{intra}}(\mathcal{W}_0), D_{\text{inter}}(\mathcal{W}_n, \mathcal{W}_{n+1})) \}, \quad (15a)$$

$$\text{s.t. (14b) and (14c).}$$

We can see that the distance $D_{\text{intra}}(\mathcal{W}_0)$ contains the variable \mathbf{v} in the form of $\min_{\mathbf{v}_k \neq \mathbf{v}_i} (1 - |\mathbf{v}_k^T \mathbf{v}_i^*|^2)$, and this optimization problem of \mathbf{v} is not affected by α . Thus, we can decouple our problem into two separate optimization problems, i.e., unitary set optimization and multi-level optimization. The unitary set optimization is given by:

$$\Omega_v = \underset{\Omega_v}{\operatorname{argmax}} \left\{ \min_{\mathbf{v}_k \neq \mathbf{v}_i} (1 - |\mathbf{v}_k^T \mathbf{v}_i^*|^2) \right\} \quad (16a)$$

$$\text{s.t. (14b),}$$

which is a classic problem called sphere packing on Grassmannian manifolds and has been well-studied in the literature [5]–[7]. Thus, we can use any available unitary set Ω_v from the literature and focus on the multi-level optimization. Given Ω_v , let $T_v = \min_{\mathbf{v}_k \neq \mathbf{v}_i} (1 - |\mathbf{v}_k^T \mathbf{v}_i^*|^2)$ be the minimum distance of the unitary constellation Ω_v . The multi-level optimization problem for a given T_v can be written as follows:

$$\Omega_\alpha = \underset{\Omega_\alpha}{\operatorname{argmax}} \left\{ \min_{r_0, \dots, r_{N-2}} \left(\frac{\alpha_0^4 T_v}{\sigma^2(\sigma^2 + \alpha_0^2)}, \frac{1}{r_n} - \ln \left(\frac{1}{r_n} \right) - 1 \right) \right\}, \quad (17a)$$

$$\text{s.t. (14c).}$$

Algorithm 1: Bisection method to solve (18b) and (19)

1 Input: σ^2, l_α, T_v .
2 Output: $\bar{r}_0, \bar{\alpha}_0$.
3 Parameters: $\epsilon, r_l = 1, r_u$ satisfies $\frac{1-r_u 2^{l_\alpha}}{1-r_u} \leq 2^{l_\alpha} \frac{1+\sigma^2}{\sigma^2}$.
4 while $r_u - r_l \geq \epsilon$ **do**
5 $r = \frac{r_u+r_l}{2}, \alpha_0^2 = 2^{l_\alpha} \frac{(1+\sigma^2)(1-r)}{1-r 2^{l_\alpha}} - \sigma^2$
6 **if** $\frac{\alpha_0^4}{(\alpha_0^2+\sigma^2)\sigma^2} T_v - (\frac{1}{r} - \ln(\frac{1}{r}) - 1) \leq 0$ **then**
7 $r_u = r$
8 **else**
9 $r_l = r$
10 **end**
11 end
12 $\bar{r}_0 = r, \bar{\alpha}_0 = \alpha_0$.

with $r_n = (\sigma^2 + \alpha_{n+1}^2)/(\sigma^2 + \alpha_n^2)$. The optimal $\{\bar{\alpha}_0, \bar{r}_0, \dots, \bar{r}_{N-2}\}$ must satisfy the conditions:

$$\bar{r}_0 = \bar{r}_1 = \dots = \bar{r}_{N-2}, \quad (18a)$$

$$\frac{\bar{\alpha}_0^4 T_v}{\sigma^2(\sigma^2 + \bar{\alpha}_0^2)} = \frac{1}{\bar{r}_0} - \ln\left(\frac{1}{\bar{r}_0}\right) - 1. \quad (18b)$$

The proof is presented in the Appendix. Now we proceed to construct the optimal set $\Omega_{\bar{\alpha}} = \{\bar{\alpha}_0, \dots, \bar{\alpha}_{N-1}\}$ given the two conditions in (18). From (18a), it is easy to prove that $\sigma^2 + \bar{\alpha}_i^2 = (\sigma^2 + \bar{\alpha}_0^2)(\bar{r}_0)^i$. Thus,

$$\begin{aligned}
 2^{l_\alpha}(\sigma^2 + 1) &= \sum_{i=0}^{2^{l_\alpha}-1} (\sigma^2 + \bar{\alpha}_i^2) = (\sigma^2 + \bar{\alpha}_0^2) \sum_{i=0}^{2^{l_\alpha}-1} (\bar{r}_0)^i \\
 &= (\sigma^2 + \bar{\alpha}_0^2) \left(\frac{r^{2^{l_\alpha}} - 1}{r - 1} \right). \quad (19)
 \end{aligned}$$

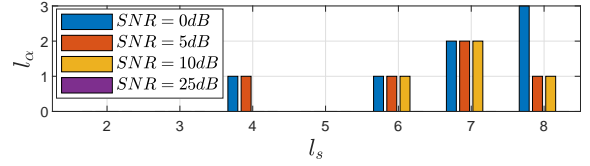
The solution of (18b) and (19) can be obtained by conventional methods such as bisection or Newton method. We will present our bisection method in Algorithm 1.

V. SIMULATION RESULT

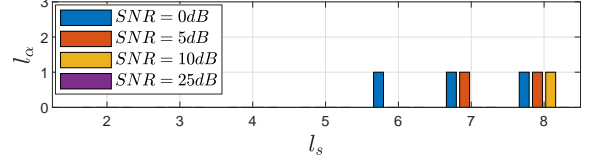
In this section, we evaluate the SER performance of our proposed multi-level constellation and compare it to other constellations from the literature. Since already-optimized unitary constellations are prerequisites for our method, we evaluate our proposed multi-level constellations with two types of unitary constellations: the general unitary constellations obtained by numerically solving the optimization problem in (16) and the cube-split constellations in [7]. While the numerically-optimized general unitary constellations have the best SER performance among all unitary constellations, the cube-split constellations have low decoding complexity while still attaining acceptable performance compared to other non-coherent schemes.

A. Optimal Bit Allocation to Ω_α

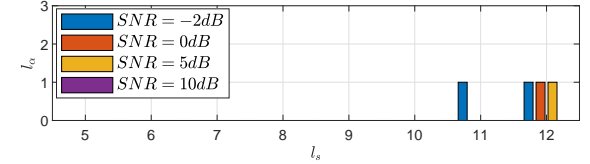
First, we plot the number of bits allocated to Ω_α . Since our multi-level design is SNR-adaptive, given a collection of unitary constellations Ω_v , the number of bits allocated to Ω_α , and hence, to Ω_v , will only depend on the SNR level.



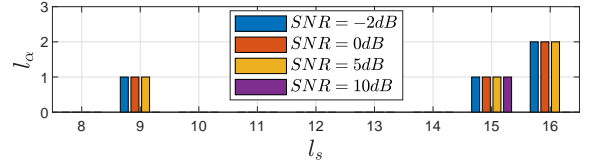
(a) $K = 2$, Multi-level design with cube-split constellations.



(b) $K = 2$, Multi-level design with general unitary constellations.



(c) $K = 3$, Multi-level design with general unitary constellations.



(d) $K = 4$, Multi-level design with cube-split constellations.

Fig. 1: Number of bits allocated to Ω_α for optimal multi-level design.

In general, if the number of bits allocated to Ω_α is greater than zero, it means our multi-level design achieved higher KL distance than unitary constellations. In contrast, if the number of bits allocated to Ω_α is equal to zero, our multi-level design simply converges to unitary constellations, and no performance gain is achieved from our multi-level design. Figure 1 shows that the number of bits allocated to Ω_α tends to decrease when the SNR increases and converges to 1-level design (unitary constellations) in the high SNR regime. This is in line with the statement of optimality of unitary constellations in the high SNR regime in [4]. It can also be seen from Fig. 1 that for higher K , our multi-level design still has advantages over unitary constellations, though less frequently than the case of $K = 2$.

B. SER Performance Evaluation

In this sub-section, we evaluate the SER performance gain achieved by our multi-level design (combined with unitary constellations) when compared to only unitary constellations without multi-level design. We also use two non-coherent schemes as baselines for comparisons: non-coherent detection of pilot-based QAM, which includes a pilot symbol and a sequence of QAM symbols, and the multi-level constellations from [8]. Fig. 2 shows that multi-level design improves the SER performance in both general unitary constellations and cube-split constellations for both low and high SNR regimes. By embedding our multi-level design into cube-split constellations, the cube-split design achieves a significant improvement

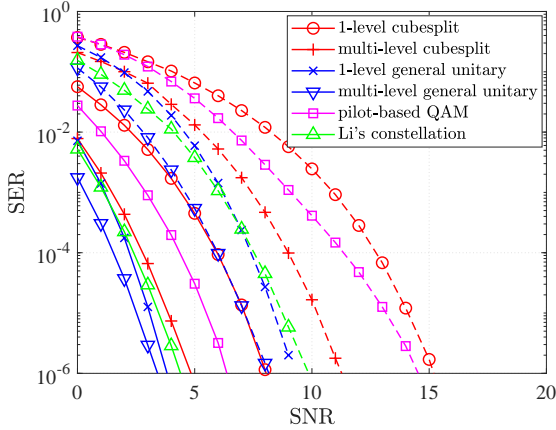


Fig. 2: SER comparison between the proposed multi-level design, 1-level design, and other non-coherent schemes in case of $K = 2$ and $M = 256$. Solid line: $l_s = 6$. Dashed line: $l_s = 8$

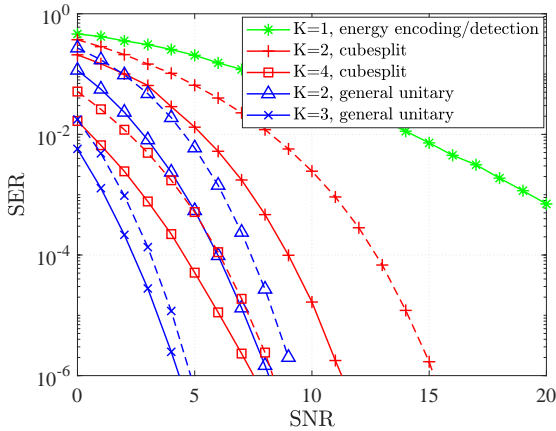


Fig. 3: SER comparison between the proposed multi-level design, 1-level design, and other non-coherent schemes for different values of K and $M = 256$.

in SER performance and outperforms the conventional pilot-based QAM scheme. Additionally, the proposed multi-level design improves the performance of general unitary constellations and also outperforms both of the reference schemes. Please note that the multi-level design will converge to 1-level design when SNR further increases, as discussed in Fig. 1.

Since our method can be applied to any number of time slots K , we also evaluate the SER performance among different values of K given the same SE of 4 bits/Hz/s. In the case of $K = 1$, energy encoding and detection in [3], which is also a specific case of our multi-level design for $K = 1$, will be used as a reference. Firstly, Fig. 3 shows that our multi-level design also improves the performance of the cube-split constellation for $K = 4$ and general unitary constellation for $K = 3$. In general, since the overall performance of non-coherent constellations improves when K increases, it is reasonable to apply our multi-level design to enhance the performance of unitary constellations in a higher number of time slots. In contrast, the multi-level designs in [8] (which is only designed for $K = 2$) and [4] (which has high complexity and therefore cannot be applied for large K) cannot achieve

performance gain by increasing the number of time slots.

VI. CONCLUSION

In this paper, we proposed a low-complexity design for multi-level constellations based on KL divergence. Our multi-level design is shown to improve the SER performance of non-coherent schemes based on unitary constellations as well as outperforms other non-coherent schemes while having low complexity in construction and detection.

APPENDIX

We prove the set $\Omega_{\bar{\alpha}}$ is the optimal solution of (18) by contradiction. In this case, the objective value corresponding to $\Omega_{\bar{\alpha}}$ is $\frac{\bar{\alpha}_0^4 T(k_{\alpha})}{\sigma^2(\sigma^2 + \bar{\alpha}_0^2)}$ or $\frac{1}{\bar{r}_0} - \ln\left(\frac{1}{\bar{r}_0}\right) - 1$. Now, assume that $\Omega_{\bar{\alpha}}$ is not the optimal solution, then there exists at least one other set $\Omega_{\hat{\alpha}} = \{\hat{\alpha}_0, \dots, \hat{\alpha}_{N-1}\}$ and its corresponding $\{\hat{r}_0, \dots, \hat{r}_{N-2}\}$ that has higher objective value. This is equivalent to:

$$\frac{\hat{\alpha}_0^4 T_v}{\sigma^2(\sigma^2 + \hat{\alpha}_0^2)} > \frac{\bar{\alpha}_0^4 T_v}{\sigma^2(\sigma^2 + \bar{\alpha}_0^2)}. \quad (20)$$

$$\frac{1}{\hat{r}_n} - \ln\left(\frac{1}{\hat{r}_n}\right) - 1 > \frac{1}{\bar{r}_n} - \ln\left(\frac{1}{\bar{r}_n}\right) - 1, \quad \forall n \in \{0, \dots, N-2\}. \quad (21)$$

Since $\frac{\alpha_0^4}{\sigma^2(\sigma^2 + \alpha_0^2)}$ is an increasing function of $\alpha_0 > 0$ and $1/r - \ln(1/r) - 1$ is an increasing function of $r > 1$, (20) and (21) are equivalent to $\hat{\alpha}_0 > \bar{\alpha}_0$ and $\hat{r}_n > \bar{r}_n$, respectively. Thus,

$$\sigma^2 + \hat{\alpha}_n^2 = (\sigma^2 + \hat{\alpha}_0^2) \prod_{i=0}^{n-1} \hat{r}_i > (\sigma^2 + \bar{\alpha}_0^2) \prod_{i=0}^{n-1} \bar{r}_i = \sigma^2 + \bar{\alpha}_n^2 \quad (22)$$

$\Omega_{\bar{\alpha}}$ clearly does not satisfy the power constraints because:

$$\frac{1}{2^{k_{\alpha}}} \sum_{i=0}^{2^{k_{\alpha}}-1} \hat{\alpha}_i^2 > \frac{1}{2^{k_{\alpha}}} \sum_{i=0}^{2^{k_{\alpha}}-1} \bar{\alpha}_i^2 = 1, \quad (23)$$

which concludes the proof. \blacksquare

REFERENCES

- [1] H. Chen and *et al.*, "Ultra-reliable low latency cellular networks: Use cases, challenges and approaches," *IEEE Commun. Mag.*, vol. 56, no. 12, pp. 119–125, Dec. 2018.
- [2] M. Chowdhury, A. Manolagos, and A. Goldsmith, "Scaling laws for noncoherent energy-based communications in the SIMO MAC," *IEEE Trans. Inf. Theory*, vol. 62, no. 4, pp. 1980–1992, Apr. 2016.
- [3] W. Han, Z. Dong, H. Chen, and X. Gao, "Constellation design for energy-based noncoherent massive SIMO systems sver correlated channels," *IEEE Wireless Commun. Lett.*, vol. 11, no. 10, pp. 2165–2169, Oct. 2022.
- [4] M. J. Borran, A. Sabharwal, and B. Aazhang, "On design criteria and construction of noncoherent space-time constellations," *IEEE Trans. Inf. Theory*, vol. 49, no. 10, pp. 2332–2351, Oct. 2003.
- [5] R. H. Gohary and T. N. Davidson, "Noncoherent MIMO communication: Grassmannian constellations and efficient detection," *IEEE Trans. Inf. Theory*, vol. 55, no. 3, pp. 1176–1205, Mar. 2009.
- [6] J.-K. Zhang, F. Huang, and S. Ma, "Full diversity blind space-time block codes," *IEEE Trans. Inf. Theory*, vol. 57, no. 9, pp. 6109–6133, Aug. 2011.
- [7] K.-H. Ngo, A. Decurninge, M. Guillaud, and S. Yang, "Cube-split: A structured Grassmannian constellation for non-coherent SIMO communications," *IEEE Trans. Wireless Commun.*, vol. 19, no. 3, pp. 1948–1964, Dec. 2019.
- [8] S. Li, Z. Dong, H. Chen, and X. Guo, "Constellation design for non-coherent massive SIMO systems in URLLC applications," *IEEE Trans. Commun.*, vol. 69, no. 7, pp. 4387–4401, Apr. 2021.