

# Sharp bounds and semiparametric inference in $L^\infty$ - and $L^2$ -sensitivity analysis for observational studies

Yao Zhang<sup>\*1</sup> and Qingyuan Zhao<sup>2</sup>

<sup>1</sup>Stanford University

<sup>2</sup>University of Cambridge

April 5, 2023

## Abstract

Sensitivity analysis for the unconfoundedness assumption is a crucial component of observational studies. The marginal sensitivity model has become increasingly popular for this purpose due to its interpretability and mathematical properties. As the basis of  $L^\infty$ -sensitivity analysis, it assumes the logit difference between the observed and full data propensity scores is uniformly bounded. In this article, we introduce a new  $L^2$ -sensitivity analysis framework which is *flexible, sharp and efficient*. We allow the strength of unmeasured confounding to vary across units and only require it to be bounded marginally for partial identification. We derive analytical solutions to the optimization problems under our  $L^2$ -models, which can be used to obtain sharp bounds for the average treatment effect (ATE). We derive efficient influence functions and use them to develop efficient one-step estimators in both analyses. We show that multiplier bootstrap can be applied to construct simultaneous confidence bands for our ATE bounds. In a real-data study, we demonstrate that  $L^2$ -analysis relaxes the interpretation of  $L^\infty$ -analysis and provides a much more reliable calibration process using observed covariates. Finally, we provide an extension of our theoretical results to the conditional average treatment effect (CATE).

## 1 Introduction

A critical assumption for causal inference from observational studies is unconfoundedness, also known as strong ignorability [Rosenbaum and Rubin, 1983b, 1984]. The assumption is satisfied if a study has measured a sufficiently rich set of covariates ( $X$ ) so that the control and treated outcomes,  $Y(0)$  and  $Y(1)$ , are conditionally independent of the treatment assignment ( $Z$ ), i.e.,  $Y(0), Y(1) \perp\!\!\!\perp Z \mid X$ . Historically, this assumption has been central to the development of causal inference on observational data, by allowing researchers to estimate treatment effects through modelling the outcomes, the treatment assignment mechanism [Rosenbaum and Rubin, 1983b] or both together [Robins et al., 1994]. Recently, this assumption has been invoked and extended with the growth of applying machine learning models to handle datasets with high-dimensional covariates [Chernozhukov et al., 2018]. Despite these existing developments, there is a reluctance to establish causality through observational data partly because unconfoundedness is an untestable assumption.

---

<sup>\*</sup>A working draft done partly when Y. Zhang was a PhD student at the University of Cambridge.

Sensitivity analysis in causal inference is a class of methods that can partially identify treatment effects under certain violations from the unconfoundedness assumption. Even before unconfoundedness is formalized, concerns of unmeasured confounding existed and have motivated the invention of sensitivity analysis. For example, Fisher [1958] opposed the conclusion that the strong association between smoking and lung cancer implies causality by suggesting that it may be due to their shared causal genes. This inspired the first formal sensitivity analysis in the literature conducted by Cornfield et al. [1959], who postulated an unmeasured confounder  $U$  of smoking (a binary indicator  $Z$ ) and lung cancer (a binary indicator  $Y$ ). They found that  $U$  must have an unrealistically strong effect on smoking to completely explain away the association. This result was instrumental in the historical debate on the relationship between smoking and lung cancer.

Modern sensitivity analysis methods can be broadly categorized into three types depending on their model assumption and inferential result: parametric, point-identified and partially identified. First, like Cornfield et al. [1959], many methods postulate an unobserved variable  $U$  and use several parameters to adjust its strength of confounding, e.g., [Rosenbaum and Rubin, 1983a; Imbens, 2003; VanderWeele and Arah, 2011; VanderWeele and Ding, 2017]. It is well known that these parameters, if not carefully specified, may be identifiable from the observed data [Scharfstein et al., 1999; Gustafson and McCandless, 2018; Zhang and Tchetgen Tchetgen, 2019]. The model using the chosen parameters may fit the observed data very poorly, rendering the analysis non-interpretable. To relax the unconfoundedness assumption, many authors have sought to specify a difference between the distributions of  $Y(z) | X, Z = 1 - z$  and  $Y(z) | Z = z, X$  [Robins et al., 2000; Birmingham et al., 2003; Vansteelandt et al., 2006; Scharfstein et al., 2021] or between the distributions of  $Z | X, Y(z)$  and  $Z | X$  [Scharfstein et al., 1999; Gilbert et al., 2003, 2013; Franks et al., 2019]. Without unconfoundedness, we can only identify causal effects through the former distribution but it is unobserved from the data. The idea is to replace it with the latter factual distribution using the difference we specify. Reporting the results for a range of differences is needed to form an objective analysis. In pair-matched studies, Rosenbaum’s sensitivity analysis [Rosenbaum, 1987, 2002] can consider a range of differences simultaneously and return a worst-case p-value or confidence interval for inference. Yadlowsky et al. [2022] extended Rosenbaum’s model to a broader setup with a loss minimization approach for estimating bounds on the (conditional) average treatment effect (CATE).

The inverse probability weighting (IPW) estimator [Horvitz and Thompson, 1952] and its extensions [Robins et al., 1994; Van der Laan et al., 2011; Chernozhukov et al., 2018] are widely used in analyzing observational data. Tan [2006] was the first to consider IPW-based sensitivity analysis and proposed the well-known marginal sensitivity model (MSM). The model was popularized by Aronow and Lee [2013]; Miratrix et al. [2018]; Zhao et al. [2019] who considered bounding the average treatment effect (ATE) by maximizing/minimizing the estimator under the model. Zhao et al. [2019] proposed a computationally efficient percentile bootstrap method for statistical inference of the bound. Soriano et al. [2021] extended this idea to a broader class of weighted estimators. Dorn and Guo [2022] sharpened the bound in Zhao et al. [2019] by adding a moment constraint to the optimization step. Dorn et al. [2021] also proposed a “doubly-valid/doubly-sharp” (DVDS) estimator of the sharp bound under a distributional-shift formulation of MSM. This article is based on the original formulation of MSM which has been shown useful in many important problems of statistics and machine learning, such as policy learning [Kallus and Zhou, 2021], time-varying effect estimation [Bonvini et al., 2022] and experimental design [Rosenman and Owen, 2021].

Despite a broad range of applications, MSM makes a strong assumption that the logit difference between the observed and full data propensity scores is  $L^\infty$ -bounded for all values of  $X$  and  $Y$ . This assumption may not hold in practice, which has motivated some recent research in the field. Bonvini and Kennedy [2021] fixed the proportion of unconfounded units in a study and assumed  $Y \in [y_{min}, y_{max}]$  for upper bounding the effect size on them. Jin et al. [2022] generalized

the distributional-shift formulation of MSM to a wider class of models subject to  $f$ -divergence constraints. [Bertsimas et al. \[2022\]](#) also made a generalization through the lens of distributionally robust optimization. [Huang and Pimentel \[2022\]](#) considered weighted estimators and introduced a set of sensitivity models which assumes the variance shift on the weights is bounded. Although these extensions gauge the strength of unmeasured confounding in a more relaxed way, they still assume the same bound holds for all values of  $X$ . In reality, unmeasured confounding varies across units [\[Fogarty and Hasegawa, 2019\]](#) and can be unbounded in some cases. Also, most of the extensions or relaxations discussed above can only provide non-sharp (i.e. conservative) bounds for the causal effects they estimate, which exaggerate the uncertainty from unmeasured confounding inherently. In this article, we offer a more flexible and sharp analysis method to close the gap with practice.

In [Section 2](#), we first review  $L^\infty$ -sensitivity analysis under the original MSM proposed by [Tan \[2006\]](#). Then we introduce a new  $L^2$ -sensitivity analysis framework which measures the deviation from unconfoundedness using the (average) second moment of the ratio of the observed and full data propensity scores. We first consider a sensitivity value formulation of the analysis, which is to find the minimum conditional second moment subject to a bounded constraint on the conditional average outcome. This formulation draws a connection with the optimization problem in  $L^\infty$ -analysis and can be applied to derive sharp bounds for CATEs. Then we consider the problem of optimizing the average outcome subject to an upper bound on the average second moment. In this sense, the strength of unmeasured confounding is only bounded marginally over  $X$ , i.e., it can be varying and unbounded across different values of  $X$ . We solve a Lagrangian formulation of the optimization problem analytically and prove that it leads to sharp bounds for the average outcome and ATE.

In [Section 3](#), we study semiparametric inference of the target parameters (e.g. bounds and sensitivity values) from  $L^\infty$ - and  $L^2$ -analysis. They involve some challenging nuisance parameters to estimate such as conditional quantiles or conditional distribution functions. Fortunately, these nuisance parameters are already well-studied in the literature and have existing implementations. We derive efficient influence functions (EIFs) and apply them to construct efficient one-step estimators for the target parameters. We note that deriving EIFs for stochastic programs under nuisance parameters is a relatively unexplored challenge in the field. Here we address it without making any parametric assumption on the nuisance parameter. In all cases, we prove that our estimators are root- $n$  consistent and asymptotically normal if the nuisance parameter is estimated consistently with error converging faster than  $n^{-1/4}$ . Our result in  $L^\infty$ -analysis is different from the DVDS estimator discussed above because of the distinct formulations of MSM. Furthermore, we consider that researchers may want to report multiple ATE bounds under various levels of unmeasured confounding. We extend the multiplier bootstrap procedure in [Belloni et al. \[2018\]](#); [Kennedy \[2019\]](#) to our setup, which can construct simultaneously valid confidence bands for a range of ATE bounds.

In [Section 4](#), we provide a simulation study to examine the finite-sample performance of our estimators and confidence bands. In [Section 5](#), we compare the analyses in a real-data study for estimating the ATE of fish consumption. We show that  $L^2$ -analysis can relax the interpretation of  $L^\infty$ -analysis through high-confidence bounds. It also improves the calibration process using observed confounders. [Section 6](#) concludes the article with a discussion on future works.

## 1.1 Preliminary: assumption & notation

Consider an observational study of  $n$  units. Assume that  $m = n/K$  is a positive integer for some  $K \geq 2$ . For every  $i \in [n] := \{1, \dots, n\}$ , unit  $i$  has two potential outcomes,  $Y_i(0)$  under control and  $Y_i(1)$  under treatment, and an observed triple  $O_i = (X_i, Z_i, Y_i)$  including a set of confounders  $X_i$ , a treatment variable  $Z_i$  and an outcome variable  $Y_i$ .

**Assumption 1.** The following is a set of assumptions we make regarding the observed data distribution and the underlying potential outcomes throughout this article:

- (i) The observations  $O_{1:n} := (O_1, \dots, O_n)$  are i.i.d. random copies of  $O = (X, Z, Y) \sim \mathbb{P}$  on  $\mathcal{O} := \mathcal{X} \times \mathcal{Z} \times \mathcal{Y}$  where  $\mathcal{X}$  is a compact subset of  $\mathbb{R}^d$ ,  $\mathcal{Z} = \{0, 1\}$  and  $\mathcal{Y} = \mathbb{R}$ . The outcome variable  $Y | X, Z$  is square-integrable and continuous with a positive density function on  $\mathcal{Y}$ .
- (ii) Overlap assumption:  $\rho \leq e(X) \leq 1 - \rho$  for some constant  $\rho \in (0, 1/2)$ .
- (iii) Stable unit treatment value assumption:  $Y = Y(Z) = Y(z)$  if  $Z = z \in \{0, 1\}$ .

For  $z = 0, 1$ , we denote the conditional density  $p_{Y|X,z}(\cdot) \equiv p_{Y|X,Z}(\cdot | X, z)$ , the expectation  $\mathbb{E}_{Y|X,z}[\cdot] \equiv \mathbb{E}[\cdot | X, Z = z]$  and the probability  $\mathbb{P}_{Y|X,z}\{\cdot\} \equiv \mathbb{P}\{\cdot | X, Z = z\}$ . We denote the propensity scores  $e(X) := \mathbb{P}\{Z = 1 | X\}$ ,  $e(X, Y) := \mathbb{P}\{Z = 1 | X, Y(1) = Y\}$  and their ratio  $h(X, Y) := e(X)/e(X, Y)$ . The introduction in this article is mostly based on  $Y(1)$  and  $Z = 1$  as an example so we would omit  $Z = 1$  to ease the notation. We let  $a \lesssim b$  denote  $a \leq Cb$  for some constant  $C > 0$ ,  $a \wedge b := \min(a, b)$  and  $a \vee b := \max(a, b)$ . We denote two root-mean-square-errors,  $\|\hat{\eta} - \eta\| := (\mathbb{E}\{[\hat{\eta}(O) - \eta(O)]^2 | \hat{\eta}\})^{1/2}$  and  $\|\hat{\eta} - \eta\|_\infty := \sup_{o \in \mathcal{O}} |\hat{\eta}(o) - \eta(o)|$ .

## 2 IPW sensitivity analysis

### 2.1 $L^\infty$ -analysis

**Definition 1** (Marginal Sensitivity Model (MSM) [Tan, 2006]). Given a sensitivity parameter  $\Gamma \in [1, \infty)$ , the class of MSMs is defined as

$$\mathcal{E}(\Gamma) = \left\{ e(X, Y) \in [0, 1] : \Gamma^{-1} \leq \frac{e(X)/[1 - e(X)]}{e(X, Y)/[1 - e(X, Y)]} \leq \Gamma \right\}, \quad (1)$$

i.e., the logit difference between  $e(X)$  and  $e(X, Y)$  is  $L^\infty$ -bounded by  $\log \Gamma$ .

The marginal sensitivity model is the basis of sensitivity analysis when we apply the IPW estimator or its variants in observational studies. It assumes that the full data propensity score  $e(X, Y)$  is not drastically different from the observed data propensity score  $e(X)$ . This assumption may not hold in practice since  $e(X, Y)$  can be extreme after conditioning on the outcome  $Y(1) = Y$  in its definition. Nevertheless, the model allows us to test if a result is sensitive to some bounded deviation from unconfoundedness. In this article, we rewrite the class of MSMs as

$$\mathcal{H}(\Gamma) = \{h(X, Y) : W_-(X) \leq h(X, Y) = e(X)/e(X, Y) \leq W_+(X)\}, \quad (2)$$

where  $W_-(X) := (1 - 1/\Gamma)e(X) + 1/\Gamma$  and  $W_+(X) := (1 - \Gamma)e(X) + \Gamma$ . In general, IPW sensitivity analysis is based on the following identification formula,

$$\mathbb{E}[Y(1) | X] = \mathbb{E} \left[ \frac{ZY(1)}{e(X, Y(1))} \middle| X \right] = \mathbb{E}_{Y(1)|X, 1} \left[ \frac{e(X)Y(1)}{e(X, Y(1))} \right] = \mathbb{E}_{Y|X, 1} [h(X, Y)Y], \quad (3)$$

where the first equality is attained by  $\mathbb{E}[ZY(1) | X, Y(1)] = Y(1)e(X, Y(1))$  and the last equality is obtained by Assumption 1 (SUTVA). Zhao et al. [2019] showed that an upper bound and a lower bound of  $\mathbb{E}[Y(1)]$  can be derived by solving the programs  $\sup_{h \in \mathcal{H}(\Gamma)} \mathbb{E}_{Y|X, 1} [h(X, Y)Y]$  and

$\inf_{h \in \mathcal{H}(\Gamma)} \mathbb{E}_{Y|X,1}[h(X, Y)Y]$ , respectively. Subtracting the upper bound of  $\mathbb{E}[Y(1)]$  by the lower bound of  $\mathbb{E}[Y(0)]$  gives an upper bound of the average treatment effect,  $\text{ATE} := \mathbb{E}[Y(1)] - \mathbb{E}[Y(0)]$ . But [Zhao et al. \[2019\]](#) did not consider the following constraint on the ratio  $h(X, Y)$ .

$$\mathbb{E}_{Y|X,1}[h(X, Y)] = \int \frac{p_{Y(1)|X}(y | X)}{p_{Y(1)|X,Z}(y | X, 1)} p_{Y|X,Z}(y | X, 1) dy = \int p_{Y(1)|X}(y | X) dy = 1,$$

The first equality is attained by  $e(X, y) = p_{Z, Y(1)|X}(1, y | X) / p_{Y(1)|X}(y | X)$  and the second is via SUTVA. Taking the constraint into account, solving the program

$$\sup_{h \in \mathcal{H}(\Gamma)} \mathbb{E}_{Y|X,1}[h(X, Y)Y] \quad \text{subject to} \quad \mathbb{E}_{Y|X,1}[h(X, Y)] = 1 \quad (4)$$

gives a sharp upper bound  $\psi$  for  $\mathbb{E}[Y(1)]$  in [Proposition 1](#). For any non-sharp bound  $\psi'$ , e.g., the one obtained by solving (4) without the moment constraint, there exists  $\psi'' \in (\psi, \psi')$  such that  $\mathbb{E}[Y(1)] = \psi''$  is unattainable for any distribution of  $O$  and  $U$  ( $U$  is an arbitrary unmeasured confounder). In other words, the sharpness of  $\psi$  implies that it is the tightest upper bound for  $\mathbb{E}[Y(1)]$  such that  $\mathbb{E}[Y(1)] \leq \psi$  holds for any valid distribution of  $O$  and  $U$ .

**Proposition 1** ([\[Dorn and Guo, 2022\]](#)). *The program (4) is solved by*

$$h_*(X, Y) = \begin{cases} W_-(X), & \text{if } Y < Q(X), \\ W_+(X), & \text{if } Y > Q(X), \end{cases} \quad (5)$$

where  $Q(\cdot) = Q(\cdot; \Gamma) := \inf \{y \in \mathcal{Y} : F_{Y|X,Z}(y | \cdot, 1) \geq \alpha_*\}$  with  $\alpha_* := \Gamma / (1 + \Gamma)$ . The sharp upper bound  $\psi := \mathbb{E}[h_*(X, Y)Y]$  can be written as  $\psi = \psi_+ + \psi_-$  with

$$\psi_+ := \mathbb{E}[W_+(X)\mu_+(X)] \quad \text{and} \quad \psi_- := \mathbb{E}[W_-(X)\mu_-(X)], \quad (6)$$

where  $\mu_+(X) = \mathbb{E}_{Y|X,1}[Y \mathbb{1}_{\{Y > Q(X)\}}]$  and  $\mu_-(X) = \mathbb{E}_{Y|X,1}[Y \mathbb{1}_{\{Y < Q(X)\}}]$ <sup>1</sup>. The sharp lower bound of  $\mathbb{E}[Y(1)]$  takes the same form as  $\psi$  but with  $W_-(X)$  and  $W_+(X)$  swapped and  $\alpha_* = 1 / (1 + \Gamma)$ .

The proposition can be verified using the Neyman-Pearson lemma. To see this connection, we normalize  $h(X, Y)$  as  $\bar{h}(X, Y) = [h(X, Y) - W_-(X)] / [W_+(X) - W_-(X)] \in [0, 1]$ . Then we can rewrite the program (4) as finding the most powerful testing function  $\bar{h}(X, Y)$  subject to a type-I error constraint. Like Neyman-Pearson, the program can be solved using its KKT conditions [[Kuhn, 1951](#); [Kuhn and Tucker, 2014](#)]; a proof for this is given in [Appendix D](#).

## 2.2 $L^2$ -analysis

The first half of the unconfoundedness assumption,  $Y(1) \perp\!\!\!\perp Z | X$ , holds if and only if  $h(X, Y) = e(X) / e(X, Y) = 1$  almost surely. The moment constraint in (4) implies that  $h(X, Y)$  is a mean 1 random variable. Then any deviation from  $Y(1) \perp\!\!\!\perp Z | X$  can be captured by

$$\text{Var}_{Y|X,1}[h(X, Y)] > 0 \Leftrightarrow \mathbb{E}_{Y|X,1}[h^2(X, Y)] > 1.$$

Based on this observation, we can formulate  $L^2$ -sensitivity analysis as optimizing  $\mathbb{E}_{Y|X,1}[h(X, Y)Y]$  subject to  $\mathbb{E}_{Y|X,1}[h^2(X, Y)] \leq M$ ,  $\mathbb{E}_{Y|X,1}[h(X, Y)] = 1$  and  $h(X, Y) \geq e(X)$ . The last constraint is the MSM constraint in  $\mathcal{H}(\Gamma)$  with  $\Gamma = \infty$ . But subject to this constraint, the first two constraints may

<sup>1</sup> $\mu_-(X)$  is often called the expected shortfall or the conditional value at risk in the literature.

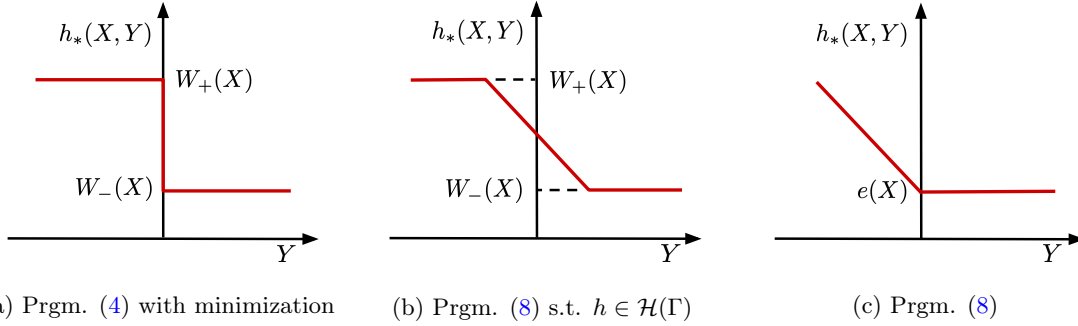


Figure 1: Illustration of program solutions: figures (b) and (c) are for the prgm. (8) with  $\theta > 0$ , and (c) is a special case of (b) subject to  $h \in \mathcal{H}(\infty)$ , i.e.,  $W_-(X) = e(X)$  and  $W_+(X) = \infty$ .

not hold with equality simultaneously for solving the program analytically. In robust optimization, this optimization problem is often approached in its dual form; see [Ben-Tal et al. \[2013, Section 4\]](#) and [Duchi et al. \[2021, Lemma 3\]](#). In sensitivity analysis, [Jin et al. \[2022\]](#) also solved the same dual problem subject to  $f$ -divergence constraint. In spite of the different formulations of MSM, they show that  $\mathbb{E}_{Y|X,1}[h^2(X, Y)] = M$  can always hold under some assumptions. However, this equality implies that the strength of unmeasured confounding is fixed at the same level for all values of  $X$ .

We next propose two alternative formulations of  $L^2$ -analysis that have analytic solutions and allow for varying strength. The first formulation connects the analytical solutions from our  $L^2$ -model and MSM. The second formulation attempts to solve

$$\begin{aligned}
 & \inf_h \mathbb{E}_{Y|Z=1} [h(X, Y)Y] \\
 & \text{subject to } \mathbb{E}_{Y|Z=1} [h^2(X, Y)] \leq M, \\
 & \mathbb{E}_{Y|X,1} [h(X, Y)] = 1, \\
 & h(X, Y) \geq e(X),
 \end{aligned} \tag{7}$$

which only bounds the second moment of  $h(X, Y)$  marginally. But this problem is hard to solve since it optimizes  $h(X, Y)$  for all values of  $X$  together. Later, we will approach its Lagrangian form and combine all the solutions to form a sharp sensitivity analysis of  $\mathbb{E}[Y(1)]$  and ATE.

### 2.2.1 Sensitivity value formulation

We considers finding the ‘‘sensitivity value’’, which is defined as the minimum conditional second moment of  $h(X, Y)$  subject to the following constraints:

$$\begin{aligned}
 & \inf_h \frac{1}{2} \mathbb{E}_{Y|X,1} [h^2(X, Y)] \\
 & \text{subject to } \mathbb{E}_{Y|X,1} [h(X, Y)Y] \leq \mathbb{E}_{Y|X,1} [Y] - \theta, \\
 & \mathbb{E}_{Y|X,1} [h(X, Y)] = 1, \\
 & h(X, Y) \geq e(X).
 \end{aligned} \tag{8}$$

With  $\theta > 0$ , the first constraint of (8) assumes that the conditional average treated outcome  $\mathbb{E}[Y(1) | X]$  is less than the conditional average outcome on the treated  $\mathbb{E}_{Y|X,1} [Y]$ . For example, suppose we learn from a study that  $\mathbb{E}_{Y|X,1} [Y]$  is positive. Using  $\theta = \mathbb{E}_{Y|X,1} [Y]$ , the program

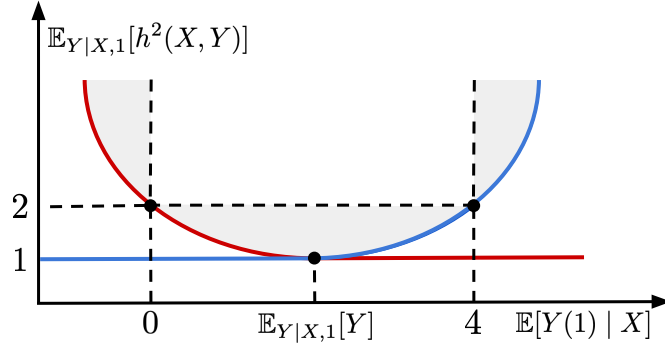


Figure 2: The lower and upper sensitivity curves of  $\mathbb{E}[Y(1) | X]$  from the program (8) (in red) and with the sign change on the first constraint (in blue).

hypothesizes that the positive outcome can be explained away by unmeasured confounding so we actually have  $\mathbb{E}[Y(1) | X] \leq 0$ . The sensitivity value is the minimum second moment needed for the hypothesis to be true. The program (8) has a closed-form solution given below.

**Proposition 2.** *Under Assumption 1, the program (8) with  $\theta > 0$  is solved by*

$$h_*(X, Y) = e(X) + \lambda_X g(X, Y) \quad (9)$$

where  $g(X, Y) = (\xi_X - Y)\mathbb{1}_{\{Y \leq \xi_X\}}$ ,  $\lambda_X = [1 - e(X)]/\mathbb{E}_{Y|X,1}[g(X, Y)]$  and  $\xi_X$  is the unique root of the strictly increasing function,

$$f_{\theta, X}(\xi) := \frac{\mathbb{E}_{Y|X,1}[(\xi - Y)\mathbb{1}_{\{Y \leq \xi\}}Y]}{\mathbb{E}_{Y|X,1}[(\xi - Y)\mathbb{1}_{\{Y \leq \xi\}}]} - \mathbb{E}_{Y|X,1}[Y] + \frac{\theta}{1 - e(X)}. \quad (10)$$

For  $\theta \leq 0$ ,  $h_*(X, Y) = 1$  is the solution because it satisfies all the constraints and achieves the lowest second moment 1 for a mean 1 random variable. For  $\theta > 0$ , Figure 1b shows the solution of (8) further subject to the MSM constraint in  $\mathcal{H}(\Gamma)$ . It reduces to the solution (9) in Figure 1c as  $\Gamma \rightarrow \infty$ . We prove all the solutions together in Appendix E. Flipping Figure 1b horizontally is a reminiscence of the winsorizing technique [Dixon, 1960] and the derivative of Huber’s loss [Huber, 2011] in robust statistics. This is not a surprise since Huber’s idea includes finding the least favourable contaminating distribution to maximize the asymptotic variance of an estimator. On the contrary, the sensitivity value we propose here is the minimum “contamination” that can explain away  $\mathbb{E}[Y(1) | X]$ .

Suppose we change the sign  $\leq$  to  $\geq$  and  $-\theta$  to  $+\theta$  in the first constraint of (8). Similarly, for  $\theta \leq 0$ , the solution is  $h_*(X, Y) = 1$ . For  $\theta > 0$ , the solution form is a horizontal flip of Figure 1c,

$$h_*(X, Y) = e(X) + \lambda_X (Y - \xi_X)\mathbb{1}_{\{Y \geq \xi_X\}}. \quad (11)$$

As the constraint gets stricter with an increasing  $\theta > 0$ , the sensitivity value increases by definition, as illustrated by the red and blue curves in Figure 2. We call the bending parts of the curves together as the “sensitivity curve” of  $\mathbb{E}[Y(1) | X]$ .<sup>2</sup> Consider two points (0, 2) and (4, 2) on the curves. The left and right grey regions show that the sensitivity value of 2 is the minimum second moment for the hypothesis  $\mathbb{E}[Y(1) | X] < 0$  or  $> 4$  to hold. Conversely, if assuming the true moment is bounded between 1 and 2, we can partially identify  $\mathbb{E}[Y(1) | X] \in [0, 4]$  (i.e. the middle grey region).

<sup>2</sup>The flat parts of the curves are from the solution  $h_*(X, Y) = 1$  when  $\theta < 0$ . They are discarded in the analysis since they provide no useful information about  $\mathbb{E}[Y(1) | X]$ .

For the solution of (8), we define the average sensitivity value as

$$\psi_0 := \mathbb{E}_{Y|Z=1}[h_*^2(X, Y)], \quad (12)$$

which is the minimum second moment when the constraints of (8) hold for all values of  $X$ . This is stronger than the average outcome hypothesis,  $\mathbb{E}[Y(1)] \leq V(\theta) := \mathbb{E}_{Y|Z=1}[Y] - \theta$ . So it is too restrictive to partially identify  $\mathbb{E}[Y(1)]$  using  $\psi_0(\theta)$ . We will demonstrate this point more clearly through simulation in Section 4.1. In Appendix A, we will develop a sharp sensitivity analysis of CATEs using what we discussed above. Here we focus on sensitivity analysis of  $\mathbb{E}[Y(1)]$  and the ATE, for which we move on to the second formulation.

### 2.2.2 Lagrangian formulation

Consider  $\mathbb{E}_{Y|X,1}[h(X, Y)Y]$  and  $\mathbb{E}_{Y|X,1}[h^2(X, Y)]$  as two competing objectives to minimize, like the cost of an asset and the risk of devaluation. The red curve in Figure 2 is a curve of Pareto frontiers in multi-objective optimization [Miettinen, 2012]. The frontier points on the curve dominate all feasible points above the curve on at least one of the objectives. Moreover, they give the best trade-off under different weighted combinations of the objectives. Like the Markowitz portfolio optimization problem in finance [Markowitz, 1952], we reformulate the program (8) through a trade-off parameter  $\lambda > 0$ :

$$\begin{aligned} \inf_h \quad & \frac{1}{2}\mathbb{E}_{Y|X,1}[h^2(X, Y)] + \lambda\mathbb{E}_{Y|X,1}[h(X, Y)Y] \\ \text{subject to} \quad & \mathbb{E}_{Y|X,1}[h(X, Y)] = 1, \\ & h(X, Y) \geq e(X). \end{aligned} \quad (13)$$

**Proposition 3.** *Under Assumption 1, the program (13) with  $\lambda > 0$  is solved by*

$$h_*(X, Y) = e(X) + \lambda g(X, Y) \quad (14)$$

where  $g(X, Y) = (\xi_X - Y)\mathbb{1}_{\{Y \leq \xi_X\}}$  and  $\xi_X$  is the unique root of the strictly increasing function,

$$f_{\lambda, X}(\xi) := \mathbb{E}_{Y|X,1}[(\xi - Y)\mathbb{1}_{\{Y \leq \xi\}}] - [1 - e(X)]/\lambda. \quad (15)$$

For  $\lambda = 0$ , the solution is  $h_*(X, Y) = 1$ . For  $\lambda < 0$ , we can apply Proposition 3 with the outcome  $Y$  changed to  $-Y$ . The solution of (13) is given in the same form as (11) but with  $\lambda_X = \lambda$ . We conduct sensitivity analysis for  $\mathbb{E}[Y(1)]$  using the average sensitivity value and the lower bound denoted by

$$\psi_1 := \mathbb{E}_{Y|Z=1}[h_*^2(X, Y)] \quad \text{and} \quad \psi_2 := \mathbb{E}_{Y|Z=1}[h_*(X, Y)Y], \quad (16)$$

for the solution  $h_*(X, Y)$  in (14). The lower sensitivity curve for  $\mathbb{E}[Y(1)]$  is given by joining the points  $(\psi_1(\lambda), \psi_2(\lambda))$  for a range of  $\lambda$ . Proposition 4 below implies that this curve is the same as the one we would obtain by connecting the optimal values of (7) for a range of  $M$ . The upper bound of  $\mathbb{E}[Y(0)]$  is obtained by solving the program (13) with  $Z = 0$  and  $\lambda < 0$ . In the implementation, this means that we can simply change  $Z = 1$  to  $Z = 0$  and  $Y$  to  $-Y$  in the dataset, then apply our proposed estimator (in the next section) for  $\mathbb{E}[Y(1)]$  and multiply it by  $-1$  at the end. As mentioned earlier, the ATE bounds are given by contrasting the bounds of  $\mathbb{E}[Y(1)]$  and  $\mathbb{E}[Y(0)]$ . For each ATE bound, we sum up the two average sensitivity values weighted by  $\mathbb{P}(Z = 1)$  (i.e. the proportion of treated units) and  $\mathbb{P}(Z = 0)$  (i.e. the proportion of control units) respectively, which measures the deviation from the full unconfoundedness assumption,  $Y(1), Y(0) \perp\!\!\!\perp Z \mid X$ . Connecting the ATE bounds for a range of  $\lambda$  gives the sensitivity curve of the ATE.



**Proposition 4.** *When  $M = \psi_1(\lambda)$ , the optimal value of the program (7) is  $\psi_2(\lambda)$ .*

*Proof.* Suppose that we change the objective function in (13) to be marginal over  $X$ , i.e.,

$$\inf_h D(h) := \mathbb{E}_{Y|Z=1} [h^2(X, Y)] / 2 + \lambda \mathbb{E}_{Y|Z=1} [h(X, Y)Y] \quad (17)$$

subject to the same constraints for all values of  $X$  and  $Y$ . Since all the constraints are still conditional, it makes no difference to solve the problem conditionally, i.e., its solution is still  $h_*(X, Y)$  in (14) and the optimal value of (17) is  $D(h_*) = \psi_1(\lambda)/2 + \lambda\psi_2(\lambda)$ . It is easy to see that  $h_*$  is a feasible point of (7). Substituting it into the objective function of (7), we have  $\mathbb{E}_{Y|Z=1} [h_*(X, Y)Y] = \psi_2(\lambda)$ . If there is another solution  $h_{**}$  of (7), it must satisfy that

$$\mathbb{E}_{Y|Z=1} [h_{**}^2(X, Y)] \leq \psi_1(\lambda) \quad \text{and} \quad \mathbb{E}_{Y|Z=1} [h_{**}(X, Y)Y] \leq \psi_2(\lambda),$$

which implies that  $D(h_{**}) \leq D(h_*)$ . Since  $h_{**}$  is also a feasible point of (17),  $D(h_{**}) \geq D(h_*)$ . By

$$D(h_{**}) = D(h_*) \Leftrightarrow \mathbb{E}_{Y|Z=1} [h_{**}^2(X, Y)] / 2 + \lambda \mathbb{E}_{Y|Z=1} [h_{**}(X, Y)Y] = \psi_1(\lambda)/2 + \lambda\psi_2(\lambda),$$

we know that the penultimate equation can only hold with equalities.  $\square$

### 2.3 Comparison: $L^\infty$ -analysis vs. $L^2$ -analysis

*Sharpness.* In the literature, many ATE bounds obtained under different sensitivity models are non-sharp because of relaxing constraints, e.g., see Zhao et al. [2019]; Jin et al. [2021]; Yadlowsky et al. [2022]; Huang and Pimentel [2022]. Since our bounds are based on closed-form solutions, it is relatively easy to verify their sharpness, following the idea in Proposition 5 of Dorn and Guo [2022] and Chapter 5 of Manski [2003]. Proposition 5 below implies that our ATE bounds are sharp since any point within our bounds can be achieved under a valid full data distribution.

**Proposition 5.** *Under Assumption 1, suppose that the true propensity score ratios  $h(X, Y) = e(X)/e(X, Y)$  and  $h'(X, Y) = [1 - e(X)]/\mathbb{P}\{Z = 0 \mid X, Y(0) = Y\}$  satisfy the constraints in the program (13), there is a distribution  $\tilde{\mathbb{P}}$  of the full data  $(X, Z, Y(0), Y(1))$  satisfying that*

(i) *Its distribution of the observed data  $O = (X, Z, Y)$  is the same as the true data distribution  $\mathbb{P}$ .*

(ii) *Its propensity score ratios also satisfy the constraints in the program (13).*

(iii) *Its expectations  $\tilde{\mathbb{E}}[Y(1)] = \mathbb{E}_{Y|Z=1}[h(X, Y)Y]$  and  $\tilde{\mathbb{E}}[Y(0)] = \mathbb{E}_{Y|Z=0}[h'(X, Y)Y]$ .*

Interestingly, in the worst-case full data distribution that attains the lower bound of  $\mathbb{E}[Y(1)]$ , the counterfactual distribution of  $Y(1) \mid X, Z = 0$  is  $g_*(X, Y) := g(X, Y)/\mathbb{E}_{Y|X,1}[g(X, Y)]$  for the function  $g$  in the solution (14). The worst-case full-data propensity score is given by

$$e_*(X, Y) = e(X) / \{e(X) + [1 - e(X)]g_*(X, Y)\}.$$

Whenever  $Y < \xi_X$  in  $g_*(X, Y)$ , we have  $e_*(X, Y) < e(X)$ , otherwise  $e_*(X, Y) = e(X)$ . This means that the units with smaller outcomes become less likely to receive the treatment. Then their weights are larger in the IPW formula (3), which gives the lower bound of  $\mathbb{E}[Y(1)]$ . In  $L^\infty$ -analysis, the sharp lower bound of  $\mathbb{E}[Y(1)]$  in Proposition 1 is obtained by the worst-case propensity score

$$e_*(X, Y) = e(X) / \{e(X) + [1 - e(X)]\Gamma^{\text{sign}\{Q(X)-Y\}}\},$$

where  $Q$  is the  $1/(1 + \Gamma)$ -quantile. Whenever  $Y < Q(X)$ , we have  $e_*(X, Y) < e(X)$ , otherwise  $e_*(X, Y) > e(X)$ . Again, the units with smaller outcomes become less likely to receive the treatment. The two propensity scores above are different only because of the counterfactual outcome distribution. The distribution in  $L^\infty$ -analysis is more extreme, either  $\Gamma$  or  $1/\Gamma$ , which are the upper and lower bound in the MSM constraint. The distribution in  $L^2$ -analysis is more sensitive to the value of  $Y$ .

*Flexibility.* To see the flexibility of  $L^2$ -analysis more clearly, consider two units with  $X = x_1$  and  $X = x_2$  respectively. Suppose that the distribution of  $Y | X = x_1, Z = 1$  concentrates somewhere far away from 0 while the distribution of  $Y | X = x_2, Z = 1$  concentrates at 0. Then for  $X = x_1$ , (13) mainly minimizes the outcome in its objective, while for  $X = x_2$ , it minimizes the second moment more. Generally, the sensitivity value  $\mathbb{E}_{Y|X,1}[h_*^2(X, Y)]$  is large if the distribution of  $Y | X, Z = 1$  has a large influence. If the distribution has no influence, the sensitivity value is 1 representing the least sensitivity. Marginally, the average sensitivity value  $\psi_1$  truly represents the minimum strength of unmeasured confounding needed to attain any sharp bound of  $\mathbb{E}[Y(1)]$ . The flexibility of  $L^2$ -analysis means that it makes a very weak or even the minimum assumption for partial identification.

*Interpretability.*  $L^2$ -analysis relaxes the interpretation of  $L^\infty$ -analysis. Even though  $h(X, Y)$  is no longer bounded uniformly, we can obtain a high-confidence bound of  $h(X, Y)$  given its average first and second moments are known. For example, we can assume that  $h(X, Y) = e(X)/e(X, Y)$  follows a right-skewed distribution (e.g. Gamma) on  $(0, \infty)$ . Then its high-confidence bound is given by an upper and lower quantile of the distribution. More generally, we can apply Theorem 4 in Ghosh [2002] to derive the sharpest bound  $[-h_{\min}, h_{\max}]$  for  $h(X, Y) - 1$  with probability at least  $1 - \delta$ , where  $h_{\min}, h_{\max} > 0$  and  $\delta \in (0, 1)$  are user-specified. In practice, researchers often like to leave out covariate(s) as they are missing to compare with the result from sensitivity analysis. This approach is called calibration in the literature, e.g., see Imbens [2003]; Hsu and Small [2013]. The average sensitivity value from (13) fits seamlessly into this process. We will illustrate the above-discussed interpretation techniques more clearly through a real data example in Section 5.

### 3 Semiparametric Inference

After solving the optimization problems, the remaining challenge in sensitivity analysis is to conduct statistical inference for the bounds and sensitivity values. In what follows, we first develop their efficient estimators using semiparametric theory [Bickel et al., 1993; Tsiatis, 2006]. Then we apply their estimators to construct simultaneous confidence bands for the sensitivity curves.

#### 3.1 One-step estimation: $L^\infty$ -analysis

Following the formula (6) in Proposition 1, one can directly estimate the sharp bound  $\psi$  for the average outcome  $\mathbb{E}[Y(1)]$ . We need to estimate the propensity score  $e$ , the quantile function  $Q$  and the truncated expectations above and below the quantile, denoted by  $\mu_+$  and  $\mu_-$  respectively. We denote the nuisance parameter by  $\eta = (e, Q, \mu_+, \mu_-)$ . We construct its estimator  $\hat{\eta} = (\hat{e}, \hat{Q}, \hat{\mu}_+, \hat{\mu}_-)$  using the first  $K - 1$  folds of the observations. Using  $\hat{e}$ , we estimate the weight functions  $W_+$  and  $W_-$  in the definition of  $\psi$ . Evaluated them at the  $K$ -th fold empirical measure  $\mathbb{P}_n^{(K)} = m^{-1} \sum_{i=n-m+1}^n \delta_{O_i}$  gives our initial estimator for  $\psi$ , denoted by  $\hat{\psi}_{\text{initial}} = \mathbb{P}_n^{(K)} \{ \hat{W}_+ \hat{\mu}_+ + \hat{W}_- \hat{\mu}_- \}$ .

Suppose that the nuisance estimator  $\hat{\eta}$  is nonparametric, then it follows from the classical theory of nonparametric regression [Wasserman, 2006] that  $\hat{\eta}$  will converge to  $\eta$  at a rate slower than  $n^{-1/2}$ ,

regardless of the dimension of the problem. The consequence of this is that the initial estimator can not be used for asymptotic inference because its bias also goes to 0 slower than  $n^{-1/2}$ . Fortunately, it is well-known from semiparametric theory [Bickel et al., 1993] that we can lower the rate requirement of  $\hat{\eta}$  by using the *efficient influence function* (EIF) of  $\psi$  in estimation. The idea is a nonparametric analogue of the one-step MLE method for parametric models; see Section 4.5.3 in Shao [2003] for an introduction. However, the transition from parametric models to nonparametric models is nontrivial since the nuisance parameter  $\eta$  is infinite-dimensional and does not have a well-defined score function.

In our case, deriving EIFs for stochastic programs with nuisance parameters is a new challenge. Using the EIF of  $\psi$  as an example, we next explain how EIF leads to bias correction. More background of influence functions can be founded in [Kennedy, 2022] and Appendix C.

**Theorem 1.** *The uncentered EIF of  $\psi$  is given by  $\phi(O) = \phi_+(O) + \phi_-(O)$  with*

$$\begin{aligned}\phi_+(O) &= \frac{ZW_+(X)}{e(X)} [(1 - \alpha_* - \mathbb{1}_{\{Y > Q(X)\}}) Q(X) + Y\mathbb{1}_{\{Y > Q(X)\}} - \mu_+(X)] + [(1 - \Gamma)Z + \Gamma]\mu_+(X), \\ \phi_-(O) &= \frac{ZW_-(X)}{e(X)} [(\alpha_* - \mathbb{1}_{\{Y < Q(X)\}}) Q(X) + Y\mathbb{1}_{\{Y < Q(X)\}} - \mu_-(X)] + [(1 - \Gamma^{-1})Z + \Gamma^{-1}]\mu_-(X).\end{aligned}$$

**Assumption 2.** With probability 1,  $(Q, \mu_+, \mu_-, \hat{Q}, \hat{\mu}_+, \hat{\mu}_-)$  are bounded and  $\hat{e} \in (0, 1)$ .

**Proposition 6.** *Under Assumptions 1 and 2,  $\text{Bias}(\hat{\phi} \mid \hat{\eta}) = o_{\mathbb{P}}(n^{-1/2})$  if  $\|\hat{\eta} - \eta\| = o_{\mathbb{P}}(n^{-1/4})$ .*

The EIF of  $\psi$  has a mean of 0, i.e.,  $\text{EIF}\{\psi\} = \phi(O) - \psi$ . Notice that the nuisance parameter in the equations above is the same as the one we have in the definition of  $\psi$ . This is not a surprise since the EIF is essentially the first-order functional derivative of  $\psi$  in the Von-mises expansion [Mises, 1947], which is the functional version of Taylor expansion. Making the dependence of  $\psi$  and  $\phi$  on  $\mathbb{P}$  explicit, the first-order expansion<sup>3</sup> can be written as

$$\psi(\mathbb{P}) = \psi(\hat{\mathbb{P}}) + \int [\phi_{\hat{\mathbb{P}}} - \psi(\hat{\mathbb{P}})] d(\mathbb{P} - \hat{\mathbb{P}}) + R(\mathbb{P}, \hat{\mathbb{P}}) = \mathbb{P}\phi_{\hat{\mathbb{P}}} + R(\mathbb{P}, \hat{\mathbb{P}}),$$

where  $\mathbb{P}\{\cdot\} = \mathbb{E}_{O \sim \mathbb{P}}[\cdot]$  and  $R(\mathbb{P}, \hat{\mathbb{P}})$  is the second and higher-order bias of  $\psi(\hat{\mathbb{P}})$ . The second equality is attained by the zero-mean property of the EIF, i.e.,  $\hat{\mathbb{P}}\phi_{\hat{\mathbb{P}}} = \psi(\hat{\mathbb{P}})$ . The expansion motivates us to correct the first-order bias  $\mathbb{P}\phi_{\hat{\mathbb{P}}} - \psi(\hat{\mathbb{P}})$  via the following one-step estimator,

$$\hat{\psi} = \hat{\psi}_{\text{initial}} + \mathbb{P}_n^{(K)}\hat{\phi} - \hat{\psi}_{\text{initial}} = \mathbb{P}_n^{(K)}\hat{\phi}.$$

Proposition 6 shows that under some standard regularity assumptions, the bias of  $\hat{\psi}$  enjoys a fast convergence as long as  $\hat{\eta}$  is estimated at a rate faster than  $n^{-1/4}$ . This result opens the door for asymptotic inference. It also implies that in finite samples,  $\hat{\psi}$  can be more accurate than  $\hat{\psi}_{\text{initial}}$  in terms of mean squared error. This remains true even when  $\hat{\eta}$  converges slower than  $n^{-1/4}$ .

Notice that we still split the sample in the construction of  $\hat{\psi}$ , i.e., the first  $(K - 1)$ -th fold is used for estimating the nuisance parameter in  $\hat{\phi}(\cdot) = \phi(\cdot; \hat{\eta})$  while the  $K$ -th fold is used as the empirical measure. To remedy the asymptotic efficiency loss, we use the popular  $K$ -fold cross-fitting strategy in Schick [1986]; Zheng and Van Der Laan [2010]; Chernozhukov et al. [2018]. The cross-fitted estimator of  $\psi$  is obtained by averaging  $K$  cross-fitted one-step estimators:

$$\hat{\psi}_{\text{cf}} := \frac{1}{K} \sum_{k=1}^K \hat{\psi}^{(k)} \equiv \frac{1}{K} \sum_{k=1}^K \mathbb{P}_n^{(k)}\hat{\phi}^{(k)} \equiv \mathbb{P}_n\hat{\phi}_{\text{cf}}, \quad (18)$$

<sup>3</sup>See Fisher and Kennedy [2021, equ. (2) and (8)] for a simple derivation.

where  $\mathbb{P}_n^{(k)}$  is the  $k$ -th fold empirical measure and the function  $\hat{\phi}^{(k)}(O) = \hat{\phi}(O; \hat{\eta}_{-k})$  is based on the nuisance estimator  $\hat{\eta}_{-k}$  fitted to the other folds. After obtaining  $K$  different nuisance estimators  $\hat{\eta}_{-1}, \dots, \hat{\eta}_{-K}$ , the cross-fitted estimator above can be simply written as an average of  $\hat{\phi}(O_1; \hat{\eta}_{-k_1}), \dots, \hat{\phi}(O_n; \hat{\eta}_{-k_n})$ , where  $k_i$  is the fold that contains  $i$ -th observation  $O_i$ , i.e., the fold that is not used by the estimator  $\hat{\eta}_{-k_i}$ . This adaptive average is denoted by  $\mathbb{P}_n \hat{\phi}_{\text{cf}}$  above. Cross-fitting allows us to make use of every single observation in computing the empirical average and estimating the nuisance parameter but not simultaneously. The bias of the cross-fitted estimator converges as fast as the one-step estimator. By construction, our sample-splitting and cross-fitting overlap in the  $K$ -th fold. We actually have  $\hat{\psi} = \hat{\psi}^{(K)}, \hat{\phi}^{(K)} = \hat{\phi}$  and  $\hat{\eta}_{-K} = \hat{\eta}$ . Then by Proposition 6,

$$\hat{\psi}_{\text{cf}} - \psi = (\mathbb{P}_n - \mathbb{P}) \hat{\phi}_{\text{cf}} + \text{Bias}(\hat{\phi}_{\text{cf}} | \hat{\eta}_{\text{cf}}) = o_{\mathbb{P}}(n^{-1/2}),$$

as long as  $\text{Bias}(\hat{\phi}^{(k)} | \hat{\eta}) = o_{\mathbb{P}}(n^{-1/2})$  for all  $k \in [K]$ . This result implies that  $\hat{\psi}_{\text{cf}}$  is a root- $n$  consistent and asymptotically normal (CAN) estimator of  $\psi$ , i.e.,  $\sqrt{n}(\hat{\psi}_{\text{cf}} - \psi) \xrightarrow{d} \mathcal{N}(0, \sigma^2 := \text{Var}[\phi(O)])$ . It is worth noting that the uncentered EIF  $\phi(O)$  achieves the lowest variance in the central limit theorem (CLT) above, so we can also say  $\hat{\psi}_{\text{cf}}$  is an efficient estimator of  $\psi$  [Bickel et al., 1993; Tsiatis, 2006]. The  $(1 - \alpha)$ -confidence interval of  $\psi$  is given by  $[\hat{\psi}_{\text{cf}} \pm z_{\frac{\alpha}{2}} \hat{\sigma}_{\text{cf}} / \sqrt{n}]$  where  $z_{\frac{\alpha}{2}}$  is the upper  $\alpha/2$ -quantile of the standard normal and  $\hat{\sigma}_{\text{cf}}^2$  is the cross-fitted estimator of the variance  $\sigma^2$ .

### 3.2 One-step estimation: $L^2$ -analysis

In  $L^2$ -analysis, we want to estimate the average sensitivity value  $\psi_1$  and the lower bound  $\psi_2$  in (16). Their EIFs are provided in the theorem below. In Appendix A, similar results are provided for the program (8) after discussing its application. The technical challenge there is that  $\lambda_X$  is not fixed at  $\lambda$  in the solution (9); we verify the efficiency result with a more sophisticated proof.

**Theorem 2.** *The uncentered EIFs of  $\psi_1$  and  $\psi_2$  are given by*

$$\begin{aligned} \phi_1(O) &= \frac{Z}{e(X)} \left\{ 2[1 - e(X)]\Pi_h(X, Y) + h_*^2(X, Y) - \mathbb{E}_{Y|X,1}[h_*^2(X, Y)] \right\} \\ &\quad + 2[1 - e(X)][Z - e(X) + \Pi_e(X, Y)] + \mathbb{E}_{Y|X,1}[h_*^2(X, Y)] \quad \text{and} \\ \phi_2(O) &= \frac{Z}{e(X)} \left\{ \Pi_h(X, Y)\mathbb{E}_{Y|X,1}[Y\mathbb{1}_{\{Y \leq \xi_X\}}] + h_*(X, Y)Y - \mathbb{E}_{Y|X,1}[h_*(X, Y)Y] \right\} \\ &\quad + \Pi_e(X, Y)\mathbb{E}_{Y|X,1}[Y\mathbb{1}_{\{Y \leq \xi_X\}}] + [Z - e(X)]\mathbb{E}_{Y|X,1}[Y] + \mathbb{E}_{Y|X,1}[h_*(X, Y)Y], \end{aligned}$$

where  $\Pi_e(X, Y)$  and  $\Pi_h(X, Y)$  are two mean-zero random variables defined as

$$\Pi_e(X, Y) = \frac{e(X) - Z}{\mathbb{E}_{Y|X,1}[\mathbb{1}_{\{Y \leq \xi_X\}}]} \quad \text{and} \quad \Pi_h(X, Y) = \frac{1 - h_*(X, Y)}{\mathbb{E}_{Y|X,1}[\mathbb{1}_{\{Y \leq \xi_X\}}]}.$$

Like in Section 3.1, the one-step estimator  $\hat{\psi}_j = \mathbb{P}_n^{(K)} \hat{\phi}_j$  for  $\psi_j$  is constructed by an empirical average of the uncentered EIF over the  $K$ -th fold while using the other folds to fit the nuisance estimator. In the EIF formulas above, the expectations we need to estimate are

$$\mathbb{E}_{Y|X,1}[\mathbb{1}_{\{Y \leq \xi_X\}}], \mathbb{E}_{Y|X,1}[Y\mathbb{1}_{\{Y \leq \xi_X\}}] \quad \text{and} \quad \mathbb{E}_{Y|X,1}[Y^2\mathbb{1}_{\{Y \leq \xi_X\}}]. \quad (19)$$

Some expectations are cancelled out once plug in the expression of  $h_*(X, Y)$  and apply the first constraint in (13). We skip the details and keep the formulas in terms of  $h_*(X, Y)$ . To further simplify the estimation problem, we estimate all the nuisance parameters through a conditional

c.d.f estimator  $\hat{\mathbb{E}}_{Y|X,1}[\cdot] = \int \cdot \hat{p}_{Y|X,1}(y)dy$ . In the literature, there are advanced statistical methods [Chernozhukov et al., 2013; Belloni et al., 2019; Gao and Hastie, 2021] and machine learning models [Meinshausen and Ridgeway, 2006; Friedman, 2020] to do so. As an illustrative example, we use the Nadaraya-Waston (NW) kernel estimator [Nadaraya, 1964; Watson, 1964],

$$\hat{p}_{Y|X,1}(y) = \frac{\sum_{i=1}^{n-m} Z_i K_1(X - X_i) K_2(y - Y_i)}{\sum_{j=1}^{n-m} Z_j K_1(X - X_j)}, \quad (20)$$

where  $K_1 : \mathbb{R}^d \rightarrow [0, \infty]$  and  $K_2 : \mathbb{R} \rightarrow [0, \infty]$  are two continuous and non-negative kernel functions. Even in the NW estimator, a machine learning model  $\hat{\mu}$  can still be leveraged to estimate the conditional mean of  $Y$  in the kernel  $K_2$ , i.e., replacing  $Y_i$  above by  $\hat{\mu}(X) + Y_i - \hat{\mu}(X_i)$ . If the error of  $\hat{\mu}$  depends on fewer covariates in  $X$ , this two-step modelling approach should give a faster convergence rate; see Hansen [2004, Section 4] for more details. To estimate the root  $\xi_X$ , we first estimate the increasing function  $f_{\lambda,X}(\xi)$  in (15) using  $\hat{e}$  and  $\hat{\mathbb{E}}_{Y|X,1}[\cdot]$ . The estimator is a strictly increasing function of  $\xi$  as long as  $\lambda > 0$  and  $\hat{p}_{Y|X,1} > 0$ . We can find  $\hat{\xi}_X$  via the bisection method. The complexity to obtain every root  $\hat{\xi}_X$  is  $O(nt)$ . It comes from summing up the  $n - m$  observations in  $\hat{p}_{Y|X,1}$  for  $t$  bisections. The root-finding error decays as fast as  $O(2^{-t})$ , so  $t$  is small in practice.

**Assumption 3.** With probability 1,  $\hat{e} \in (0, 1)$  and  $\hat{p}_{Y|X,1} : \mathcal{X} \times \mathcal{Y} \rightarrow (0, \infty)$  is bounded and continuous function. Furthermore, the nuisance estimator  $\hat{\eta} = (\hat{e}, \hat{p}_{Y|X,1})$  satisfies that

$$\|\hat{e} - e\|_\infty = o_{\mathbb{P}}(n^{-1/4}) \quad \text{and} \quad \|\hat{p}_{Y|X,1} - p_{Y|X,1}\|_\infty = o_{\mathbb{P}}(n^{-1/4}).$$

**Proposition 7.** Under Assumptions 1 and 3,  $\text{Bias}(\hat{\phi}_1 | \hat{\eta}) = o(n^{-1/2})$  and  $\text{Bias}(\hat{\phi}_2 | \hat{\eta}) = o(n^{-1/2})$ .

The error in estimating  $f_{\lambda,X}(\xi)$  for  $\xi \neq \hat{\xi}_X$  does not contribute the bias because only  $\hat{\xi}_X$  is used in  $\hat{\phi}_1$  and  $\hat{\phi}_2$ . The consistency assumption above is needed to make sure that the root estimator  $\hat{\xi}_X$  derived using  $\hat{e}$  and  $\hat{p}_{Y|X,1}$  has the same order of error  $o_{\mathbb{P}}(n^{-1/4})$ . Proposition 7 shows that it is feasible to conduct asymptotic inference for  $\psi_1$  and  $\psi_2$ . Their confidence interval can be obtained using their cross-fitted estimators like the one for  $\psi$  above.

### 3.3 Simultaneous confidence bands

In practice, researchers may want to provide a more complete sensitivity analysis by reporting multiple ATE bounds under different levels of unmeasured confounding. But unfortunately, the confidence intervals (CIs) for different bounds are not valid simultaneously. We may reach more false conclusions if we interpret the bounds selectively. To address the challenge of this kind, Belloni et al. [2018] proposed an inference procedure based on multiplier bootstrap (MB) [Giné and Zinn, 1984; Vaart and Wellner, 1996], which can construct simultaneous confidence bands for a set of parameters in moment condition models. The procedure has been applied in causal inference by Kennedy [2019]; Bonvini and Kennedy [2021]. Here we extend this idea to our setup using  $L^2$ -analysis as an example. We summarize a similar result for  $L^\infty$ -analysis at the end.

For  $j = 1, 2$ , we let  $\hat{\psi}_{j,\text{cf}}(\lambda) = \mathbb{P}_n \phi_{j,\text{cf}}$  denote the cross-fitted estimator of  $\psi_j(\lambda)$  and  $\hat{\sigma}_{j,\text{cf}}^2(\lambda)$  denote the cross-fitted estimator of the asymptotic variance  $\sigma_j^2(\lambda) := \text{Var}[\phi_j(O; \lambda)]$ . We consider applying MB to construct a confidence band for the lower sensitivity curve

$$\Psi_1(\mathcal{D}_1) := \{(\psi_1(\lambda), \psi_2(\lambda)) : \lambda \in \mathcal{D}_1 \subset [0, \infty)\}.$$

First of all, it is obvious that taking a union of the CIs of  $\psi_j(\lambda)$  for all  $\lambda \in \mathcal{D}_1$  does not lead to a valid confidence band. MB makes a very simple adjustment, which is to replace  $z_{\alpha/2}$  in the CIs with

a large critical value  $\hat{q}_{j,\alpha}$  from a bootstrap process. For this, we need  $\psi_j(\lambda)$  and its estimators to behave smoothly w.r.t.  $\lambda$  then a joint limiting distribution of the estimators holds as follows.

**Theorem 3.** *For  $j = 1, 2$ , under Assumption 1, 3 and the conditions*

- (i)  $\sup_{\lambda \in \mathcal{D}_1} |\hat{\sigma}_{j,cf}^2(\lambda)/\sigma_j^2(\lambda) - 1| = o_{\mathbb{P}}(1)$ ,
- (ii)  $\mathbb{E}\left\{\left[\sup_{\lambda \in \mathcal{D}_1} |\hat{\phi}_j(O; \lambda) - \phi_j(O; \lambda)|\right]^2 \mid \hat{e}, \hat{p}_{Y|X,1}\right\} = o_{\mathbb{P}}(1)$ ,
- (iii)  $\sup_{\lambda \in \mathcal{D}_1} \|\xi_X - \hat{\xi}_X\| = o_{\mathbb{P}}(n^{-1/4})$ ,

it holds that  $\sqrt{n}\left[\hat{\psi}_{j,cf}(\cdot) - \psi_j(\cdot)\right]/\hat{\sigma}_{j,cf}(\cdot) \xrightarrow{d} \mathbb{G}_j(\cdot) \in L^\infty(\mathcal{D}_1)$ <sup>4</sup>, where  $\mathbb{G}_j(\cdot) = [\phi_j(O; \cdot) - \psi_j(\cdot)]/\sigma_j(\cdot)$  is a Gaussian process with mean 0 and covariance  $\mathbb{E}[\mathbb{G}_j(\lambda)\mathbb{G}_j(\check{\lambda})]$ .

The first two conditions in the theorem are relatively mild because they only require the variance and influence function estimators to be consistent uniformly. Under Assumption 3, we know the error of  $\hat{\xi}_X$  derived using  $\hat{e}$  and  $\hat{p}_{Y|X,1}$  converges faster than  $n^{-1/4}$ . Then the third condition is introduced to achieve  $\sup_{\lambda \in \mathcal{D}_1} \text{Bias}(\hat{\phi}_j \mid \hat{\eta}) = o(n^{-1/2})$ , which is a slightly stronger version of the result in Proposition 7. The continuity assumption of  $\hat{p}_{Y|X,1}$  makes sure that the root  $\hat{\xi}_X$  behaves smoothly with respect to  $\lambda$  so that the estimators for all  $\lambda \in \mathcal{D}_1$  converge to a Gaussian process. The theorem is proven by following the same steps in Section 8.4 of Kennedy [2019], with differences in verifying the smoothness of the EIFs and the convergence of the bias. The validity proof of MB is given in Theorem 4 of Kennedy [2019] using Chernozhukov et al. [2014]’s theory on the suprema of empirical processes. The following is a restatement in our context.

**Theorem 4.** *In the setup of Theorem 3, for  $j = 1, 2$ , let  $\hat{q}_{j,\alpha}$  denote the critical value of the supremum of the multiplier bootstrap process such that*

$$\mathbb{P}\left\{\sup_{\lambda \in \mathcal{D}_1} \left|\sqrt{n}\mathbb{P}_n\left[A\left(\hat{\phi}_{j,cf}(O; \lambda) - \hat{\psi}_{j,cf}(\lambda)\right)/\hat{\sigma}_{j,cf}(\lambda)\right]\right| \geq \hat{q}_{j,\alpha} \mid O_{1:n}\right\} = \alpha,$$

where  $A_{1:n}$  are i.i.d Rademacher variables drawn independently of  $O_{1:n}$ , then

$$\mathbb{P}\{\psi_j(\lambda) \notin \hat{C}_{j,\alpha}(\lambda) := [\hat{\psi}_{j,cf}(\lambda) \pm \hat{q}_{j,\alpha}\hat{\sigma}_{j,cf}(\lambda)/\sqrt{n}], \forall \lambda \in \mathcal{D}_1\} = \alpha + o(1).$$

In the theorem above, MB is used to approximate the distribution of the supremum of  $|\mathbb{G}_j(\lambda)| = |\phi_j(O; \lambda) - \psi_j(\lambda)|/\sigma_j(\lambda)$  over  $\lambda \in \mathcal{D}_1$ . Then the critical value  $\hat{q}_{j,\alpha}$  is chosen to upper bound the supremum with probability  $1 - \alpha$ . By the second equation in the theorem and a step of Bonferroni correction, it is straightforward to verify that  $\cup_{\lambda \in \mathcal{D}_1} [\hat{C}_{1,\alpha}(\lambda) \times \hat{C}_{2,\alpha}(\lambda)]$  is an asymptotically valid  $(1 - 2\alpha)$ -confidence band for the sensitivity curve  $\Psi_1(\mathcal{D}_1)$ . In practice, we can only report the lower half of  $\hat{C}_{1,\alpha}(\lambda)$  and  $\hat{C}_{2,\alpha}(\lambda)$  in the confidence band, since we only want to lower bound the ATE and the corresponding sensitivity value. In Appendix B, we go back to  $L^\infty$ -analysis and consider constructing a confidence band for the upper sensitivity curve

$$\Psi(\mathcal{D}) := \{(\Gamma, \psi(\Gamma)) : \Gamma \in \mathcal{D} \subset [1, \infty)\}.$$

We first obtain a Gaussian process like the one in Theorem 3 by adding some conditions on top of Assumption 2. They help to achieve  $\sup_{\Gamma \in \mathcal{D}} \text{Bias}\{\hat{\phi}(O; \Gamma) \mid \hat{\eta}\} = o_{\mathbb{P}}(n^{-1/2})$ , which is a stronger version of Proposition 6. Based on this result, an asymptotically valid confidence band for  $\Psi(\mathcal{D})$  is given by taking a union of the confidence intervals of  $\psi(\Gamma)$  for all  $\Gamma \in \mathcal{D}$ . The confidence intervals are based on the cross-fitted estimators in Section 3.1 and a critical value  $\hat{q}_\alpha$  obtained using MB.

<sup>4</sup> $L^\infty(\mathcal{D}_1)$  is the space of bounded functions on  $\mathcal{D}_1$ .

## 4 Simulation study

We next examine the finite-sample performance of our proposed estimators, confidence intervals and bands through a simulation study. The data-generating process of the study is given by

$$\begin{aligned} X_i &\sim \mathcal{N}_{[-1,1]}(0, 1), \quad U_i \sim \mathcal{N}(0, 1), \\ e(X_i) &= 1/[1 + \exp(-1 - 2X_i - BX_i^2)], \quad Z_i \sim \text{Bern}(e(X_i)), \\ Y_i(1) &= 0.5 + X_i + U_i + B\mathbb{1}_{\{X_i > 0\}}U_i, \quad Y_i(0) = Y_i(1) - 0.5, \quad Y_i = Z_iY_i(1) + (1 - Z_i)Y_i(0). \end{aligned}$$

where  $\mathcal{N}_{[-1,1]}(0, 1)$  is the truncated normal distribution on  $[-1, 1]$  and  $B \in \{0, 1\}$  indicates if the second-order terms are added to generate the treated outcome and propensity score.

### 4.1 Comparison of sensitivity curves

We compare four lower sensitivity curves for  $\mathbb{E}[Y(1)]$  using the simulation study above with  $B = 0$ . The first curve is  $\Psi_1(\mathcal{D}_1)$  with a rescaled average sensitivity value  $2\sqrt{\psi_1(\lambda)} - 1$ . The second curve is based on the bound  $V(\theta) = \mathbb{E}[Y(1)] - \theta$  and the average sensitivity value  $\psi_0(\theta)$  in (12) after rescaling. The third curve is obtained by connecting the sharp lower bounds in  $L^\infty$ -analysis, which is  $1 - \psi(\Gamma)$  in this study. The fourth curve is given by joining the non-sharp lower bounds from Zhao et al. [2019], denoted by  $\psi_{\min}(\Gamma)$ . In the last two curves, we change  $\Gamma$  to the expected length  $L(\Gamma) := (\Gamma - 1/\Gamma)(1 - \mathbb{E}[e(X)])$  of the MSM bound in (2), which is roughly a linear function of  $\Gamma$ .

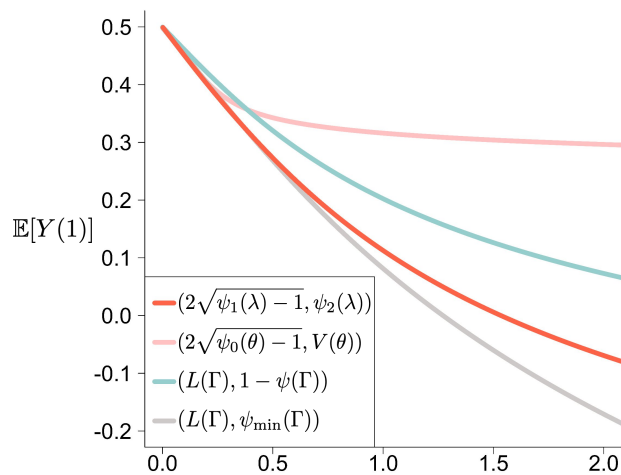


Figure 3: Lower sensitivity curves of the average treated outcome  $\mathbb{E}[Y(1)]$  in the simulation study with  $B = 0$ . The description of the curves is provided above.

In Figure 3, we first notice that there is a large gap between the grey curve and the others. Recall that the average sensitivity value  $\psi_0(\theta)$  is the minimum second moment needed for the first constraint in (8) to hold for all values of  $X$ . The marginal constraint  $\mathbb{E}[Y(1)] \leq V(\theta)$  may still hold even if the conditional constraint doesn't for some values of  $X$ . Hence,  $V(\theta)$  is a lower bound for  $\mathbb{E}[Y(1)]$  under a strong assumption, as discussed at the end of Section 2.2.1. But interestingly, the grey curve decreases slowly and barely gets below 0.3. This means that it is difficult for the unmeasured confounding to decrease every unit's outcome by  $\theta = 0.2$ . That is to say, in general, it could be

hard to explain away an effect if it is large for all or most of the units in a study. As a comparison, the red curve is wider since it only requires the unmeasured confounding to be bounded marginally. In  $L^\infty$ -analysis, the grey curve is also wider than the green curve. But this is because it allows for invalid propensity score ratios that fail the moment constraint in (4). This should draw a clear distinction between the flexibilities in sharp and non-sharp sensitivity analyses.

## 4.2 Convergence & Coverage

We next compare one-step estimation with direct estimation for the target parameters  $\psi(\Gamma)$ ,  $\psi_1(\lambda)$  and  $\psi_2(\lambda)$  in our analysis framework. For example,  $\psi_1(\lambda) = \mathbb{E}_{Y|Z=1}[h_*^2(X, Y)]$  is estimated directly by a sample-average of  $Z_i \hat{h}_*^2(X_i, Y_i)$ . We use 10-fold cross-fitting in both cases. We estimate the propensity score  $e$  by a logistic regression model. We estimate the other nuisance parameter  $Q$ ,  $\mu_+$ ,  $\mu_-$  and  $p_{Y|X,1}$  using a two-step NW estimator based on a linear regression model; see the description below (20). We use the simulation study with  $B = 1$  so that both models are misspecified slightly. In the comparison, we also include the one-step estimators using (part of) of the true nuisance parameter. To assess the convergence of the estimators, we look at their root-mean-squared errors over 500 runs, e.g., the RMSE of  $\hat{\psi}_{1,\text{cf}}(\lambda)$  is given by

$$\text{RMSE}\{\hat{\psi}_{1,\text{cf}}(\lambda)\} = \left\{ \frac{1}{500} \sum_{j=1}^{500} (\hat{\psi}_{1,\text{cf}}^{(j)}(\lambda) - \psi_1(\lambda))^2 \right\}^{1/2}.$$

All the results are reported in Table 1 below. Comparing the second and third columns of the table, we see that one-step estimation converges faster than direct estimation. In the other columns, we can see the RMSEs drop generally as we plug in the true nuisance parameter. These observations confirm our theoretical results in Propositions 6 and 7. One-step estimation is useful even in finite samples as long as part of the nuisance parameter is estimated accurately.

Table 1: RMSEs of direct and one-step estimation over 500 simulations.

Methods	Direct	One-step		
Nuisance	$\hat{e}, \hat{Q}, \hat{\mu}_\pm$	$\hat{e}, \hat{Q}, \hat{\mu}_\pm$	$\hat{e}, Q, \mu_\pm$	$e, Q, \mu_\pm$
$n$	$\Gamma = 5, \psi(\Gamma) = 0.898$			
100	0.244	0.207	0.206	0.197
200	0.190	0.155	0.151	0.148
300	0.159	0.120	0.118	0.116
Methods	Direct	One-step		
Nuisance	$\hat{e}, \hat{p}_{Y X,1}$	$\hat{e}, \hat{p}_{Y X,1}$	$\hat{e}, p_{Y X,1}$	$e, p_{Y X,1}$
$n$	$\lambda = 1, \psi_1(\lambda) = 1.274$			
100	0.190	0.130	0.128	0.122
200	0.189	0.089	0.095	0.095
300	0.187	0.073	0.071	0.072
$n$	$\lambda = 1, \psi_2(\lambda) = 0.01$			
100	0.363	0.267	0.208	0.210
200	0.340	0.213	0.157	0.160
300	0.325	0.182	0.121	0.127



We next check the coverage rates of our confidence intervals (CIs) and bands. Table 2 shows the coverage rates of the point-wise 95%-CIs of  $\psi(\Gamma)$ ,  $\psi_1(\lambda)$  and  $\psi_2(\lambda)$  for  $\Gamma = 2, 4, 6$  and  $\lambda = 0.4, 0.8, 1.2$ ; the average CIs over all the simulations are reported together. The CIs for  $\psi(\Gamma)$  and  $\psi_2(\lambda)$  achieve around 95% coverage at all sample sizes. The CIs of  $\psi_1(\lambda)$  attain over 95% coverage because the solution  $h_*(X, Y) \approx 1$  when  $\lambda$  is close to 0, according to Proposition 3. As we increase  $\lambda$ , the coverage rate moves closer to 95%. To assess the coverages of the confidence bands, we consider two parameter ranges,  $\mathcal{D} = \{2, 3, \dots, 10, 11\}$  and  $\mathcal{D}_1 = \{0.2, 0.4, \dots, 1.8, 2.0\}$ . Table 3 shows that by multiplier bootstrap (with 2500 samples of multipliers  $A_{1:n}$ ), the bands with adjusted critical values around 2.60 (i.e. roughly 35% wider than 1.96) achieve over 95% coverage for all the sensitivity parameters in  $\mathcal{D}$  and  $\mathcal{D}_1$ . This is not an easy price to pay but the point-wise CIs with a critical value of 1.96 fail to achieve simultaneous coverage, especially for  $\psi(\Gamma)$  and  $\psi_2(\lambda)$ .

Table 2: Coverage rates of pointwise confidence intervals (CIs) over 500 simulations.

$\Gamma$	2		4		6	
$\psi(\Gamma)$	0.670		0.826		0.909	
$n$	CI	Coverage	CI	Coverage	CI	Coverage
100	[0.378,0.960]	0.978	[0.532,1.142]	0.946	[0.611,1.269]	0.954
200	[0.475,0.871]	0.960	[0.624,1.045]	0.960	[0.692,1.131]	0.936
300	[0.513,0.832]	0.942	[0.665,1.004]	0.936	[0.735,1.095]	0.942
$\lambda$	0.4		0.8		1.2	
$\psi_1(\lambda)$	1.085		1.202		1.315	
$n$	CI	Coverage	CI	Coverage	CI	Coverage
100	[0.985,1.185]	1.000	[1.023,1.386]	0.994	[1.060,1.565]	0.974
200	[1.012,1.152]	1.000	[1.072,1.317]	0.994	[1.133,1.495]	0.980
300	[1.024,1.137]	1.000	[1.093,1.294]	0.988	[1.160,1.448]	0.978
$\psi_2(\lambda)$	0.241		0.139		0.083	
$n$	CI	Coverage	CI	Coverage	CI	Coverage
100	[-0.075,0.546]	0.934	[-0.217,0.457]	0.946	[-0.287,0.413]	0.940
200	[0.016,0.446]	0.948	[-0.092,0.364]	0.950	[-0.187,0.303]	0.948
300	[0.057,0.405]	0.934	[-0.051,0.321]	0.936	[-0.118,0.275]	0.944

Table 3: Uniform coverage rates with and without multiplier bootstrap (MB) over 500 simulations.

Domain	$\{\psi(\Gamma) : \Gamma \in \mathcal{D}\}$			$\{\psi_1(\lambda) : \lambda \in \mathcal{D}_1\}$			$\{\psi_2(\lambda) : \lambda \in \mathcal{D}_1\}$		
MB	$\times$		$\checkmark$	$\times$		$\checkmark$	$\times$		$\checkmark$
$n$	Coverage	$\hat{q}_\alpha$	Coverage	Coverage	$\hat{q}_{1,\alpha}$	Coverage	Coverage	$\hat{q}_{2,\alpha}$	Coverage
100	0.882	2.633	0.978	0.950	2.567	0.986	0.888	2.632	0.970
200	0.878	2.702	0.976	0.932	2.627	0.984	0.914	2.685	0.982
300	0.892	2.700	0.980	0.922	2.652	0.984	0.890	2.704	0.974

## 5 Real data study

We now apply our analysis methods to a study for estimating the ATE of fish consumption on the blood mercury level. The study is publicly available in the R package `CrossScreening` [Zhao et al., 2018] on CRAN. The outcome variable “blood mercury” is obtained from the individuals who answered questionnaires about seafood consumption in the National Health and Nutrition Examination Survey (NHANES) 2013-2014. The binary “treatent” variable indicates if an individual has consumed more

than 12 servings of fish or shellfish in the previous month. The study has 234 treated individuals (high consumption) and 873 controls (low consumption), and 8 covariates: gender, age, income, whether income is missing, race, education, ever smoked, and the number of cigarettes smoked last month. We use the same nuisance estimators as in the last section. We change the regression model to a random forest but the result remains similar to the one obtained by a linear regression model. To estimate the sensitivity curves and confidence bands, we use our proposed one-step estimators with 9-fold cross-fitting and 2500 bootstrap samples. The adjusted critical values from multiplier bootstrap are between 2 and 2.5 so the point-wise confidence intervals based on CLT could be 25% narrower than the ones shown in the figure.

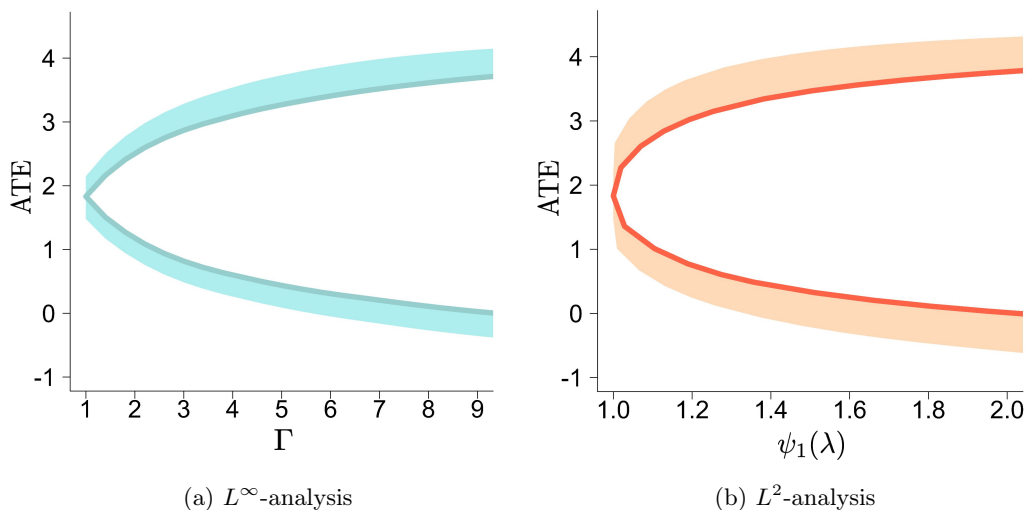


Figure 4: Sensitivity curves of the ATE of fish consumption on the blood mercury level.

*High-confidence bound.* Figure 4 shows that we need  $\Gamma \approx 7$  and  $\psi_1(\lambda) \approx 1.8$  to explain away the ATE of fish consumption. We now apply the first interpretability method of  $L^2$ -analysis discussed in Section 2.3. We simply assume that  $h(X, Y) = e(X)/e(X, Y)$  is a Gamma variable with mean 1 and variance  $1.8 - 1 = 0.8$  (i.e. the shape and rate parameters = 1.25). This variable is bounded between  $1/7$  and  $7$  with a probability right above 0.90. That is to say, we need  $h(X, Y) \notin [1/7, 7]$  with a probability larger than 0.10 to explain away the ATE. This conclusion is similar to the one in  $L^\infty$ -analysis but without assuming  $h(X, Y)$  is uniformly bounded in the first place.

*Reliable calibration.* We use two logistic regression models to estimate the propensity scores on the original dataset and the dataset with some covariates left out. In  $L^\infty$ -analysis, we look at if leaving out any covariate can lead to an extreme odd ratio of the propensity scores. We observe that leaving out “education” can give an odd ratio smaller than  $1/6$  for some individuals. But because the odd ratio bound (1) needs to hold for all values of  $X$ , “education” shall be treated as an important covariate that can potentially explain away the effect if unobserved. It is relatively easy to find an unmeasured confounder that is more predictive than “education”. Moreover, we also need to verify if the bound holds on those unobserved values of  $X$ . Overall, calibration is hard to be made rigorous in  $L^\infty$ -analysis. In  $L^2$ -analysis, we find that no single covariate after being left out can lead to a second moment of the propensity scores larger than 1.1. Only leaving out three covariates “income”, “race” and “education” together can attain a second moment right below  $\psi_1(\lambda) = 1.5$ . They are highly predictive of individual diet including the treatment “fish consumption”. Conditioning on them, it is difficult to find another missing and equally impactful confounder. By using average sensitivity values in calibration,  $L^2$ -analysis draws a more convincing conclusion of the study.

## 6 Conclusion & Discussion

In this article, we extend  $L^\infty$ -sensitivity analysis based on MSM to a more flexible  $L^2$ -sensitivity analysis framework which only assumes the strength of unmeasured confounding is bounded marginally. This is a much weaker assumption for partial identification compared with existing sensitivity analysis methods. While being flexible, we derive sharp ATE bounds based on the closed-form solutions of some  $L^2$ -optimization problems. In Appendix A, we also show how to derive sharp bounds for CATEs using the sensitivity value formulation in Section 2.2.1. Some key theoretical results are given there and we leave more details for future works. For inference, we offer efficient estimators and simultaneous confidence bands. For interpretability, we offer high-confidence bounds and reliable calibration. To conclude, this article offers *flexible, sharp and efficient* sensitivity analysis.

In future works, it will be interesting to extend our analysis method to more complex studies with high-dimensional, longitudinal or network data. We can consider decomposing unmeasured confounding in a complex study into multiple independent and small ones, which may lead to a more fine-grained and informative analysis. Finally, even though we only study sharp bounds in this article, it will be useful to relax the constraints in our optimization problems and develop easy-to-estimate surrogates at different levels of fidelity. This will allow us to inform researchers which bound is the best to estimate depending on the sample size or other aspects of their studies.

The term “sensitivity value” first appeared in Zhao [2018] under Rosenbaum [2002]’s sensitivity model for pair-matched observational studies. But the concept can be dated back to the first formal sensitivity analysis by Cornfield et al. [1959]. The sensitivity values introduced in the article are more generally applicable in observational studies. More broadly, the idea of sensitivity value is also used in other statistical problems. e.g., constructing confidence intervals via empirical likelihood [Owen, 2001] and evaluating stability under distributional shifts [Gupta and Rothenhäusler, 2021]. Considering sensitivity values and partial identification based on constrained optimization in general, our idea of semiparametric inference should be useful beyond causal inference.

## 7 Acknowledgement

The authors would like to thank Peter Bickel for his helpful remarks that initialized this research project. Y. Zhang also thanks Jacob Dorn for his discussion on an early version of this work.

## References

- Peter M Aronow and Donald KK Lee. Interval estimation of population means under unknown but bounded probabilities of sample selection. *Biometrika*, 100(1):235–240, 2013.
- Alexandre Belloni, Victor Chernozhukov, Denis Chetverikov, and Ying Wei. Uniformly valid post-regularization confidence regions for many functional parameters in z-estimation framework. *Annals of statistics*, 46(6B):3643, 2018.
- Alexandre Belloni, Victor Chernozhukov, Denis Chetverikov, and Iván Fernández-Val. Conditional quantile processes based on series or many regressors. *Journal of Econometrics*, 213(1):4–29, 2019.
- Aharon Ben-Tal, Dick Den Hertog, Anja De Waegenare, Bertrand Melenberg, and Gijs Rennen. Robust solutions of optimization problems affected by uncertain probabilities. *Management Science*, 59(2):341–357, 2013.

- Dimitris Bertsimas, Kosuke Imai, and Michael Lingzhi Li. Distributionally robust causal inference with observational data. *arXiv preprint arXiv:2210.08326*, 2022.
- Peter J Bickel, Chris AJ Klaassen, Peter J Bickel, Ya’acov Ritov, J Klaassen, Jon A Wellner, and YA’Acov Ritov. *Efficient and adaptive estimation for semiparametric models*, volume 4. Springer, 1993.
- Jolene Birmingham, Andrea Rotnitzky, and Garrett M Fitzmaurice. Pattern–mixture and selection models for analysing longitudinal data with monotone missing patterns. *Journal of the Royal Statistical Society: Series B (Statistical Methodology)*, 65(1):275–297, 2003.
- Matteo Bonvini and Edward H Kennedy. Sensitivity analysis via the proportion of unmeasured confounding. *Journal of the American Statistical Association*, pages 1–11, 2021.
- Matteo Bonvini, Edward Kennedy, Valerie Ventura, and Larry Wasserman. Sensitivity analysis for marginal structural models. *arXiv preprint arXiv:2210.04681*, 2022.
- Victor Chernozhukov, Iván Fernández-Val, and Blaise Melly. Inference on counterfactual distributions. *Econometrica*, 81(6):2205–2268, 2013.
- Victor Chernozhukov, Denis Chetverikov, and Kengo Kato. Gaussian approximation of suprema of empirical processes. *The Annals of Statistics*, 42(4):1564–1597, 2014.
- Victor Chernozhukov, Denis Chetverikov, Mert Demirer, Esther Duflo, Christian Hansen, Whitney Newey, and James Robins. Double/debiased machine learning for treatment and structural parameters, 2018.
- Jerome Cornfield, William Haenszel, E Cuyler Hammond, Abraham M Lilienfeld, Michael B Shimkin, and Ernst L Wynder. Smoking and lung cancer: recent evidence and a discussion of some questions. *Journal of the National Cancer institute*, 22(1):173–203, 1959.
- Wilfrid J Dixon. Simplified estimation from censored normal samples. *The Annals of Mathematical Statistics*, pages 385–391, 1960.
- Jacob Dorn and Kevin Guo. Sharp sensitivity analysis for inverse propensity weighting via quantile balancing. *Journal of the American Statistical Association*, (just-accepted):1–28, 2022.
- Jacob Dorn, Kevin Guo, and Nathan Kallus. Doubly-valid/doubly-sharp sensitivity analysis for causal inference with unmeasured confounding. *arXiv preprint arXiv:2112.11449*, 2021.
- John C Duchi, Peter W Glynn, and Hongseok Namkoong. Statistics of robust optimization: A generalized empirical likelihood approach. *Mathematics of Operations Research*, 46(3):946–969, 2021.
- Aaron Fisher and Edward H Kennedy. Visually communicating and teaching intuition for influence functions. *The American Statistician*, 75(2):162–172, 2021.
- Ronald Fisher. Cigarettes, cancer, and statistics. *The Centennial Review of Arts & Science*, 2: 151–166, 1958.
- Colin B Fogarty and Raiden B Hasegawa. Extended sensitivity analysis for heterogeneous unmeasured confounding with an application to sibling studies of returns to education. *The Annals of Applied Statistics*, 13(2):767–796, 2019.
- AlexanderM Franks, Alexander D’Amour, and Avi Feller. Flexible sensitivity analysis for observational studies without observable implications. *Journal of the American Statistical Association*, 2019.

- Jerome H Friedman. Contrast trees and distribution boosting. *Proceedings of the National Academy of Sciences*, 117(35):21175–21184, 2020.
- Zijun Gao and Trevor Hastie. Lincde: Conditional density estimation via lindsey’s method. *arXiv preprint arXiv:2107.12713*, 2021.
- BK Ghosh. Probability inequalities related to markov’s theorem. *The American Statistician*, 56(3):186–190, 2002.
- Peter B Gilbert, Ronald J Bosch, and Michael G Hudgens. Sensitivity analysis for the assessment of causal vaccine effects on viral load in hiv vaccine trials. *Biometrics*, 59(3):531–541, 2003.
- Peter B Gilbert, Bryan E Shepherd, and Michael G Hudgens. Sensitivity analysis of per-protocol time-to-event treatment efficacy in randomized clinical trials. *Journal of the American Statistical Association*, 108(503):789–800, 2013.
- Evarist Giné and Joel Zinn. Some limit theorems for empirical processes. *The Annals of Probability*, pages 929–989, 1984.
- Suyash Gupta and Dominik Rothenhäusler. The  $s$ -value: evaluating stability with respect to distributional shifts. *arXiv preprint arXiv:2105.03067*, 2021.
- Paul Gustafson and Lawrence C McCandless. When is a sensitivity parameter exactly that? *Statistical Science*, 33(1):86–95, 2018.
- Bruce E Hansen. Nonparametric conditional density estimation. *Unpublished manuscript*, 2004.
- Daniel G Horvitz and Donovan J Thompson. A generalization of sampling without replacement from a finite universe. *Journal of the American statistical Association*, 47(260):663–685, 1952.
- Jesse Y Hsu and Dylan S Small. Calibrating sensitivity analyses to observed covariates in observational studies. *Biometrics*, 69(4):803–811, 2013.
- Melody Huang and Samuel D Pimentel. Variance-based sensitivity analysis for weighting estimators result in more informative bounds. *arXiv preprint arXiv:2208.01691*, 2022.
- Peter J Huber. Robust statistics. In *International encyclopedia of statistical science*, pages 1248–1251. Springer, 2011.
- Guido W Imbens. Sensitivity to exogeneity assumptions in program evaluation. *American Economic Review*, 93(2):126–132, 2003.
- Ying Jin, Zhimei Ren, and Emmanuel J Candès. Sensitivity analysis of individual treatment effects: A robust conformal inference approach. *arXiv preprint arXiv:2111.12161*, 2021.
- Ying Jin, Zhimei Ren, and Zhengyuan Zhou. Sensitivity analysis under the  $f$ -sensitivity models: Definition, estimation and inference. *arXiv preprint arXiv:2203.04373*, 2022.
- Nathan Kallus and Angela Zhou. Minimax-optimal policy learning under unobserved confounding. *Management Science*, 67(5):2870–2890, 2021.
- Edward H Kennedy. Semiparametric theory and empirical processes in causal inference. In *Statistical causal inferences and their applications in public health research*, pages 141–167. Springer, 2016.
- Edward H Kennedy. Nonparametric causal effects based on incremental propensity score interventions. *Journal of the American Statistical Association*, 114(526):645–656, 2019.

- Edward H Kennedy. Optimal doubly robust estimation of heterogeneous causal effects. *arXiv preprint arXiv:2004.14497*, 2020.
- Edward H Kennedy. Semiparametric doubly robust targeted double machine learning: a review. *arXiv preprint arXiv:2203.06469*, 2022.
- Harold W Kuhn and Albert W Tucker. Nonlinear programming. In *Traces and emergence of nonlinear programming*, pages 247–258. Springer, 2014.
- HW Kuhn. A. w. tucker, nonlinear programming. In *2nd Berkeley Symposium*, pages 481–492, 1951.
- Sören R Künnel, Jasjeet S Sekhon, Peter J Bickel, and Bin Yu. Metalearners for estimating heterogeneous treatment effects using machine learning. *Proceedings of the national academy of sciences*, 116(10):4156–4165, 2019.
- Jonathan Levy. Tutorial: Deriving the efficient influence curve for large models. *arXiv preprint arXiv:1903.01706*, 2019.
- Charles F Manski. *Partial identification of probability distributions*, volume 5. Springer, 2003.
- Harry M Markowitz. Portfolio selection. *Journal of Finance*, 7:7791, 1952.
- Nicolai Meinshausen and Greg Ridgeway. Quantile regression forests. *Journal of machine learning research*, 7(6), 2006.
- Kaisa Miettinen. *Nonlinear multiobjective optimization*, volume 12. Springer Science & Business Media, 2012.
- Luke W Miratrix, Stefan Wager, and Jose R Zubizarreta. Shape-constrained partial identification of a population mean under unknown probabilities of sample selection. *Biometrika*, 105(1):103–114, 2018.
- R v Mises. On the asymptotic distribution of differentiable statistical functions. *The annals of mathematical statistics*, 18(3):309–348, 1947.
- Elizbar A Nadaraya. On estimating regression. *Theory of Probability & Its Applications*, 9(1):141–142, 1964.
- Xinkun Nie and Stefan Wager. Quasi-oracle estimation of heterogeneous treatment effects. *Biometrika*, 108(2):299–319, 2021.
- Art B Owen. *Empirical likelihood*. CRC press, 2001.
- James M Robins, Andrea Rotnitzky, and Lue Ping Zhao. Estimation of regression coefficients when some regressors are not always observed. *Journal of the American statistical Association*, 89(427): 846–866, 1994.
- James M Robins, Andrea Rotnitzky, and Daniel O Scharfstein. Sensitivity analysis for selection bias and unmeasured confounding in missing data and causal inference models. In *Statistical models in epidemiology, the environment, and clinical trials*, pages 1–94. Springer, 2000.
- Paul R Rosenbaum. Sensitivity analysis for certain permutation inferences in matched observational studies. *Biometrika*, 74(1):13–26, 1987.
- Paul R Rosenbaum. Observational studies. In *Springer Series in Statistics*, pages 0172–7397. Springer New York, 2002.

- Paul R Rosenbaum and Donald B Rubin. Assessing sensitivity to an unobserved binary covariate in an observational study with binary outcome. *Journal of the Royal Statistical Society: Series B (Methodological)*, 45(2):212–218, 1983a.
- Paul R Rosenbaum and Donald B Rubin. The central role of the propensity score in observational studies for causal effects. *Biometrika*, 70(1):41–55, 1983b.
- Paul R Rosenbaum and Donald B Rubin. Reducing bias in observational studies using subclassification on the propensity score. *Journal of the American statistical Association*, 79(387):516–524, 1984.
- Evan TR Rosenman and Art B Owen. Designing experiments informed by observational studies. *Journal of Causal Inference*, 9(1):147–171, 2021.
- Daniel O Scharfstein, Andrea Rotnitzky, and James M Robins. Adjusting for nonignorable drop-out using semiparametric nonresponse models. *Journal of the American Statistical Association*, 94(448):1096–1120, 1999.
- Daniel O Scharfstein, Razieh Nabi, Edward H Kennedy, Ming-Yueh Huang, Matteo Bonvini, and Marcela Smid. Semiparametric sensitivity analysis: Unmeasured confounding in observational studies. *arXiv preprint arXiv:2104.08300*, 2021.
- Anton Schick. On asymptotically efficient estimation in semiparametric models. *The Annals of Statistics*, pages 1139–1151, 1986.
- Jun Shao. *Mathematical statistics*. Springer Science & Business Media, 2003.
- Dan Soriano, Eli Ben-Michael, Peter J Bickel, Avi Feller, and Samuel D Pimentel. Interpretable sensitivity analysis for balancing weights. *arXiv preprint arXiv:2102.13218*, 2021.
- Zhiqiang Tan. A distributional approach for causal inference using propensity scores. *Journal of the American Statistical Association*, 2006.
- Anastasios A Tsiatis. *Semiparametric theory and missing data*. 2006.
- Aad W Vaart and Jon A Wellner. Weak convergence. In *Weak convergence and empirical processes*, pages 16–28. Springer, 1996.
- Mark J Van der Laan, Sherri Rose, et al. *Targeted learning: causal inference for observational and experimental data*, volume 10. Springer, 2011.
- A van der Vaart and P Bernard. Lectures on probability theory and statistics. *Lecture Notes in Math*, 1781:331–457, 2002.
- Tyler J VanderWeele and Onyebuchi A Arah. Bias formulas for sensitivity analysis of unmeasured confounding for general outcomes, treatments, and confounders. *Epidemiology*, pages 42–52, 2011.
- Tyler J VanderWeele and Peng Ding. Sensitivity analysis in observational research: introducing the e-value. *Annals of internal medicine*, 167(4):268–274, 2017.
- Stijn Vansteelandt, Els Goetghebeur, Michael G Kenward, and Geert Molenberghs. Ignorance and uncertainty regions as inferential tools in a sensitivity analysis. *Statistica Sinica*, pages 953–979, 2006.
- Larry Wasserman. *All of nonparametric statistics*. Springer Science & Business Media, 2006.
- Geoffrey S Watson. Smooth regression analysis. *Sankhyā: The Indian Journal of Statistics, Series A*, pages 359–372, 1964.

- Steve Yadowsky, Hongseok Namkoong, Sanjay Basu, John Duchi, and Lu Tian. Bounds on the conditional and average treatment effect with unobserved confounding factors. *The Annals of Statistics*, 50(5):2587–2615, 2022.
- Bo Zhang and Eric Tchetgen Tchetgen. A semiparametric approach to model-based sensitivity analysis in observational studies. *arXiv preprint arXiv:1910.14130*, 2019.
- Qingyuan Zhao. On sensitivity value of pair-matched observational studies. *Journal of the American Statistical Association*, 2018.
- Qingyuan Zhao, Dylan S Small, and Paul R Rosenbaum. Cross-screening in observational studies that test many hypotheses. *Journal of the American Statistical Association*, 113(523):1070–1084, 2018.
- Qingyuan Zhao, Dylan S. Small, and Bhaswar B. Bhattacharya. Sensitivity analysis for inverse probability weighting estimators via the percentile bootstrap. *Journal of the Royal Statistical Society: Series B (Statistical Methodology)*, 81(4):735–761, 2019.
- Wenjing Zheng and Mark J Van Der Laan. Asymptotic theory for cross-validated targeted maximum likelihood estimation. 2010.



# Appendices

## A $L^2$ -analysis: conditional average treatment effects

Here we elaborate on how to use the program (8) for sensitivity analysis of the conditional average treatment effect (CATE). For  $\theta = \theta_1 + \theta_0$ , the CATE hypothesis

$$\text{CATE}(X) := \mathbb{E}[Y(1) | X] - \mathbb{E}[Y(0) | X] \leq \mathbb{E}_{Y|X,1}[Y] - \mathbb{E}_{Y|X,0}[Y] - \theta \quad (21)$$

can be decomposed into two sub-hypotheses

$$\mathbb{E}[Y(1) | X] \leq \mathbb{E}_{Y|X,1}[Y] - \theta_1 \quad \text{and} \quad \mathbb{E}[Y(0) | X] \geq \mathbb{E}_{Y|X,0}[Y] + \theta_0. \quad (22)$$

The lower sensitivity curve of  $\text{CATE}(X)$  is given by contrasting the sensitivity curves of  $\mathbb{E}[Y(1) | X]$  and  $\mathbb{E}[Y(0) | X]$ . The sensitivity value of the CATE hypothesis is given by the sum of the sensitivity values of the sub-hypotheses weighted by  $e(X)$  and  $1 - e(X)$  respectively.

**Proposition 8.** *Under Assumption 1, suppose that the true propensity score ratios  $h(X, Y) = e(X)/e(X, Y)$  and  $h'(X, Y) = [1 - e(X)]/\mathbb{P}\{Z = 0 | X, Y(0) = Y\}$  are feasible points of the program (8) subject to the first and second constraints in (22) respectively, so together they satisfy (21). Then, there exists a distribution  $\tilde{\mathbb{P}}$  of the full data  $(X, Z, Y(0), Y(1))$  satisfying the following two properties:*

- (i) *Its distribution of the observed data  $O = (X, Z, Y)$  is the same as the true data distribution  $\mathbb{P}$ .*
- (ii) *Its propensity score ratios solve (8) subject to the first and second constraints in (22).*

Proposition 8 above shows that the sensitivity values for the sub-hypotheses are attainable simultaneously, and so is the sensitivity value of the CATE hypothesis. If the true second moment is smaller than this sensitivity value, the CATE hypothesis fails to hold and we obtain a sharp lower bound for  $\text{CATE}(X)$ , which is  $\text{CATE}(X) > \mathbb{E}_{Y|X,1}[Y] - \mathbb{E}_{Y|X,0}[Y] - \theta$ . There is a full data distribution to attain any CATE value above the bound because any second moment between 1 and the sensitivity value can be attained by a mixture distribution between  $\tilde{\mathbb{P}}$  in Proposition 8 and the unconfounded distribution with the propensity score ratios equal to 1.

**Theorem 5.** *The uncentered EIF of  $\psi_0$  in (12) is given by*

$$\begin{aligned} \phi_0(O) = \frac{Z}{e(X)} \{ & -2\lambda_X[1 - e(X)](Y - \mathbb{E}_{Y|X,1}[Y]) - \lambda_X g^2(X, Y) + \lambda_X^2 \mathbb{E}_{Y|X,1}[g^2(X, Y)] \} \\ & + 2\lambda_X[Z - e(X)]\mathbb{E}_{Y|X,1}[(Y - \xi_X)\mathbb{1}_{\{Y > \xi_X\}}] + \mathbb{E}_{Y|X,1}[h_*^2(X, Y)]. \end{aligned}$$

**Proposition 9.** *Under Assumptions 1 and 3,  $\text{Bias}(\hat{\phi}_0 | \hat{\eta}) = o(1/\sqrt{n})$ .*

Compared with the result in Section 3.2, the root  $\xi_X$  in Proposition 2 has a different definition while the nuisance parameter to estimate is the same. We estimate the function  $f_{\theta,X}(\xi)$  in (10) by

$$\hat{f}_{\theta,X}(\xi) = \frac{\xi \hat{\mathbb{E}}_{Y|X,1}[Y\mathbb{1}_{\{Y \leq \xi\}}] - \hat{\mathbb{E}}_{Y|X,1}[Y^2\mathbb{1}_{\{Y \leq \xi\}}]}{\xi \hat{\mathbb{E}}_{Y|X,1}[\mathbb{1}_{\{Y \leq \xi\}}] - \hat{\mathbb{E}}_{Y|X,1}[Y\mathbb{1}_{\{Y \leq \xi\}}]} - \hat{\mathbb{E}}_{Y|X,1}[Y] + \frac{\theta}{1 - \hat{e}(X)}. \quad (23)$$

We know that  $\hat{f}_{\theta,X}(\xi) < 0$  when  $\xi < \hat{\mathbb{E}}_{Y|X,1}[Y] - \theta/[1 - \hat{e}(X)]$ . And The derivative of  $\hat{f}_{\theta,X}(\xi)$  is always positive if  $\hat{p}_{Y|X,1} > 0$ ; see the calculation at the end of Appendix E with  $\mathbb{E}_{Y|X,1}[\cdot]$  replaced by  $\hat{\mathbb{E}}_{Y|X,1}[\cdot] = \int \cdot \hat{p}_{Y|X,1}(y)dy$ . Then we can obtain  $\hat{\xi}_X$  by applying the bisection method to  $\hat{f}_{\theta,X}(\xi)$ .

In practice, suppose we are interested in knowing the minimum strength of unmeasured confounding under which more than 10% units' CATEs are negative. In this case, we can estimate CATEs for all the units and let  $\theta$  be the 10% sample quantile of the CATE estimates. There are efficient CATE estimators in the literature; see [Künzel et al. \[2019\]](#); [Kennedy \[2020\]](#); [Nie and Wager \[2021\]](#) for details. The minimax optimal approach proposed in [Kennedy \[2020\]](#) is based on regressing the EIF of ATE onto the covariates. Based on the EIF in [Theorem 5](#) below, we can do the same for estimating the sensitivity value. [Proposition 9](#) also hints that this is a more efficient strategy than direct estimation. Estimating the average sensitivity value  $\psi_0(\theta)$  is still useful as a comparison with the sensitivity value of  $\text{CATE}(X)$ . The theoretical results above are proven in [Appendices G.2, J and L](#) respectively. Taken together, they build a solid foundation for applying  $L^2$ -sensitivity analysis to CATEs. We leave this as a future extension of our current work.

## B $L^\infty$ -analysis: simultaneous confidence bands

Like [Theorem 3](#) in the main manuscript, the following theorem establishes the joint limiting distribution of the estimators  $\hat{\psi}_{cf}(\Gamma)$  for all  $\Gamma \in \mathcal{D}$  under some assumptions.

**Theorem 6.** *Under [Assumptions 1 and 2](#) and the conditions*

- (i)  $\sup_{\Gamma \in \mathcal{D}} |\hat{\sigma}_{cf}^2(\Gamma)/\sigma^2(\Gamma) - 1| = o_{\mathbb{P}}(1)$ ,
- (ii)  $\mathbb{E}\left\{ \left[ \sup_{\Gamma \in \mathcal{D}} |\hat{\phi}(O; \Gamma) - \phi(O; \Gamma)| \right]^2 \mid \hat{\eta} \right\} = o_{\mathbb{P}}(1)$ ,
- (iii)  $\sup_{\Gamma \in \mathcal{D}} \|\hat{Q} - Q\|, \sup_{\Gamma \in \mathcal{D}} \|\hat{\mu}_+ - \mu_+\|, \sup_{\Gamma \in \mathcal{D}} \|\hat{\mu}_- - \mu_-\|$  and  $\|\hat{e} - e\|$  are  $o_{\mathbb{P}}(n^{-1/4})$ ,
- (iv)  $(\hat{Q}, \hat{\mu}_+, \hat{\mu}_-)$  are Lipschitz continuous functions of  $\Gamma \in \mathcal{D}$  with probability 1,<sup>5</sup>

it holds that  $\sqrt{n} \left[ \hat{\psi}_{cf}(\cdot) - \psi(\cdot) \right] / \hat{\sigma}_{cf}(\cdot) \xrightarrow{d} \mathbb{G}(\cdot) \in L^\infty(\mathcal{D})$ , where  $\mathbb{G}(\cdot) = [\hat{\phi}(O; \cdot) - \psi(\cdot)] / \sigma(\cdot)$  is a Gaussian process with mean 0 and covariance  $\mathbb{E}[\mathbb{G}(\Gamma)\mathbb{G}(\check{\Gamma})]$ .

The first two consistency conditions are mild. The third condition is to attain a stronger version of [Proposition 6](#),  $\sup_{\Gamma \in \mathcal{D}} \text{Bias}\{\hat{\phi}(O; \Gamma) \mid \hat{\eta}\} = o_{\mathbb{P}}(1/\sqrt{n})$ . The fourth condition makes sure  $\hat{\psi}_{cf}(\Gamma)$  behaves smoothly w.r.t.  $\Gamma$ . It is satisfied by using  $\hat{Q}(\cdot) = \inf \{y \in \mathcal{Y} : \hat{F}_{Y|X,Z}(y|\cdot, 1) \geq \Gamma/(1+\Gamma)\}$  for a conditional c.d.f. estimator  $\hat{F}_{Y|X,Z}(y|\cdot, 1)$  based on the kernel estimator  $\hat{p}_{Y|X,1}$  in [\(20\)](#). Integrating it gives the outcome estimators  $\hat{\mu}_+$  and  $\hat{\mu}_-$ . The following theorem shows that  $\cup_{\Gamma \in \mathcal{D}} \hat{C}_\alpha(\Gamma)$  defined below is an asymptotically valid  $(1 - \alpha)$ -confidence band for  $\Psi(\mathcal{D})$ .

**Theorem 7.** *In the setup of [Theorem 6](#), let  $\hat{q}_\alpha$  denote the critical value of the supremum of the multiplier bootstrap process such that*

$$\mathbb{P} \left\{ \sup_{\Gamma \in \mathcal{D}} \left| \sqrt{n} \mathbb{P}_n \left[ A \left( \hat{\phi}_{cf}(O; \Gamma) - \hat{\psi}_{cf}(\Gamma) \right) / \hat{\sigma}_{cf}(\Gamma) \right] \right| \geq \hat{q}_\alpha \mid O_{1:n} \right\} = \alpha,$$

where  $A_{1:n}$  are i.i.d Rademacher variables drawn independently of  $O_{1:n}$ , then

$$\mathbb{P} \left\{ \psi(\Gamma) \notin \hat{C}_\alpha(\Gamma) := \left[ \hat{\psi}_{cf}(\Gamma) \pm \hat{q}_\alpha \hat{\sigma}_{cf}(\Gamma) / \sqrt{n} \right], \forall \Gamma \in \mathcal{D} \right\} = \alpha + o(1).$$

<sup>5</sup>For example,  $|\hat{Q}(X; \Gamma) - \hat{Q}(X; \check{\Gamma})| \leq C(X)|\Gamma - \check{\Gamma}|$  for some  $\mathbb{P}$ -integrable function  $C(X)$ .

## C Background: influence functions

The theory of influence functions [van der Vaart and Bernard, 2002] is crucial to removing the first-order bias in semiparametric estimation. It starts by treating a one-dimensional parameter  $\tau$  as a mapping  $\tau(\mathbb{P})$  from  $\mathcal{P}$  to  $\mathbb{R}$  where  $\mathcal{P}$  is the set of all possible observed data distributions. For any  $\mathbb{P} \in \mathcal{P}$ , we define a path through  $\mathbb{P}$  as a one-dimensional submodel that passes through  $\mathbb{P}$  at  $\epsilon = 0$  in the direction of a zero-mean function  $s$  satisfying that  $\|s\|_2 \leq C'$  and  $\epsilon \leq 1/C'$  for some constant  $C' > 0$ . The submodel  $\mathbb{P}_\epsilon$  takes a density  $p_{O,\epsilon}(o) := p_O(o)[1 + \epsilon s(o)]$  for  $o \in \mathcal{O}$ . The tangent space  $\mathcal{S}$  is defined as the set of zero-mean functions  $s$  for any paths through  $\mathbb{P}$ ; and  $\mathcal{S}$  is known to be the Hilbert space of zero-mean functions when we use a nonparametric model.

Suppose that the mapping  $\tau(\mathbb{P})$  is differentiable at  $\mathbb{P}$  relative to  $\mathcal{S}$ , meaning that there is a linear mapping  $\dot{\tau}(\cdot; \mathbb{P}) : \mathcal{S} \rightarrow \mathbb{R}$  such that for any  $s \in \mathcal{S}$  and submodel  $\mathbb{P}_\epsilon$ ,

$$\dot{\tau}(s; \mathbb{P}) = \left. \frac{d\tau_\epsilon}{d\epsilon} \right|_{\epsilon=0} = \mathbb{E}[EIF(\tau)(O)s(O)], \quad (24)$$

where  $\tau_\epsilon := \tau(\mathbb{P}_\epsilon)$  and  $s(o) := \left. \frac{d}{d\epsilon} \log p_{O,\epsilon}(o) \right|_{\epsilon=0}$ . In this article, we let the subscript “ $\epsilon$ ” denote the distribution shift from  $\mathbb{P}$  to  $\mathbb{P}_\epsilon$ , “ $s$ ” denote the score function for a random variable. The second equality above is established by the Riesz representation theorem for the Hilbert space  $\mathcal{S}$  that expresses  $\dot{\tau}(\cdot; \mathbb{P})$  as an inner product with the unique *efficient influence function*  $EIF(\tau) : \mathcal{O} \rightarrow \mathbb{R}$  that lies in the closed linear span of  $\mathcal{S}$ . The efficiency of  $EIF(\tau)$  implies that it has lower variance than any other influence functions, i.e., any measurable function  $IF(\tau) : \mathcal{O} \rightarrow \mathbb{R}$  whose projection onto the closed linear span of  $\mathcal{S}$  is  $EIF(\tau)$ . Some basic EIFs of expectation, conditional expectation and truncated expectations are given below, and we will use them in the following sections.

**Lemma 1.** *Consider an random variable  $A$ , it holds that  $EIF(\mathbb{E}[A]) = A - \mathbb{E}[A]$ .*

*Proof.* By the zero-mean property of influence functions, it is straightforward to verify the EIF definition in (24), i.e.,  $\left. \frac{d}{d\epsilon} \mathbb{E}_\epsilon[A] \right|_{\epsilon=0} = \mathbb{E}[(A - \mathbb{E}[A])S(A)]$ .  $\square$

**Lemma 2.** *Given two random variables  $A$  and  $B$ , it holds that*

$$EIF\{\mathbb{E}[A | B = b]\} = \frac{\mathbb{1}_{\{B=b\}}}{p_B(b)} (A - \mathbb{E}[A | B = b]).$$

*Proof.* We can directly verify the EIF definition in (24):

$$\begin{aligned} & \left. \frac{d}{d\epsilon} \mathbb{E}_\epsilon[A | B = b] \right|_{\epsilon=0} \\ &= \int a \left. \frac{d}{d\epsilon} [\log p_{A,B,\epsilon}(a,b) - \log p_{B,\epsilon}(b)] \right|_{\epsilon=0} p_{A|B}(a|b) da \\ &= \int a s(a,b) p_{A|B}(a|b) da - \int a p_{A|B}(a|b) da \times \left. \frac{d}{d\epsilon} \log p_{B,\epsilon}(b) \right|_{\epsilon=0} \\ &= \int \int \frac{\mathbb{1}_{\{b'=b\}}}{p_B(b')} a s(a,b') p_{A,B}(a,b') da db' - \mathbb{E}[A | B = b] \int \frac{\mathbb{1}_{\{b'=b\}}}{p_B(b')} \left( \left. \frac{d}{d\epsilon} \log p_{B,\epsilon}(b') \right|_{\epsilon=0} \right. \\ & \quad \left. + \underbrace{\left. \frac{d}{d\epsilon} \log p_{A|B,\epsilon}(a|b') \right|_{\epsilon=0}}_{=0} p_{A|B}(a|b') da \right) p_B(b') db' \end{aligned}$$

$$\begin{aligned}
&= \int \int \frac{\mathbb{1}_{\{b'=b\}}}{p_B(b')} as(a, b') p_{A,B}(a, b') dadb' - \mathbb{E}[A | B = b] \int \int \frac{\mathbb{1}_{\{b'=b\}}}{p_B(b')} s(a, b') p_{A,B}(a, b') dadb' \\
&= \int \int \frac{\mathbb{1}_{\{b'=b\}}}{p_B(b')} (a - \mathbb{E}[A | B = b']) s(a, b') p_{A,B}(a, b') dadb' \\
&= \mathbb{E}[EIF \{ \mathbb{E}[A | B = b] \} S(A, B)],
\end{aligned}$$

as required.  $\square$

**Lemma 3.** *In the setup of  $L^\infty$ -analysis, the EIF of  $\mathbb{E}_{Y|X=x, Z=1}[Y \mathbb{1}_{\{Y \leq Q(X)\}}]$  is given by*

$$\frac{\mathbb{1}_{\{X=x, Z=1\}}}{p_{X,Z}(x, 1)} \left\{ (\alpha_* - \mathbb{1}_{\{Y \leq Q(X)\}}) Q(X) + Y \mathbb{1}_{\{Y \leq Q(X)\}} - \mathbb{E}_{Y|X=x, Z=1}[Y \mathbb{1}_{\{Y \leq Q(X)\}}] \right\}.$$

*Proof.* By the definition of the quantile function,

$$\begin{aligned}
\alpha_* &= \int^{Q_\epsilon(x)} p_{Y|X, Z, \epsilon}(y|x, 1) dy \\
0 &= p_{Y|X, Z}(Q(x) | x, 1) \frac{d}{d\epsilon} Q_\epsilon(x) \Big|_{\epsilon=0} + \frac{d}{d\epsilon} \int \mathbb{1}_{\{y \leq Q(x)\}} p_{Y|X, Z, \epsilon}(y|x, 1) dy \Big|_{\epsilon=0} \\
\Leftrightarrow p_{Y|X, Z}(Q(x) | x, 1) \frac{d}{d\epsilon} Q_\epsilon(x) \Big|_{\epsilon=0} &= - \frac{d}{d\epsilon} \int \mathbb{1}_{\{y \leq Q(x)\}} p_{Y|X, Z, \epsilon}(y|x, 1) dy \Big|_{\epsilon=0}.
\end{aligned}$$

Using the Leibniz integral rule and the equation above,

$$\begin{aligned}
&\frac{d}{d\epsilon} \mathbb{E}_{Y|X=x, Z=1, \epsilon}[Y \mathbb{1}_{\{Y \leq Q_\epsilon(X)\}}] \Big|_{\epsilon=0} \\
&= \frac{d}{d\epsilon} \int^{Q_\epsilon(x)} y p_{Y|X, Z, \epsilon}(y|x, 1) dy \Big|_{\epsilon=0} \\
&= Q(x) p_{Y|X, Z}(Q(x) | x, 1) \frac{d}{d\epsilon} Q_\epsilon(x) \Big|_{\epsilon=0} + \frac{d}{d\epsilon} \int y \mathbb{1}_{\{y \leq Q(x)\}} p_{Y|X, Z, \epsilon}(y|x, 1) dy \Big|_{\epsilon=0} \\
&= \frac{d}{d\epsilon} \int [-\mathbb{1}_{\{y \leq Q(x)\}} Q(x) + y \mathbb{1}_{\{y \leq Q(x)\}}] p_{Y|X, Z, \epsilon}(y|x, 1) dy \Big|_{\epsilon=0} \\
&= \int \int \int \frac{\mathbb{1}_{\{x'=x, z'=1\}}}{p_{X,Z}(x', z')} \left[ -\mathbb{1}_{\{y \leq Q(x')\}} Q(x') + y \mathbb{1}_{\{y \leq Q(x')\}} - (-\alpha_* Q(x')) \right. \\
&\quad \left. + \mathbb{E}_{Y|X=x', Z=1}[Y \mathbb{1}_{\{Y \leq Q(X)\}}] \right] s(y, z', x') p_{y, z' x'}(y, z', x') dy dz' dx' \\
&= \mathbb{E}[EIF \{ \mathbb{E}_{Y|X=x, Z=1}[Y \mathbb{1}_{\{Y \leq Q(X)\}}] \} S(Y, Z, X)],
\end{aligned}$$

where the penultimate equality is obtained by the proof of Lemma 2 above.  $\square$

## D Proof of Proposition 1

*Proof.* The Lagrangian function of (4) is

$$\mathcal{L} = \mathbb{E}_{Y|X, 1} \{ -h(X, Y)Y + \lambda_{Y,1} [W_-(X) - h(X, Y)] + \lambda_{Y,2} [h(X, Y) - W_+(X)] \} + \lambda_{X,3} \{ 1 - \mathbb{E}_{Y|X, 1} [h(X, Y)] \}.$$

Setting the functional derivative of  $\mathcal{L}$  w.r.t.  $h$  to 0, we obtain the Euler-Lagrangian equation (i.e. the stationarity condition in the KKT conditions),

$$-Y - \lambda_{Y,1} + \lambda_{Y,2} - \lambda_{X,3} = 0 \quad \Leftrightarrow \quad \lambda_{Y,1} - \lambda_{Y,2} = -\lambda_{X,3} - Y.$$

By complementary slackness,

$$\lambda_{Y,1} [W_-(X) - h(X, Y)] = 0 \quad \text{and} \quad \lambda_{Y,2} [h(X, Y) - W_+(X)] = 0.$$

Combined this with the dual feasibility ( $\lambda_{Y,1}, \lambda_{Y,2} \geq 0$ ), we have

$$[\lambda_{Y,1}, \lambda_{Y,2}, h(X, Y)] = \begin{cases} [-\lambda_{X,3} - Y, 0, W_-(X)], & \text{if } Y < -\lambda_{X,3}, \\ [0, \lambda_{X,3} + Y, W_+(X)], & \text{if } Y > -\lambda_{X,3}. \end{cases} \quad (25)$$

Let  $\alpha_* := \mathbb{P}\{Y < -\lambda_{X,3} \mid X = x, Z = 1\}$ . By the primal feasibility,

$$\mathbb{E}_{Y|X,1} \{h(X, Y)\} = \alpha_* W_-(X) + (1 - \alpha_*) W_+(X) = 1,$$

which implies that

$$\alpha_* = \frac{1 - W_+(X)}{W_-(X) - W_+(X)} = \frac{1 - (1 - \Gamma)e(X) - \Gamma}{(1 - \Gamma^{-1})e(X) + \Gamma^{-1} - (1 - \Gamma)e(X) - \Gamma} = \frac{\Gamma}{1 + \Gamma},$$

then  $-\lambda_{X,3}$  is the  $\Gamma/(1 + \Gamma)$ -quantile  $Q(X)$ . The solution of (4) with minimization can be derived in the same way after changing  $-h(X, Y)Y$  to  $h(X, Y)Y$  in the definition of  $\mathcal{L}$ .  $\square$

## E Proof of Proposition 2

*Proof.* For  $\theta > 0$ , the solution of (8) subject to  $h \in \mathcal{H}(\Gamma)$  is give by

$$h_*(X, Y) = \begin{cases} W_+(X), & \text{if } Y < \xi_X - W_+(X)/\lambda_X, \\ \lambda_X(\xi_X - Y), & \text{if } \xi_X - W_+(X)/\lambda_X \leq Y \leq \xi_X - W_-(X)/\lambda_X, \\ W_-(X), & \text{if } Y > \xi_X - W_-(X)/\lambda_X, \end{cases} \quad (26)$$

where  $\xi_X = \lambda_{X,2}/\lambda_X$  is defined in (27) below. When  $\Gamma = \infty$ ,  $W_-(X) = e(X)$ ,  $W_+(X) = \infty$ . By re-defining  $\xi_X$  as  $\xi_X = \lambda_{X,2}/\lambda_X - e(X)/\lambda_X$ , (26) reduces to the solution (9) in the main manuscript.

The Lagrangian function of (8) further subject to  $h \in \mathcal{H}(\Gamma)$  is given by

$$\begin{aligned} \mathcal{L} = & \frac{1}{2} \mathbb{E}_{Y|X,1} [h^2(X, Y)] + \lambda_X [\mathbb{E}_{Y|X,1} \{h(X, Y)Y\} - \mathbb{E}_{Y|X,1} \{Y\} + \theta] + \lambda_{X,2} [1 - \mathbb{E}_{Y|X,1} \{h(X, Y)\}] \\ & + \mathbb{E}_{Y|X,1} \left\{ \lambda_{Y,3} [W_-(X) - h(X, Y)] + \lambda_{Y,4} [h(X, Y) - W_+(X)] \right\}. \end{aligned}$$

Setting the functional derivative of  $\mathcal{L}$  w.r.t.  $h$  to 0, we obtain the Euler-Lagrangian equation (i.e. the stationarity condition in the KKT conditions),

$$h(X, Y) + \lambda_X Y - \lambda_{X,2} - \lambda_{Y,3} + \lambda_{Y,4} = 0.$$

By complementary slackness, we have  $\lambda_X [\mathbb{E}_{Y|X,1} \{h(X, Y)Y\} - \mathbb{E}_{Y|X,1} \{Y\} + \theta] = 0$ ,

$$\lambda_{Y,3} [W_-(X) - h(X, Y)] = 0 \quad \text{and} \quad \lambda_{Y,4} [h(X, Y) - W_+(X)] = 0.$$

By dual feasibility,  $\lambda_X, \lambda_{Y,3}, \lambda_{Y,4} \geq 0$ . Since  $W_+(X) > W_-(X)$ , it is impossible that  $\lambda_{Y,3}, \lambda_{Y,4} > 0$ . When  $\lambda_{Y,3} > 0$  and  $\lambda_{Y,4} = 0$ ,  $h(X, Y) = W_-(X)$ . Further if  $\lambda_X = 0$ , by the stationarity condition,

$$\lambda_{X,2} = W_-(X) - \lambda_{Y,3} + \lambda_{Y,4} < W_-(X).$$

When  $\lambda_{Y,4} > 0$  and  $\lambda_{Y,3} = 0$ ,  $h(X, Y) = W_+(X)$ . Further if  $\lambda_X = 0$ ,

$$\lambda_{X,2} = W_+(X) - \lambda_{Y,3} + \lambda_{Y,4} > W_+(X).$$

Because  $W_+(X) > W_-(X)$ ,  $\lambda_{X,2} < W_-(X)$  contradicts with  $\lambda_{X,2} > W_+(X)$  in the last two equations, so we cannot have  $h(X, Y) = W_-(X)$  and  $W_+(X)$  for two different values of  $Y$  if  $\lambda_X = 0$ . If  $\lambda_{Y,3}$  or  $\lambda_{Y,4}$  is always positive, i.e.,  $h(X, Y)$  is always equal to  $W_-(X)$  or  $W_+(X)$ ,  $h(X, Y)$  does not satisfy the equality constraint  $\mathbb{E}_{Y|X,1}[h(X, Y)] = 1$ . So we know that  $\lambda_X \neq 0$  unless  $\lambda_{Y,3} = \lambda_{Y,4} = 0$ .

If  $\lambda_X = \lambda_{Y,3} = \lambda_{Y,4} = 0$ ,  $h(X, Y) = \lambda_{X,2}$  by the stationarity condition. By primal feasibility,  $\mathbb{E}_{Y|X,1}[h(X, Y)] = \lambda_{X,2} = 1 \Rightarrow h(X, Y) = 1$ , then  $\mathbb{E}_{Y|X,1}[Y] \leq \mathbb{E}_{Y|X,1}[Y] - \theta \Rightarrow \theta \leq 0$  and  $W_-(X) \leq 1 \leq W_+(X)$ . This completes the proof for  $h_*(X, Y) = 1$  if  $\theta \leq 0$ .

We now the case that  $\lambda_X > 0$ . When  $\lambda_{Y,3} = \lambda_{Y,4} = 0$ , it follows from the stationarity condition that

$$h(X, Y) = \lambda_{X,2} - \lambda_X Y = \lambda_X(\xi_X - Y) \text{ with } \xi_X := \lambda_{X,2}/\lambda_X, \quad (27)$$

By primal feasibility, we have

$$W_-(X) \leq \lambda_X(\xi_X - Y) \leq W_+(X) \Leftrightarrow \xi_X - W_+(X)/\lambda_X \leq Y \leq \xi_X - W_-(X)/\lambda_X,$$

If  $\lambda_X, \lambda_{Y,3} > 0$  and  $\lambda_{Y,4} = 0$ ,  $h(X, Y) = W_-(X)$ . It follows from the stationarity condition that

$$W_-(X) + \lambda_X Y - \lambda_{X,2} > 0 \Leftrightarrow Y > [\lambda_{X,2} - W_-(X)]/\lambda_X = \xi_X - W_-(X)/\lambda_X,$$

If  $\lambda_X, \lambda_{Y,4} > 0$  and  $\lambda_{Y,3} = 0$ ,  $h(X, Y) = W_+(X)$ , then

$$W_+(X) + \lambda_X Y - \lambda_{X,2} < 0 \Leftrightarrow Y < [\lambda_{X,2} - W_+(X)]/\lambda_X = \xi_X - W_+(X)/\lambda_X.$$

The last three equations complete the proof for (26).

We now verify the uniqueness of  $\xi_X$  in the solution (9) when  $\theta > 0$ . In this case, we have proved that  $\lambda_X > 0$ . Then by complementary slackness,  $\mathbb{E}_{Y|X,1}[h_*(X, Y)Y] = \mathbb{E}_{Y|X,1}[Y] - \theta$ . Dividing it by  $\mathbb{E}_{Y|X,1}[h_*(X, Y)] = 1$  removes  $\lambda_X$ , then we can find  $\xi_X$  by solving the equation

$$\mathbb{E}[(\xi_X - Y)Y\mathbb{1}_{\{Y \leq \xi_X\}}] / \mathbb{E}[(\xi_X - Y)\mathbb{1}_{\{Y \leq \xi_X\}}] = \mathbb{E}_{Y|X,1}[Y] - \theta / [1 - e(X)].$$

This leads to the definition of  $f_{\theta,X}(\xi)$  in (10). We first show that  $f_{\theta,X}(\xi)$  has a positive derivative,

$$\begin{aligned} \frac{df_{\theta,X}(\xi)}{d\xi} &= \frac{(0 + \mathbb{E}_{Y|X,1}[Y\mathbb{1}_{\{Y \leq \xi\}}]) \mathbb{E}_{Y|X,1,Y \leq \xi}[\xi - Y] - (0 + \mathbb{P}_{X,1}\{Y \leq \xi\}) \mathbb{E}_{Y|X,1,Y \leq \xi}[(\xi - Y)Y]}{\mathbb{E}_{Y|X,1,Y \leq \xi}^2[\xi - Y] \mathbb{P}_{X,1}\{Y \leq \xi\}} \\ &= \frac{\xi \mathbb{E}_{Y|X,1,Y \leq \xi}[Y] - \mathbb{E}_{Y|X,1,Y \leq \xi}^2[Y] - \xi \mathbb{E}_{Y|X,1,Y \leq \xi}[Y] + \mathbb{E}_{Y|X,1,Y \leq \xi}[Y^2]}{\mathbb{E}_{Y|X,1,Y \leq \xi}^2[\xi - Y]} \\ &= \text{Var}_{Y|X,1,Y \leq \xi}[Y] / \mathbb{E}_{Y|X,1,Y \leq \xi}^2[\xi - Y] > 0. \end{aligned}$$

The function  $f_{\theta,X}(\xi)$  can be written as

$$f_{\theta,X}(\xi) = \mathbb{E}_{Y|X,1}[(\xi - Y)(Y - \mathbb{E}_{Y|X,1}[Y] + \theta/[1 - e(X)])\mathbb{1}_{\{Y \leq \xi\}}] / \mathbb{E}_{Y|X,1}[(\xi - Y)\mathbb{1}_{\{Y \leq \xi\}}].$$

If  $\xi < \mathbb{E}_{Y|X,1}[Y] - \theta/[1 - e(X)]$ ,

$$(\xi - Y)(Y - \mathbb{E}_{Y|X,1}[Y] + \theta/[1 - e(X)])\mathbb{1}_{\{Y \leq \xi\}} = \{-(\xi - Y)^2 + (\xi - Y)(\xi - \mathbb{E}_{Y|X,1}[Y] + \theta/[1 - e(X)])\}\mathbb{1}_{\{Y \leq \xi\}} < 0.$$

Since  $\mathbb{E}_{Y|X,1}[(\xi - Y)\mathbb{1}_{\{Y \leq \xi\}}] > 0$ , we know that  $f_{\theta,X}(\xi) < 0$  if  $\xi < \mathbb{E}_{Y|X,1}[Y] - \theta/[1 - e(X)]$ . Together with the positive derivative above, we know that  $f_{\theta,X}(\xi)$  has a unique root  $\xi_X$ . Finally, the expression of  $\lambda_X$  is derived from the equality constraint  $\mathbb{E}[h_*(X, Y)] = 1$ .  $\square$

## F Proof of Proposition 3

*Proof.* The Lagrangian function of (13) is given by

$$\mathcal{L} = \mathbb{E}_{Y|X,1} [h^2(X, Y)/2 + \lambda h(X, Y)Y] + \lambda_{X,2} [1 - \mathbb{E}_{Y|X,1} \{h(X, Y)\}] - \mathbb{E}_{Y|X,1} \{\lambda_{Y,3}[h(X, Y) - e(X)]\}.$$

Setting the functional derivative of  $\mathcal{L}$  w.r.t.  $h$  to 0, we obtain the Euler-Lagrangian equation (i.e. the stationarity condition in the KKT conditions),

$$h(X, Y) + \lambda Y - \lambda_{X,2} - \lambda_{Y,3} = 0.$$

By complementary slackness,  $\lambda_{Y,3}[h(X, Y) - e(X)] = 0$ . By dual feasibility,  $\lambda_{Y,3} \geq 0$ . If  $\lambda_{Y,3} = 0$ ,

$$h(X, Y) = \lambda_{X,2} - \lambda Y = e(X) + \lambda(\xi_X - Y),$$

where  $\xi_X := [\lambda_{X,2} - e(X)]/\lambda$ . By primal feasibility and  $\lambda > 0$ ,  $h(X, Y) \geq e(X) \Leftrightarrow Y \leq \xi_X$ . If  $\lambda_{Y,3} > 0$ ,  $h(X, Y) = e(X)$ . By the stationarity condition and  $\lambda > 0$ , that is when  $Y > \xi_X$ . Now we have proven the solution in (14). Finally, the function  $f_{\lambda,X}(\xi)$  in (15) is attained by substituting (14) into the first constraint in (13). Under Assumption 1,  $\mathbb{E}_{Y|X,1} [(\xi - Y)\mathbb{1}_{\{Y \leq \xi\}}]$  is a strictly increasing and positive function of  $\xi$ . Then,  $f_{\lambda,X}(\xi)$  has a unique root  $\xi_X$  for any  $\lambda > 0$ .  $\square$

## G Proof of Propositions 5 and 8

### G.1 Proof of Proposition 5

*Proof.* In our setup, the identification region (i.e. upper and lower bounds) of the ATE is derived using the following four optimizers:

$$\begin{aligned} h_1^-(X, Y) &= e_1(X) + \lambda(\xi_{X,1}^- - Y)\mathbb{1}_{\{Y \leq \xi_{X,1}^-\}} \equiv e_1(X) + \lambda g_1^-(X, Y), \\ h_1^+(X, Y) &= e_1(X) + \lambda(Y - \xi_{X,1}^+)\mathbb{1}_{\{Y \geq \xi_{X,1}^+\}} \equiv e_1(X) + \lambda g_1^+(X, Y), \\ h_0^-(X, Y) &= e_0(X) + \lambda(\xi_{X,0}^- - Y)\mathbb{1}_{\{Y \leq \xi_{X,0}^-\}} \equiv e_0(X) + \lambda g_0^-(X, Y), \\ h_0^+(X, Y) &= e_0(X) + \lambda(Y - \xi_{X,0}^+)\mathbb{1}_{\{Y \geq \xi_{X,0}^+\}} \equiv e_0(X) + \lambda g_0^+(X, Y). \end{aligned} \tag{28}$$

where  $e_1(X) \equiv e(X)$  and  $e_0(X) \equiv 1 - e(X)$ . The function  $h_1^-(X, Y)$  is exactly the solution  $h_*(X, Y)$  in Proposition 3. It is the lower bound of  $\mathbb{E}[Y(1) | X]$ . To upper bound  $\mathbb{E}[Y(1) | X]$ , we derive  $h_1^+(X, Y)$  by solving (13) with  $Y$  changed to  $-Y$ . We find the root of

$$\mathbb{E}_{Y|X,1} [(\xi + Y)\mathbb{1}_{\{-Y \leq \xi\}}] = [1 - e(X)]/\lambda \Leftrightarrow \mathbb{E}_{Y|X,1} [(Y - [-\xi])\mathbb{1}_{\{Y \geq -\xi\}}] = [1 - e(X)]/\lambda.$$

If we define  $\xi_{X,1}^+$  as the negative root, we arrive at the definition of  $h_1^+(X, Y)$  above. Similarly,  $h_0^-(X, Y)$  and  $h_0^+(X, Y)$  are the minimizer and maximizer of the control outcome  $\mathbb{E}[Y(0) | X]$  respectively. The identification regions of  $\mathbb{E}[Y(1)]$  and  $\mathbb{E}[Y(0)]$  are denoted by

$$\mathcal{B}_1 = [b_1^-, b_1^+] \quad \text{and} \quad \mathcal{B}_0 = [b_0^-, b_0^+],$$

respectively, where  $b_1^- = \mathbb{E}_{Y|Z=1} [h_1^-(X, Y)Y]$  and other  $b$ 's are defined similarly following the notation in (28). To achieve condition (iii), we need to find a distribution  $\tilde{\mathbb{P}}$  satisfying that

$$\tilde{\mathbb{E}}[Y(1)] = b_1 \quad \text{and} \quad \tilde{\mathbb{E}}[Y(0)] = b_0, \forall (b_1, b_0) \in \mathcal{B}_1 \times \mathcal{B}_0.$$

In what follows, we first find a distribution to achieve each extreme point of  $\mathcal{B}_1 \times \mathcal{B}_0$ , and then we define a mixture of these extremal distributions to attain any point  $(b_1, b_0) \in \mathcal{B}_1 \times \mathcal{B}_0$ . We define the four extreme points as  $(b_1^{w_1}, b_0^{w_0})$  for  $w_1, w_0 \in \{-, +\}$ . We let  $\tilde{\mathbb{P}}^{w_1, w_0}$  denote the extremal distribution to obtain  $(b_1^{w_1}, b_0^{w_0})$ . We use the notation “ $\tilde{\cdot}$ ” to indicate the quantities defined under  $\tilde{\mathbb{P}}$  and  $\tilde{\mathbb{P}}^{w_1, w_0}$ .

First, we let the potential outcomes satisfy Assumption 1 (SUTVA) under  $\tilde{\mathbb{P}}^{w_1, w_0}$ , i.e.,

$$\tilde{p}_{Y(z)|X}^{w_1, w_0}(y | x) = \tilde{p}_{Y(z)|X, Z}^{w_1, w_0}(y | x, z) = \tilde{p}_{Y|X, Z}^{w_1, w_0}(y | x, z) := p_{Y|X, Z}(y | x, z).$$

The last equality is required in condition (i). Besides the factual outcome distribution, We keep the other observed distributions the same, i.e.,  $\tilde{p}_X^{w_1, w_0}(x) := p_X(x)$  and  $\tilde{e}_z^{w_1, w_0}(x) := e_z(x)$  for  $z = 0, 1$ .

We now turn to condition (ii). Define the counterfactual outcome distribution

$$\tilde{p}_{Y(z)|X, Z}^{w_1, w_0}(y | x, 1 - z) := g_z^{w_z}(x, y) / \mathbb{E}_{Y|X, 1}[g_z^{w_z}(X, Y)] = \lambda g_z^{w_z}(x, y) / e_{1-z}(x), \quad (29)$$

for  $z = 0, 1$ . The second equality is attained by the definition of  $g_z^{w_z}(x, y)$  and the root  $\xi_{x, z}^{w_z}$ . Next,

$$\begin{aligned} \tilde{e}_z^{w_1, w_0}(X, Y) &= \tilde{\mathbb{P}}^{w_1, w_0}\{Z = z | X, Y(z) = Y\} = \frac{\tilde{e}_z^{w_1, w_0}(X) \tilde{\mathbb{P}}^{w_1, w_0}\{Y(z) = Y | X, Z = z\}}{\sum_{z' \in \mathcal{Z}} \tilde{e}_{z'}^{w_1, w_0}(X) \tilde{\mathbb{P}}^{w_1, w_0}\{Y(z) = Y | X, Z = z'\}} \\ &= \frac{\tilde{e}_z^{w_1, w_0}(X)}{\tilde{e}_z^{w_1, w_0}(X) + \tilde{e}_{1-z}^{w_1, w_0}(X) \tilde{\mathbb{P}}^{w_1, w_0}\{Y(z) = Y | X, Z = 1 - z\}} = \frac{e_z(X)}{e_z(X) + \lambda g_z^{w_z}(X, Y)} = \frac{e_z(X)}{h_z^{w_z}(X, Y)}. \end{aligned}$$

The third equality is obtained by SUTVA. The equation implies that

$$\tilde{h}_z^{w_1, w_0}(X, Y) := \tilde{e}_z^{w_1, w_0}(X) / \tilde{e}_z^{w_1, w_0}(X, Y) = h_z^{w_z}(X, Y). \quad (30)$$

As an optimizer,  $h_z^{w_z}(X, Y)$  of course satisfies the constraint of (13). By (30), the same holds for  $\tilde{h}_z^{w_1, w_0}(X, Y)$ . This is the requirement in condition (ii). By definition,

$$b_z^{w_z} = \mathbb{E}_{Y|Z=z}[h_z^{w_z}(X, Y)Y] = \tilde{\mathbb{E}}_{Y|Z=z}^{w_1, w_0} \left[ \frac{\tilde{e}_z^{w_1, w_0}(X)Y}{\tilde{e}_z^{w_1, w_0}(X, Y)} \right] = \tilde{\mathbb{E}}^{w_1, w_0}[Y(z)]$$

The second equality is achieved by the same observed distribution in condition (i) and (30). The third equality is attained by the formula (3). Given any point  $(b_1, b_0) \in \mathcal{B}_1 \times \mathcal{B}_0$ , we can write it as a convex combination of the extremal points, i.e., for  $z = 0, 1$ ,

$$b_z = \sum_{w_1, w_0 \in \{+, -\}} \tilde{\beta}^{w_1, w_0} b_z^{w_z} = \sum_{w_1, w_0 \in \{+, -\}} \tilde{\beta}^{w_1, w_0} \tilde{\mathbb{E}}^{w_1, w_0}[Y(z)] = \tilde{\mathbb{E}}[Y(z)].$$

The last equality is obtained defining the mixture  $\tilde{\mathbb{P}} = \sum_{w_1, w_0 \in \{+, -\}} \tilde{\beta}^{w_1, w_0} \tilde{\mathbb{P}}^{w_1, w_0}$ . The equation proves all the conditions hold for  $\tilde{\mathbb{P}}$  because they hold for the four extremal distributions.  $\square$

## G.2 Proof of Proposition 8

*Proof.* The following proof is similar to the one in Appendix G.1. Because we only consider minimizing the second moments to obtain sensitivity values, here we only have two optimizers

$$h_1^*(X, Y) = e(X) + \lambda_{X,1}(\xi_{X,1} - Y)\mathbb{1}_{\{Y \leq \xi_{X,1}\}} \text{ and } h_0^*(X, Y) = 1 - e(X) + \lambda_{X,0}(Y - \xi_{X,1})\mathbb{1}_{\{Y \geq \xi_{X,0}\}}.$$

where  $h_1^*(X, Y)$  is exactly the solution  $h_*(X, Y)$  in (9). We denote the two solutions above as  $h_z^*(X, Y) = e_z(X) + \lambda_{X,z} g_z(X, Y)$  for  $z = 0, 1$ . The sensitivity values are the lower bound of the



second moment, denoted by  $\mathcal{B}_1 = [b_1^*, \infty]$  and  $\mathcal{B}_0 = [b_0^*, \infty]$ , where  $b_z^* = \mathbb{E}_{Y|X,z}\{[h_z^*(X, Y)]^2\}$  for  $z = 0, 1$ . The region  $\mathcal{B}_1 \times \mathcal{B}_0$  only has one extreme point  $(b_1^*, b_0^*)$ . We want to construct an extremal distribution  $\tilde{\mathbb{P}}$  for  $(b_1^*, b_0^*)$ . We first define the potential outcomes to satisfy SUTVA under  $\tilde{\mathbb{P}}$ :

$$\tilde{p}_{Y(z)|X}(y | x) = \tilde{p}_{Y(z)|X,Z}(y | x, z) = \tilde{p}_{Y|X,Z}(y | x, z) := p_{Y|X,Z}(y | x, z).$$

Similarly, we also let  $\tilde{p}_X(x) := p_X(x)$  and  $\tilde{e}_z(x) := e_z(x)$  for  $z = 0, 1$ .

Define the counterfactual outcome distribution

$$\tilde{p}_{Y(z)|X,Z}(y | x, 1-z) := g_z(x, y) / \mathbb{E}_{Y|X,1}[g_z(X, Y)] = \lambda_{X,z} g_z(x, y) / e_{1-z}(x)$$

by the definition of the root  $\lambda_{X,z}$  in Proposition 2. Then,

$$\tilde{e}_z(X, Y) = \frac{\tilde{e}_z(X) \tilde{\mathbb{P}}\{Y(z) = Y | X, Z = z\}}{\sum_{z' \in \mathcal{Z}} \tilde{e}_{z'}(X) \tilde{\mathbb{P}}\{Y(z) = Y | X, Z = z'\}} = \frac{e_z(X)}{e_z(X) + \lambda_{X,z} g_z(X, Y)} = \frac{e_z(X)}{h_z^*(X, Y)},$$

which implies that  $\tilde{h}_z(X, Y) := \tilde{e}_z(X) / \tilde{e}_z(X, Y) = h_z^*(X, Y)$ . Taken together with SUTVA,

$$\begin{aligned} \tilde{\mathbb{E}}_{Y|X,1}[\tilde{h}_1(X, Y)Y] &= \mathbb{E}_{Y|X,1}[h_1^*(X, Y)Y] = \mathbb{E}_{Y|X,1}[Y] - \theta_1, \\ \tilde{\mathbb{E}}_{Y|X,0}[\tilde{h}_0(X, Y)Y] &= \mathbb{E}_{Y|X,1}[h_0^*(X, Y)Y] = \mathbb{E}_{Y|X,0}[Y] + \theta_0, \\ \tilde{\mathbb{E}}_{Y|X,z}[\tilde{h}_z^2(X, Y)] &= \mathbb{E}_{Y|X,z}\{[h_z^*(X, Y)]^2\} = b_z^*. \end{aligned}$$

The second equality holds because  $h_z^*(X, Y)$  achieves the constraints in (22) with equality.  $\square$

## H Proof of Theorem 1

*Proof.* Following the EIF definition in (24), we can derive the  $EIF(\psi_+) = \phi_+(O) - \psi_+$  by taking the derivative of  $\psi_+(\mathbb{P}_\epsilon)$  w.r.t.  $\epsilon$  and rewriting it as the inner product with  $s(o)$  [Levy, 2019]. More conveniently, we can first derive the expression of EIF via the calculus of IFs (e.g. chain rule and product rule) [Kennedy, 2022, Section 3.4.3], then verify that the expression satisfies (24).

$$\begin{aligned} IF\{\psi_+\} &= IF\left\{\sum_{x \in \mathcal{X}} p_X(x) W_+(x) \mu_+(x)\right\} \\ &= \sum_{x \in \mathcal{X}} IF\{p_X(x)\} W_+(x) \mu_+(x) + \sum_{x \in \mathcal{X}} p_X(x) IF\{W_+(x)\} \mu_+(x) + \sum_{x \in \mathcal{X}} p_X(x) W_+(x) IF\{\mu_+(x)\} \\ &= \sum_{x \in \mathcal{X}} [\mathbb{1}_{\{X=x\}} - p_X(x)] W_+(x) \mu_+(x) + \sum_{x \in \mathcal{X}} p_X(x) (1 - \Gamma) IF\{e(x)\} \mu_+(x) \\ &\quad + \sum_{x \in \mathcal{X}} p_X(x) W_+(x) \left( IF\{\mathbb{E}_{Y|X,1}[Y]\} - IF\{\mathbb{E}_{Y|X,1}[Y \mathbb{1}_{\{Y \leq Q(X)\}}]\} \right) \\ &= W_+(X) \mu_+(X) - \psi_+ + (1 - \Gamma) \sum_{x \in \mathcal{X}} p_X(x) \mu_+(x) \frac{\mathbb{1}_{\{X=x\}}}{p_X(x)} [Z - e(X)] \\ &\quad + \sum_{x \in \mathcal{X}} p_X(x) W_+(x) \frac{\mathbb{1}_{\{X=x, Z=1\}}}{p_{X,Z}(x, z)} \left[ Y - \mathbb{E}_{Y|X,1}[Y] - Y \mathbb{1}_{\{Y \leq Q(X)\}} + \mathbb{E}_{Y|X,1}[Y \mathbb{1}_{\{Y \leq Q(X)\}}] \right. \\ &\quad \left. - (\alpha_* - \mathbb{1}_{\{Y \leq Q(X)\}}) Q(X) \right] \\ &= [(1 - \Gamma)Z + \Gamma] \mu_+(X) - \psi_+ + \frac{W_+(X)Z}{e(X)} \left[ (1 - \alpha_* - \mathbb{1}_{\{Y > Q(X)\}}) Q(X) + Y \mathbb{1}_{\{Y > Q(X)\}} - \mu_+(X) \right]. \end{aligned}$$

The first term in the third equality is attained by Lemma 1. In the fourth equality, the second term is obtained by Lemma 2, and the third term is obtained by Lemmas 2 and 3. Next, we define

$$f_+(X, Y) = (1 - \alpha_* - \mathbb{1}_{\{Y > Q(X)\}}) Q(X) + Y \mathbb{1}_{\{Y > Q(X)\}}. \quad (31)$$

Denote  $\sum_{z=0}^1$  by  $\int dz$ . We next verify the expression of  $EIF(\psi_+)$ :

$$\begin{aligned} \mathbb{E}[EIF(\psi_+)(O)s(O)] &= \int \int \int EIF(\psi_+)(y, z, x) \frac{d}{d\epsilon} \log p_{Y,Z,X,\epsilon}(y, z, x) \Big|_{\epsilon=0} p_{Y,Z,X}(y, z, x) dy dz dx \\ &= \int \int \int EIF(\psi_+)(y, z, x) \frac{d}{d\epsilon} p_{Y|X,Z,\epsilon}(y | x, z) \Big|_{\epsilon=0} p_{Z|X}(z | x) p_X(x) dy dz dx \\ &\quad + \int \int \int EIF(\psi_+)(y, z, x) \frac{d}{d\epsilon} p_{Z|X,\epsilon}(z | x) \Big|_{\epsilon=0} p_{Y|X,Z}(y | x, z) p_X(x) dy dz dx \\ &\quad + \int \int \int EIF(\psi_+)(y, z, x) \frac{d}{d\epsilon} p_{X,\epsilon}(x) \Big|_{\epsilon=0} p_{Y|X,Z}(y | x, z) p_{Z|X}(z | x) dy dz dx \\ &= \int \int [W_+(x)[f_+(x, y) - \mu_+(x)] + e(x)\mu_+(x)] \frac{d}{d\epsilon} p_{Y|X,Z,\epsilon}(y | x, 1) \Big|_{\epsilon=0} p_X(x) dy dx \\ &\quad + \int \int \Gamma \mu_+(x) \frac{d}{d\epsilon} p_{Y|X,Z,\epsilon}(y | x, 0) \Big|_{\epsilon=0} [1 - e(x)] p_X(x) dy dx \\ &\quad + \underbrace{\int \mu_+(x) \frac{d}{d\epsilon} e_\epsilon(x) \Big|_{\epsilon=0} p_X(x) dx + \int \Gamma \mu_+(x) \frac{d}{d\epsilon} [1 - e_\epsilon(x)] \Big|_{\epsilon=0} p_X(x) dx}_{(*)} \\ &\quad + \underbrace{\int \mu_+(x) e(x) \frac{d}{d\epsilon} p_{X,\epsilon}(x) \Big|_{\epsilon=0} dx + \int \Gamma \mu_+(x) [1 - e(x)] \frac{d}{d\epsilon} p_{X,\epsilon}(x) \Big|_{\epsilon=0} dx}_{(**)} \\ &= \int W_+(x) \frac{d}{d\epsilon} \mu_{+,\epsilon}(x) \Big|_{\epsilon=0} p_X(x) dx + \underbrace{\frac{d}{d\epsilon} \int W_+(x) \mu_+(x) p_X(x) dx \Big|_{\epsilon=0}}_{=0} \\ &\quad + \underbrace{\int \mu_+(x) \frac{d}{d\epsilon} W_{+,\epsilon}(x) \Big|_{\epsilon=0} p_X(x) dx}_{(*)} + \underbrace{\int W_+(x) \mu_+(x) \frac{d}{d\epsilon} p_{X,\epsilon}(x) \Big|_{\epsilon=0} dx}_{(**)} \\ &= \frac{d\psi_{+,\epsilon}}{d\epsilon} \Big|_{\epsilon=0}, \end{aligned}$$

as required by (24). The first term in the penultimate equality attained by

$$\begin{aligned} &\int [f_+(x, y) - \mu_+(x)] \frac{d}{d\epsilon} p_{Y|X,Z,\epsilon}(y | x, 1) \Big|_{\epsilon=0} dy \\ &= \int \int \int \underbrace{\frac{\mathbb{1}_{\{x'=x, z=1\}}}{p_{X,Z}(x', z)}}_{= EIF\{\mu_+(x)\} \text{ by Lemma 2}} [f_+(x', y) - \mu_+(x')] \log p_{Y|X,Z,\epsilon}(y | x', z) \Big|_{\epsilon=0} p_{Y,Z,X}(y, z, x') dy dz dx' \\ &= \int \int \int EIF\{\mu_+(x)\} \underbrace{\frac{d}{d\epsilon} \log p_{Y,Z,X,\epsilon}(y, z, x') \Big|_{\epsilon=0}}_{=s(y,z,x')} p_{Y,Z,X}(y, z, x') dy dz dx' \\ &\quad - \int \int \int \underbrace{EIF\{\mu_+(x)\} p_{Y|X,Z}(y | x', z) dy}_{=0} \frac{d}{d\epsilon} \log p_{X,Z,\epsilon}(x, z) \Big|_{\epsilon=0} p_{X,Z}(x', z) dz dx' \end{aligned}$$

$$= \int \int \int EIF\{\mu_+(x)\} s(y, z, x') p_{Y,Z,X}(y, z, x') dy dz dx' = \frac{d}{d\epsilon} \mu_{+,\epsilon}(x) \Big|_{\epsilon=0}.$$

The proof for  $EIF(\psi_-) = \phi_-(O) - \psi_-$  follows the same steps so omitted here. The only differences are replacing  $\Gamma$  by  $\Gamma^{-1}$  and truncating  $Y$  below the quantile rather than above.  $\square$

## I Proof of Proposition 6

*Proof Sketch.* Define the expected outcomes above and low the estimated quantile,

$$\hat{\mu}_+(X) = \mathbb{E}_{Y|X,1}[Y \mathbb{1}_{\{Y > \hat{Q}(X)\}}] \quad \text{and} \quad \hat{\mu}_-(X) = \mathbb{E}_{Y|X,1}[Y \mathbb{1}_{\{Y < \hat{Q}(X)\}}].$$

In the subsection below, we prove that  $\text{Bias}(\hat{\phi} | \hat{\eta}) = \text{Bias}_1(\hat{\phi} | \hat{\eta}) + \text{Bias}_2(\hat{\phi} | \hat{\eta})$ , where

$$\begin{aligned} \text{Bias}_1(\hat{\phi} | \hat{\eta}) &= \Gamma \mathbb{E} \left\{ \frac{\hat{e}(X) - e(X)}{\hat{e}(X)} \left[ \left( \mathbb{P}_{Y|X,1}\{Y > \hat{Q}(X)\} - [1 - \alpha_*] \right) \hat{Q}(X) + \hat{\mu}_+(X) - \mu_+(X) \right] \mid \hat{\eta} \right\} \\ &\quad + \Gamma^{-1} \mathbb{E} \left\{ \frac{\hat{e}(X) - e(X)}{\hat{e}(X)} \left[ \left( \mathbb{P}_{Y|X,1}\{Y < \hat{Q}(X)\} - \alpha_* \right) \hat{Q}(X) + \hat{\mu}_-(X) - \mu_-(X) \right] \mid \hat{\eta} \right\} \quad \text{and} \\ \text{Bias}_2(\hat{\phi} | \hat{\eta}) &= \mathbb{E} \left\{ \left( W_+(X) - W_-(X) \right) \left( \left[ \hat{Q}(X) - Q(X) \right] \left[ \mathbb{P}_{Y|X,1}\{Y < \hat{Q}(X)\} - \alpha_* \right] \right. \right. \\ &\quad \left. \left. - \mathbb{E}_{Y|X,1} \left[ |Y - Q(X)| \mathbb{1}_{\{Q(X) \wedge \hat{Q}(X) < Y < Q(X) \vee \hat{Q}(X)\}} \right] \right) \mid \hat{\eta} \right\}. \end{aligned}$$

In  $\text{Bias}_1(\hat{\phi} | \hat{\eta})$ , we can rewrite  $\hat{\mu}_+(X) - \mu_+(X) = \hat{\mu}_+(X) - \mu_+(X) + \mu_+(X) - \mu_+(X)$ . By definition,  $\hat{\mu}_+$  converges to  $\mu_+$  as fast as  $\hat{Q}$  converges to  $Q$ , i.e.,

$$\hat{\mu}_+(X) - \mu_+(X) \lesssim \mathbb{E}_{Y|X,1}[Y \mathbb{1}_{\{Q(X) \wedge \hat{Q}(X) < Y < Q(X) \vee \hat{Q}(X)\}}] \lesssim |\hat{Q}(X) - Q(X)|.$$

The same argument applies to  $\mu_-(X) - \hat{\mu}_-(X)$ . Thus,  $\text{Bias}_1(\hat{\phi} | \hat{\eta}) = o_{\mathbb{P}}(n^{-1/2})$  by Cauchy-Schwarz and Assumption 2. Next, we have  $\text{Bias}_2(\hat{\phi} | \hat{\eta}) \lesssim \mathbb{E}\{[\hat{Q}(X) - Q(X)]^2 | \hat{\eta}\} = o_{\mathbb{P}}(n^{-1/2})$  by

$$W_+(X) - W_-(X) < \Gamma - \Gamma^{-1}, \mathbb{P}_{Y|X,1}\{Y < \hat{Q}(X)\} - \alpha_* = O_{\mathbb{P}}(|\hat{Q}(X) - Q(X)|),$$

and  $|Y - Q(X)| \leq |\hat{Q}(X) - Q(X)|$  under the event  $Q(X) \wedge \hat{Q}(X) < Y < Q(X) \vee \hat{Q}(X)$ . The probability of the event also decays as fast as  $|\hat{Q}(X) - Q(X)|$ .  $\square$

### I.1 Bias expression

*Proof.* By definition,  $\phi(O; \hat{\eta}) = \phi_+(O; \hat{\eta}) + \phi_-(O; \hat{\eta})$ . Following (31), we define

$$\hat{f}_+(X, Y) = (1 - \alpha_* - \mathbb{1}_{\{Y > \hat{Q}(X)\}}) \hat{Q}(X) + Y \mathbb{1}_{\{Y > \hat{Q}(X)\}},$$

We rewrite the uncentered EIF  $\phi_+(O; \hat{\eta})$  as

$$\phi_+(O; \hat{e}, \hat{Q}, \hat{\mu}_+) := \frac{Z \hat{W}_+(X)}{\hat{e}(X)} \left[ \hat{f}_+(X, Y) - \hat{\mu}_+(X) \right] + [(1 - \Gamma)Z + \Gamma] \hat{\mu}_+(X)$$

$$\begin{aligned}
&= \frac{Z\hat{W}_+(X)}{\hat{e}(X)} \left[ \hat{f}_+(X, Y) - \hat{\mu}_+(X) \right] + [(1 - \Gamma)Z + \Gamma] \left[ \hat{\mu}_+(X) - \hat{f}_+(X, Y) \right] \\
&\quad + [(1 - \Gamma)Z + \Gamma] \hat{f}_+(X, Y).
\end{aligned}$$

The difference  $\phi_+(O; \hat{e}, \hat{Q}, \hat{\mu}_+) - \phi_+(O; e, Q, \mu_+)$  can be written as

$$\begin{aligned}
&\underbrace{\phi_+(O; \hat{e}, \hat{Q}, \hat{\mu}_+) - \phi_+(O; e, \hat{Q}, \hat{\mu}_+)}_{(a)} + \underbrace{\phi_+(O; e, \hat{Q}, \hat{\mu}_+) - \phi_+(O; e, Q, \mu_+)}_{(b)} \\
&= \underbrace{\Gamma Z [1/\hat{e}(X) - 1/e(X)] \left[ \hat{f}_+(X, Y) - \hat{\mu}_+(X) \right]}_{(a) \text{ by the first expression of } \phi_+ \text{ above}} + \underbrace{[(1 - \Gamma)Z + \Gamma] \left[ \hat{f}_+(X, Y) - f_+(X, Y) \right]}_{(b-1)} \\
&\quad + \underbrace{\Gamma [Z/e(X) - 1] \left[ \hat{f}_+(X, Y) - \hat{\mu}_+(X) - f_+(X, Y) + \mu_+(X) \right]}_{(b-2)}.
\end{aligned}$$

Because the expectation of  $[Z/e(X) - 1]$  conditional on  $X$  is 0, we have

$$\begin{aligned}
\text{Bias}(\hat{\phi}_+ | \hat{\eta}) &= \mathbb{E} \left\{ \phi_+(O; \hat{e}, \hat{Q}, \hat{\mu}_+) - \phi_+(O; e, \hat{Q}, \hat{\mu}_+) + \phi_+(O; e, \hat{Q}, \hat{\mu}_+) - \phi_+(O; e, Q, \mu_+) \mid \hat{\eta} \right\} \\
&= \mathbb{E} \left\{ \frac{\hat{e}(X) - e(X)}{\hat{e}(X)} \left[ \hat{\mu}_+(X) - \mathbb{E}_{Y|X,1}[\hat{f}_+(X, Y)] \right] \mid \hat{\eta} \right\} \\
&\quad + \mathbb{E} \left\{ \frac{ZW_+(X)}{e(X)} [\hat{f}_+(X, Y) - f_+(X, Y)] \mid \hat{\eta} \right\}.
\end{aligned}$$

Like above, we define the functions

$$\begin{aligned}
f_-(X, Y) &= (\alpha_* - \mathbb{1}_{\{Y < Q(X)\}})Q(X) + Y\mathbb{1}_{\{Y < Q(X)\}}, \\
\hat{f}_-(X, Y) &= (\alpha_* - \mathbb{1}_{\{Y < \hat{Q}(X)\}})\hat{Q}(X) + Y\mathbb{1}_{\{Y < \hat{Q}(X)\}}.
\end{aligned}$$

We can rewrite  $\phi_-(O; \hat{\eta})$  as

$$\phi_-(O; \hat{e}, \hat{Q}, \hat{\mu}_-) = \frac{Z\hat{W}_-(X)}{\hat{e}(X)} \left[ \hat{f}_-(X, Y) - \hat{\mu}_-(X) \right] + [(1 - \Gamma^{-1})Z + \Gamma^{-1}] \hat{\mu}_-(X)$$

and show that

$$\begin{aligned}
\text{Bias}(\hat{\phi}_- | \hat{\eta}) &= \Gamma^{-1} \mathbb{E} \left\{ \frac{\hat{e}(X) - e(X)}{\hat{e}(X)} \left[ \hat{\mu}_-(X) - \mathbb{E}_{Y|X,1}[\hat{f}_-(X, Y)] \right] \mid \hat{\eta} \right\} \\
&\quad + \mathbb{E} \left\{ \frac{ZW_-(X)}{e(X)} \left[ \hat{f}_-(X, Y) - f_-(X, Y) \right] \mid \hat{\eta} \right\}.
\end{aligned}$$

Summing up the first terms in  $\text{Bias}(\hat{\phi}_+ | \hat{\eta})$  and  $\text{Bias}(\hat{\phi}_- | \hat{\eta})$  proves the expression of  $\text{Bias}_1(\hat{\phi} | \hat{\eta})$  above. The expression  $\text{Bias}_2(\hat{\phi} | \hat{\eta})$  can be derived from the second terms,

$$\mathbb{E} \left\{ W_+(X) \left[ \hat{f}_+(X, Y) - f_+(X, Y) \right] + W_-(X) \left[ \hat{f}_-(X, Y) - f_-(X, Y) \right] \mid Z = 1, \hat{\eta} \right\}. \quad (32)$$

In this expectation, we first consider the terms of trimmed outcomes,

$$\begin{aligned}
&W_+(X) \left[ Y\mathbb{1}_{\{Y > \hat{Q}(X)\}} - Y\mathbb{1}_{\{Y > Q(X)\}} \right] + W_-(X) \left[ Y\mathbb{1}_{\{Y < \hat{Q}(X)\}} - Y\mathbb{1}_{\{Y < Q(X)\}} \right] \\
&= \begin{cases} 0, & \text{if } Y > \hat{Q}(X), Y > Q(X); \\ W_-(X)Y - W_+(X)Y, & \text{if } Y < \hat{Q}(X), Y > Q(X); \\ W_+(X)Y - W_-(X)Y, & \text{if } Y > \hat{Q}(X), Y < Q(X); \\ 0, & \text{if } Y < \hat{Q}(X), Y < Q(X). \end{cases}
\end{aligned}$$

Then, we consider the other terms,

$$\begin{aligned}
& \underbrace{W_+(X) \left[ 1 - \alpha_* - \mathbb{1}_{\{Y > \hat{Q}(X)\}} \right] \hat{Q}(X) + W_-(X) \left[ \alpha_* - \mathbb{1}_{\{Y < \hat{Q}(X)\}} \right] \hat{Q}(X)}_{(a)} \\
& \underbrace{-W_+(X) \left[ 1 - \alpha_* - \mathbb{1}_{\{Y > \hat{Q}(X)\}} \right] Q(X) - W_-(X) \left[ \alpha_* - \mathbb{1}_{\{Y < \hat{Q}(X)\}} \right] Q(X)}_{-(b)} \\
& \underbrace{W_+(X) \left[ 1 - \alpha_* - \mathbb{1}_{\{Y > \hat{Q}(X)\}} \right] Q(X) + W_-(X) \left[ \alpha_* - \mathbb{1}_{\{Y < \hat{Q}(X)\}} \right] Q(X)}_{+(b)} \\
& \underbrace{-W_+(X) \left[ 1 - \alpha_* - \mathbb{1}_{\{Y > Q(X)\}} \right] Q(X) - W_-(X) \left[ \alpha_* - \mathbb{1}_{\{Y < Q(X)\}} \right] Q(X)}_{(c)} \\
= & \underbrace{W_+(X) \left[ 1 - \alpha_* - \mathbb{1}_{\{Y > \hat{Q}(X)\}} \right] \left[ \hat{Q}(X) - Q(X) \right] + W_-(X) \left[ \alpha_* - \mathbb{1}_{\{Y < \hat{Q}(X)\}} \right] \left[ \hat{Q}(X) - Q(X) \right]}_{(a)-(b)} \\
& \underbrace{+W_+(X) \left[ -\mathbb{1}_{\{Y > \hat{Q}(X)\}} + \mathbb{1}_{\{Y > Q(X)\}} \right] Q(X) + W_-(X) \left[ -\mathbb{1}_{\{Y < \hat{Q}(X)\}} + \mathbb{1}_{\{Y < Q(X)\}} \right] Q(X)}_{(b)-(c)} \\
= & [W_+(X) - W_-(X)] \left[ \mathbb{1}_{\{Y < \hat{Q}(X)\}} - \alpha_* \right] \left[ \hat{Q}(X) - Q(X) \right] + W_+(X) \mathbb{1}_{\{Y = \hat{Q}(X)\}} \left[ \hat{Q}(X) - Q(X) \right] \\
& + \begin{cases} 0, & \text{if } Y > \hat{Q}(X), Y > Q(X); \\ W_+(X)Q(X) - W_-(X)Q(X), & \text{if } Y < \hat{Q}(X), Y > Q(X); \\ W_-(X)Q(X) - W_+(X)Q(X), & \text{if } Y > \hat{Q}(X), Y < Q(X); \\ 0, & \text{if } Y < \hat{Q}(X), Y < Q(X). \end{cases}
\end{aligned}$$

Summing up the end of the last two equations shows that (32) can be written as the expectation of the product of  $W_+(X) - W_-(X)$  and

$$\left[ \hat{Q}(X) - Q(X) \right] \left[ \mathbb{1}_{\{Y < \hat{Q}(X)\}} - \alpha_* \right] + \begin{cases} 0, & \text{if } Y > \hat{Q}(X), Y > Q(X); \\ Q(X) - Y, & \text{if } Y < \hat{Q}(X), Y > Q(X); \\ Y - Q(X), & \text{if } Y > \hat{Q}(X), Y < Q(X); \\ 0, & \text{if } Y < \hat{Q}(X), Y < Q(X), \end{cases}$$

conditioning on  $Z = 1$  and  $\hat{\eta}$ . Further conditioning on  $X$  gives the expression of  $\text{Bias}_2(\hat{\phi} \mid \hat{\eta})$ .  $\square$

## J Proof of Theorems 2 and 5

### J.1 Two derivatives

We start by deriving two derivatives. To simplify the exposition, we denote

$$\begin{aligned}
g(X, Y) &= (\xi_X - Y) \mathbb{1}_{\{Y \leq \xi_X\}} \quad \text{and} \quad \bar{g}(X) = \mathbb{E}_{Y|X,1} [(\xi_X - Y) \mathbb{1}_{\{Y \leq \xi_X\}}], \\
b(X, Y) &= (\xi_X - Y) Y \mathbb{1}_{\{Y \leq \xi_X\}} \quad \text{and} \quad \bar{b}(X) = \mathbb{E}_{Y|X,1} [(\xi_X - Y) Y \mathbb{1}_{\{Y \leq \xi_X\}}].
\end{aligned}$$

It holds that  $b(X, Y) = g(X, Y)Y$ . First,

$$\begin{aligned}
\left. \frac{d\bar{g}_\epsilon(X)}{d\epsilon} \right|_{\epsilon=0} &= \left. \frac{d}{d\epsilon} \left\{ \int^{\xi_{X,\epsilon}} (\xi_{X,\epsilon} - y) p_{Y|X,1,\epsilon}(y) dy \right\} \right|_{\epsilon=0} \\
&= 0 \times \left. \frac{d\xi_{X,\epsilon}}{d\epsilon} \right|_{\epsilon=0} + \left. \frac{d\xi_{X,\epsilon}}{d\epsilon} \right|_{\epsilon=0} \mathbb{E}_{Y|X,1} [\mathbb{1}_{\{Y \leq \xi_X\}}] \\
&\quad + \left. \frac{d}{d\epsilon} \left\{ \int (\xi_X - y) \mathbb{1}_{\{Y \leq \xi_X\}} p_{Y|X,1,\epsilon}(y) dy \right\} \right|_{\epsilon=0} \\
&= \left. \frac{d\xi_{X,\epsilon}}{d\epsilon} \right|_{\epsilon=0} \mathbb{E}_{Y|X,1} [Y \mathbb{1}_{\{Y \leq \xi_X\}}] + \left. \frac{d}{d\epsilon} \mathbb{E}_{Y|X,1,\epsilon} [g(X, Y)] \right|_{\epsilon=0} \\
&= \left. \frac{d\xi_{X,\epsilon}}{d\epsilon} \right|_{\epsilon=0} \mathbb{E}_{Y|X,1} [\mathbb{1}_{\{Y \leq \xi_X\}}] + \mathbb{E} \left[ \frac{Z}{e(X)} [g(X, Y) - \bar{g}(X)] S(O) \mid X \right],
\end{aligned} \tag{33}$$

The last line uses the proof of Lemma 2, which implies that

$$\left. \frac{d}{d\epsilon} \mathbb{E}_{Y|X=x, Z=1,\epsilon} [g(X, Y)] \right|_{\epsilon=0} = \mathbb{E} \left[ \frac{Z}{e(X)} [g(X, Y) - \bar{g}(X)] S(O) \mid X = x \right].$$

Similarly, we can show that

$$\begin{aligned}
\left. \frac{d\bar{b}_\epsilon(X)}{d\epsilon} \right|_{\epsilon=0} &= \left. \frac{d}{d\epsilon} \left\{ \int^{\xi_{X,\epsilon}} (\xi_{X,\epsilon} - y) y p_{Y|X,1,\epsilon}(y) dy \right\} \right|_{\epsilon=0} \\
&= \left. \frac{d\xi_{X,\epsilon}}{d\epsilon} \right|_{\epsilon=0} \mathbb{E}_{Y|X,1} [Y \mathbb{1}_{\{Y \leq \xi_X\}}] + \mathbb{E} \left[ \frac{Z}{e(X)} [b(X, Y) - \bar{b}(X)] S(O) \mid X \right].
\end{aligned} \tag{34}$$

## J.2 Proof of Theorem 2

*Proof.* We first prove the EIF of  $\psi_2$ . We will use  $g(X, Y)$ ,  $\bar{g}(X)$ ,  $b(X, Y)$  and  $\bar{b}(X)$  in Appendix J.1. Differentiating both sides of  $\lambda\bar{g}(X) = 1 - e(X)$  and plugging in the derivative (33), we have

$$\lambda \left. \frac{d\xi_{X,\epsilon}}{d\epsilon} \right|_{\epsilon=0} = \mathbb{E} \left\{ \left[ \Pi_e(X, Y) + \frac{Z}{e(X)} \Pi_h(X, Y) \right] S(O) \mid X \right\}. \tag{35}$$

The term  $\Pi_h(X, Y)$  is derived using  $\lambda g(X, Y) = h_*(X, Y) - e(X)$  and  $\lambda\bar{g}(X) = 1 - e(X)$ . Then,

$$\begin{aligned}
&\left. \frac{d}{d\epsilon} \mathbb{E}_{Y|X,1,\epsilon} [h_{*,\epsilon}(X, Y)Y] \right|_{\epsilon=0} \\
&= \mathbb{E} \left[ \frac{Z}{e(X)} (h_*(X, Y)Y - \mathbb{E}_{Y|X,1} [h_*(X, Y)Y]) S(O) \mid X \right] + \left. \frac{d}{d\epsilon} \{ e_\epsilon(X) \mathbb{E}_{Y|X,1} [Y] + \lambda \xi_{X,\epsilon} \mathbb{E}_{Y|X,1} [Y \mathbb{1}_{\{Y \leq \xi_X\}}] \} \right|_{\epsilon=0} \\
&= \mathbb{E} \left[ \left( \frac{Z}{e(X)} [\Pi_h(X, Y) \mathbb{E}_{Y|X,1} [Y \mathbb{1}_{\{Y \leq \xi_X\}}] + h_*(X, Y)Y - \mathbb{E}_{Y|X,1} [h_*(X, Y)Y]] \right. \right. \\
&\quad \left. \left. + \Pi_e(X, Y) \mathbb{E}_{Y|X,1} [Y \mathbb{1}_{\{Y \leq \xi_X\}}] + [Z - e(X)] \mathbb{E}_{Y|X,1} [Y] \right) S(O) \mid X \right].
\end{aligned}$$

Applying Lemma 1 to  $\psi_2 = \mathbb{E}_{Y|Z=1} [h_*(X, Y)Y] = \mathbb{E}_X [\mathbb{E}_{Y|X,1} [h_*(X, Y)Y]]$ , we have

$$\left. \frac{d\psi_{2,\epsilon}}{d\epsilon} \right|_{\epsilon=0} = \mathbb{E}_X \left[ \left. \frac{d}{d\epsilon} \mathbb{E}_{Y|X,1,\epsilon} [h_{*,\epsilon}(X, Y)Y] \right|_{\epsilon=0} \right] + \left. \frac{d}{d\epsilon} \mathbb{E}_{X,\epsilon} [\mathbb{E}_{Y|X,1} [h_*(X, Y)Y]] \right|_{\epsilon=0}$$

$$\begin{aligned}
&= \mathbb{E} \left[ \left( \frac{Z}{e(X)} \left[ \Pi_h(X, Y) \mathbb{E}_{Y|X,1} [Y \mathbb{1}_{\{Y \leq \xi_X\}}] + h_*(X, Y) Y - \mathbb{E}_{Y|X,1} [h_*(X, Y) Y] \right] \right. \right. \\
&\quad \left. \left. \Pi_e(X, Y) \mathbb{E}_{Y|X,1} [Y \mathbb{1}_{\{Y \leq \xi_X\}}] + [Z - e(X)] \mathbb{E}_{Y|X,1} [Y] + \mathbb{E}_{Y|X,1} [h_*(X, Y) Y] - \psi_2 \right) S(O) \right].
\end{aligned}$$

which shows that  $EIF(\psi_2) = \phi_1(O) - \psi_2$  satisfies the definition in (24). We now consider the EIF of  $\psi_1$ . First, by the definition of  $h_*(X, Y)$  in Proposition 3, we have

$$\mathbb{E}_{Y|X,1} [h_*(X, Y)] = e(X)[2 - e(X)] + \lambda^2 \mathbb{E}_{Y|X,1} [g^2(X, Y)].$$

Using  $\lambda \bar{g}(X) = 1 - e(X)$ , we rewrite the derivative

$$\begin{aligned}
&\lambda^2 \frac{d}{d\epsilon} \mathbb{E}_{Y|X,1,\epsilon} [g_\epsilon^2(X, Y)] \Big|_{\epsilon=0} \\
&= 2\lambda[1 - e(X)] \frac{d\xi_{X,\epsilon}}{d\epsilon} \Big|_{\epsilon=0} + \lambda^2 \mathbb{E} \left[ \frac{Z}{e(X)} (g^2(X, Y) - \mathbb{E}_{Y|X,1} [g^2(X, Y)]) S(O) \mid X \right] \\
&= \mathbb{E} \left\{ \left[ \frac{Z}{e(X)} \left( 2[1 - e(X)] \Pi_h(X, Y) + \lambda^2 g^2(X, Y) - \lambda^2 \mathbb{E}_{Y|X,1} [g^2(X, Y)] \right) + 2[1 - e(X)] \Pi_e(X, Y) \right] S(O) \mid X \right\}
\end{aligned}$$

Applying Lemma 1 to  $\psi_1 = \mathbb{E}_{Y|Z=1} [h_*^2(X, Y)] = \mathbb{E} [\mathbb{E}_{Y|X,1} [h_*^2(X, Y)]]$ , we have

$$\begin{aligned}
\frac{d\psi_{1,\epsilon}}{d\epsilon} \Big|_{\epsilon=0} &= \mathbb{E}_X \left[ \frac{d}{d\epsilon} \mathbb{E}_{Y|X,1,\epsilon} [h_{*,\epsilon}^2(X, Y)] \Big|_{\epsilon=0} \right] + \frac{d}{d\epsilon} \mathbb{E}_{X,\epsilon} [\mathbb{E}_{Y|X,1} [h_*^2(X, Y)]] \Big|_{\epsilon=0} \\
&= \mathbb{E} \left[ \left( \frac{Z}{e(X)} \left[ 2[1 - e(X)] \Pi_h(X, Y) + \lambda^2 g^2(X, Y) - \lambda^2 \mathbb{E}_{Y|X,1} [g^2(X, Y)] \right] \right. \right. \\
&\quad \left. \left. + 2[1 - e(X)] [Z - e(X) + \Pi_e(X, Y)] + \mathbb{E}_{Y|X,1} [h_*^2(X, Y)] - \psi_1 \right) S(O) \right],
\end{aligned}$$

which shows that  $EIF(\psi_1) = \phi_1(O) - \psi_1$  satisfies the definition in (24).  $\square$

### J.3 Proof of Theorem 5

*Proof.* By the definition of  $\xi_X$  in (10),  $\bar{b}(X) = \Delta_X \bar{g}(X)$  for  $\Delta_X := \mathbb{E}_{Y|X,1} [Y] - \theta / [1 - e(X)]$ . Applying this equality to connect the derivative expressions for  $\bar{b}(X)$  and  $\bar{g}(X)$  in Appendix J.1.

$$\frac{d\bar{b}_\epsilon(X)}{d\epsilon} = \frac{d\Delta_{X,\epsilon}}{d\epsilon} \Big|_{\epsilon=0} \bar{g}(X) + \Delta_X \frac{d\bar{g}_\epsilon(X)}{d\epsilon} \Big|_{\epsilon=0},$$

Plugging in the expressions, we arrive at

$$\begin{aligned}
&\frac{d\xi_{X,\epsilon}}{d\epsilon} \Big|_{\epsilon=0} \mathbb{E}_{Y|X,1} [Y \mathbb{1}_{\{Y \leq \xi_X\}}] + \mathbb{E} \left[ \frac{Z}{e(X)} [b(X, Y) - \bar{b}(X)] S(O) \mid X \right] \\
&= \frac{d\Delta_{X,\epsilon}}{d\epsilon} \Big|_{\epsilon=0} \bar{g}(X) + \Delta_X \left\{ \frac{d\xi_{X,\epsilon}}{d\epsilon} \Big|_{\epsilon=0} \mathbb{E}_{Y|X,1} [\mathbb{1}_{\{Y \leq \xi_X\}}] + \mathbb{E} \left[ \frac{Z}{e(X)} [g(X, Y) - \bar{g}(X)] S(O) \mid X \right] \right\}.
\end{aligned}$$

Rearranging the terms and applying  $\bar{b}(X) = \Delta_X \bar{g}(X)$ , we have

$$\begin{aligned}
&\mathbb{E}_{Y|X,1} [(Y - \Delta_X) \mathbb{1}_{\{Y \leq \xi_X\}}] \frac{d\xi_{X,\epsilon}}{d\epsilon} \Big|_{\epsilon=0} + \bar{g}(X) \frac{d\Delta_{X,\epsilon}}{d\epsilon} \Big|_{\epsilon=0} \\
&= 2\bar{g}(X) \frac{d\Delta_{X,\epsilon}}{d\epsilon} \Big|_{\epsilon=0} + \mathbb{E} \left[ \frac{Z}{e(X)} (\Delta_X - Y) g(X, Y) S(O) \mid X \right] \tag{36} \\
&= \mathbb{E} \left\{ \left( \frac{Z}{e(X)} \left[ 2\bar{g}(X) (Y - \mathbb{E}_{Y|X,1} [Y]) + (\Delta_X - Y) g(X, Y) \right] - 2\bar{g}(X) \frac{\theta[Z - e(X)]}{[1 - e(X)]^2} \right) S(O) \mid X \right\}
\end{aligned}$$

Observe that  $\mathbb{E}_{Y|X,1} [(Y - \Delta_X)(\xi_X - Y)\mathbb{1}_{\{Y \leq \xi_X\}}] = \bar{b}(X) - \Delta_X \bar{g}(X) = 0$ , which implies that

$$(\xi_X - \Delta_X)\bar{g}(X) = \mathbb{E}_{Y|X,1} [g^2(X, Y)], \quad (37)$$

$$\begin{aligned} \mathbb{E}_{Y|X,1} [h_*^2(X, Y)] &= e^2(X) + 2e(X)\lambda_X \bar{g}(X) + \lambda_X^2 \mathbb{E}_{Y|X,1} [g^2(X, Y)] \\ &= 2e(X) - e^2(X) + [1 - e(X)]^2 (\xi_X - \Delta_X) / \bar{g}(X). \end{aligned} \quad (38)$$

Using (33), (36) and (37), we rewrite the derivative

$$\begin{aligned} & [1 - e(X)]^2 \frac{d}{d\epsilon} [(\xi_{X,\epsilon} - \Delta_{X,\epsilon}) / \bar{g}_\epsilon(X)] \Big|_{\epsilon=0} \\ &= \lambda_X^2 \left\{ \left( \frac{d\xi_{X,\epsilon}}{d\epsilon} \Big|_{\epsilon=0} - \frac{d\Delta_{X,\epsilon}}{d\epsilon} \Big|_{\epsilon=0} \right) \bar{g}(X) - (\xi_X - \Delta_X) \frac{d\bar{g}_\epsilon(X)}{d\epsilon} \Big|_{\epsilon=0} \right\} \\ &= -\lambda_X^2 \left\{ \mathbb{E}_{Y|X,1} [(Y - \Delta_X)\mathbb{1}_{\{Y \leq \xi_X\}}] \frac{d\xi_{X,\epsilon}}{d\epsilon} \Big|_{\epsilon=0} + \bar{g}(X) \frac{d\Delta_{X,\epsilon}}{d\epsilon} \Big|_{\epsilon=0} \right. \\ &\quad \left. + (\xi_X - \Delta_X) \mathbb{E} \left[ \frac{Z}{e(X)} [g(X, Y) - \bar{g}(X)] S(O) \mid X \right] \right\} \\ &= \mathbb{E} \left\{ \left[ \frac{Z}{e(X)} \left( -2\lambda_X [1 - e(X)] (Y - \mathbb{E}_{Y|X,1}[Y]) - \lambda_X^2 g^2(X, Y) + \lambda_X^2 \mathbb{E}_{Y|X,1} [g^2(X, Y)] \right) \right. \right. \\ &\quad \left. \left. + 2\theta [Z - e(X)] / \bar{g}(X) \right] S(O) \mid X \right\}. \end{aligned}$$

We can rewrite the remaining derivative of (38) as

$$\begin{aligned} & \frac{d}{d\epsilon} [2e_\epsilon(X) - e_\epsilon^2(X)] \Big|_{\epsilon=0} + \frac{d}{d\epsilon} [1 - e_\epsilon(X)]^2 \Big|_{\epsilon=0} (\xi_X - \Delta_X) / \bar{g}(X) \\ &= \mathbb{E} \left\{ 2[Z - e(X)][1 - e(X) - \lambda_X(\xi_X - \Delta_X)] S(O) \mid X \right\} \end{aligned}$$

Combing the derivatives and applying Lemma 1 to  $\psi_0 = \mathbb{E}_{Y|Z=1} [h_*^2(X, Y)] = \mathbb{E} [\mathbb{E}_{Y|X,1} [h_*^2(X, Y)]]$ ,

$$\begin{aligned} \frac{d\psi_{0,\epsilon}}{d\epsilon} \Big|_{\epsilon=0} &= \mathbb{E}_X \left[ \frac{d}{d\epsilon} \mathbb{E}_{Y|X,1,\epsilon} [h_{*,\epsilon}^2(X, Y)] \Big|_{\epsilon=0} \right] + \frac{d}{d\epsilon} \mathbb{E}_{X,\epsilon} [\mathbb{E}_{Y|X,1} [h_*^2(X, Y)]] \Big|_{\epsilon=0} \\ &= \mathbb{E} \left\{ \left[ \frac{Z}{e(X)} \left( -2\lambda_X [1 - e(X)] (Y - \mathbb{E}_{Y|X,1}[Y]) - \lambda_X^2 g^2(X, Y) + \lambda_X^2 \mathbb{E}_{Y|X,1} [g^2(X, Y)] \right) \right. \right. \\ &\quad \left. \left. + 2\lambda_X [Z - e(X)] \mathbb{E}_{Y|X,1} [(Y - \xi_X)\mathbb{1}_{\{Y > \xi_X\}}] + \mathbb{E}_{Y|X,1} [h_*^2(X, Y)] - \psi_0 \right] S(O) \right\}, \end{aligned}$$

which shows that  $EIF(\psi_0) = \phi_0(O) - \psi_0$  satisfies the definition in (24).  $\square$

## K Proof of Proposition 7

*Proof. Bias of  $\hat{\phi}_1$ .* Evaluated at the roots  $\xi_X$  and  $\hat{\xi}_X$ ,  $\hat{f}_{\lambda,X}(\hat{\xi}_X) = f_{\lambda,X}(\xi_X)$ . Under Assumption 3,

$$\begin{aligned} & \hat{\mathbb{E}}_{Y|X,1} [(\hat{\xi}_X - Y)\mathbb{1}_{\{Y \leq \hat{\xi}_X\}}] - \mathbb{E}_{Y|X,1} [(\xi_X - Y)\mathbb{1}_{\{Y \leq \xi_X\}}] = \frac{e(X) - \hat{e}(X)}{\lambda} \\ & (\hat{\xi}_X - \xi_X) \mathbb{E}_{Y|X,1} [\mathbb{1}_{\{Y \leq \hat{\xi}_X\}} \mid \hat{\eta}] - \mathbb{E}_{Y|X,1} [(\xi_X - Y)(\mathbb{1}_{\{Y \leq \xi_X\}} - \mathbb{1}_{\{Y \leq \hat{\xi}_X\}}) \mid \hat{\eta}] = o_{\mathbb{P}}(n^{-1/4}) \\ & O_{\mathbb{P}}(\xi_X - \hat{\xi}_X) + O_{\mathbb{P}} \left( \mathbb{P}_{Y|X,1} \left\{ \xi_X \wedge \hat{\xi}_X \leq Y \leq \xi_X \vee \hat{\xi}_X \mid \hat{\eta} \right\} \right) = o_{\mathbb{P}}(n^{-1/4}) \\ & \hat{\xi}_X - \xi_X = o_{\mathbb{P}}(n^{-1/4}). \end{aligned} \quad (39)$$



By the definition of  $h_*(X, Y)$  in Proposition 3, we have

$$\begin{aligned}\mathbb{E}_{Y|X,1}[h_*^2(X, Y)] &= e(X)[2 - e(X)] + \lambda^2 \mathbb{E}_{Y|X,1}[g^2(X, Y)], \\ \hat{\mathbb{E}}_{Y|X,1}[\hat{h}_*^2(X, Y)] &= \hat{e}(X)[2 - \hat{e}(X)] + \lambda^2 \hat{\mathbb{E}}_{Y|X,1}[\hat{g}^2(X, Y)].\end{aligned}\quad (40)$$

The conditional bias  $\text{Bias}_{Y,Z|X}(\hat{\phi}_1 | \hat{\eta}) = \mathbb{E}_{Y,Z|X}[\hat{\phi}_1(X, Y, Z) - h_*^2(X, Y) | \hat{\eta}]$  can be written as

$$\begin{aligned}& \left\{ \frac{e(X)}{\hat{e}(X)} - 1 \right\} \left\{ 2[1 - \hat{e}(X)] \mathbb{E}_{Y|X,1}[\hat{\Pi}_h(X, Y)] + \lambda^2 \mathbb{E}_{Y|X,1}[\hat{g}^2(X, Y) | \hat{\eta}] - \lambda^2 \hat{\mathbb{E}}_{Y|X,1}[\hat{g}^2(X, Y)] \right\} \\ & + \mathbb{E}_{Y,Z|X} \left\{ 2[1 - \hat{e}(X)][Z - \hat{e}(X)] + \lambda^2 \hat{g}^2(X, Y) - \lambda^2 \hat{\mathbb{E}}_{Y|X,1}[\hat{g}^2(X, Y)] + \hat{\mathbb{E}}_{Y|X,1}[\hat{h}_*^2(X, Y)] - h_*^2(X, Y) \mid \hat{\eta} \right\} \\ & + 2[1 - \hat{e}(X)] \mathbb{E}_{Y,Z|X}[\hat{\Pi}_h(X, Y) + \hat{\Pi}_e(X, Y) | \hat{\eta}]\end{aligned}\quad (41)$$

By  $\mathbb{E}_{Y|X,1}[\Pi_h(X, Y)] = 0$  and Assumption 3, the first line of (41) is  $o_{\mathbb{P}}(n^{-1/2})$ . Using (40), we rewrite the second line of (41) as

$$\begin{aligned}& 2e(X)[1 - \hat{e}(X)]^2 - 2[1 - e(X)]\hat{e}(X)[1 - \hat{e}(X)] + \lambda^2 \mathbb{E}_{Y|X,1}[\hat{g}^2(X, Y) | \hat{\eta}] + \hat{e}(X)[2 - \hat{e}(X)] \\ & \quad - e(X)[2 - e(X)] - \lambda^2 \mathbb{E}_{Y|X,1}[g^2(X, Y)] \\ & = [\hat{e}(X) - e(X)]^2 + \lambda^2 \mathbb{E}_{Y|X,1}[\hat{g}^2(X, Y) - g^2(X, Y) | \hat{\eta}] \\ & = \lambda^2 \mathbb{E}_{Y|X,1}[\hat{g}^2(X, Y) - g^2(X, Y) | \hat{\eta}] + o_{\mathbb{P}}(n^{-1/2}).\end{aligned}$$

By the definition of  $h_*(X, Y)$  and  $\hat{h}_*(X, Y)$ , we rewrite the third line of (41) as

$$\begin{aligned}& \frac{2\lambda \hat{\mathbb{E}}_{Y|X,1}[\hat{g}(X, Y)]}{\hat{\mathbb{E}}_{Y|X,1}[\mathbb{1}_{\{Y \leq \hat{\xi}_X\}}]} \left\{ \mathbb{E}_{Y|X,1}[h_*(X, Y) - \hat{h}_*(X, Y) | \hat{\eta}] + e(X)[\hat{e}(X) - 1] + [1 - e(X)]\hat{e}(X) \right\} \\ & = 2\lambda^2 \hat{\mathbb{E}}_{Y|X,1,Y \leq \hat{\xi}_X}[\hat{g}(X, Y)] \mathbb{E}_{Y|X,1}[g(X, Y) - \hat{g}(X, Y) | \hat{\eta}]\end{aligned}\quad (42)$$

Combine the remaining terms in the last two equations,

$$\begin{aligned}& \lambda^2 \mathbb{E}_{Y|X,1}[\hat{g}^2(X, Y) - g^2(X, Y) | \hat{\eta}] + 2\lambda^2 \hat{\mathbb{E}}_{Y|X,1,Y \leq \hat{\xi}_X}[\hat{g}(X, Y)] \mathbb{E}_{Y|X,1}[g(X, Y) - \hat{g}(X, Y) | \hat{\eta}] \\ & = \lambda^2 \mathbb{E}_{Y|X,1} \left\{ \left[ \hat{g}(X, Y) + g(X, Y) - 2\hat{\mathbb{E}}_{Y|X,1,Y \leq \hat{\xi}_X}[\hat{g}(X, Y)] \right] \left[ \hat{g}(X, Y) - g(X, Y) \right] \mid \hat{\eta} \right\} \\ & \leq \lambda^2 \mathbb{E}_{Y|X,1} \left\{ \left[ \hat{g}(X, Y) + g(X, Y) - 2\hat{\mathbb{E}}_{Y|X,1,Y \leq \hat{\xi}_X}[\hat{g}(X, Y)] \right] \times 0 \times \mathbb{1}_{\{Y > \xi_X \vee \hat{\xi}_X\}} \mid \hat{\eta} \right\} \\ & \quad + \lambda^2 \mathbb{E}_{Y|X,1} \left\{ \left[ \hat{\xi}_X - Y + \xi_X - Y - 2\hat{\xi}_X + 2\hat{\mathbb{E}}_{Y|X,1,Y \leq \hat{\xi}_X}[Y] \right] \times [\hat{\xi}_X - \xi_X] \times \mathbb{1}_{\{Y \leq \xi_X \wedge \hat{\xi}_X\}} \mid \hat{\eta} \right\} \\ & \quad + \lambda^2 \mathbb{E}_{Y|X,1} \left\{ \left[ \hat{g}(X, Y) + g(X, Y) - 2\hat{\mathbb{E}}_{Y|X,1,Y \leq \hat{\xi}_X}[\hat{g}(X, Y)] \right] \times |\hat{\xi}_X - \xi_X| \times \mathbb{1}_{\{\xi_X \wedge \hat{\xi}_X < Y \leq \xi_X \vee \hat{\xi}_X\}} \mid \hat{\eta} \right\} \\ & \leq 2\lambda^2 \left\{ \hat{\xi}_X - \xi_X \right\} \left\{ \hat{\mathbb{E}}_{Y|X,1,Y \leq \hat{\xi}_X}[Y] - \mathbb{E}_{Y|X,1,Y \leq \xi_X \wedge \hat{\xi}_X}[Y | \hat{\eta}] \right\} + O_{\mathbb{P}}([\hat{\xi}_X - \xi_X]^2) = o_{\mathbb{P}}(1/\sqrt{n}).\end{aligned}$$

The last inequality is attained using  $\mathbb{P}_{Y|X,1}\{\xi_X \wedge \hat{\xi}_X < Y \leq \xi_X \vee \hat{\xi}_X | \hat{\eta}\} = O_{\mathbb{P}}(|\hat{\xi}_X - \xi_X|)$ . The last equality is intuitive by (39) and Assumption 3; we prove it formally in (46). Based on (41) and the equations above, we arrive at an upper bound for the bias of  $\hat{\phi}_1$ :

$$\text{Bias}(\hat{\phi}_1 | \hat{\eta}) \lesssim (\|\hat{e} - e\| + \|\hat{\xi}_X - \xi_X\|) \|\hat{p}_{Y|X,1} - p_{Y|X,1}\| + \|\hat{e} - e\|^2 + \|\hat{\xi}_X - \xi_X\|^2. \quad (43)$$

**Bias of  $\hat{\phi}_2$ .** We write  $\text{Bias}_{Y,Z|X}(\hat{\phi}_2 | \hat{\eta}) = \mathbb{E}_{Y,Z|X}[\hat{\phi}_2(X, Y, Z) - h_*(X, Y)Y | \hat{\eta}]$  as

$$\begin{aligned} & \left\{ \frac{e(X)}{\hat{e}(X)} - 1 \right\} \left\{ \hat{\Pi}_h(X, Y) \hat{\mathbb{E}}[Y \mathbb{1}_{\{Y \leq \hat{\xi}_X\}}] + \mathbb{E}_{Y|X,1}[\hat{h}_*(X, Y)Y | \hat{\eta}] - \hat{\mathbb{E}}_{Y|X,1}[\hat{h}_*(X, Y)Y] \right\} \\ & + \mathbb{E}_{Y,Z|X} \left\{ [Z - \hat{e}(X)] \hat{\mathbb{E}}_{Y|X,1}[Y] + \hat{h}_*(X, Y)Y - h_*(X, Y)Y \mid \hat{\eta} \right\} \\ & + \mathbb{E}_{Y,Z|X} \left\{ \hat{\Pi}_h(X, Y) + \hat{\Pi}_e(X, Y) \mid \hat{\eta} \right\} \hat{\mathbb{E}}[Y \mathbb{1}_{\{Y \leq \hat{\xi}_X\}}] \end{aligned} \quad (44)$$

Like above, the first line of (44) is  $o_{\mathbb{P}}(n^{-1/2})$ . The second line of (44) can be written as

$$\begin{aligned} & \left\{ \hat{e}(X) - e(X) \right\} \left\{ \mathbb{E}_{Y|X,1}[Y] - \hat{\mathbb{E}}_{Y|X,1}[Y] \right\} + \lambda \mathbb{E}_{Y|X,1}[\hat{g}(X, Y)Y - g(X, Y)Y | \hat{\eta}] \\ & = \lambda \mathbb{E}_{Y|X,1} \left\{ [\hat{g}(X, Y) - g(X, Y)]Y \mid \hat{\eta} \right\} + o_{\mathbb{P}}(n^{-1/2}) \end{aligned}$$

Like (42), we can rewrite the third line of (44) as  $\lambda \mathbb{E}_{Y|X,1}[g(X, Y) - \hat{g}(X, Y) | \hat{\eta}] \hat{\mathbb{E}}_{Y|X,1, Y \leq \hat{\xi}_X}[Y \mathbb{1}_{\{Y \leq \hat{\xi}_X\}}]$ . Combine the remaining terms in the last two equations,

$$\begin{aligned} & \lambda \mathbb{E}_{Y|X,1} \left\{ [\hat{g}(X, Y) - g(X, Y)] \left[ Y - \hat{\mathbb{E}}[Y \mathbb{1}_{\{Y \leq \hat{\xi}_X\}}] \right] \mid \hat{\eta} \right\} \\ & \leq \lambda \mathbb{E}_{Y|X,1} \left\{ 0 \times \left[ Y - \hat{\mathbb{E}}_{Y|X,1, Y \leq \hat{\xi}_X}[Y] \right] \times \mathbb{1}_{\{Y > \xi_X \vee \hat{\xi}_X\}} \mid \hat{\eta} \right\} \\ & \quad + \lambda \mathbb{E}_{Y|X,1} \left\{ [\hat{\xi}_X - \xi_X] \times \left[ Y - \hat{\mathbb{E}}_{Y|X,1, Y \leq \hat{\xi}_X}[Y] \right] \times \mathbb{1}_{\{Y \leq \xi_X \wedge \hat{\xi}_X\}} \mid \hat{\eta} \right\} \\ & \quad + \lambda \mathbb{E}_{Y|X,1} \left\{ [\hat{\xi}_X - \xi_X] \times \left| Y - \hat{\mathbb{E}}_{Y|X,1, Y \leq \hat{\xi}_X}[Y] \right| \times \mathbb{1}_{\{\xi_X \wedge \hat{\xi}_X < Y \leq \xi_X \vee \hat{\xi}_X\}} \mid \hat{\eta} \right\} \\ & \leq \lambda |\hat{\xi}_X - \xi_X| \times \left| \mathbb{E}_{Y|X,1, Y \leq \xi_X \wedge \hat{\xi}_X}[Y | \hat{\eta}] - \hat{\mathbb{E}}_{Y|X,1, Y \leq \hat{\xi}_X}[Y] \right| + O_{\mathbb{P}}([\hat{\xi}_X - \xi_X]^2) = o_{\mathbb{P}}(1/\sqrt{n}). \end{aligned}$$

The last inequality is attained using  $\mathbb{P}_{Y|X,1}\{\xi_X \wedge \hat{\xi}_X < Y \leq \xi_X \vee \hat{\xi}_X | \hat{\eta}\} = O_{\mathbb{P}}(|\hat{\xi}_X - \xi_X|)$ . The last equality is attained by (39) and Assumption 3; it is proven formally in (46) below. Based on (44) and the equations above, we arrive at an upper bound for the bias of  $\hat{\phi}_2$ :

$$\text{Bias}(\hat{\phi}_2 | \hat{\eta}) \lesssim (\|\hat{e} - e\| + \|\hat{\xi}_X - \xi_X\|) \|\hat{p}_{Y|X,1} - p_{Y|X,1}\| + \|\hat{\xi}_X - \xi_X\|^2. \quad (45)$$

We now prove the remaining claim

$$\left| \mathbb{E}_{Y|X,1, Y \leq \xi_X \wedge \hat{\xi}_X}[Y | \hat{\eta}] - \hat{\mathbb{E}}_{Y|X,1, Y \leq \hat{\xi}_X}[Y] \right| = o_{\mathbb{P}}(n^{-1/4}) \quad (46)$$

We will show that the left-hand side of (46) is upper bounded by

$$\begin{aligned} & \left| \mathbb{E}_{Y|X,1, Y \leq \xi_X}[Y] - \hat{\mathbb{E}}_{Y|X,1, Y \leq \hat{\xi}_X}[Y] \right| + \left| \mathbb{E}_{Y|X,1, Y \leq \hat{\xi}_X}[Y | \hat{\eta}] - \hat{\mathbb{E}}_{Y|X,1, Y \leq \hat{\xi}_X}[Y] \right| \\ & \leq O_{\mathbb{P}}(|\hat{\xi}_X - \xi_X|) + O_{\mathbb{P}}\left( \int |\hat{p}_{Y|X,1}(y) - p_{Y|X}(y)| dy \right) \equiv E_{X,1} + E_{X,2}. \end{aligned}$$

We rewrite the first term,

$$\begin{aligned} & \mathbb{E}_{Y|X,1, Y \leq \xi_X}[Y] - \hat{\mathbb{E}}_{Y|X,1, Y \leq \hat{\xi}_X}[Y] \\ & = \frac{\hat{\mathbb{E}}_{Y|X,1}[\mathbb{1}_{\{Y \leq \hat{\xi}_X\}}] \mathbb{E}_{Y|X,1}[Y \mathbb{1}_{\{Y \leq \xi_X\}}] - \mathbb{E}_{Y|X,1}[\mathbb{1}_{\{Y \leq \xi_X\}}] \hat{\mathbb{E}}_{Y|X,1}[Y \mathbb{1}_{\{Y \leq \hat{\xi}_X\}}]}{\mathbb{E}_{Y|X,1}[\mathbb{1}_{\{Y \leq \xi_X\}}] \hat{\mathbb{E}}_{Y|X,1}[\mathbb{1}_{\{Y \leq \hat{\xi}_X\}}]} \\ & = \frac{\mathbb{E}_{Y|X,1}[\mathbb{1}_{\{Y \leq \hat{\xi}_X\}}] \mathbb{E}_{Y|X,1}[Y \mathbb{1}_{\{Y \leq \xi_X\}}] - \mathbb{E}_{Y|X,1}[\mathbb{1}_{\{Y \leq \xi_X\}}] \mathbb{E}_{Y|X,1}[Y \mathbb{1}_{\{Y \leq \hat{\xi}_X\}}]}{\mathbb{E}_{Y|X,1}[\mathbb{1}_{\{Y \leq \xi_X\}}] \hat{\mathbb{E}}_{Y|X,1}[\mathbb{1}_{\{Y \leq \hat{\xi}_X\}}]} + E_{X,2} \end{aligned}$$

$$\begin{aligned}
&= O_{\mathbb{P}}\left(\mathbb{E}_{Y|X,1}[\mathbb{1}_{\{Y \leq \hat{\xi}_X\}} - \mathbb{1}_{\{Y \leq \xi_X\}}]\right) + O_{\mathbb{P}}\left(\mathbb{E}_{Y|X,1}[Y\mathbb{1}_{\{Y \leq \xi_X\}} - Y\mathbb{1}_{\{Y \leq \hat{\xi}_X\}}]\right) + E_{X,2} \\
&= E_{X,1} + E_{X,2}.
\end{aligned}$$

Similarly, we can show that  $\mathbb{E}_{Y|X,1,Y \leq \hat{\xi}_X}[Y | \hat{\eta}] - \hat{\mathbb{E}}_{Y|X,1,Y \leq \hat{\xi}_X}[Y] = E_{X,1} + E_{X,2}$ . Finally, under Assumption 3,  $E_{X,1} + E_{X,2} = o_{\mathbb{P}}(n^{-1/4})$ , which completes the proof.  $\square$

## L Proof of Proposition 9

*Proof.* We start by showing that  $|\hat{\xi}_X - \xi_X| = o_{\mathbb{P}}(n^{-1/4})$ . First, we have

$$\begin{aligned}
&\mathbb{E}_{Y|X,1}[\hat{g}(X, Y)Y - g(X, Y)Y | \hat{\eta}] \\
&= \mathbb{E}_{Y|X,1}[(\hat{\xi}_X - Y)Y\mathbb{1}_{\{Y \leq \hat{\xi}_X\}} - (\xi_X - Y)Y\mathbb{1}_{\{Y \leq \xi_X\}} | \hat{\eta}] \\
&= \mathbb{E}_{Y|X,1}[(\hat{\xi}_X - Y)Y\mathbb{1}_{\{Y \leq \hat{\xi}_X\}} - (\xi_X - Y)Y\mathbb{1}_{\{Y \leq \hat{\xi}_X\}} + (\xi_X - Y)Y\mathbb{1}_{\{Y \leq \hat{\xi}_X\}} - (\xi_X - Y)Y\mathbb{1}_{\{Y \leq \xi_X\}} | \hat{\eta}] \\
&= O_{\mathbb{P}}(\hat{\xi}_X - \xi_X) + O_{\mathbb{P}}(\mathbb{P}_{Y|X,1}\{\xi_X \wedge \hat{\xi}_X \leq Y \leq \xi_X \vee \hat{\xi}_X | \hat{\eta}\}) = O_{\mathbb{P}}(|\hat{\xi}_X - \xi_X|).
\end{aligned}$$

Similarly, we can show that  $\mathbb{E}_{Y|X,1}[\hat{g}(X, Y) - g(X, Y) | \hat{\eta}] = O_{\mathbb{P}}(|\hat{\xi}_X - \xi_X|)$ . Evaluated at the roots  $\xi_X$  and  $\hat{\xi}_X$ ,  $\hat{f}_{\theta,X}(\hat{\xi}_X) = f_{\theta,X}(\xi_X)$ . Then under Assumption 3,

$$\begin{aligned}
&\mathbb{E}_{Y|X,1}[g(X, Y)]\hat{\mathbb{E}}_{Y|X,1}[\hat{g}(X, Y)Y] - \hat{\mathbb{E}}_{Y|X,1}[\hat{g}(X, Y)]\mathbb{E}_{Y|X,1}[g(X, Y)Y] = o_{\mathbb{P}}(n^{-1/4}) \\
&\mathbb{E}_{Y|X,1}[g(X, Y)]\mathbb{E}_{Y|X,1}[\hat{g}(X, Y)Y | \hat{\eta}] - \mathbb{E}_{Y|X,1}[\hat{g}(X, Y) | \hat{\eta}]\mathbb{E}_{Y|X,1}[g(X, Y)Y] = o_{\mathbb{P}}(n^{-1/4}) \\
&\mathbb{E}_{Y|X,1}[g(X, Y)]\mathbb{E}_{Y|X,1}[\hat{g}(X, Y)Y - g(X, Y)Y | \hat{\eta}] + \mathbb{E}_{Y|X,1}[g(X, Y) - \hat{g}(X, Y) | \hat{\eta}]\mathbb{E}_{Y|X,1}[g(X, Y)Y] \\
&\quad = |\hat{\xi}_X - \xi_X| = o_{\mathbb{P}}(n^{-1/4}).
\end{aligned}$$

Furthermore, it follows from the last two equations that

$$\begin{aligned}
\hat{\lambda}_X - \lambda_X &= [1 - \hat{e}(X)]/\hat{\mathbb{E}}_{Y|X,1}[(\hat{\xi}_X - Y)\mathbb{1}_{\{Y \leq \hat{\xi}_X\}}] - [1 - e(X)]/\mathbb{E}_{Y|X,1}[(\xi_X - Y)\mathbb{1}_{\{Y \leq \xi_X\}}] \\
&= O_{\mathbb{P}}(|\hat{\xi}_X - \xi_X| + |\hat{e}(X) - e(X)|) = o_{\mathbb{P}}(n^{-1/4}).
\end{aligned} \tag{47}$$

Next, we rewrite  $\text{Bias}_{Y,Z|X}(\hat{\phi}_0 | \hat{\eta}) = \mathbb{E}_{Y,Z|X}[\hat{\phi}_0(X, Y, Z) - h_*^2(X, Y) | \hat{\eta}]$  as

$$\begin{aligned}
&\left\{ \frac{e(X)}{\hat{e}(X)} - 1 \right\} \left\{ \underbrace{-2\hat{\lambda}_X[1 - \hat{e}(X)](\mathbb{E}_{Y|X,1}[Y] - \hat{\mathbb{E}}_{Y|X,1}[Y])}_{:=A} + \underbrace{-\hat{\lambda}_X^2 \mathbb{E}_{Y|X,1}[\hat{g}^2(X, Y) | \hat{\eta}] + \hat{\lambda}_X^2 \hat{\mathbb{E}}_{Y|X,1}[\hat{g}^2(X, Y)]}_{:=B} \right\} \\
&\underbrace{-2\hat{\lambda}_X[1 - \hat{e}(X)](\mathbb{E}_{Y|X,1}[Y] - \hat{\mathbb{E}}_{Y|X,1}[Y])}_A + \underbrace{-\hat{\lambda}_X^2 \mathbb{E}_{Y|X,1}[\hat{g}^2(X, Y) | \hat{\eta}] + \hat{\lambda}_X^2 \hat{\mathbb{E}}_{Y|X,1}[\hat{g}^2(X, Y)]}_B \\
&+ \underbrace{2\hat{\lambda}_X[e(X) - \hat{e}(X)]\hat{\mathbb{E}}_{Y|X,1}[(Y - \hat{\xi}_X)\mathbb{1}_{\{Y > \hat{\xi}_X\}}]}_{:=C} + \underbrace{\hat{\mathbb{E}}_{Y|X,1}[\hat{h}_*^2(X, Y)] - \mathbb{E}_{Y|X,1}[h_*^2(X, Y)]}_{:=D} \\
&\tag{48}
\end{aligned}$$

Under Assumption 3, the first line of (48) is  $o_{\mathbb{P}}(1/\sqrt{n})$ . By the definition of  $h_*(X, Y)$  and  $\lambda_X$  in Proposition 2, we have

$$\begin{aligned}
\mathbb{E}_{Y|X,1}[h_*^2(X, Y)] &= e(X)[2 - e(X)] + \lambda_X^2 \mathbb{E}_{Y|X,1}[g^2(X, Y)], \\
\hat{\mathbb{E}}_{Y|X,1}[\hat{h}_*^2(X, Y)] &= \hat{e}(X)[2 - \hat{e}(X)] + \hat{\lambda}_X^2 \hat{\mathbb{E}}_{Y|X,1}[\hat{g}^2(X, Y)].
\end{aligned}$$

Then we rewrite  $D$  as

$$\begin{aligned} D &= \hat{\lambda}_X^2 \hat{\mathbb{E}}_{Y|X,1}[\hat{g}^2(X, Y)] - \lambda_X^2 \mathbb{E}_{Y|X,1}[g^2(X, Y)] + [\hat{e}(X) - e(X)][2 - \hat{e}(X) - e(X)] \\ &= \underbrace{\hat{\lambda}_X^2 \hat{\mathbb{E}}_{Y|X,1}[\hat{g}^2(X, Y)] - \lambda_X^2 \mathbb{E}_{Y|X,1}[g^2(X, Y)]}_{:=D_1} + \underbrace{2[\hat{e}(X) - e(X)][1 - e(X)]}_{:=D_2} + o_{\mathbb{P}}(n^{-1/2}) \end{aligned}$$

Divide  $B + D_1 = 2\hat{\lambda}_X^2 \hat{\mathbb{E}}_{Y|X,1}[\hat{g}^2(X, Y)] - \lambda_X^2 \mathbb{E}_{Y|X,1}[g^2(X, Y)] - \hat{\lambda}_X^2 \mathbb{E}_{Y|X,1}[\hat{g}^2(X, Y) | \hat{\eta}]$  into

$$\begin{aligned} (B + D_1)_1 &= 2\hat{\lambda}_X^2 \hat{\mathbb{E}}_{Y|X,1}[\hat{g}^2(X, Y)] - (\lambda_X^2 + \hat{\lambda}_X^2) \mathbb{E}_{Y|X,1}[g^2(X, Y)] - 2\hat{\lambda}_X[1 - \hat{e}(X)][\hat{\xi}_X - \xi_X] \text{ and} \\ (B + D_1)_2 &= \hat{\lambda}_X^2 \mathbb{E}_{Y|X,1}[g^2(X, Y) - \hat{g}^2(X, Y) | \hat{\eta}] + 2\hat{\lambda}_X[1 - \hat{e}(X)][\hat{\xi}_X - \xi_X]. \end{aligned}$$

Using (37), we rewrite  $(B + D_1)_1$  as

$$\begin{aligned} & 2\hat{\lambda}_X^2 \hat{\mathbb{E}}_{Y|X,1}[\hat{g}^2(X, Y)] - 2\lambda_X^2 \mathbb{E}_{Y|X,1}[g^2(X, Y)] + (\lambda_X^2 - \hat{\lambda}_X^2) \mathbb{E}_{Y|X,1}[g^2(X, Y)] - 2\hat{\lambda}_X[1 - \hat{e}(X)][\hat{\xi}_X - \xi_X] \\ &= 2\hat{\lambda}_X[1 - \hat{e}(X)][\xi_X - \hat{\Delta}_X] - 2\lambda_X[1 - e(X)][\xi_X - \Delta_X] + (\lambda_X^2 - \hat{\lambda}_X^2) \mathbb{E}_{Y|X,1}[g^2(X, Y)] \\ &= 2\hat{\lambda}_X[1 - \hat{e}(X)][\Delta_X - \hat{\Delta}_X] + 2[\xi_X - \Delta_X](\hat{\lambda}_X[1 - \hat{e}(X)] - \lambda_X[1 - e(X)]) + [\lambda_X^2 - \hat{\lambda}_X^2] \mathbb{E}_{Y|X,1}[g^2(X, Y)] \\ &= 2\hat{\lambda}_X[1 - \hat{e}(X)][\Delta_X - \hat{\Delta}_X] + 2[\xi_X - \Delta_X]([1 - \hat{e}(X)][\hat{\lambda}_X - \lambda_X] + \lambda_X[e(X) - \hat{e}(X)]) \\ &\quad + [\lambda_X + \hat{\lambda}_X][\lambda_X - \hat{\lambda}_X][\xi_X - \Delta_X] \mathbb{E}_{Y|X,1}[g(X, Y)] \\ &= 2\hat{\lambda}_X[1 - \hat{e}(X)][\Delta_X - \hat{\Delta}_X] + 2\lambda_X[\xi_X - \Delta_X][e(X) - \hat{e}(X)] \\ &\quad + [(\lambda_X + \hat{\lambda}_X) \mathbb{E}_{Y|X,1}[g(X, Y)] + 2\hat{e}(X) - 2][\lambda_X - \hat{\lambda}_X][\xi_X - \Delta_X] \\ &= 2\hat{\lambda}_X[1 - \hat{e}(X)][\Delta_X - \hat{\Delta}_X] + 2\lambda_X[\xi_X - \Delta_X][e(X) - \hat{e}(X)] \\ &\quad + 2[\mathbb{E}_{Y|X,1}[h_*(X, Y)] - 1][\lambda_X - \hat{\lambda}_X][\xi_X - \Delta_X] + o_{\mathbb{P}}(n^{-1/2}) \\ &= 2\hat{\lambda}_X[1 - \hat{e}(X)][\Delta_X - \hat{\Delta}_X] + 2\lambda_X[\xi_X - \Delta_X][e(X) - \hat{e}(X)] + o_{\mathbb{P}}(n^{-1/2}) \end{aligned}$$

Recall that  $\Delta_X = \mathbb{E}_{Y|X,1}[Y] - \theta/[1 - e(X)]$  and  $\hat{\Delta}_X = \hat{\mathbb{E}}_{Y|X,1}[Y] - \theta/[1 - \hat{e}(X)]$ . Combing  $A$  with the first term of  $(B + D_1)_1$  in the last equation, we have

$$2\hat{\lambda}_X[1 - \hat{e}(X)][\hat{\mathbb{E}}_{Y|X,1}[Y] - \hat{\Delta}_X - \mathbb{E}_{Y|X,1}[Y] + \Delta_X] = 2\theta\lambda_X[\hat{e}(X) - e(X)]/[1 - e(X)] + o_{\mathbb{P}}(n^{-1/2}).$$

Then we write  $C + D_2$  as

$$\begin{aligned} & 2[\hat{e}(X) - e(X)]\{\hat{\lambda}_X \hat{\mathbb{E}}_{Y|X,1}[(\hat{\xi}_X - Y)\mathbb{1}_{\{Y > \hat{\xi}_X\}}] + 1 - e(X)\} \\ &= 2\lambda_X[\hat{e}(X) - e(X)]\{\mathbb{E}_{Y|X,1}[(\xi_X - Y)\mathbb{1}_{\{Y > \xi_X\}}] + \mathbb{E}_{Y|X,1}[g(X, Y)]\} + o_{\mathbb{P}}(n^{-1/2}) \\ &= 2\lambda_X[\hat{e}(X) - e(X)](\xi_X - \mathbb{E}_{Y|X,1}[Y]) + o_{\mathbb{P}}(n^{-1/2}). \end{aligned}$$

Summing up the right-hand sides of the last two equations gives

$$2\lambda_X[\hat{e}(X) - e(X)][\xi_X - \Delta_X] + o_{\mathbb{P}}(n^{-1/2}),$$

which cancels with the second term in  $(B + D_1)_1$ . Hence,  $A + (B + D_1)_1 + C + D_2 = o_{\mathbb{P}}(n^{-1/2})$ . Next, we show  $(B + D_1)_2 = o_{\mathbb{P}}(n^{-1/2})$ . First, we rewrite the first term in  $(B + D_1)_2$  as

$$\begin{aligned} & \mathbb{E}_{Y|X,1}[g^2(X, Y) - \hat{g}^2(X, Y) | \hat{\eta}] = \mathbb{E}_{Y|X,1}[(\xi_X - Y)^2 \mathbb{1}_{\{Y \leq \xi_X\}} - (\hat{\xi}_X - Y)^2 \mathbb{1}_{\{Y \leq \hat{\xi}_X\}} | \hat{\eta}] \\ &\leq \mathbb{E}_{Y|X,1}[0 \times \mathbb{1}_{\{Y > \xi_X \vee \hat{\xi}_X\}} | \hat{\eta}] + \mathbb{E}_{Y|X,1}[(\hat{\xi}_X - \xi_X)^2 \times \mathbb{1}_{\{\xi_X \wedge \hat{\xi}_X < Y \leq \xi_X \vee \hat{\xi}_X\}} | \hat{\eta}] \\ &\quad + \mathbb{E}_{Y|X,1}[(\xi_X + \hat{\xi}_X - 2Y)(\xi_X - \hat{\xi}_X) \times \mathbb{1}_{\{Y \leq \xi_X \wedge \hat{\xi}_X\}} | \hat{\eta}] \\ &\leq -(\hat{\xi}_X - \xi_X) \mathbb{E}_{Y|X,1}[(\xi_X - Y)\mathbb{1}_{\{Y \leq \xi_X \wedge \hat{\xi}_X\}}] + (\hat{\xi}_X - Y)\mathbb{1}_{\{Y \leq \xi_X \wedge \hat{\xi}_X\}} | \hat{\eta}] + O_{\mathbb{P}}((\hat{\xi}_X - \xi_X)^2). \end{aligned}$$

Then,  $(B + D_1)_2$  can be upper bounded by

$$\begin{aligned} & \hat{\lambda}_X^2 (\hat{\xi}_X - \xi_X) (2[1 - \hat{e}(X)] / \hat{\lambda}_X - \mathbb{E}_{Y|X,1} [(\xi_X - Y) \mathbb{1}_{\{Y \leq \xi_X \wedge \hat{\xi}_X\}} + (\hat{\xi}_X - Y) \mathbb{1}_{\{Y \leq \xi_X \wedge \hat{\xi}_X\}} | \hat{\eta}]) + o_{\mathbb{P}}(n^{-1/2}) \\ &= 2\hat{\lambda}_X^2 (\hat{\xi}_X - \xi_X) (\hat{\mathbb{E}}[(\hat{\xi}_X - Y) \mathbb{1}_{\{Y \leq \hat{\xi}_X\}}] - \mathbb{E}_{Y|X,1}[(\xi_X - Y) \mathbb{1}_{\{Y \leq \xi_X\}}]) + o_{\mathbb{P}}(n^{-1/2}) = o_{\mathbb{P}}(n^{-1/2}). \end{aligned}$$

By  $A + B + C + D = A + (B + D_1)_1 + C + D_2 + (B + D_1)_2 = o_{\mathbb{P}}(n^{-1/2})$ , we prove the claim.  $\square$

## M Proofs of Theorems 3 and 6

### M.1 Proof of Theorem 6

*Proof.* We follow the steps of the proof by Kennedy [2019, Section 8.4] while skipping the details of the generic steps there. Denote the full-sample empirical process by  $\mathbb{G}_n = \sqrt{n}(\mathbb{P}_n - \mathbb{P})$ . Define

$$\hat{\Omega}_n(\Gamma) = \sqrt{n} \left[ \hat{\psi}_{\text{cf}}(\Gamma) - \psi(\Gamma) \right] / \hat{\sigma}_{\text{cf}}(\Gamma) \quad \text{and} \quad \Omega_n(\Gamma) = \mathbb{G}_n \{ [\phi(O; \Gamma) - \psi(\Gamma)] / \sigma(\Gamma) \},$$

The proof is completed by verifying two statements:

$$\Omega_n(\cdot) \xrightarrow{d} \mathbb{G}(\cdot) \in L^\infty(\mathcal{D}) \quad \text{and} \quad \sup_{\Gamma \in \mathcal{D}} |\hat{\Omega}_n(\Gamma) - \Omega_n(\Gamma)| = o_{\mathbb{P}}(1). \quad (49)$$

Lemma 4 below shows that  $\mathcal{F} = \{\phi(O; \Gamma) : \Gamma \in \mathcal{D}\}$  is Lipschitz under Assumptions 1 and 2, which proves the first statement. Because in this case,  $\mathcal{F}$  has a finite bracketing integral so Donsker; see Vaart and Wellner [1996, Chapter 2.5.6] and Kennedy [2016, Section 4.3] for more details. For the second statement, it follows from Kennedy [2019, Section 8.4] that in our context, for any  $\Gamma \in \mathcal{D}$ ,

$$\begin{aligned} \sup_{\Gamma \in \mathcal{D}} |\hat{\Omega}_n(\Gamma) - \Omega_n(\Gamma)| &\lesssim \sup_{\Gamma \in \mathcal{D}} |\tilde{\Omega}_n(\Gamma) - \Omega_n(\Gamma)| + \sup_{\Gamma \in \mathcal{D}} |\sigma(\Gamma) / \hat{\sigma}_{\text{cf}}(\Gamma) - 1| \\ &= \sup_{\Gamma \in \mathcal{D}} |\tilde{\Omega}_n(\Gamma) - \Omega_n(\Gamma)| + o_{\mathbb{P}}(1), \end{aligned} \quad (50)$$

where  $\tilde{\Omega}_n(\Gamma) = \sqrt{n} \left[ \hat{\psi}_{\text{cf}}(\Gamma) - \psi(\Gamma) \right] / \sigma(\Gamma)$ , and the equality is given by the first condition in the theorem. Let  $\mathbb{G}_n^{(k)} = \sqrt{m}(\mathbb{P}_m^{(k)} - \mathbb{P})$ . It is proven in Kennedy [2019, Section 8.4] that

$$\begin{aligned} \tilde{\Omega}_n(\Gamma) - \Omega_n(\Gamma) &= \frac{\sqrt{n}}{K\sigma(\Gamma)} \sum_{k=1}^K \left( \frac{1}{\sqrt{m}} \mathbb{G}_n^{(k)} \left\{ \hat{\phi}^{(k)}(O; \Gamma) - \phi(O; \Gamma) \right\} + \text{Bias} \left\{ \hat{\phi}^{(k)}(O; \Gamma) \mid \hat{\eta}_{-k} \right\} \right) \\ &\equiv B_{n,1}(\Gamma) + B_{n,2}(\Gamma), \end{aligned}$$

and that if  $\mathcal{F}_n^{(k)} = \left\{ \hat{\phi}^{(k)}(\cdot; \Gamma) - \phi(\cdot; \Gamma) : \Gamma \in \mathcal{D} \right\}$  is Lipschitz, then

$$\sup_{\Gamma \in \mathcal{D}} |B_{n,1}(\Gamma)| \lesssim \max_{k \in [K]} \sup_{k \in \mathcal{F}^{(k)}} |\mathbb{G}_n(f)| = o_{\mathbb{P}}(1), \quad (51)$$

under the second condition in the theorem. We already proved that  $\phi(\cdot; \Gamma)$  is Lipschitz function of  $\Gamma$  in Lemma 4. Under the fourth condition, the same proof also shows that  $\hat{\phi}^{(k)}(\cdot; \Gamma)$  is a Lipschitz function of  $\Gamma$ . Then, the function class  $\mathcal{F}_n^{(k)}$  is Lipschitz. Finally, under the third condition, we have

$$\sup_{\Gamma \in \mathcal{D}} \text{Bias} \left\{ \hat{\phi}^{(k)}(O; \Gamma) \mid \hat{\eta} \right\} = o_{\mathbb{P}}(1/\sqrt{n}) \Leftrightarrow \sup_{\Gamma \in \mathcal{D}} \text{Bias} \left\{ \hat{\phi}^{(k)}(O; \Gamma) \mid \hat{\eta}_{-k} \right\} = o_{\mathbb{P}}(1/\sqrt{n}),$$

which implies that  $\sup_{\Gamma \in \mathcal{D}} B_{n,2}(\Gamma) = o_{\mathbb{P}}(1)$ . The condition is derived by applying  $\sup_{\Gamma \in \mathcal{D}}$  to the expression of  $\text{Bias}\{\hat{\phi}^{(k)}(O; \Gamma) \mid \hat{\eta}\}$  in the proof sketch of Proposition 6 in Appendix I, then keeping  $\sup_{\Gamma \in \mathcal{D}}$  in front of the terms that depend on  $\Gamma$ . Finally, together with (51),  $\sup_{\Gamma \in \mathcal{D}} |\tilde{\Omega}_n(\Gamma) - \Omega_n(\Gamma)| = o_{\mathbb{P}}(1)$  and then the second statement in (49) holds through (50).  $\square$

## M.2 Proof of Theorem 3

*Proof.* The proof is similar to the one in Appendix M.1 with minor changes which we detail below. Like (49), the goal is to prove the two statements: for  $j = 1, 2$ ,

$$\Omega_{j,n}(\cdot) \xrightarrow{d} \mathbb{G}_j(\cdot) \in L^\infty(\mathcal{D}_1) \quad \text{and} \quad \sup_{\lambda \in \mathcal{D}_1} |\hat{\Omega}_{j,n}(\lambda) - \Omega_{j,n}(\lambda)| = o_{\mathbb{P}}(1), \quad (52)$$

where  $\hat{\Omega}_{j,n}(\cdot) = \sqrt{n} \left[ \hat{\psi}_{j,\text{cf}}(\cdot) - \psi_j(\cdot) \right] / \hat{\sigma}_{j,\text{cf}}(\cdot)$  and  $\Omega_{j,n}(\cdot) = \mathbb{G}_n \{ [\phi_j(O; \cdot) - \psi_j(\cdot)] / \sigma_j(\cdot) \}$ .

Lemma 5 below shows that the function classes  $\mathcal{F}_j = \{ \phi_j(O; \lambda) : \lambda \in \mathcal{D}_1 \}$ ,  $j = 1, 2$ , are Lipschitz, then the first statement in (52) holds. Like (50), under the first condition,

$$\sup_{\lambda \in \mathcal{D}_1} |\hat{\Omega}_{j,n}(\lambda) - \Omega_{j,n}(\lambda)| \lesssim \sup_{\lambda \in \mathcal{D}_1} |\tilde{\Omega}_{j,n}(\lambda) - \Omega_{j,n}(\lambda)| + o_{\mathbb{P}}(1). \quad (53)$$

where  $\tilde{\Omega}_{j,n}(\lambda) - \Omega_{j,n}(\lambda)$  can be rewritten as

$$\frac{\sqrt{n}}{K\sigma_j(\lambda)} \sum_{k=1}^K \left( \frac{1}{\sqrt{m}} \mathbb{G}_n^{(k)} \left\{ \hat{\phi}_j^{(k)}(O; \lambda) - \phi_j(O; \lambda) \right\} + \text{Bias} \left\{ \hat{\phi}_j^{(k)}(O; \lambda) \mid \hat{\eta}_{-k} \right\} \right) \equiv B_{j,n,1}(\lambda) + B_{j,n,2}(\lambda),$$

Under Assumption 3,  $\hat{\xi}_X$  is the root of the strictly increasing function  $\hat{f}_{\lambda,X}(\xi)$ . The proof for Lemma 5 still holds with  $\xi_X$  replaced by  $\hat{\xi}_X$  and  $\mathbb{E}_{Y|X,1}[\cdot]$  replaced by  $\hat{\mathbb{E}}_{Y|X,1}[\cdot]$ , so  $\hat{\phi}_j^{(k)}(\cdot; \lambda)$  is a Lipschitz function of  $\lambda \in \mathcal{D}_1$ . Then the Lipschitz function class

$$\mathcal{F}_{j,n}^{(k)} = \left\{ \hat{\phi}_j^{(k)}(\cdot; \lambda) - \phi(\cdot; \lambda) : \lambda \in \mathcal{D}_j \right\}$$

implies that  $\sup_{\lambda \in \mathcal{D}_1} B_{j,n,1}(\lambda) = o_{\mathbb{P}}(1)$  as in (51). In the bias bounds (43) and (45),  $\|\hat{\xi}_X - \xi_X\|$  is the only term depending on  $\lambda$ . Then by Assumption 3 and the third condition,

$$\sup_{\lambda \in \mathcal{D}_1} \text{Bias} \left\{ \hat{\phi}_j^{(k)}(O; \lambda) \mid \hat{\eta}_{-k} \right\} = o_{\mathbb{P}}(1/\sqrt{n}), \forall k \in [K] \Rightarrow \sup_{\lambda \in \mathcal{D}_1} B_{j,n,2}(\lambda) = o_{\mathbb{P}}(1),$$

which proves that  $\sup_{\lambda \in \mathcal{D}_1} |\tilde{\Omega}_{j,n}(\lambda) - \Omega_{j,n}(\lambda)| = o_{\mathbb{P}}(1)$  in (53) and the second statement in (52).  $\square$

## M.3 Lipschitz continuity

Let  $\lesssim_{\mathbb{P}}$  denote smaller than up to some  $\mathbb{P}$ -integrable function which can depend on  $O$  but not the sensitivity parameter  $\Gamma$  or  $\lambda$ . The following definition of Lipschitz continuity follows from Vaart and Wellner [1996, Chapter 2.7.4] and Kennedy [2016, Section 4.3].

**Lemma 4.** *Under Assumptions 1 and 2,  $\mathcal{F} = \{ \phi(O; \Gamma) : \Gamma \in \mathcal{D} = [\Gamma_{\min}, \Gamma_{\max}] \}$  is Lipschitz such that  $|\phi(O; \tilde{\Gamma}) - \phi(O; \Gamma)| \lesssim_{\mathbb{P}} |\tilde{\Gamma} - \Gamma|$  for any  $\Gamma, \tilde{\Gamma} \in \mathcal{D}$ .*

*Proof.* From Theorem 1, the uncentered EIF  $\phi_+$  can be rewritten as

$$\begin{aligned} \phi_+(O; \Gamma) &= \frac{ZW_+(X)}{e(X)} \left\{ [Y - Q(X)] \mathbb{1}_{\{Y > Q(X)\}} - \mathbb{E}_{Y|X,1} [ [Y - Q(X)] \mathbb{1}_{\{Y > Q(X)\}} ] \right\} \\ &\quad + [(1 - \Gamma)Z + \Gamma] \left( \mathbb{E}_{Y|X,1} [ [Y - Q(X)] \mathbb{1}_{\{Y > Q(X)\}} ] \right) + Q(X) \mathbb{P}_{Y|X,1} \{ Y > Q(X) \}. \end{aligned}$$

Recall from Proposition 1 that  $Q(X)$  is the  $\Gamma/(1+\Gamma)$ -quantile. Let  $\check{Q}(X)$  denote the  $\check{\Gamma}/(1+\check{\Gamma})$ -quantile. Under Assumption 1, we have  $p_{Y|X,1}(Q(X)) \neq 0$  for any  $\Gamma \in \mathcal{D}$ , then

$$\frac{dQ(X)}{d\Gamma} = (1+\Gamma)^{-2}/p_{Y|X,1}(Q(X)) < \infty, \quad (54)$$

which shows that  $Q(X)$  is a Lipschitz function of  $\Gamma \in \mathcal{D}$ . So is  $\mathbb{P}_{Y|X,1}\{Y > Q(X)\}$  because

$$|\mathbb{P}_{Y|X,1}\{Y > \check{Q}(X)\} - \mathbb{P}_{Y|X,1}\{Y > Q(X)\}| \lesssim |\check{Q}(X) - Q(X)|.$$

Next, it is easy to see that

$$|[Y - \check{Q}(X)]\mathbb{1}_{\{Y - \check{Q}(X) > 0\}} - [Y - Q(X)]\mathbb{1}_{\{Y - Q(X) > 0\}}| \leq |[Y - \check{Q}(X)] - [Y - Q(X)]| = |\check{Q}(X) - Q(X)|,$$

which shows that  $[Y - Q(X)]\mathbb{1}_{\{Y > Q(X)\}}$  and  $\mathbb{E}_{Y|X,1}[[Y - Q(X)]\mathbb{1}_{\{Y > Q(X)\}}]$  are Lipschitz functions of  $\Gamma$ . So are  $(1-\Gamma)Z + \Gamma$  and  $W_+(X) = (1-\Gamma)e(X) + \Gamma$  because their derivatives with respect to  $\Gamma$  are upper bounded by 1. We have proven that all the components in  $\phi_+(O; \Gamma)$  are Lipschitz. Under Assumption 3, fix  $O = o$ , all these components are also bounded functions of  $\Gamma \in \mathcal{D}$ . As the products and sums of these bounded Lipschitz functions,  $\phi_+(O; \Gamma)$  is a Lipschitz function of  $\Gamma$ .

Next, we rewrite the uncentered EIF  $\phi_-$  as

$$\begin{aligned} \phi_-(O; \Gamma) &= \frac{ZW_-(X)}{e(X)} \{[Y - Q(X)]\mathbb{1}_{\{Y < Q(X)\}} - \mathbb{E}_{Y|X,1}[[Y - Q(X)]\mathbb{1}_{\{Y < Q(X)\}}]\} \\ &\quad + [(1-\Gamma)Z + \Gamma] (\mathbb{E}_{Y|X,1}[[Y - Q(X)]\mathbb{1}_{\{Y < Q(X)\}}] + Q(X)\mathbb{P}_{Y|X,1}\{Y < Q(X)\}). \end{aligned}$$

By the proof for  $\phi_+(O; \Gamma)$ , we can show that  $\phi_-(O; \Gamma)$  is a Lipschitz function of  $\Gamma$ . Then,  $\phi(O; \Gamma) = \phi_+(O; \Gamma) + \phi_-(O; \Gamma)$  is also a Lipschitz function of  $\Gamma$  as required.  $\square$

**Lemma 5.** For  $j = 1, 2$ ,  $\mathcal{F}_j = \{\phi_j(O; \lambda) : \lambda \in \mathcal{D}_1 = [\lambda_{\min}, \lambda_{\max}]\}$  is Lipschitz such that  $|\phi_j(O; \check{\lambda}) - \phi_j(O; \lambda)| \lesssim_{\mathbb{P}} |\check{\lambda} - \lambda|$  for any  $\lambda, \check{\lambda} \in \mathcal{D}_1$ , under Assumptions 1 and 3.

*Proof.* The uncentered EIFs  $\phi_1(O; \lambda)$  and  $\phi_2(O; \lambda)$  are given in Theorem 2. By the definition of  $\xi_X$  in Proposition 3, we can view  $\lambda = \zeta_1(\xi_X) := [1 - e(X)]/\mathbb{E}[(\xi_X - Y)\mathbb{1}_{\{Y \leq \xi_X\}}]$  as a strictly decreasing function of  $\xi_X$ , and its inverse  $\xi_X = \zeta_1^{-1}(\lambda)$  is a strictly decreasing function of  $\lambda$ . Then,

$$\frac{d\zeta_1^{-1}(\lambda)}{d\lambda} = \left( \frac{d\zeta_1(\xi_X)}{d\xi_X} \right)^{-1} = -\frac{1 - e(X)}{\mathbb{E}[\mathbb{1}_{\{Y \leq \zeta_1^{-1}(\lambda)\}}]} \mathbb{E}^2[(\zeta_1^{-1}(\lambda) - Y)\mathbb{1}_{\{Y \leq \zeta_1^{-1}(\lambda)\}}], \quad (55)$$

which is negative and bounded for any  $\lambda \in [\lambda_{\min}, \lambda_{\max}]$ . This implies that  $\xi_X = \zeta_1^{-1}(\lambda)$  is a Lipschitz function of  $\lambda$ , and that

$$|(\check{\xi}_X - Y)\mathbb{1}_{\{Y \leq \check{\xi}_X\}} - (\xi_X - Y)\mathbb{1}_{\{Y \leq \xi_X\}}| \leq |(\check{\xi}_X - Y) - (\xi_X - Y)| = |\check{\xi}_X - \xi_X| \lesssim_{\mathbb{P}} |\check{\lambda} - \lambda|.$$

Because the product of bounded Lipschitz functions is Lipschitz,  $h_*(X, Y)$ ,  $h_*^2(X, Y)$ ,  $h_*(X, Y)Y$  and their expectations are also Lipschitz functions of  $\lambda \in \mathcal{D}_1$ . The derivatives of  $1/\mathbb{E}_{Y|X,1}[\mathbb{1}_{\{Y \leq \xi_X\}}]$  and  $\mathbb{E}_{Y|X,1}[Y\mathbb{1}_{\{Y \leq \xi_X\}}]$  with respect to  $\xi_X$  are bounded for any  $\xi_X \in [\zeta_1^{-1}(\lambda_{\max}), \zeta_1^{-1}(\lambda_{\min})]$ . Then their derivatives with respect to  $\lambda$  are also bounded by the chain rule and the bounded derivative in (55). Since all the components of  $\phi_1(O; \lambda)$  and  $\phi_2(O; \lambda)$  are bounded Lipschitz functions of  $\lambda \in \mathcal{D}_1$ , we know that they are also Lipschitz functions of  $\lambda \in \mathcal{D}_1$ .  $\square$