

NEW CONCEPT FOR THE VALUE FUNCTION OF PROSPECT THEORY

A PREPRINT

 **Kazuo Sano***

SOBIN Institute LLC
3-38-7 Keyakizaka, Kawanishi
Hyogo 666-0145, Japan

March 26, 2024

ABSTRACT

In the prospect theory, the value function is typically concave for gains and convex for losses, with losses usually having a steeper slope than gains. The neural system largely differs from the loss and gains sides. Five new studies on neurons related to this issue have examined neuronal responses to losses, gains, and reference points. This study investigates a new concept of the value function. A value function with a neuronal cusp may show variations and behavior cusps with catastrophe where a trader closes one's position.

Keywords prospect theory · value function · cusp · anterior cingulate cortex (ACC) · lateral habenula (LHb) · orbito-frontal cortex (OFC) · dorsal striatum (DS) · ventral striatum (VS) · anterior insular cortex (AIC)

1 Introduction

The prospect theory (Tversky and Kahneman [1974]; Kahneman and Tversky [1979]) is one of the most influential theories of human decision making (Camerer [2004]; Goyal et al. [2021], Walther and Münster [2021]; Linzmajer et al. [2021]; Mengov et al. [2022]; Blavatsky [2021]). According to this theory, individuals make unequal assessments of their losses and gains. Experimental studies have shown that the key behavioral assumption of expected utility theory, the so-called “independence axiom,” tend to be systematically violated in practice (von Neumann and Morgenstern [1947]). The value function is typically concave for gains and convex for losses, with losses typically having a steeper slope than gains. Decision weights are often lower than the corresponding probabilities, except in the low-probability range. Given these findings, the empirical relevance of numerous studies on the behavior of economic agents under uncertainty that uses expected utility analysis has been debated.

In economics, however, it is assumed that economic agents are typically rational. Economists have long debated the issue of time preference (Strotz [1955-56]; Thaler and Shefrin [1981]; Thaler [1981], Haigh and List [2005]; Larson et al. [2016]), as well as the validity of prospect theory. Machina [1982] showed that the basic concepts, tools, and results of his generalized expected utility analysis are independent of the independence axiom but may be derived from a much weaker assumption of smoothness of preferences over alternative probability distributions. He also showed a simple model of preferences that associates a wide body of observed behavior with risk, including the Allais paradox, may be constructed. Thus, the hypothesis that an individual maximizes a fixed preference functional defined over probability distributions may hold true for many apparently independent aspects of risk behavior. However, this may reflect only a part of human innate nature and may represent a mathematical abstract theory of human rationality in economic phenomena.

If the expected utility theory does not hold for investor's decisions, does the neural system affect the investor trading decisions? Does the neural system respond differently to gains and losses? This study presents hypotheses to address these issues. In general, we examine the outcome of our choice and adjust subsequent choice behavior using the outcome information to choose an appropriate action. Five significant studies on neurons (Kawai et al. [2015]; Yamada

*sano@sobin.org

et al. [2021]; Imaizumi et al. [2022]; Yang et al. [2022]; Ferrari-Toniolo and Schultz [2023]) have examined neuronal responses to loss and gain. The studies show that two different neural systems may respond to loss and gain, resulting in a value function with a cusp as a reference point.

This study addresses the reference point and cusps of value function and the following questions. When does a trader exit one's position? Why would a trader ever close a position when losses and gains are continuously changing? The reference point is a neuronal cusp, also the value function could have other behavior cusps (Rosales-Ruiz and Baer [1997]; Bosch and Fuqua [2001]; Bosch and Hixson [2004]; Smith et al. [2006]) with catastrophe (Whitney [1955]; Zeeman [1976]).

2 Methods

This theoretical article does not involve original data collection or analysis but rather provides a comprehensive review and synthesis of existing literature on the topic of the neural basis of the value function and decision-making. The article focuses on the prospect theory and the neural systems involved in evaluating gains and losses relative to a reference point. Five recent studies that have examined neuronal responses to gains, losses, and reference points are reviewed, and their findings are integrated into a broader framework of decision-making.

The article provides a detailed overview of the neural systems involved in decision-making, including the anterior cingulate cortex (ACC), lateral habenula (LHb), orbitofrontal cortex (OFC), dorsal striatum (DS), ventral striatum (VS), and anterior insular cortex (AIC). The article also discusses the role of these regions in the valuation of gains and losses, as well as the effects of reference points and the shape of the value function.

In addition, the article proposes a new concept of the value function, characterized by a neuronal cusp, which may be associated with catastrophic behavior and the closure of positions in the face of extreme losses. The article suggests that further research is needed to fully understand the implications of this new concept for decision-making and financial risk-taking.

3 Response of neural systems to loss and gain

3.1 Loss side

The crucial role played by both lateral habenula (LHb) and anterior cingulate cortex (ACC) in monitoring negative outcomes has recently attracted attention. Kawai et al. (2015) investigated the contribution of LHb and ACC to subsequent behavioral adjustment by recording a single-unit activity from the LHb and ACC in monkeys performing a reversal learning task. The monkeys had to switch a previous choice to the alternative if the choice had repeatedly gone unrewarded in previous attempts. They found that ACC neurons stored outcome information gathered from several past trials, whereas LHb neurons detected the ongoing negative outcomes with shorter latency. Only ACC neurons signaled a behavioral shift in the next trial but not LHb neurons. Although both the LHb and the ACC represent signals associated with negative outcomes, their study findings indicated that these structures help in subsequent behavioral adjustment in different way.

Additionally, they found that ACC neurons, especially the negative outcome type, constantly accumulated the effect of negative outcome experiences on their no-reward evoked responses, which corresponded to the behavioral shift from the earlier choice to the alternative. Next, they tested the hypothesis whether the neuronal activity that accumulates negative outcome experiences triggered a behavioral shift and examined whether the no-reward-related activity predicted that the monkey would change the current choice to the alternative (next shift) or retain the current choice in the next trial (next stay). Their result is consistent with the loss side of the value function (See Figure 4 of Kawai et al. [2015]). From the loss perspective, a quicker detection of harm or danger is considered better suited for survival than more sensitive response to stimuli.

Although they studied monkeys and the same experiments cannot be repeated on humans, earlier studies have shown strong similarities. Such similarities are seen in human event-related potential (ERP) and functional magnetic resonance imaging (fMRI) studies. As Kawai et al. [2015] stated, the ACC is crucial for monitoring and adjustment. Studies using human event-related potential and functional magnetic resonance imaging (fMRI) have shown that the ACC is activated when subjects receive negative feedback after an inappropriate behavioral response. However, the crucial role played by LHb in monitoring negative outcome has evoked interest. As the ACC sends projections directly to the LHb, both the structures can communicate through their reciprocal relationship. Therefore, the LHb and ACC may work together to monitor the negative outcome and alter subsequent choice behavior.

This can be understood by imagining how humans ceased living in trees and transitioned to bipedal walking. We have chosen survival strategies that develop the brain. Frogs, unlike monkeys and humans, preferred a different evolutionary strategy and aimed to improve by increasing the size of their brains. However, failure led to changing their strategy for survival by camouflaging, thus saving energy by reducing the size of their brains (Liao et al. [2022]).

3.2 Gain side

In their studies on brain reward circuitry, Yamada et al. [2021] and Imaizumi et al. [2022] proposed a neuronal prospect theory model. Using theoretical accuracy equivalent to that of human neuroimaging studies from gain perspective, they showed that a single-neuron activity in four core reward-related cortical and subcortical regions represents a subjective assessment of risky gambles in monkeys. Their studies focused on the central part of the orbito-frontal cortex (cOFC, area 13 M), the medial part of the OFC (mOFC, area 14 O), dorsal striatum (DS, the caudate nucleus), and ventral striatum (VS). Similar to the prospect theory framework, the attractiveness of probabilistic rewards parameterized as a product of utility and probability weighting functions is represented by the activity pattern of single neurons in monkeys passively viewing a lottery. Their study showed that the varied patterns of valuation signals were distributed in most regions of the reward circuitry and not localized. By combining these data, a network model was built to reconstruct the animals' risk preferences and subjective probability weighting as demonstrated by their choices. Distributed neural coding thus explains how subjective valuations under risk are computed. A logistic function was used as the value function. However, the logistic function lacks a reference point, which is obvious because the researchers only focused on neuronal responses on the gain side.

Their findings about the characteristics of the gain side of the value function may be reliable. In contrast to the logistic function of the loss side, that of the gain side may seem appropriate, considering the threshold of response in the region that evokes a response to a stimulus. It is well known that fish can reduce predation risk through learning. Lovén Wallerius et al. [2020] showed that fish can acquire social information about a threat not only by private acquired learned experiences but also by observing the conspecifics' response to threat and use such open information to alter future behavior through learning. This learning from the school of fish also applies to investor groups in the securities market. If you are a smart investor like Buffett, you will wait before buying a stock even if you find it very attractive. It could be a trap. It may be better for survival to avoid unpleasant situations promptly and react slowly to favorable situations.

3.3 Reference point

Yang et al. [2022] used a token gambling task to show that monkeys altered their risk preference across wealth levels and gain/loss contexts. Consistent with the concept suggested by the prospect theory, they proposed that the AIC neurons may encode behaviorally relevant value information. AIC would represent both the subject's current state (the reference point) and reference-dependent value signals that vary in the loss or gain context (asymmetrical value functions in loss and gain), which would together influence a subject's risk attitude in decision making. To better understand the effect of tokens on different components, they modeled the behavior for each start token number separately. In the gain context, both monkeys were risk-seekers when the start token number was low; however, both demonstrated risk-neutral or risk-averse behavior when the start token number increased. This result is consistent with Yamada et al. [2021], Imaizumi et al. [2022]. Moreover, Yang et al. [2022] showed, in monkey G, the utility functions (value functions) in monkey G were consistently steeper for losses than for gains. Thus, monkey G showed loss aversion behavior. However, in monkey O, the utility functions were not consistently steeper for losses than for gains, indicating that monkey O was equally sensitive to gains and losses and thus was not averse to loss. This is similar to the context where there are different types of investors.

4 Results

4.1 Value function

A new concept of the value function can be easily obtained by combining these studies of neural systems' response to losses and gains. Kahneman and Tversky [1979] proposed that the value function is (1) defined on deviations from the reference point, (2) concave for gains and convex for losses, and (3) steeper for losses than for gains. However, they have also noted that "most utility functions for gains were concave, most functions for losses were convex, and only three individuals exhibited risk aversion for both gains and losses. With a single exception, utility functions were considerably steeper for losses than for gains" (Kahneman and Tversky [1979], 280). Yang et al. [2022] also found variations on the value function using two examples. Ferrari-Toniolo and Schultz [2023] explored how signals from individual brain cells involved in behavior can vary. This variation could be due to the unreliability of single neurons or

a more complex system where different neurons contribute different pieces of information. This concept might also be true for brain activity related to economic decisions and the rewards involved. The value of a reward is subjective and depends on both the size of the reward and the chance of getting it. To understand how the brain represents these subjective values, researchers rely on the continuity axiom. This principle is tested by presenting animals with a variety of rewards with different sizes and probabilities. If animals understand the choices and make meaningful decisions, their behavior should follow the continuity axiom.

Ferrari-Toniolo and Schultz [2023] explored how the brain represents subjective value in economic decision-making. Their work suggests that signals from individual neurons might be unreliable, but the brain seems to overcome this by using a "population code." This code combines information from many neurons to accurately represent subjective value, even if the individual neurons themselves have noisy or inconsistent signals.

They tested this idea in the orbitofrontal cortex (OFC), a brain region crucial for economic decisions in monkeys. They found that while individual neurons in the OFC displayed a variety of value signals, these signals often didn't directly reflect the monkey's choices. However, when they considered the activity of entire populations of neurons, a clear pattern emerged. The combined signal from the population accurately matched the monkey's choices, suggesting that the OFC uses a complex code to represent subjective value despite the limitations of individual neurons.

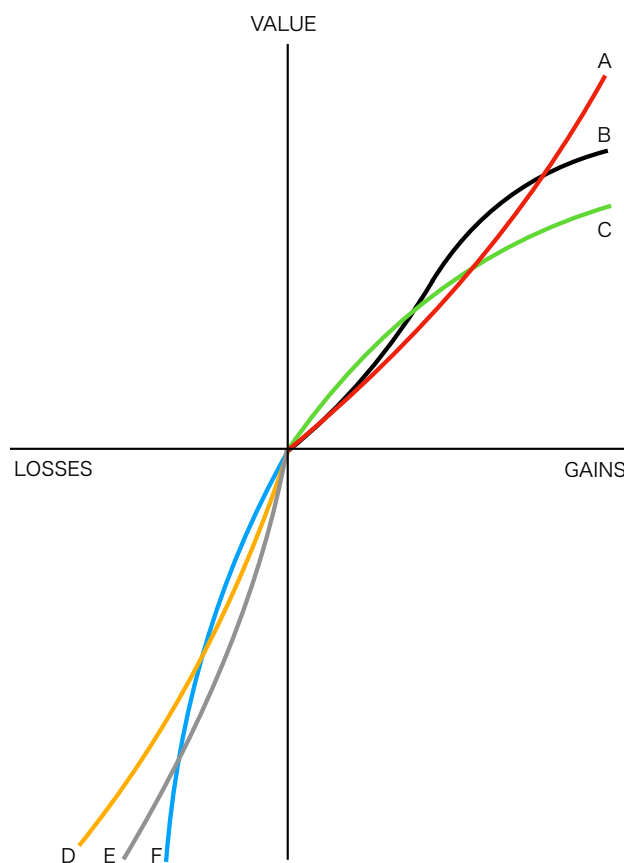


Figure 1: Value functions with a reference point as a neuronal cusp. A: Risk loving type, B: Standard type, C: Kahneman and Tversky's original type, D: Standard type, E: Steeper type than standard, F: Reverse type of the original. We can imagine any other type in the area (neural systems) respond to loss and gain. This figure is essentially the same as Figure 4 b of Ferrari-Toniolo and Schultz [2023], p.6 and Fig.2 b of Yang et al. [2022], p.4.

4.2 Behavior cusps

When does a trader exit one's position? Why would a trader close a position at some point when losses and gains are continuously changing? Now, we obtain the 3D image of the value function with cusps near the decision point (Figures 2 and 3). The words "anger" and "fear" of the losing side are used in the famous dog example by Zeeman

[1976]. For example, when a trader of stocks exits the position, she jumps and fixes loss or gain. The value function, therefore, should have cusps corresponding to unstable psychology. It is well known investor psychology is easily affected. We can assume that these cusps are also moving. It could be a type of noise that can be synchronized and influence investors' decisions.

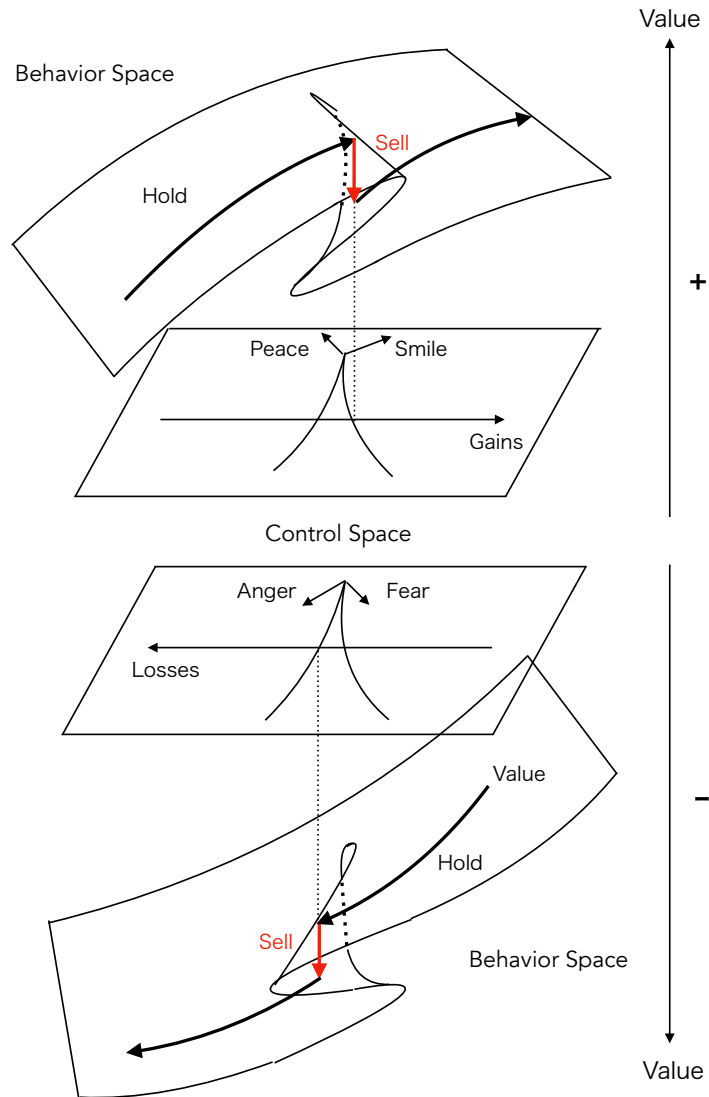


Figure 2: Value function with cusps near the decision point: control space and behavior space.

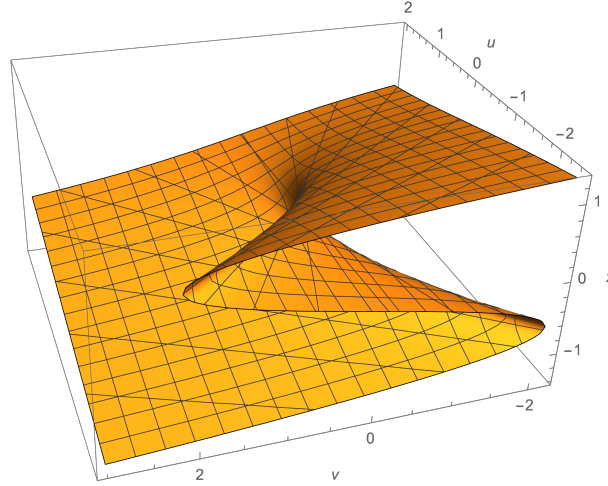


Figure 3: Sample images of the cusp catastrophe: $f(x, u, v) = x^4 + ux^2 + vx$, by Eric W. Weisstein, August 3, 2021. <http://mathworld.wolfram.com/notebooks/DifferentialGeometry/CuspCatastrophe.nb>

5 Discussion

Another issue must be resolved to accept this new image of the value function with cusps because the words “anger” or “fear” must be used to obtain the cusp representation. Since the 19th century, there has been disagreement over whether “emotions” are the cause or consequence of their associated behaviors. Anderson and Adolphs [2014] argued that emotional behaviors are a class of behaviors that express internal emotion states. These emotional states exhibit certain general functional and adaptive properties that are true for any human emotions, such as fear or anger, and across phylogeny. Paul and Mendl [2018] stated that defining emotion in the human context is complicated, and the difficulty is magnified in animals that cannot express themselves. In these cases, notions of the internal or consciously experienced states are inaccessible. Thus, it would be premature to infer the effect of emotions from monkeys’ neuronal responses that seem apparent to us.

6 Conclusions

The reference point, which is the value function, could be a cusp as a behavior change (Rosales-Ruiz and Baer [1997]; Bosch and Fuqua [2001]; Bosch and Hixson [2004]; Smith et al. [2006]) with mathematical catastrophe (Whitney [1955]; Zeeman [1976]). This is because the neural system substantially differs on the sides of losses and gains. We monitor the outcome of our choice and alter subsequent choice behavior using the outcome information to choose an appropriate action. Kawai et al. [2015]; Yamada et al. [2021]; Imaizumi et al. [2022]; Yang et al. [2022]; Ferrari-Toniolo and Schultz [2023] have examined the neuronal responses to losses, gains, and reference points. Thus, two neural systems may respond differently to losses and gains, resulting in a value function with a reference point as a neuronal cusp.

In economics, we assume the rationality of economic agents. For example, theoretical economics is irrelevant without rationality such as utility maximization and profit maximization. Economists have long debated issue of time preference (Strotz [1955-56]; Thaler and Shefrin [1981]; Haigh and List [2005]) and the validity of prospect theory. Machina [1982]’s generalized expected utility analysis may be used to construct a simple model of preferences, which links numerous observed behaviors toward risk. However, it is a mathematical abstract theory of human rationality in economic phenomena and represents only one side of our innate nature.

Smith [1759, 1776], considered the father of economics, believed that the pursuit of self-interest should be tempered by a “fellow feeling.” However, today’s economics focuses exclusively on the rational behavior of egocentric economic agents and does not consider of the existence and effect of empathy.

Furthermore, Smith [1759]’s observation is of paramount importance when considering the value function.

Though Nature, therefore, exhorts mankind to acts of beneficence, by the pleasing consciousness of deserved reward, she has not thought it necessary to guard and enforce the practice of it by the terrors of merited punishment in case it should be neglected. It is the ornament which embellishes, not the

foundation which supports the building, and which it was, therefore, sufficient to recommend, but by no means necessary to impose. Justice, on the contrary, is the main pillar that upholds the whole edifice. If it is removed, the great, the immense fabric of human society, that fabric which to raise and support seems in this world, if I may say so, to have been the peculiar and darling care of Nature, must in a moment crumble into atoms. (SEC.II. Of Justice and Beneficence, CH.III. Of the Utility of this Constitution of Nature)

According to Smith, a just society, where wrongdoing is met with punishment, is the cornerstone of social order. Punishing evil carries more weight than simply rewarding good. This aligns with the concept of a value function, where losses have a greater impact than gains. If the value function operated differently, promoting good deeds would be the foundation of justice, not punishing bad ones. Ultimately, it's our inherent sense of fairness, our empathy for justice, that forms the bedrock of a stable social order.

Recent studies on empathetic systems support Smith's idea (Preston and de Waal [2002]; de Waal [2009]; Yamamoto [2016]), which include noise synchronization (Sano [2022]). Maybe it is time to revisit Smith's concepts and rethink economics in terms of justice and empathy. This perspective is lacking in modern microeconomic theory and could introduce a new field to economics. Further consideration is needed on the issue of justice and empathy as well as the value function of prospect theory.

References

- Amos Tversky and Daniel Kahneman. Judgment under uncertainty: Heuristics and biases. *Science*, 185(4157): 1124–1131, 1974. ISSN 00368075, 10959203. URL <http://www.jstor.org/stable/1738360>.
- Daniel Kahneman and Amos Tversky. Prospect theory: An analysis of decision under risk. *Econometrica*, 47(2): 263–291, 1979. ISSN 00129682, 14680262. URL <http://www.jstor.org/stable/1914185>.
- Colin F. Camerer. CHAPTER FIVE. prospect theory in the wild: Evidence from the field. In *Advances in Behavioral Economics*, pages 148–161. Princeton University Press, December 2004. doi:10.1515/9781400829118-008. URL <https://doi.org/10.1515/9781400829118-008>.
- Preeti Goyal, Poornima Gupta, and Vanita Yadav. Antecedents to heuristics: decoding the role of herding and prospect theory for indian millennial investors. *Review of Behavioral Finance*, 15(1):79–102, October 2021. ISSN 1940-5979. doi:10.1108/rbf-04-2021-0073. URL <http://dx.doi.org/10.1108/RBF-04-2021-0073>.
- Martin Walther and Markus Münster. Conditional risk premiums and the value function of prospect theory. *Journal of Behavioral Finance*, 22(1):74–83, 2021. doi:10.1080/15427560.2020.1735390. URL <https://doi.org/10.1080/15427560.2020.1735390>.
- Marc Linzmajer, Mirja Hubert, and Marco Hubert. It's about the process, not the result: An fmri approach to explore the encoding of explicit and implicit price information. *Journal of Economic Psychology*, 86:102403, 2021. ISSN 0167-4870. doi:<https://doi.org/10.1016/j.joep.2021.102403>. URL <https://www.sciencedirect.com/science/article/pii/S0167487021000404>.
- George Mengov, Nikolay Georgiev, Irina Zinovieva, and Anton Gerunov. Virtual social networking increases the individual's economic predictability. *Journal of Behavioral and Experimental Economics*, 101:101944, 2022. ISSN 2214-8043. doi:<https://doi.org/10.1016/j.socec.2022.101944>. URL <https://www.sciencedirect.com/science/article/pii/S221480432200115X>.
- Pavlo Blavatsky. A simple non-parametric method for eliciting prospect theory's value function and measuring loss aversion under risk and ambiguity. *Theory and Decision*, 91(3):403–416, April 2021. ISSN 1573-7187. doi:10.1007/s11238-021-09811-6. URL <http://dx.doi.org/10.1007/s11238-021-09811-6>.
- J. von Neumann and O. Morgenstern. *Theory of games and economic behavior*. Princeton University Press, 1947.
- R. H. Strotz. Myopia and inconsistency in dynamic utility maximization. *The Review of Economic Studies*, 23(3): 165–180, 1955-56. ISSN 00346527, 1467937X. URL <http://www.jstor.org/stable/2295722>.
- Richard H. Thaler and H. M. Shefrin. An economic theory of self-control. *Journal of Political Economy*, 89(2):392–406, 1981. ISSN 00223808, 1537534X. URL <http://www.jstor.org/stable/1833317>.
- Richard Thaler. Some empirical evidence on dynamic inconsistency. *Economics Letters*, 8(3):201–207, 1981. ISSN 0165-1765. doi:[https://doi.org/10.1016/0165-1765\(81\)90067-7](https://doi.org/10.1016/0165-1765(81)90067-7). URL <https://www.sciencedirect.com/science/article/pii/0165176581900677>.
- Michael S. Haigh and John A. List. Do professional traders exhibit myopic loss aversion? an experimental analysis. *The Journal of Finance*, 60(1):523–534, February 2005. ISSN 1540-6261. doi:10.1111/j.1540-6261.2005.00737.x. URL <http://dx.doi.org/10.1111/j.1540-6261.2005.00737.x>.

- Francis Larson, John A List, and Robert D Metcalfe. Can myopic loss aversion explain the equity premium puzzle? evidence from a natural field experiment with professional traders. Working Paper 22605, National Bureau of Economic Research, September 2016. URL <http://www.nber.org/papers/w22605>.
- Mark J. Machina. "expected utility" analysis without the independence axiom. *Econometrica*, 50(2):277–323, 1982. ISSN 00129682, 14680262. URL <http://www.jstor.org/stable/1912631>.
- Takashi Kawai, Hiroshi Yamada, Nobuya Sato, Masahiko Takada, and Masayuki Matsumoto. Roles of the lateral habenula and anterior cingulate cortex in negative outcome monitoring and behavioral adjustment in nonhuman primates. *Neuron*, 88(4):792–804, 2015. ISSN 0896-6273. doi:<https://doi.org/10.1016/j.neuron.2015.09.030>. URL <https://www.sciencedirect.com/science/article/pii/S0896627315008193>.
- Hiroshi Yamada, Yuri Imaizumi, and Masayuki Matsumoto. Neural population dynamics underlying expected value computation. *Journal of Neuroscience*, 41(8):1684–1698, 2021. ISSN 0270-6474. doi:10.1523/JNEUROSCI.1987-20.2020. URL <https://www.jneurosci.org/content/41/8/1684>.
- Yuri Imaizumi, Agnieszka Tymula, Yasuhiro Tsubo, Masayuki Matsumoto, and Hiroshi Yamada. A neuronal prospect theory model in the brain reward circuitry. *Nature Communications*, 13(1):5855, Oct 2022. ISSN 2041-1723. doi:10.1038/s41467-022-33579-0. URL <https://doi.org/10.1038/s41467-022-33579-0>.
- You-Ping Yang, Xinjian Li, and Veit Stuphorn. Primate anterior insular cortex represents economic decision variables proposed by prospect theory. *Nature Communications*, 13(1), February 2022. doi:10.1038/s41467-022-28278-9. URL <https://doi.org/10.1038/s41467-022-28278-9>.
- Simone Ferrari-Toniolo and Wolfram Schultz. Reliable population code for subjective economic value from heterogeneous neuronal signals in primate orbitofrontal cortex. *Neuron*, 111(22):3683–3696.e7, 2023. ISSN 0896-6273. doi:<https://doi.org/10.1016/j.neuron.2023.08.009>. URL <https://www.sciencedirect.com/science/article/pii/S0896627323006207>.
- Jesús Rosales-Ruiz and Donald M. Baer. Behavioral cusps: A developmental and pragmatic concept for behavior analysis. *Journal of Applied Behavior Analysis*, 30(3):533–544, September 1997. doi:10.1901/jaba.1997.30-533. URL <https://doi.org/10.1901/jaba.1997.30-533>.
- Sébastien Bosch and R. Wayne Fuqua. Behavioral cusps: A model for selecting target behaviors. *Journal of Applied Behavior Analysis*, 34(1):123–125, March 2001. doi:10.1901/jaba.2001.34-123. URL <https://doi.org/10.1901/jaba.2001.34-123>.
- Sébastien Bosch and Michael D. Hixson. The final piece to a complete science of behavior: Behavior development and behavioral cusps. *The Behavior Analyst Today*, 5(3):244–254, 2004. doi:10.1037/h0100033. URL <https://doi.org/10.1037/h0100033>.
- Garnett J. Smith, Dennis McDougall, and Patricia Edelen-Smith. Behavioral cusps: A person-centered concept for establishing pivotal individual, family, and community behaviors and repertoires. *Focus on Autism and Other Developmental Disabilities*, 21(4):223–229, 2006. doi:10.1177/10883576060210040301. URL <https://doi.org/10.1177/10883576060210040301>.
- Hassler Whitney. On singularities of mappings of euclidean spaces. i. mappings of the plane into the plane. *Annals of Mathematics*, 62(3):374–410, 1955. ISSN 0003486X. URL <http://www.jstor.org/stable/1970070>.
- E. C. Zeeman. Catastrophe theory. *Scientific American*, 234(4):65–83, April 1976. doi:10.1038/scientificamerican0476-65. URL <https://doi.org/10.1038/scientificamerican0476-65>.
- Wen Bo Liao, Ying Jiang, Da Yong Li, Long Jin, Mao Jun Zhong, Yin Qi, Stefan Lüpold, and Alexander Kotrschal. Cognition contra camouflage: How the brain mediates predator-driven crypsis evolution. *Science Advances*, 8(33), August 2022. ISSN 2375-2548. doi:10.1126/sciadv.abq1878. URL <http://dx.doi.org/10.1126/sciadv.abq1878>.
- Magnus Lovén Wallerius, Jörgen I. Johnsson, Steven J. Cooke, and Robert Arlinghaus. Hook avoidance induced by private and social learning in common carp. *Transactions of the American Fisheries Society*, 149(4):498–511, July 2020. ISSN 1548-8659. doi:10.1002/tafs.10246. URL <http://dx.doi.org/10.1002/tafs.10246>.
- David J. Anderson and Ralph Adolphs. A framework for studying emotions across species. *Cell*, 157(1):187–200, March 2014. doi:10.1016/j.cell.2014.03.003. URL <https://doi.org/10.1016/j.cell.2014.03.003>.
- Elizabeth S. Paul and Michael T. Mendl. Animal emotion: Descriptive and prescriptive definitions and their implications for a comparative perspective. *Applied Animal Behaviour Science*, 205:202–209, 2018. ISSN 0168-1591. doi:<https://doi.org/10.1016/j.applanim.2018.01.008>. URL <https://www.sciencedirect.com/science/article/pii/S0168159118300285>.
- Adam Smith. *The Theory of Moral Sentiments*, 1st ed. printed for Andrew Millar, in the Strand; and Alexander Kincaid and J. Bell, in Edinburgh, 1759.

Adam Smith. *The Wealth of Nations, 1st ed.* W. Strahan and T. Cadell, London, 1776.

Stephanie D. Preston and Frans B. M. de Waal. Empathy: Its ultimate and proximate bases. *Behavioral and Brain Sciences*, 25(1):1–20, 2002. doi:10.1017/S0140525X02000018.

Frans B. M. de Waal. *The age of empathy : nature's lessons for a kinder society.* Three Rivers, 2009.

Shinya Yamamoto. Primate empathy: three factors and their combinations for empathy-related phenomena. *WIREs Cognitive Science*, 8(3), December 2016. ISSN 1939-5086. doi:10.1002/wcs.1431. URL <http://dx.doi.org/10.1002/wcs.1431>.

Kazuo Sano. A binary decision model and fat tails in financial market. *Applied Sciences*, 12(14), 2022. doi:10.3390/app12147019.