

kt -Safety: Graph Release via k -Anonymity and t -Closeness (Technical Report)

Weilong Ren, Kambiz Ghazinour, and Xiang Lian

Abstract—In a wide spectrum of real-world applications, it is very important to analyze and mine graph data such as social networks, communication networks, citation networks, and so on. However, the release of such graph data often raises privacy issue, and the graph privacy preservation has recently drawn much attention from the database community. While prior works on graph privacy preservation mainly focused on protecting the privacy of either the graph structure only or vertex attributes only, in this paper, we propose a novel mechanism for graph privacy preservation by considering attacks from both graph structures and vertex attributes, which transforms the original graph to a so-called kt -safe graph, via k -anonymity and t -closeness. We prove that the generation of a kt -safe graph is NP-hard, therefore, we propose a feasible framework for effectively and efficiently anonymizing a graph with low anonymization cost. In particular, we design a cost-model-based graph partitioning approach to enable our proposed divide-and-conquer strategy for the graph anonymization, and propose effective optimization techniques such as pruning method and a tree synopsis to improve the anonymization efficiency over large-scale graphs. Extensive experiments have been conducted to verify the efficiency and effectiveness of our proposed kt -safe graph generation approach on both real and synthetic data sets.

Index Terms— kt -Safety, k -Anonymity, t -Closeness.



1 INTRODUCTION

The rapid development of social-network applications such as Twitter, Facebook, MySpace, and Friendster has brought a great opportunity for researchers and industries to better explore and understand social behaviors hidden in the world of human beings. To do so, some organizations or companies (e.g., Facebook) may need to release social-network data to the public, where the released data may contain users' privacy information (e.g., salary and relationships with other users). To protect such privacy information from leakage, some critical identifiers (e.g., name and social security numbers) that can uniquely identify users are usually removed before publishing. However, simply removing these identifiers cannot prevent attackers from locating a user (node) in social networks, since a user can also be identified by one's quasi-identifier (e.g., a combination of some non-sensitive attribute values) [24] and/or one's neighborhood information in the graph [38], [5].

Example 1. (Social-Network) Figure 1 is an example of a social-network graph before the anonymization and release. Each vertex in the graph corresponds to a user with two attributes, one non-sensitive attribute A_1 and one sensitive attribute A_2 . Here, for sensitive attribute A_2 (e.g., salary), we assume that its value range is sensitive, if A_2 is less than 0.2 (i.e., low salary). Each edge represents the friendship between two users.

From Figure 1, the release of such a graph may greatly threaten the privacy of users, for example, vertex v_4 with

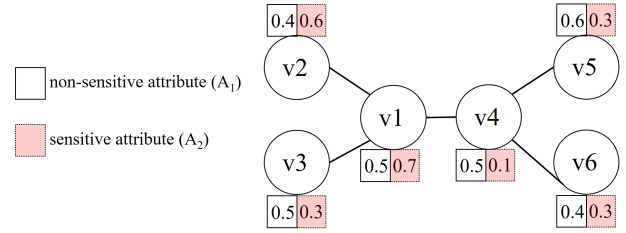


Fig. 1: An example of social-network graph G before releasing. low salary. Thus, it is very important to study how to release the most graph information (i.e., attribute values and graph structure), without revealing the users' privacy.

In order to publish such social-network data while protecting the users' privacy, one possible direction is to separately release the anonymized graph structure and users' attribute values. For example, [38], [5] considered the graph structure attack only, and protected the users' identities via any structure attack. As an example in Figure 1, by removing all attribute values at vertices, we can obtain a 2-automorphism anonymized graph [38], where each node cannot be distinguished from at least 1 ($= 2 - 1$) other symmetric vertex via structural information. A better graph releasing strategy is to release both the graph structure and attribute values together. Yuan et al. [33] proposed a graph anonymization mechanism, called k -degree- l -diversity, which guarantees that the candidate set of any vertex has at least k candidate vertices (i.e., k -anonymity [24]) with the same degree and contains at least l different values on sensitive attribute (i.e., l -diversity [21]).

Example 2. (Privacy Disclosure) In Figure 1, vertices v_1 and v_4 satisfy the 2-degree-2-diversity requirement, where they both have 2 similar vertices (i.e., v_1 and v_4) and contain 2 different values (i.e., 0.1 and 0.7) on the sensitive attribute. However, this is actually not safe for vertices v_1

- W. Ren is with Shenzhen Institute of Computing Sciences, Shenzhen, China. E-mail: renweilong@sics.ac.cn
- K. Ghazinour is with the State University of New York, Canton, NY, USA. E-mail: ghazinourk@canton.edu
- X. Lian is with the Department of Computer Science, Kent State University, Kent, Ohio, USA. E-mail: xliankent.edu

and v_4 in Figure 1, if we consider their neighbors’ information. For instance, the neighbors of vertices v_1 and v_4 are $\{v_2, v_3, v_4\}$ and $\{v_1, v_5, v_6\}$, with non-sensitive attribute values $\{0.4, 0.5, 0.5\}$ and $\{0.5, 0.6, 0.4\}$, respectively. If an attacker knows neighbors of v_1 and v_4 (including their non-sensitive attributes), this attacker can uniquely identify v_1 and v_4 , which reveals the privacy information of v_1 and v_4 .

Therefore, most existing works (e.g., [25], [33], [38], [5]) usually protected the privacy of either the graph structure only or vertex attributes only. Their proposed techniques cannot be directly applied to the problem of privacy preservation of graph data, since graph data not only have sensitive attribute values, but also contain sensitive relationships (i.e., edges) among vertices in the graph structure. Meanwhile, although there are a few works (e.g., [23]) that consider both vertex attributes and the graph structure, they assumed that the attacker only knows direct neighbors of vertices (i.e., 1-hop neighbors), which cannot resist from attackers with n -hop ($n > 1$) neighbor information.

In this paper, we will explore how to release both the graph structure and attributes of vertices, while preventing the users’ identities and sensitive attribute values from the leakage. To achieve this goal, there are two requirements on the released graph. First, to avoid the graph structure attack, we need to take into account the structure of n -hop neighbors for any vertex in the graph. Moreover, we need to consider the intersection attack, raised by the possible combinations of n -hop neighbor graph structure and vertex attributes (from either the target vertex or its neighbors). One straightforward solution for the intersection attack is to separately publish the anonymized graph structure and vertex attribute values, in which vertex IDs are not consistent in both anonymized parts. However, this method will directly destroy the relationship between the graph structure and vertex attributes. Instead, in this paper, we aim to publish both the graph structure and attribute values of each vertex, under the premise of protecting the graph privacy via either n -hop neighborhood attack or attribute-related attack (e.g., quasi-identifier).

Specifically, in this paper, we will adopt k -anonymity [24] and t -closeness [18] (a stronger privacy mechanism than l -diversity [21]) to guarantee the privacy preservation for vertex attributes in graph data. Furthermore, for the graph structure, we will protect the vertex identity from n -hop neighbor attack by inserting fake nodes, edges, and/or attributes.

Example 3. (An Anonymized Graph) Figure 2 illustrates an anonymized graph of the social-network graph in Figure 1 by adding two fake vertices, v_7 and v_8 , with non-sensitive attribute values 0.6 and 0.5, as the new neighbors of vertices v_1 and v_4 , respectively. We can see that vertices v_1 and v_4 cannot be identified by an attacker through their neighbors’ information, since either v_1 or v_2 has 4 neighbors with the same set of non-sensitive attributes.

To tackle the graph privacy preservation problem, in this paper, we will formalize a novel graph privacy preservation mechanism, namely kt -safe graph, which can efficiently

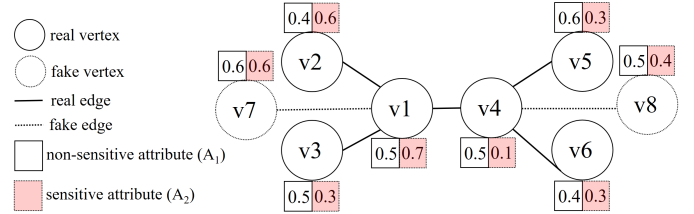


Fig. 2: An anonymized graph G' from graph G in Figure 1.

anonymize the graph by letting their n -hop neighbors contain the same or similar information (e.g., same/similar non-sensitive values). We prove that the kt -safe graph generation is NP-hard and not tractable. Therefore, we propose a feasible framework for the kt -safe graph anonymization, and optimize the framework by designing a cost-model-based graph partitioning strategy, proposing an effective pruning method, and devising a tree synopsis for facilitating efficient anonymization process (especially for a large-scale graph).

Note that, unlike previous works that release graph statistics only [7], [9] or synthetically generated (anonymized) graphs [12], in this paper, we aim to publish a “real” anonymized graph. Moreover, even if we use the widely adopted *differential privacy* mechanism [10], [9] to release a real anonymized graph (rather than graph statistics [9]), it may introduce too many nodes/edges in the real attributed graph due to its strong privacy guarantee, which leads to poor utility of the anonymized graph. We would like to leave interesting topics of releasing real attributed anonymized graphs via the *differential privacy* as our future work.

Contributions. In this paper, we make the following contributions:

- 1) We formalize a novel and important problem, namely *kt-safety graph anonymization*, based on our newly proposed graph privacy-preservation mechanism, *kt-safety*, in Section 2.
- 2) We prove the NP-hardness of the *kt-safety graph anonymization* problem, and propose a feasible *kt*-safe graph generation framework in Section 3.
- 3) We propose the detailed algorithms, under our *kt*-safe graph generation framework in Section 4.
- 4) We design a cost-model-based graph partitioning strategy, a pruning method, and a tree synopsis to optimize the *kt*-safe graph anonymization process in Section 5.
- 5) We evaluate through extensive experiments the performance of our *kt*-safe graph generation approach on real/synthetic data in Section 6.

In addition, Section 7 reviews related works on privacy preservation over tabular and graph data. Section 8 concludes this paper.

2 PROBLEM DEFINITION

2.1 Models

In this subsection, we present the graph model considered in this paper, and the model of the attacker’s knowledge used for identifying some target vertices.

Graph Model: First, we give the definition of graph data (e.g., social networks) as follows.

Definition 1. (Graph, G) A graph G is represented by a triple $(V(G), E(G), A(G))$. Here, $V(G)$ is a set of vertices (nodes) v_i (for $1 \leq i \leq |V(G)|$), $E(G)$ is a set of unlabelled edges e_j (for $1 \leq j \leq |E(G)|$), and $A(G) = (A_1, \dots, A_{d-1}, A_d)$ is an attribute set at each vertex $v_i \in V(G)$, where the first $(d-1)$ attributes A_j (for $1 \leq j \leq d-1$) are non-sensitive attributes and the d -th attribute A_d is a sensitive attribute. ■

In Definition 1, we use $v_i.A_j$ to denote the value of attribute A_j at vertex v_i . When an attribute value $v_i.A_j$ is not available (or missing), we denote it as $v_i.A_j = \text{"-"}$. The first $(d-1)$ attributes, $(v_i.A_1, \dots, v_i.A_{d-1})$, of each vertex v_i can be used as a *quasi-identifier*, denoted as $v_i.QI$, which partially discloses the identity of vertex v_i . Moreover, the d -th attribute, $v_i.A_d$, contains a sensitive value that the user (vertex) v_i is not willing to disclose (e.g., user's age, salary, home address, or mobile number).

For simplicity, in this paper, we assume that there is only one sensitive attribute for each vertex. Nonetheless, our graph model can be easily extended to multiple sensitive attributes to be anonymized, by treating these sensitive attributes as a composite attribute.

Attacker Model: An attacker who wants to uniquely identify a vertex in the graph (e.g., some user in a social-network graph) may have a priori knowledge about features of this vertex, which is defined as follows.

Definition 2. (Attacker Model) We assume that an attacker knows the quasi-identifier, $v_i.QI$, of a target vertex v_i and its n -hop neighbor information, denoted as $HN(v_i, n)$, where $HN(v_i, n)$ is a subgraph containing all neighbor vertices (with their non-sensitive attributes) that are less than or equal to n hops away from v_i . ■

In Definition 2, an attacker can have two types of background information about a target vertex v_i , which are the target's quasi-identifier $v_i.QI$ and its n -hop neighbor information $HN(v_i, n)$ (i.e., a subgraph structure with n -hop neighbors of v_i , containing non-sensitive attributes). In a special case where $n = 0$, the attacker only knows the quasi-identifier of the target vertex v_i .

2.2 kt -Safe Graph via Privacy Mechanisms

Preliminary: Prior privacy mechanisms such as k -anonymity [24] and t -closeness [18] are usually proposed for tabular data, which produce an anonymized version of the original tabular data. As a result, even if an attacker has the quasi-identifier of a target record, he/she can only obtain a set of candidate records, but still cannot uniquely identify the target from these records. Specifically, k -anonymity requires the size of this candidate set not be smaller than k , whereas t -closeness requires the distribution of sensitive attribute values within this set be similar to that of the entire released data (i.e., distances between the two distributions should not be larger than a threshold t).

Different from tabular data, the privacy protection over graph data is much more complex, since it involves the relationships (i.e., edges in the graph structure) among vertices in the graph (e.g., users in social networks).

The Protection Set of a Vertex: Specifically, for each vertex v_i (associated with a quasi-identifier $v_i.QI$ and its n -hop neighbor information $HN(v_i, n)$) in the privacy-preserved graph, we aim to guarantee that there exists a set, $v_i.PS$, of (at least k) candidate vertices v_m with the same quasi-identifier $v_m.QI$ as $v_i.QI$ and n -hop neighbor information $HN(v_m, n)$ similar to $HN(v_i, n)$.

Below, we define the protection set, $v_i.PS$, of vertex v_i .

Definition 3. (Protection Set, $v_i.PS$) Given a parameter t , a graph edit distance threshold ϵ , and a vertex v_i with its quasi-identifier $v_i.QI$ and n -hop neighbor information $HN(v_i, n)$, a protection set, $v_i.PS$, of vertex v_i is a set of vertices v_m that satisfy the following three conditions:

- 1) $v_i.QI = v_m.QI$;
- 2) $ged(HN(v_i, n), HN(v_m, n)) \leq \epsilon$; and
- 3) $att_dist(HN(v_i, L), HN(v_m, L), A_j) \leq t$ (for $1 \leq j \leq d-1$ and $1 \leq L \leq n$);

where $ged(g_1, g_2)$ is the graph edit distance between subgraphs g_1 and g_2 by considering vertex/edge insertion operators, $HN(v_i, L)$ is a subgraph that contains all neighbor vertices that are less than or equal to L hops away from v_i , and $att_dist(g_1, g_2, A_j)$ is a distance function between attribute value distributions from subgraphs g_1 and g_2 , for each non-sensitive attribute A_j ($1 \leq j \leq d-1$). ■

Intuitively, in Definition 3, the protection set $v_i.PS$ contains a set of vertices v_m with (1) the same quasi-identifiers as $v_i.QI$, (2) graph structures of n -hop neighbors similar to that of $HN(v_i, n)$ (restricted via parameters n and ϵ), and (3) non-sensitive attributes A_j in subgraphs $HN(v_m, L)$ similar to that of $HN(v_i, L)$ (restrained via parameter t). Note that, we do not want to identify vertex v_i from the distributions of non-sensitive attributes of its L -hop neighbors $HN(v_i, L)$. Thus, in Definition 3, we apply t -closeness [18] to the distributions of non-sensitive attributes A_j , which can indirectly protect sensitive attribute values of graph nodes.

To preserve the privacy of graph data, in this paper, we consider graph edit operators such as node and edge insertions. Therefore, the graph edit distance, $ged(HN(v_i, n), HN(v_m, n))$, is given by considering vertex or edge insertion operators (i.e., changes of the graph structure).

To insert new attribute values, we will introduce new fake nodes with attributes, such that $att_dist(HN(v_i, L), HN(v_m, L), A_j) \leq t$ holds for each attribute A_j (for $1 \leq j \leq d-1$) and with $(\leq L)$ -hop neighbors (for $1 \leq L \leq n$).

Following [18], we adopt *Earth Mover's Distance* (EMD) as our distance function $att_dist(g_1, g_2, A_j)$. To compute the *Earth Mover's Distance* for category data [18], function $att_dist(HN(v_i, L), HN(v_m, L), A_j)$ is given by half of the L_1 -norm distance between two normalized (attribute frequency) distributions from subgraphs $HN(v_i, L)$ and $HN(v_m, L)$.

$$att_dist(HN(v_i, L), HN(v_m, L), A_j) = \frac{1}{2} \cdot \sum_{v_{a_j} \in dom(A_j)} |pdf(a_j \in HN(v_i, L)) - pdf(a_j \in HN(v_m, L))|, \quad (1)$$

where $dom(A_j)$ is the value domain of attribute A_j , function $pdf(a_j \in HN(v, L)) = \frac{freq(a_j \in HN(v, L))}{\sum_{v_{a_j} \in dom(A_j)} freq(a_j \in HN(v, L))}$

is the frequency fraction of value $a_j \in \text{dom}(A_j)$ appearing in vertices of subgraph $HN(v, L)$ (i.e., nodes within L hops away from vertex v), and $\text{freq}(a_j \in HN(v, L))$ is the frequency (count) of value $a_j \in \text{dom}(A_j)$ in subgraph $HN(v, L)$. We can extend the distance function $\text{att_dist}(g_1, g_2, A_j)$ from EMD to other distances like L_1 -norm distance of two histograms (i.e., Hamming distance), by removing the parameter $\frac{1}{2}$ from Eq. (1).

Goals of Graph Privacy Preservation: We want to release an anonymized (privacy-preserved) graph that prevents the privacy of any vertex v_i from leakage, with the following two goals:

- 1) the attacker cannot uniquely link (identify) any vertex v_i in graph G to some vertices via quasi-identifier $v_i.QI$ and n -hop neighbor information $HN(v_i, n)$ with high confidences, and;
- 2) the attacker cannot deduce a vertex's sensitive attributes to precise values via $v_i.QI$ and $HN(v_i, n)$ with high confidences.

We define a safe (privacy-preserved) vertex as follows.

Definition 4. (*kt*-Safe Vertex) Given thresholds k, t, α , and ϵ , a vertex v_i is *kt*-safe, if it satisfies the two conditions below:

- 1) $|v_i.PS| \geq k$, and;
- 2) $P_{sens}(v_i.PS, A_d) \leq \alpha$,

where $|\cdot|$ is the size of \cdot , and $P_{sens}(v_i.PS, A_d)$ is the fraction of vertices $v_m \in v_i.PS$ that have sensitive values for sensitive attribute A_d . ■

Intuitively, in Definition 4, a vertex v_i is *kt*-safe, if (1) v_i has at least k vertices, v_m , in the protection set $v_i.PS$, and (2) less than $(100 \cdot \alpha)\%$ of vertices $v_m \in v_i.PS$ have sensitive values for attribute A_d . Note that, here we consider attribute A_d having either sensitive or non-sensitive values. For example, for the disease attribute, its values like "AIDS" and "cancer" are sensitive, whereas attribute values such as "flu" and "cold" are not so sensitive. With the two conditions above, we cannot distinguish v_i from other vertices in $v_i.PS$ and disclose sensitive attribute values. Thus, we call v_i a *kt*-safe vertex.

Definition 5. (*kt*-Safe Graph) Given a graph G and thresholds k, t, α , and ϵ , we call the anonymized graph G' of G a *kt*-safe graph, if any vertex $v_i \in V(G')$ is *kt*-safe. ■

In Definition 5, given a graph G , the anonymized graph G' is *kt*-safe, if all vertices $v_i \in V(G')$ are *kt*-safe (i.e., the privacy of every vertex in G' is well preserved).

Discussions on the *kt*-Safety Model: Our *kt*-safety model adopts the k -anonymity [24], [8] for the protection set (as given by Definition 4), and the t -closeness for non-sensitive attributes in the protection set (as given by Definition 3). Essentially, our goal is to protect the identity and sensitive attribute values of each node v_i in the graph.

Note that, our *kt*-safety model can be easily extended to protecting both the identity and link safety, by setting neighbor-related parameters ϵ and t (given in Definition 3) to 0. Moreover, we can easily extend our *kt*-safety model to other privacy mechanisms, for example, updating t -closeness with β -likeness [3], by revising the

distance function from $\text{att_dist}(HN(v_i, L), HN(v_m, L), A_j)$ to $\text{att_dist}(HN(v_i, L), HN(v_m, L), a_j)$, where $a_j \in \text{dom}(A_j)$ are the values on non-sensitive attributes A_j .

2.3 *kt*-Safe Graph Anonymization Problem

The Anonymization Cost: We define the cost of the graph anonymization as follows.

Definition 6. (The Anonymization Cost) Given a graph G and its anonymized graph G' , the anonymization cost, $\text{Cost}(G, G')$, from G to G' is given by:

$$\text{Cost}(G, G') = |(V(G') \cup V(G)) - (V(G') \cap V(G))| + |(E(G') \cup E(G)) - (E(G') \cap E(G))|, \quad (2)$$

where $V(G)$ and $E(G)$ are the sets of nodes and edges in graph G , respectively, and $|S|$ is the size of set S . ■

In Definition 6, the anonymization cost, $\text{Cost}(G, G')$, is defined as the total number of graph edit operators from G to G' (as given by Eq. (2)).

In particular, the first term in Eq. (2) (i.e., $|(V(G') \cup V(G)) - (V(G') \cap V(G))|$) is the cost of vertex edits from G to G' , while the second term in Eq. (2) (i.e., $|(E(G') \cup E(G)) - (E(G') \cap E(G))|$) corresponds to the cost of edge edits from G to G' . The anonymization cost $\text{Cost}(G, G')$ sums up the two terms above.

Graph Release via k -Anonymity and t -Closeness: After defining the anonymization cost for graph privacy preservation, we provide the definition of our *kt*-safe graph anonymization problem below.

Definition 7. (*kt*-Safe Graph Anonymization Problem)

Given a graph G , and thresholds k, t, α , and ϵ , the problem of *kt*-safe graph anonymization is to produce an anonymized *kt*-safe graph G' from G , with minimal anonymization cost $\text{Cost}(G, G')$ (given in Eq. (2)). ■

In Definition 7, given a graph G , the *kt*-safe graph anonymization problem aims to generate and release an anonymized *kt*-safe graph G' from graph G with the minimum anonymization cost in Definition 6.

Challenges: The major challenges to tackle the *kt*-safe graph anonymization problem are twofold. First, previous works assumed that an attacker knows the quasi-identifier and degree of a target only [33], or the graph structure of the target's n -hop neighbors only [38], [5]. However, this assumption may not always hold in practice, since the attacker may know both quasi-identifier and n -hop neighbors (for $n \geq 1$, as given in Definition 2). It is non-trivial how to protect the identity and sensitive attribute values of each vertex against attacker's knowledge in Definition 2. Thus, we need to propose an effective solution to transforming each vertex in G to a *kt*-safe vertex.

Second, it is very challenging to efficiently anonymizing vertices for the large-scale graph. The *kt*-safe graph anonymization problem is NP-hard (as will be proved in Section 3.1) and thus intractable. We need to design efficient heuristic approaches to improve the efficiency of the graph anonymization.

Table 1 depicts the commonly used symbols and their descriptions in this paper.

TABLE 1: Symbols and descriptions.

Symbol	Description
G	a graph
G'	a kt -safe graph of G (an anonymized graph)
\mathcal{G}	a set of disjoint subgraphs from graph G
$v_i.QI$	the quasi-identifier of vertex v_i
$HN(v_i, n)$	the n -hop neighbor information of vertex v_i
$v_i.PS$	a set of vertices for protecting the privacy of vertex v_i
$v.CS$	a candidate set of vertices with quasi-identifiers and n -hop graph structures similar to that of a target vertex v

3 kt -SAFE GRAPH GENERATION

3.1 NP-hardness of the kt -Safe Graph Anonymization Problem

Theorem 3.1. (NP-hardness) The structural-attack-resistance-only version of kt -safe graph anonymization problem in Definition 7 is NP-hard.

Proof: Please refer to Appendix A.1 in our supplemental material. \square

3.2 kt -Safe Graph Generation Framework

Since the kt -safe graph anonymization problem is NP-hard and not tractable, we will propose alternative heuristics-based algorithms. Specifically, Algorithm 1 illustrates a heuristic-based kt -safe graph generation framework, which produces a kt -safe graph G' from a given graph G , where we only consider graph adding operations (i.e., inserting vertices/edges) for simplicity. We leave as our future work for extending Algorithm 1 by embedding graph deletion operations (i.e., removing vertices/edges).

This framework consists of three phases: *preprocessing*, *kt-safe graph generation*, and *kt-safe graph merging* phases. In the *preprocessing* phase, we first partition graph G into s disjoint subgraphs, and store these partitioned subgraphs in a set \mathcal{G} via function *partition_graph*(G, γ, s) (line 1).

In the *kt-safe graph generation* phase, we make each partitioned subgraph $g \in \mathcal{G}$ a kt -safe subgraph. For each partitioned subgraph g in \mathcal{G} , we sort vertices in g in a queue Q_g by the counts of their ($\leq n$)-hop neighbors in ascending order (line 4), based on which we anonymize vertices. Intuitively, the vertices with less neighbors should be considered first, since graph edit operators (i.e., insertion operators over vertex/edge/attribute) over these vertices may have less effect on the neighbor information of other unprocessed vertices. Next, for each vertex $v_i \in Q_g$ (assuming that v_i is the target vertex), we invoke function *initial_candidate*(v_i, g), and retrieve an initial candidate set $v_i.CS$ for $v_i \in g$ (lines 5-6), which can be used for quickly obtaining the protection set $v_i.PS$ of v_i .

Then, for each vertex $v_i \in g$ in the queue Q_g , we make v_i a kt -safe vertex via function *kt_safety_vertex*($v_i, v_i.CS, g$) (line 7). Note that, in the anonymization process of v_i , if graph edit operators (i.e., adding edges/attributes) over a vertex $v_i \in g$ affects the privacy of previously anonymized vertices (i.e., identity or sensitive attribute values), then we will create a duplicate v'_i of v_i , and perform graph edits on duplicate vertex v'_i (instead of v_i). This way, we can obtain a kt -safe graph g' from subgraph $g \in \mathcal{G}$, and add g' to the set \mathcal{G}' (lines 8-9).

In the *kt-safe graph merging* phase, we merge vertices in kt -safe subgraphs $g' \in \mathcal{G}'$ and their duplicates in other kt -safe subgraphs in \mathcal{G}' via function *merge_subgraphs*(\mathcal{G}')

Algorithm 1: kt -Safe Graph Generation Framework

Input: a graph G , and thresholds $k, t, \epsilon, \alpha, \gamma$, and s
Output: an anonymized kt -safe graph G'

```

// Preprocessing Phase
1  $\mathcal{G} \leftarrow \text{partition\_graph}(G, \gamma, s)$  // partition graph
   into disjoint subgraphs (Section 4.1)
//  $kt$ -safe graph Generation Phase
2  $\mathcal{G}' \leftarrow \text{null}$ 
3 for each subgraph  $g \in \mathcal{G}$  do
4    $Q_g \leftarrow$  vertices  $v_i \in g$  sorted by the count of their
   ( $\leq n$ )-hop neighbors in ascending order
5   for  $v_i \in Q_g$  do
6     // retrieve initial candidate
       vertices  $v_m$  of  $v_i$  in  $g$  (Algorithm
       6 in Section 4.2.1)
        $v_i.CS \leftarrow \text{initial\_candidate}(v_i, g)$ 
       // make vertex  $v_i$  a  $kt$ -safe vertex
       (Section 4.2.2)
7     invoke function kt_safety_vertex( $v_i, v_i.CS, g$ )
8   obtain a  $kt$ -safe subgraph  $g'$  from  $g$ 
9    $\mathcal{G}' \leftarrow \mathcal{G}' \cup \{g'\}$ 
//  $kt$ -Safe Graph Merging Phase
10  $G' \leftarrow \text{merge\_subgraphs}(\mathcal{G}')$  // merging  $|\mathcal{G}'|$ 
    subgraphs  $g' \in \mathcal{G}'$  by resolving conflicts
    between vertices and their duplicates
    (Section 4.3)
11 return a  $kt$ -safe graph  $G'$ 

```

(line 10). Finally, we return the merged graph G' as the kt -safe graph (line 11).

Note that, Algorithm 1 can work for producing a kt -safe anonymized graph without restricting the setup of n -hop neighbors (i.e., $n \geq 1$). However, since exact GED calculation between two n -hop neighbor subgraphs $HN(v, n)$ is an NP-hard problem for $n > 1$, the cost of GED computation for $n > 1$ is expected to be higher than that for $n = 1$. Moreover, we have an attack resistance discussion on the anonymized graph via Algorithm 1 (e.g., against minimality attack [29]). Please refer to Appendix A.3 in the supplemental material for details.

4 ALGORITHMS FOR kt -SAFE GRAPH ANONYMIZATION

Please refer to Appendix A.9 in our supplemental material for a running example with the 3 phases of anonymizing the graph in Figure 1 via our kt -safe graph generation approach.

4.1 Preprocessing Phase

Graph Partitioning: We use the divide-and-conquer strategy to divide G into subgraphs with similar sizes, which reduces the time cost to anonymize each vertex to be kt -safe by making each subgraph a kt -safe graph.

Given a graph G , the maximum size, γ , of subgraphs, and the number, s , of partitions, we have an algorithm to produce a set, \mathcal{G} , of partitioned subgraphs. Please refer to Algorithm 5 in Appendix A.4 in our supplemental material for details.

Note that, after we divide G into subgraphs g_i , we will expand each subgraph g_i by including duplicated n -hop neighbors of border vertices $v \in g_i$. We will conduct the anonymization process on each expanded subgraph, and then merge the anonymized subgraphs.

Discussions on Parameters γ and s . Please refer to Appendix A.5 in our supplemental material for the discussions on parameters γ and s .

4.2 kt -Safe Graph Generation Phase

4.2.1 Candidate Set Detection

For any vertex v_i , in order to obtain its protection set $v_i.PS$ (as given in Definition 3), we will first retrieve its initial candidate set, $v_i.CS$, of vertices v_m that satisfy the first two conditions (w.r.t. quasi-identifier and graph structure) in Definition 3, which we can further anonymize to obtain $v_i.PS$ (satisfying the third condition). Please refer to Algorithm 6 in Appendix A.6 in our supplemental material for details.

Note that, if many vertices $v_m \in V(G)$ have the same quasi-identifier (i.e., $v_m.QI$) as v_i , we will obtain many candidates in $v_i.CS$, which leads to a lower anonymization cost to anonymize v_i as a kt -safe vertex later in Section 4.2.2.

4.2.2 kt -Safe Vertex Generation

Algorithm 2 illustrates the details of the kt -safe graph generation phase, which obtains a protection set $v_i.PS$ of each vertex v_i , based on the candidate set $v_i.CS$, and protects the identity and sensitive attribute values of v_i , leveraging $v_i.PS$.

Initialization of the Protection Set $v_i.PS$: In Algorithm 2, we first compute an initial protection set $v_i.PS$ of vertex v_i (based on the candidate set $v_i.CS$) that satisfies the three conditions in Definition 3 (lines 1-11). Specifically, candidate vertices v_m in $v_i.CS$ satisfy the first two conditions of Definition 3. Thus, we only need to further check whether vertices v_m also satisfy the third condition (i.e., similar quasi-identifiers in L -hop neighbors of vertex v_i).

Specifically, for each vertex $v_m \in v_i.CS$, we check the similarity of value distributions on attribute A_j (for $1 \leq j \leq d-1$) between L -hop neighbors of v_i and v_m (for $1 \leq L \leq n$; lines 1-9). If it holds that $att_dist(HN(v_i, L), HN(v_m, L), A_j) \leq t$ for all non-sensitive attributes A_j ($1 \leq j \leq d-1$) and all L -hop neighbors (i.e., flag $att_safe = true$ holds), then we will add v_m to the protection set $v_i.PS$ (lines 10-11).

Identity Protection of v_i : After obtaining an initial protection set $v_i.PS$, we next aim to protect the identity of vertex v_i , by letting $|v_i.PS| \geq k$ hold (i.e., the first condition of the kt -safe vertex in Definition 4).

Specifically, if the initial protection set $v_i.PS$ satisfies the condition $|v_i.PS| \geq k$, then we do nothing; otherwise, we will let the remaining candidates in set $(v_i.CS - v_i.PS)$ become protection vertices for v_i (lines 12-26). That is, when $|v_i.PS|$ is less than k , we will obtain $N_{needed} (= k - |v_i.PS|)$ more vertices as protection vertices, either from $(v_i.CS - v_i.PS)$ (lines 14-23) and/or by adding fake duplicate nodes (lines 24-26).

For the remaining vertices $v_m \in (v_i.CS - v_i.PS)$ that do not satisfy the third condition (w.r.t. attribute distributions) in Definition 3, we will attempt to add new nodes (and edges as well) to their L -hop neighbors to make them the members of $v_i.PS$ (i.e., $v_m \in v_i.PS$). Specifically, we will do a rehearsal to add some fake nodes and edges to make v_m satisfy the third condition of Definition 3, where the

Algorithm 2: $kt_safefy_vertex(v_i, v_i.CS, G)$

Input: a graph G , a vertex v_i , a candidate set $v_i.CS$, and thresholds k, t, ϵ , and α

Output: a kt -safe vertex v_i

```

// retrieve an initial protection set
//  $v_i.PS$  of  $v_i$ 
1 for each  $v_m \in v_i.CS$  do
2    $att\_safe \leftarrow true$ 
3   for  $L = 1$  to  $n$  do
4     for  $j = 1$  to  $d-1$  do
5       if  $att\_dist(HN(v_i, L), HN(v_m, L), A_j) > t$ 
6         then
7            $att\_safe \leftarrow false$ 
8           break;
9       if  $att\_safe = false$  then
10        break;
11  if  $att\_safe = true$  then
12     $v_i.PS \leftarrow v_i.PS \cup \{v_m\}$ 
// make  $v_i$  satisfy  $|v_i.PS| \geq k$ 
13 if  $|v_i.PS| \in [0, k)$  then
14    $N_{needed} \leftarrow k - |v_i.PS|$ 
15   for each  $v_m \in (v_i.CS - v_i.PS)$  do
16     if  $N_{needed} = 0$  then
17       break;
18   if  $v_m$  can be a member of  $v_i.PS$  via adding fake
19     nodes and edges then
20      $v_i.PS \leftarrow v_i.PS \cup \{v_m\}$ 
21     for each vertex  $v_l \in Q_G$  prior to  $v_i$  in  $Q_G$  do
22       if graph edit operators over vertex  $v_a$  affect
23         the privacy of  $v_l$  then
24         make a duplicate  $v'_a$  of  $v_a$ 
25         proceed graph edit operators over  $v'_a$ 
26      $N_{needed} \leftarrow N_{needed} - 1$ 
27 if  $N_{needed} > 0$  then
28   add  $N_{needed}$  fake duplicate vertices  $v'_i$  of
29   existing vertices  $v_m \in v_i.PS$  with non-sensitive
30   value on sensitive attribute  $A_d$ , via fake
31   vertex/edge/attribute insertion
32    $v_i.PS \leftarrow v_i.PS \cup \{v'_i\}$ 
// make  $v_i$  satisfy  $P_{sens}(v_i.PS, A_d) \leq \alpha$ 
33 if  $P_{sens}(v_i.PS, A_d) > \alpha$  then
34   add  $x (= \lceil \frac{N_{sens}}{\alpha} - |v_i.PS| \rceil)$  fake duplicate vertices  $v'_i$ 
35   of existing vertices  $v_m \in v_i.PS$  with non-sensitive
36   value on sensitive attribute  $A_d$ , via fake
37   vertex/edge/attribute insertion
38    $v_i.PS \leftarrow v_i.PS \cup \{v'_i\}$ 

```

addition operations are finally executed only if they will not make v_m violate the first two conditions of Definition 3. If we can transform v_m to a member of $v_i.PS$, then we will add it to $v_i.PS$ and update those vertices v_l affected by node/edge insertions for v_m , via vertex/edge duplication (lines 17-23). In particular, the anonymization operations of $v_m \in (v_i.CS - v_i.PS)$ may affect the privacy (i.e., identity and sensitive attribute values) of those kt -safe vertices v_l , prior to v_i in the queue Q_G . Thus, in the case that graph edit operators on a vertex v_a affect v_l , we will duplicate v_a and obtain v'_a to proceed the operators (lines 19-22). That is, the anonymization operations of a vertex do not affect the privacy of previously anonymized vertices. When we include a new vertex $v_m \in v_i.PS$, we will decrease

Algorithm 3: merge_subgraphs(\mathcal{G}')

Input: a set, \mathcal{G}' , of anonymized subgraphs g'
Output: a refined kt -safe graph G'

- 1 **for** any two expanded subgraphs, g_1 and g_2 , from \mathcal{G}' **do**
- 2 **for** each common vertex v or its duplicate v' between g_1 and g_2 **do**
- 3 **if** $HN(v, n)$ and $HN(v', n)$ in g_1 and g_2 are not changed w.r.t. that in initial graph G **then**
- 4 merge v and v' into one vertex
- 5 **else**
- 6 keep both v and v' in g_1 and g_2 , respectively
- 7 obtain a merged graph g from g_1 and g_2
 $\mathcal{G}' \leftarrow \mathcal{G}' \cup \{g\} - \{g_1, g_2\}$
- 8 **return** $G' \in \mathcal{G}'$

the variable N_{needed} by 1 (line 23). The iteration process terminates, when $N_{needed} = 0$ holds (lines 15-16) or there are no more vertices in $(v_i.CS - v_i.PS)$ (line 14).

After checking all vertices in $v_i.CS$, if we still need more vertices in the protection set $v_i.PS$ (i.e., $N_{needed} > 0$), then we have to add N_{needed} fake duplicate nodes v'_i of v_i with non-sensitive values on attribute A_d and with the same associated edges as v_i (lines 24-25). Then, we include duplicate nodes v'_i in the protection set $v_i.PS$ (line 26).

Sensitive Attribute Value Protection of v_i : Next, we will let vertex v_i satisfy the second condition of the kt -safe vertex in Definition 4 (i.e., $P_{sens}(v_i.PS, A_d) \leq \alpha$). Specifically, if it holds that $P_{sens}(v_i.PS, A_d) > \alpha$, we will add to graph G x fake duplicates of existing vertices $v_m \in v_i.PS$, but with different non-sensitive values on attribute A_d , where x is given by $\lceil \frac{N_{sens}}{\alpha} - |v_i.PS| \rceil$ and N_{sens} is the count of vertices $v_m \in v_i.PS$ with sensitive values on attribute A_d (line 28). Finally, we include these vertices v'_i in the protection set $v_i.PS$ (line 29). This way, we can obtain a protection set $v_i.PS$ for vertex v_i , such that v_i is a kt -safe vertex (satisfying the two conditions in Definition 4).

Discussions on Parameters k, t, ϵ and α . Please refer to Appendix A.7 in our supplemental material for the discussions on parameters k, t, ϵ and α .

4.3 kt -Safe Graph Merging Phase

In the kt -safe graph merging phase, Algorithm 3 merges the anonymized kt -safe subgraphs from \mathcal{G}' back to one single kt -safe graph G' . In particular, for any two (expanded) kt -safe subgraphs, g_1 and g_2 , from \mathcal{G}' , we need to merge the original vertices v and their duplicates v' (lines 1-6). That is, if $HN(v, n)$ and $HN(v', n)$ are not modified (compared with the original graph G), then we can merge v and v' into the same vertex; otherwise, we will keep both versions (lines 3-6). This way, we can obtain a merged graph g from g_1 and g_2 , and update the set \mathcal{G}' (lines 7-8). Finally, there is only one graph G' left in \mathcal{G}' , which will be returned as the refined kt -safe graph (line 9).

4.4 Complexity Analysis

In this subsection, we first provide the time complexity of kt -safe graph anonymization algorithms. The graph partitioning (Algorithm 5 in Appendix A.4 in our supplemental material) needs $O(|V(G)| \cdot \log(|V(G)|))$ time complexity,

which includes the cost to load vertices $O(|V(G)|)$ and that to assign vertices to s subgraphs $O(|V(G)| \cdot \log(|V(G)|))$. The candidate set detection (Algorithm 6 in Appendix A.6 in our supplemental material) needs $O(|V(G)| \cdot C_{n-hop})$ time complexity in the worst case (i.e., all vertices share the same quasi-identifiers), where C_{n-hop} is the average time cost to calculate the graph edit distance between $HN(v_i, n)$ and $HN(v_m, n)$. The kt -safe vertex anonymization (Algorithm 2) takes $O(|v_i.CS| \cdot |V(G)| \cdot (|V(G)| + E(G)) + \frac{|v_i.CS|}{\alpha} \cdot (|V(G)| + |E(G)|))$ time complexity in the worst case, which contains 1) the cost to initialize the protection set $v_i.PS$ of v_i $O(|v_i.CS| \cdot n \cdot (d-1))$ when the neighbors $HN(v_m, n)$ of all candidate vertices $v_m \in v_i.CS$ of v_i have the similar value distribution on all non-sensitive attributes (lines 1-11), 2) the cost to make each vertex $v_m \in (v_i.CS - v_i.PS)$ a member of $v_i.PS$ $O(|v_i.CS| \cdot |V(G)| \cdot (|V(G)| + E(G)))$ when the anonymization of $v_m \in v_i.CS$ affects the privacy of all previous anonymized kt -safe vertices ($O(|V(G)|)$) and requires graph operations to be conducted over duplicated vertices (needing $O(|V(G)| + E(G))$) (lines 14-23), 3) the cost to add fake vertices and make them as the members of $v_i.PS$ $O(k \cdot (|V(G)| + |E(G)|))$ when the vertices $v_m \in v_i.CS$ cannot be anonymized as members of $v_i.PS$ (lines 24-26), and 4) the cost to add extra fake vertices to meet the privacy requirement $P_{sens}(v_i.PS, A_d) \leq \alpha$ and anonymize these fake vertices as members of $v_i.PS$ $O(\frac{|v_i.CS|}{\alpha} \cdot (|V(G)| + |E(G)|))$ when all vertices $v_m \in v_i.CS$ can be anonymized as members of $v_i.PS$ but all v_m hold sensitive values on attribute A_d . The subgraph merging (Algorithm 3) requires $O(|\mathcal{G}'|^2 \cdot |g|)$ time complexity, where $|\mathcal{G}'|$ is the number of anonymized subgraphs g' in set \mathcal{G}' , and $|g|$ is the size of vertices in a subgraph g .

For the anonymization cost (as given in Definition 6), our proposed kt -safety anonymization algorithms need to add $O((k-1) \cdot (|V(G)| + |E(G)|) \cdot \prod_{j=1}^{d-1} |dom(A_j)|)$ nodes and/or edges in the worst case, when each node has a unique value on each non-sensitive attribute A_j ($1 \leq j \leq d-1$), where $|dom(A_j)|$ is the domain size of attribute A_j . However, via the empirical evaluation of our anonymization algorithm over real/synthetic graphs, this anonymization cost is usually smaller than $O((k-1) \cdot (|V(G)| + |E(G)|))$. Please refer to Section 6.4 and Appendix C.4 in our supplemental material for the anonymization cost evaluation.

5 OPTIMIZATIONS FOR THE kt -SAFE GRAPH ANONYMIZATION

In this section, we propose optimization techniques for improving the effectiveness and efficiency of kt -safe graph anonymization algorithms. Specifically, we design a cost model to guide the graph partitioning in Section 5.1, propose effective pruning strategies to accelerate the candidate set retrieval for each vertex in Section 5.2, and devise a tree synopsis to facilitate efficient anonymization of a graph G in Section 5.3.

5.1 Cost Model for Graph Partitioning

In the preprocessing phase in Section 4.1, we need to partition graph G into disjoint subgraphs of similar sizes. Since the anonymization cost highly depends on the graph

Algorithm 4: Graph Partitioning Set \mathcal{G} Selection

Input: a graph G , thresholds γ and s , and iterations ite
Output: a good graph partitioning set \mathcal{G}

```

1 for  $i = 1$  to  $ite$  do
2   if  $i = 1$  then
3      $cts \leftarrow$  randomly and recursively select  $|\mathcal{G}|$ 
       centers (vertices) from  $G$ 
4      $\mathcal{G} \leftarrow$  obtain  $|\mathcal{G}|$  subgraphs centered at  $cts$  via
       clustering
5      $cost \leftarrow$  estimate anonymization cost of set  $\mathcal{G}$  via
       Eq. (3)
6   else
7      $CTs \leftarrow$  randomly replacing a vertex in  $cts$ 
8      $\mathcal{G}_{new} \leftarrow$  obtain  $|\mathcal{G}|$  subgraphs centered at  $CTs$ 
       via clustering
9      $COST \leftarrow$  estimate the anonymization cost of set
        $\mathcal{G}_{new}$  via Eq. (3)
10    if  $COST < cost$  then
11       $cts \leftarrow CTs$ 
12       $cost \leftarrow COST$ 
13       $\mathcal{G} \leftarrow \mathcal{G}_{new}$ 
14 return  $\mathcal{G}$ 

```

partitioning strategy, in this subsection, we will propose a cost model to estimate the anonymization cost of a graph partitioning strategy \mathcal{G}' , and guide the graph partitioning process.

The basic idea of our cost model is as follows. We retrieve a (small) sample graph S from G , and anonymize S as a kt -safe graph S' via our proposed approach (Algorithm 1). The total cost of anonymizing S comes from two parts, anonymization and merging. For anonymization cost, it is the sum of anonymization cost $u.C_{mkt}$ for making each vertex $u \in S$ to be kt -safe. For merging cost, it equals to the sum of cost $u'.C_{mer}$ for merging each border vertex $u' \in S$ and its duplicates. Then, given a graph partitioning strategy, we estimate the anonymization cost $Cost(G, \mathcal{G}')$ of G in Eq. (2), by summing up the approximate cost of each vertex $v \in \mathcal{G}$ to be kt -safe and that of each border vertex $v' \in \mathcal{G}$ to be merged based on the sample S . Specifically, we estimate the anonymization cost, $Cost(G, \mathcal{G}')$, below.

$$\begin{aligned}
& Cost(G, \mathcal{G}') & (3) \\
& = Cost_{anonymization} + Cost_{merging} \\
& = \sum_{\forall g_i \in \mathcal{G}} \sum_{\forall v \in g_i} \{u.C_{mkt} | \arg \min_u \sum_{\forall u \in S} \vartheta(u, v, n)\} \\
& \quad + \sum_{\forall g_i \in \mathcal{G}, g_h \in \mathcal{G}(i \neq h)} \sum_{\forall v' \in g_i \cup g_h} \{u'.C_{mer} | \arg \min_{u'} \sum_{\forall u' \in S} \vartheta(u', v', n)\},
\end{aligned}$$

where S is a sample graph from G containing vertices u , $u.C_{mkt}$ is the anonymization cost of sample u to be kt -safe, $u'.C_{mer}$ is the cost of border vertices u' and their duplicates to be merged, and function $\vartheta(u, v, n) = |V(HN(u, n))| - |V(HN(v, n))|$ calculates the difference of vertex numbers from subgraphs $HN(u, n)$ and $HN(v, n)$.

For each subgraph $g_i \subseteq \mathcal{G}$, based on the processing order Q_{g_i} , we estimate the kt -safety cost of each vertex $v \in g_i$ as the cost $u.C_{mkt}$ of sample $u \in S$ to be kt -safe, where u is the most similar sample to v among all samples in S w.r.t. their n -hop neighbor size (i.e., $u = \arg \min_u \sum_{\forall u \in S} \vartheta(u, v, n)$). Similarly, for each border vertex v' in any two subgraphs g_i

and g_h , we estimate its merging cost via the cost $u'.C_{mer}$ of the most similar border sample u' to v' in S to be merged.

Therefore, given a graph partitioning set \mathcal{G} , we can use Eq. (3) to estimate the anonymization cost (i.e., Eq. (2)). Intuitively, a good partitioning set will have a low estimated anonymization cost via Eq. (3). We can also adopt existing graph partitioning approaches (e.g., [28]) to accelerate the graph anonymization, as long as the estimated anonymization cost via Eq. (3) remains low.

Cost-Model-Based Graph Partitioning. Given a graph G , thresholds γ and s , and an iteration ite , we have Algorithm 4 to select a good graph partitioning set \mathcal{G} , based on the cost model in Eq. (3) (lines 1-14). Specifically, in the first iteration (i.e., $i = 1$), we randomly and recursively select $|\mathcal{G}|$ (determined by parameters γ and s) centers, cts , from G , and we obtain $|\mathcal{G}|$ subgraphs via clustering, in which cluster nodes in G have the shortest path to a center in cts (lines 2-4). Note that, if the size of a subgraph reaches γ , we will not assign more vertices to this subgraph. Then, we use Eq. (3) to estimate the anonymization cost for anonymizing and merging subgraphs in \mathcal{G} (line 5). In the remaining iterations (i.e., $i \neq 1$), we obtain a new set, CTs , of centers (i.e., vertices) by randomly replacing a vertex in cts , obtain a new subgraph set \mathcal{G}_{new} based on centers in CTs , and estimate the anonymization cost of the set \mathcal{G}_{new} via Eq. (3) (lines 6-9). We choose the partitioning set (either \mathcal{G} or \mathcal{G}_{new}) with lower cost (lines 10-13). Finally, we return the set \mathcal{G} with the minimal cost from ite iterations (line 14).

5.2 Pruning Strategy

In the candidate set detection phase in Section 4.2.1 (i.e., Algorithm 6 in Appendix A.6 of our supplemental material), given a vertex $v_i \in V(G)$, in order to obtain its candidate set $v_i.CS$, we need to compute the graph edit distance $ged(HN(v_i, n), HN(v_m, n))$ between n -hop neighbors of v_i and each vertex $v_m \in V(G)$, which is rather costly. Assume that there is a vertex v_p whose n -hop neighbors $HN(v_p, n)$ can be used as a pivot subgraph. Then, we can reduce the distance computation cost above via the triangle inequality by utilizing the pivot subgraph $HN(v_p, n)$ to filter out those vertices v_m that cannot be in the candidate set $v_i.CS$.

The Pruning via Pivots. We have the pruning lemma below to rule out vertices $v_m \in G$ whose n -hop neighbor subgraphs are dissimilar to $HN(v_i, n)$.

Lemma 5.1. (Pivot Pruning) Given two vertex n -hop neighbor subgraphs $HN(v_i, n)$ and $HN(v_m, n)$, and a pivot n -hop neighbor subgraph $HN(v_p, n)$, vertex v_m can be safely pruned (i.e., $v_m \notin v_i.CS$), if it holds that $|ged(HN(v_i, n), HN(v_p, n)) - ged(HN(v_m, n), HN(v_p, n))| > \epsilon$.

Proof: Please refer to Appendix A.2 in the supplemental material. \square

In practice, we can select a set, $PVTs$, of pivots $v_p \in G$ whose n -hop neighbor subgraphs $HN(v_p, n)$ can be adopted to enable the pivot pruning (as discussed in Lemma 5.1). If v_m can be pruned via any pivot $v_p \in PVTs$, then v_m is not a candidate of the set $v_i.CS$. Please refer to Appendix A.8 in our supplemental material for the details of our pivot set selection strategy.

5.3 *kt*-Tree

Based on the selected pivot set *PVTs* (via Algorithm 7 in Appendix A.8 in our supplemental material), we propose a tree synopsis, *kt*-tree (*ktT*), to further accelerate the retrieval process of candidates in $v_i.CS$ for each vertex $v_i \in G$.

***kt*-Tree Synopsis.** The *kt*-tree, *ktT*, is a tree index built over graph G , where each non-leaf node N contains m children nodes N_i (for $1 \leq i \leq m$), and each child node N_i exclusively includes around $(1/m \times 100)\%$ similar vertices in N . Specifically, each leaf node in *ktT* includes vertices $v \in G$ with the same or similar quasi-identifiers. Moreover, we use a hash function, $f(v.A_j)$, to hash value $v.A_j$ of a vertex $v \in G$ on non-sensitive attributes A_j (for $1 \leq j \leq d-1$) into a position in a bit vector with size B , where $B > 1$ is an integer value. Each node $N \in ktT$ contains two information:

- 1) $(d-1)$ bit vectors, $A_j.vec$, obtained via *bit OR* operators over all hash bit values of $v.A_j$ of vertex $v \in N$; and
- 2) a distance interval, $pvt.I$, of n -hop neighbor subgraphs between vertices in N and tree node (pivot) N .

Index Construction. We build the *kt*-tree index, *ktT*, by clustering vertices v in G in a bottom-up strategy. First, we cluster all vertices $v \in G$ based on their quasi-identifier $v.QI$, and treat these clusters as the leaf nodes of *ktT*. For each leaf node including vertices v with the same quasi-identifiers, we can get $(d-1)$ vectors $A_j.vec$ via hash function $f(v.A_j)$. Given $|PVTs|$ pivots pvt obtained from Algorithm 7, we can group leaf nodes (containing vertices with the same quasi-identifier) into $|PVTs|$ parent nodes via clustering, based on the graph edit distance between n -hop neighbor subgraphs of vertices v and pivots pvt . Furthermore, we select $\sqrt{|PVTs|}$ pivots from the $|PVTs|$ nodes, and cluster these nodes into $\sqrt{|PVTs|}$ supernodes with similar sizes. This process terminates until we reach the root of the *ktT*.

After we build the *ktT*, for each node in *ktT*, we calculate its stored information (i.e., $A_j.vec$ and $pvt.I$).

Vertex Pruning via *ktT*. With the *ktT*, for each vertex $v \in G$, when we retrieve its candidate set $v.CS$, we can prune vertices v' in the leaf nodes $N \in ktT$ that cannot contain the same quasi-identifier $v'.QI$ as $v.QI$, where *bit and* operators over the $(d-1)$ vectors $A_j.vec$ of v and N return false. For vertices v' in the un-pruned leaf nodes $N \in ktT$, we calculate the graph edit distance between the n -hop neighbor subgraph of vertex v and pivot pvt (of node N), and then check whether or not v' can be pruned via the pivot pvt and the correspondingly stored distance interval $pvt.I$ of node N (Lemma 5.1).

6 EXPERIMENTAL EVALUATION

6.1 Experimental Settings

Real/Synthetic Data Sets. We evaluate the performance of our *kt*-safety approach on 6 real and 3 synthetic data sets, as depicted in Table 2. Please refer to Appendix B in our supplemental material for the detailed description of these tested data sets.

Competitors. We compare our *kt*-safe graph generation approach, denoted as *partition + pruning*, with four baseline approaches, namely *kl-graph*, *partition*, *pruning*, and

TABLE 2: The tested data sets.

Data Sets	No. of Nodes	No. of Edges
Cora [27]	2,708	5,278
DBLP [37]	79,593	201,334
Epinions [26]	22,166	355,813
Facebook [17]	4,039	88,234
Wikipedia [15]	7,115	103,689
Arxiv [16]	23,133	93,497
Uniform	10,000	97,779
Gaussian	10,000	163,973
Zipf	10,000	56,067

TABLE 3: The parameter settings.

Parameters	Values
identity privacy threshold k	5, 10 , 15, 20
sensitive privacy threshold α	0.1, 0.2 , 0.3
graph edit distance threshold ϵ	3, 4, 5, 6, 7
distance threshold, t , between two value distributions	0.1 , 0.2, 0.3, 0.4
the furthest distance, n , an attacker can reach from a vertex	1 , 2
the maximum size, γ , of subgraphs	500, 1000 , 1500, 2000
the number, s , of graph partitions	2, 3, 4, 5, 6
the size, $ QI $, of vertices' quasi-identifiers	10 , 20, 40, 80, 100
the graph size $ V(G) $	10K , 20K, 40K, 80K, 100K

none, where *partition + pruning* is our approach that applies both graph partition and pruning strategies ($n = 1$ by default), *kl-graph* uses an existing k -degree- l -diversity [33] graph mechanism ($l = 2$ by default), *partition* considers our proposed graph partitioning approach only, *pruning* uses our proposed pruning strategy only, and *none* do not leverage any optimization method.

Measures. Following the literature [38], we report the *distributions* of three graph utility measures: *vertex degrees*, *shortest path lengths*, *cluster coefficient*. Specifically, the *vertex degree distribution* is the distribution of all vertices in graph; the *shortest path length distribution* is the distribution of the shortest path lengths between 1,000 randomly selected vertex pairs; and the *cluster coefficient*, also known as *transitivity*, is to measure the ratio of connected 1-hop neighbor pairs of a vertex among all 1-hop neighbor pairs of the vertex. Moreover, we report the mean and standard derivation of *vertex degrees* and *shortest path length* among 1,000 randomly selected vertices and vertex pairs, resp. Furthermore, we evaluate and report the sizes of largest components in the anonymized graphs. In addition, We evaluate the percentage of *kt*-safety anonymized nodes after applying the k -degree- l -diversity [33]. Finally, we report the *wall clock time* (i.e., CPU time) and anonymization cost to anonymize a graph as *kt*-safety.

Parameter Settings. Table 3 depicts experimental settings, where default values are in bold. We run our experiments on a PC with Intel(R) Core(TM) i7-6600U CPU 2.70 GHz and 32 GB memory. All algorithms were implemented by C++. The code is available at <http://www.cs.kent.edu/~wren/kt-safety/>.

6.2 Utility Evaluation

Due to space limitations, we report the utility result of our *kt*-safe graph generation approach on *Epinions* in this section and put the results of other 8 data sets to Appendix C.2 in our supplemental material. In order to improve readability, we only report the utility evaluation results of the approaches *partition + pruning* and *pruning*, since the anonymized graphs via *partition + pruning* and *pruning*

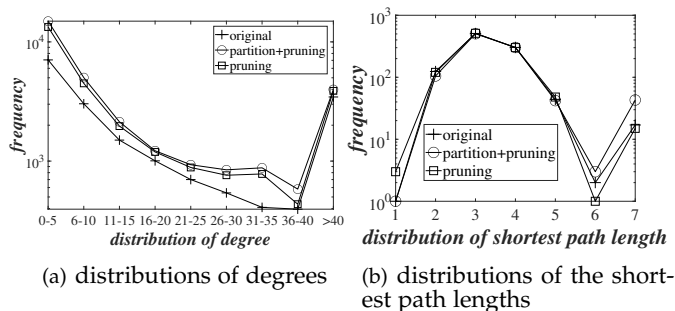


Fig. 3: Utility evaluation on *Epinions*.

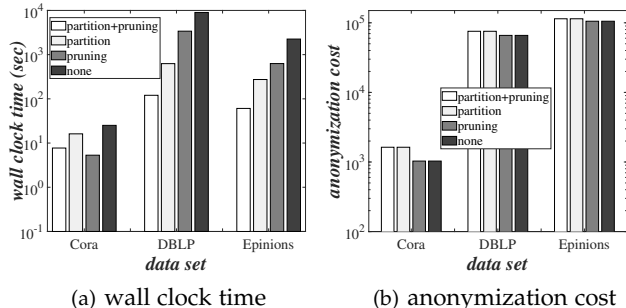


Fig. 4: Time and anonymization cost vs. real/synthetic data sets.

have the same utility performance as that of *partition* and *none*, resp.

Utility Evaluation vs. Vertex Degree Distribution. Figure 3(a) evaluates the degree distributions of our proposed *kt*-safe graph generation approach over *Epinions*. Specifically, we illustrate the degree distribution of the original graph, which can be regarded as a standard. In figures, we can see that the generated *kt*-safe graphs by our methods (including the 3 variants) vividly reveal the degree distribution trend of original graph. Moreover, from figures, *partition + pruning* and *partition* add more fake nodes in the anonymization process than *pruning* and *none*, since they need more fake nodes to make each partitioned subgraph as *kt*-safe.

Utility Evaluation vs. Shortest Path Length Distribution. Figure 3(b) demonstrates the distributions of shortest path lengths among 1,000 randomly selected vertex pairs over *Epinions*. From figures, all the four approaches perform well for revealing the shortest path length distribution of the unanonymized graph. This is reasonable, since we only consider addition operations in graphs.

Please refer to Appendix C.2 in our supplemental material for the evaluation of distributions of cluster coefficient, the mean and standard derivation of degrees and shortest path length among 1,000 randomly selected vertices and vertex pairs resp., and the largest component size over real/synthetic data.

6.3 Comparisons of Privacy Preservation Power

Table 4 depicts the percentage of *kt*-safety anonymized nodes after applying *kl*-graph technique [33]. From the results, we can see that the anonymized graphs via *kl*-graph cannot fully satisfy our *kt*-safety requirement, since *kl*-graph does not consider the intersection attack

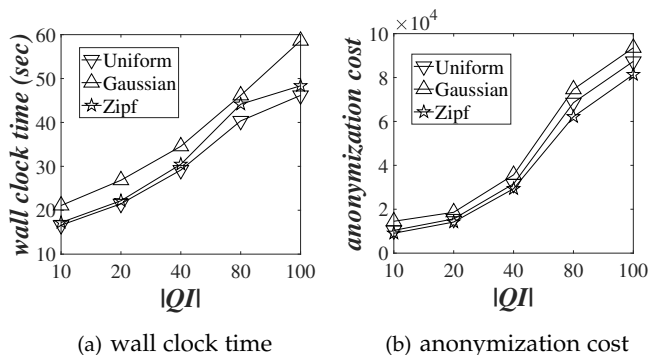


Fig. 5: The time and anonymization cost of *partition+pruning* vs. the size, $|QI|$, of vertices' quasi-identifiers.

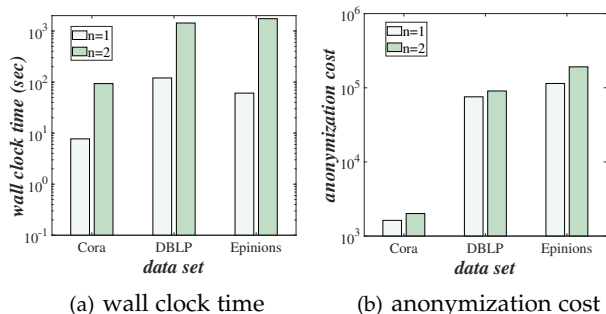


Fig. 6: Time and anonymization cost of *partition+pruning* vs. the furthest distance, n , of an attacker can reach.

between quasi-identifiers (from both nodes and their neighbors) and graph structure. Note that, for an anonymized node via our *kt*-safety approach, we cannot guarantee that it has at least k candidates with the same degrees. However, since we do not lease the statistics of graph edit operators, the attackers cannot uniquely identify any target vertex and its sensitive attributes. Thus, *kt*-safety is a better, feasible graph privacy mechanism (with stronger privacy preservation power) than *kl*-graph for attributed graphs.

6.4 Efficiency Evaluation

Similar to utility evaluation, we only report the time and anonymization cost on *Cora*, *DBLP* and *Epinions*, and put the result on the other 6 graphs to Appendix C.3 in our supplemental material.

Efficiency Evaluation vs. Data Sets. Figure 4(a) illustrates the wall clock time of anonymizing the graph for *Cora*, *DBLP*, and *Epinions*. From the figure, we can see that our approach, *partition + pruning*, can achieve the lowest wall clock time on *DBLP* and *Epinions*, which indicates the efficiency of our graph anonymization approach. Note that, *partition + pruning* needs more time cost than *pruning* on *Cora*, since it needs to partition graph into subgraphs prior to the *kt*-safe anonymization process. This indicates that we may not need to partition graphs in the preprocessing phase for small graphs, by setting the subgraph size threshold γ as a large value. For the three variants of our methods, *partition* (via divide-and-conquer) has the smallest wall clock time, which indicates the necessity of graph partitioning, especially for large graphs. Moreover, *none* is expected

TABLE 4: The percentage of kt -safety anonymized nodes after applying the kl -graph.

Data Sets	Cora	DBLP	Epinions	Facebook	Wikipedia	Arxiv	Uniform	Gaussian	Zipf
Ratio (%)	56.53	45.36	38.32	38.1	24.53	51.42	32.1	34.33	29.51

to perform the worst. Please refer to Appendix C.3 in our supplemental material for the break-up cost analysis of *partition + pruning* on *Cora*, *DBLP*, and *Epinions*.

Anonymization Cost Evaluation. Figure 4(b) illustrates the anonymization cost of all the approaches on *Cora*, *DBLP* and *Epinions*. From the figure, *partition + pruning* and *partition* have slightly higher cost than *pruning* and *none*, since they need to add more fake nodes to the partitioned subgraphs than that of the original single graph. However, our approach requires lower time cost for anonymizing large graphs (as shown in Figure 4(a)). Therefore, *partition + pruning* can be used for anonymizing large graphs (e.g., *DBLP*), whereas *pruning* can be adopted over small graphs (e.g., *Cora*).

Time and Anonymization Cost Evaluation vs. the size, $|QI|$, of vertices’ quasi-identifiers. Figure 5 reports the performance of our *partition + pruning* approach on three synthetic data sets, by varying $|QI|$ from 10 to 100, where other parameters are set to their default values in Table 3. From the figures, we can see that larger $|QI|$ leads to both higher time and anonymization costs. This is reasonable, since larger $|QI|$ will generate a more complex (stricter) neighborhood environment for each vertex to be anonymized. Therefore, for each vertex, we need more time to check its n -hop neighborhood and add more fake nodes to make each vertex kt -safe.

Time and Anonymization Cost Evaluation vs. n . Figure 6 demonstrates the effect of the parameter n on our *Partition + pruning* approach on *Cora*, *DBLP*, and *Epinions*, where $n = 1$ and 2 , and other parameters are by default. From the figures, when n increases, both time and anonymization costs increase, since we need to consider a larger range of neighborhood information for each vertex. Specifically, as shown in Figure 6(a), when n changes from 1 to 2, the wall clock time of our approach increases by 1 order of magnitude (due to the NP-hardness of computing the GED between subgraphs). In Figure 6(b), the anonymization cost via our approach slightly increases for larger n .

We also evaluated our *partition + pruning* approach by systematically varying other parameters in Table 3. Due to space limitations, we will not report similar experimental results here. For interested readers, please refer to Appendix C in our supplemental material for more efficiency and anonymization cost evaluations.

7 RELATED WORK

Privacy Preservation for Tabular Data. The k -anonymity [24] mechanism was first proposed to study the privacy issue of the released tabular table. In particular, it requires that any tuple t in the released tabular table have a candidate set $t.CS$ containing at least k indistinguishable candidate records. After that, many works with various privacy preservation constraints have been proposed, including l -diversity [21], t -closeness [18], δ -presence [22], m -invariance [30], β -likeness [3], differential privacy [9], and so on.

Differential privacy (DP) [9] is a more rigorous privacy preservation mechanism, requiring the inference probability of the presence of any element in a data set should be smaller than $\exp(\epsilon)$, where $\epsilon \in [0, 1]$ is a privacy indicator. There are many existing works of the DP variant (e.g., [14]) and applications (e.g., [19], [6], [35], [32]).

Our work focuses on the privacy preservation over graph data (instead of tabular tables), which contain both vertex attributes and graph structures. We cannot directly borrow previous techniques for tabular data, due to the privacy preservation with graph structures.

Privacy Preservation for Graph Data. Existing works on the graph privacy can be classified into two categories: the ones applying the differential privacy (e.g., [4], [7], [12], [10], [13], [31]) and those adopting other privacy mechanisms like k -anonymity (e.g., [38], [5], [2], [20], [34], [33], [36]). Moreover, there are some works (e.g., [1], [11]) studying possible attacker models for anonymized graphs.

Graph privacy via differential privacy. Hay et al. [10] first applied the differential privacy on graph data, and proposed two privacy-preservation mechanisms, edge-based and node-based differential privacies, which require the presence of any edge (e.g., relationship) and node (e.g., person) not be disclosed with high inferred confidences, respectively. Then, related works on differential privacy over graphs have two directions: publishing graph statistics (e.g., degree distribution [7]) and publishing the entire graph [10], [13], [31], [4], [12].

Although differential privacy is a very robust privacy mechanism (e.g., future proofed), it may not be a good choice for an attributed graph under our attacker model (Definition 2), which is the intersection of quasi-identifiers and n -hop neighbors (including graph structure and their quasi-identifiers). Therefore, we do not consider differential privacy as a competitor/baseline in our experiments.

Graph privacy via other privacy mechanisms. Other existing works (e.g., [38], [5], [2], [20], [34], [33], [36], [23]) mainly leveraged the idea of k -anonymity [24]. Specifically, Song et al. [23] proposed l -sensitive-label-diversity mechanism, for protecting from 1-hop neighborhood attack, but cannot resist from an attacker with n -hop ($n > 1$) neighbor information, which is the focus of our work.

Prior works mainly focused on the graph structure attack only (i.e., n -hop neighbor attack) [38], [5]. Although some existing works [34], [33], [23] studied both 1-hop neighbors and attribute attacks (i.e., quasi-identifier of a vertex), they cannot protect the graph privacy if an attacker knows the vertex’s n -hop ($n > 1$) neighbor information (containing both structural and quasi-identifier information). Thus, their proposed techniques cannot be directly applied to our kt -safe graph anonymization problem.

8 CONCLUSIONS

In this paper, we formalize an important problem, *kt-safety graph anonymization*, which is useful for protecting the pri-

vacy of the released graph data, in many real-world applications such as social networks, communication networks, citation networks, and so on. Due to the NP-hardness of the *kt-safety graph anonymization* problem, we propose a *kt-safe graph generation framework*, which adopts the idea of divide-and-conquer to anonymize the graph data. In order to optimize the generation process of the *kt-safe graph*, we design a cost-model-based graph partitioning strategy, and derive effective pruning and indexing mechanisms to improve the anonymization efficiency. Through extensive experiments on real/synthetic data, we confirm the effectiveness and efficiency of our proposed *kt-safe graph generation approach*.

ACKNOWLEDGMENTS

Xiang Lian was supported by NSF OAC (No. 1739491) and Lian Startup (No. 220981) from Kent State University.

REFERENCES

- [1] L. Backstrom, C. Dwork, and J. Kleinberg. Wherefore art thou r3579x? anonymized social networks, hidden patterns, and structural steganography. In *WWW*, 2007.
- [2] P. Boldi, F. Bonchi, A. Gionis, and T. Tassa. Injecting uncertainty in graphs for identity obfuscation. *PVLDB*, 2012.
- [3] J. Cao and P. Karras. Publishing microdata with a robust privacy guarantee. *arXiv preprint arXiv:1208.0220*, 2012.
- [4] R. Chen, B. C. Fung, P. S. Yu, and B. C. Desai. Correlated network data publication via differential privacy. *VLDBJ*, 2014.
- [5] J. Cheng, A. W.-c. Fu, and J. Liu. K-isomorphism: privacy preserving network publication against structural attacks. In *SIGMOD*, 2010.
- [6] G. Cormode, T. Kulkarni, and D. Srivastava. Marginal release under local differential privacy. In *ICDM*, 2018.
- [7] W.-Y. Day, N. Li, and M. Lyu. Publishing graph degree distribution with node differential privacy. In *SIGMOD*, 2016.
- [8] K. Doka, M. Xue, D. Tsoumakos, and P. Karras. k-anonymization by freeform generalization. In *AsiaCCS*, pages 519–530, 2015.
- [9] C. Dwork. Differential privacy. *Encyclopedia of Cryptography and Security*, 2011.
- [10] M. Hay, C. Li, G. Miklau, and D. Jensen. Accurate estimation of the degree distribution of private networks. In *ICDM*, 2009.
- [11] M. Hay, G. Miklau, D. Jensen, D. Towsley, and P. Weis. Resisting structural re-identification in anonymized social networks. *PVLDB*, 2008.
- [12] Z. Jorgensen, T. Yu, and G. Cormode. Publishing attributed social graphs with formal privacy guarantees. In *SIGMOD*, 2016.
- [13] D. Kifer and A. Machanavajjhala. No free lunch in data privacy. In *SIGMOD*, 2011.
- [14] I. Kotsogiannis, S. Doudalis, S. Haney, A. Machanavajjhala, and S. Mehrotra. One-sided differential privacy. In *ICDE. IEEE*, 2020.
- [15] J. Leskovec, D. Huttenlocher, and J. Kleinberg. Predicting positive and negative links in online social networks. In *WWW*, 2010.
- [16] J. Leskovec, J. Kleinberg, and C. Faloutsos. Graph evolution: Densification and shrinking diameters. *TKDD*, 2007.
- [17] J. Leskovec and J. J. McAuley. Learning to discover social circles in ego networks. In *Adv Neural Inf Process Syst*, 2012.
- [18] N. Li, T. Li, and S. Venkatasubramanian. t-closeness: Privacy beyond k-anonymity and l-diversity. In *ICDE*, 2007.
- [19] Z. Li, T. Wang, M. Lopuhaä-Zwakenberg, N. Li, and B. Škoric. Estimating numerical distributions under local differential privacy. In *SIGMOD*, 2020.
- [20] K. Liu and E. Terzi. Towards identity anonymization on graphs. In *SIGMOD*, 2008.
- [21] A. Machanavajjhala, J. Gehrke, D. Kifer, and M. Venkatasubramanian. l-diversity: Privacy beyond k-anonymity. In *ICDE*, 2006.
- [22] M. E. Nergiz, M. Atzori, and C. Clifton. Hiding the presence of individuals from shared databases. In *SIGMOD*, 2007.
- [23] Y. Song, P. Karras, Q. Xiao, and S. Bressan. Sensitive label privacy protection on social network data. In *SSDBM*. Springer, 2012.
- [24] L. Sweeney. k-anonymity: A model for protecting privacy. *Int. J. Uncertain. Fuzziness Knowl.-Based Syst.*, 2002.
- [25] C.-H. Tai, P.-J. Tseng, S. Y. Philip, and M.-S. Chen. Identity protection in sequential releases of dynamic networks. *TKDE*, 2013.
- [26] J. Tang, H. Gao, H. Liu, and A. Das Sarma. etrust: Understanding trust evolution in an online world. In *SIGKDD*, 2012.
- [27] C. Wang, S. Pan, R. Hu, G. Long, J. Jiang, and C. Zhang. Attributed graph clustering: A deep attentional embedding approach. *arXiv preprint arXiv:1906.06532*, 2019.
- [28] L. Wang, Y. Xiao, B. Shao, and H. Wang. How to partition a billion-node graph. In *ICDE. IEEE*, 2014.
- [29] R. C.-W. Wong, A. W.-C. Fu, K. Wang, and J. Pei. Minimality attack in privacy preserving data publishing. In *PVLDB*, 2007.
- [30] X. Xiao and Y. Tao. M-invariance: towards privacy preserving republication of dynamic datasets. In *SIGMOD*, 2007.
- [31] Y. Yang, Z. Zhang, G. Miklau, M. Winslett, and X. Xiao. Differential privacy in data publication and analysis. In *SIGMOD*, 2012.
- [32] L. Yu, L. Liu, C. Pu, M. E. Gursoy, and S. Truex. Differentially private model publishing for deep learning. In *S&P. IEEE*, 2019.
- [33] M. Yuan, L. Chen, S. Y. Philip, and T. Yu. Protecting sensitive labels in social network data anonymization. *TKDE*, 2011.
- [34] M. Yuan, L. Chen, and P. S. Yu. Personalized privacy protection in social networks. *PVLDB*, 2010.
- [35] J. Zhang, X. Xiao, and X. Xie. Privtree: A differentially private algorithm for hierarchical decompositions. In *ICDM*, 2016.
- [36] B. Zhou and J. Pei. Preserving privacy in social networks against neighborhood attacks. In *ICDE*, 2008.
- [37] Y. Zhou, H. Cheng, and J. X. Yu. Graph clustering based on structural/attribute similarities. *PVLDB*, 2009.
- [38] L. Zou, L. Chen, and M. T. Özsu. K-automorphism: A general framework for privacy preserving network publication. *PVLDB*, 2009.



Weilong Ren received the Ph.D. degree in Computer Science at Kent State University in 2021. He is now a research scientist in Shenzhen Institute of Computing Sciences, Shenzhen, China. His current research interests include incomplete data management, data integration, and data privacy.



Kambiz Ghazinour is an Associate Professor at The State University of New York, Canton. He is directing the Advanced Information Security and Privacy Research Lab and has advised more than 40 research projects related to data security and privacy. Dr. Ghazinour has more than 60 peer reviewed publications and is actively working on privacy-awareness and educating people with usable security and privacy techniques and detect privacy breaches and recommend better privacy practices for the users whose information

is widely (and mostly unintentionally) available throughout the Web.



Xiang Lian received the BS degree from the Department of Computer Science and Technology, Nanjing University, China, and the PhD degree in computer science from the Hong Kong University of Science and Technology, Hong Kong. He is now an associate professor in the Computer Science Department at the Kent State University, Kent, Ohio, USA. His research interests include probabilistic/uncertain/inconsistent databases and uncertain/certain graph databases.

Supplemental Materials

APPENDIX A

MORE TECHNICAL DETAILS

A.1 Proof of Theorem 3.1

Proof: We introduce a special instance of the kt -safe graph anonymization problem in Definition 7 that resists from any structural attacks but ignores attribute-related attacks. We illustrate that this special instance itself is NP-hard, which can in turn prove the NP-hardness of the kt -safe graph anonymization problem in Definition 7. Specifically, we prove the NP-hardness of the structural-attack-resistance-only instance by reducing from the k -automorphism problem [38] which is an NP-hard problem. We provide a 4-step detailed proof as follows.

The k -automorphism problem (Step 1). We give an instance of the k -automorphism problem which takes a non-attributed graph G and a parameter k as input and aims to construct an anonymized graph G' via graph edits with the minimal cost $Cost(G, G')$. As a result, for each vertex $v_i \in G'$, there exist $(k - 1)$ automorphic functions $F_a(\cdot)$ ($1 \leq a \leq k - 1$), where $F_a(v_i)$ returns a different vertex v'_i with exactly the same n -hop neighborhood structure as that of the vertex v_i and $F_{a1}(v_i) \neq F_{a2}(v_i)$ ($a1 \neq a2$). That is, the anonymized graph G' can protect its vertices from any (n -hop) structural attack.

The structural-attack-resistance-only instance of the kt -safe graph anonymization problem (Step 2). Given a non-attributed graph $G = (V(G), E(G))$, and thresholds $k, t = 1, \epsilon = 0$, and $\alpha = 1$, the problem of the structural-attack-resistance-only instance of the kt -safe graph anonymization problem is to produce an anonymized kt -safe graph G' from G , with minimal anonymization cost $Cost(G, G')$ (given by Eq. (2)).

The setup of graph model and thresholds (Step 3). There are two features for the instance of anonymized kt -safe graph above. First, we simplify our graph model in Definition 1 from attributed graphs $G = (V(G), E(G), A(G))$ to non-attributed ones $G = (V(G), E(G))$ by removing the set of vertices' attributes (or equivalently setting them to the same value), and set attribute-related thresholds $t = 1$ and $\alpha = 1$. As a result, the conditions $v_i.QI = v_m.QI$ and $att_dist(HN(v_i, L), HN(v_m, L), A_j) \leq t$ in Definition 3 and $P_{sens}(v_i.PS, A_d) \leq \alpha$ in Definition 4 will always hold. Moreover, we strengthen the resistance of the anonymized kt -safe graph from any (n -hop) structural attacks, by setting $\epsilon = 0$.

Reduction from the instance of the k -automorphism problem to the structural-attack-resistance-only instance of the kt -safe anonymization problem (Step 4). Given a non-attribute graph G and a parameter k as input, we can reduce the instance of the k -automorphism problem to the structural-attack-resistance-only instance of the kt -safe anonymization problem, by replacing the requirement of $(k - 1)$ automorphic functions F_a for each vertex v_i with the functionally equivalent limits of a kt -safe vertex ($|v_i.PS| \geq k$ and $ged(HN(v_i, n), HN(v_m, n)) = 0$), and setting three parameters $t = 1, \epsilon = 0$, and $\alpha = 1$ (as required by the structural-attack-resistance-only instance of the kt -safe anonymization problem). This reduction transformation takes polynomial time. We can verify that the anonymized graph G' is a k -automorphism network with the minimal anonymization cost $Cost(G, G')$, if and only if G' is a produced kt -safe graph with the minimal anonymization cost to the structural-attack-resistance-only instance of the kt -safe anonymization problem. Thus, the structural-attack-resistance-only instance of the kt -safe anonymization problem is NP-hard, and in turn the kt -safety anonymization problem is also NP-hard. \square

A.2 Proof of Lemma 5.1

Proof: Let $ged(HN(v_i, n), HN(v_p, n)) = dist_1$ and $ged(HN(v_m, n), HN(v_p, n)) = dist_2$, based on triangle inequality, we have $|dist_1 - dist_2| \leq ged(HN(v_i, n), HN(v_m, n))$.

Algorithm 5: $partition_graph(G, \gamma, s)$

Input: a graph G , the maximum size, γ , of subgraphs, and the number, s , of partitions/subgraphs

Output: a set, \mathcal{G} , of partitioned subgraphs

```

1  $\mathcal{G} \leftarrow \emptyset$ 
2 if  $|V(G)| \leq \gamma$  then
3   if  $G$  is the original graph to be anonymized then
4      $\mathcal{G} \leftarrow G$ 
5   else
6      $\mathcal{G} \leftarrow \mathcal{G} \cup \text{add the expanded graph of } G$ 
7 else
8   partition  $G$  into  $s$  subgraphs,  $g_1, g_2, \dots$ , and  $g_s$ , with
   similar sizes
9   for  $i = 1$  to  $s$  do
10     $\mathcal{G} \leftarrow \mathcal{G} \cup partition\_graph(g_i, \gamma, s)$ 
11 return  $\mathcal{G}$  containing partitioned subgraphs

```

From the lemma assumption, $|dist_1 - dist_2| > \epsilon$ holds. By using the inequality transition, we can deduce that $ged(HN(v_i, n), HN(v_m, n)) > \epsilon$, which violates the candidate set requirement (i.e., $ged(HN(v_i, n), HN(v_m, n)) \leq \epsilon$). Thus, vertex v_m cannot be in the candidate set $v_i.CS$. \square

A.3 Attack Resistance Discussions on the Anonymized Graph via Algorithm 1

Attack Resistance Discussions on the Anonymized Graph via Algorithm 1. Note that, the anonymized kt -safe graph via Algorithm 1 can resist from existing attacker models such as minimality attack [29]. Given a graph G and its external knowledge defined in Definition 2, the anonymized kt -safe graph G' of G via Algorithm 1 will not suffer from the minimality attack, i.e., an attacker cannot locate any node and identify its sensitive attribute values with probabilities larger than $1/k$ and α (as defined in Definition 4), respectively. The reasons for this are as follows. First, the one-to-one mapping of nodes between G' and G does not hold here, which is the basis of minimality attack. This is because, instead of generalizing attribute values, we produce G' by inserting into G duplicate/fake attributed nodes. Moreover, when releasing the resulting anonymized graph G' , we will *not* release statistics of graph edit operators, such as the number of the inserted nodes/edges/attributes. As a result, the attacker cannot identify whether a node in kt -safe graph G' is real or fake, and cannot uniquely identify any target vertex in G' and its sensitive attribute values with high confidences.

A.4 Graph Partitioning

Given a graph G , the maximum size, γ , of subgraphs, and the number, s , of partitions, Algorithm 5 produces a set, \mathcal{G} , of partitioned subgraphs. Specifically, we will first check whether or not the number, $|V(G)|$, of vertices in a graph G is larger than the maximum size γ . If $|V(G)| \leq \gamma$ holds for the original graph G , we do not need to partition G . If $|V(g)| \leq \gamma$ holds for a subgraph g , we do not need to further partition g . Since our anonymization process involves n -hop neighbors of each vertex in G , we will thus expand subgraph G by including those vertices that are within n hops away from border vertices in G , and add the resulting expanded graph of G to \mathcal{G} (lines 2-6). When $|V(G)| > \gamma$ holds, we partition graph G based on the size and divide G into s subgraphs g_i ($1 \leq i \leq s$) with similar sizes (i.e., $|V(g_i)|$), and partition each subgraph g_i by recursively invoking function $partition_graph(\cdot)$ (lines 7-10). Finally, we return the final partitioning set \mathcal{G} (line 11).

Algorithm 6: *initial_candidate*(v_i, G)

Input: a graph G , a vertex v_i , and thresholds k, t, ϵ , and α

Output: a candidate set, $v_i.CS$, of vertex v_i

```

1  $v_i.CS \leftarrow null$ 
2 for each  $v_m \in V(G)$  do
3   if  $v_m.QI = v_i.QI$  then
4     if  $ged(HN(v_i, n), HN(v_m, n)) \leq \epsilon$  then
5        $v_i.CS \leftarrow v_i.CS \cup \{v_m\}$ 
6 return  $v_i.CS$ 

```

A.5 Discussions on Parameters γ and s

Discussions on Parameters γ and s . Parameters γ and s are mainly used for the trade-off between the anonymization cost and efficiency. Intuitively, for larger γ (e.g., close to or even greater than $|V(G)|$) and/or smaller s (e.g., close to 2), the partitioned subgraphs $g_i \subseteq G$ contain more vertices and each vertex in g_i has more candidates (line 6 in Algorithm 1), which leads to lower anonymization cost and higher time cost to evaluate. On the other hand, with smaller γ (e.g., $\leq 1,000$) and/or larger s (e.g., ≥ 10), we need less time but higher anonymization cost to anonymize G , since each vertex in g_i has fewer candidates.

Moreover, the setup of γ and s may also affect the usability of the anonymized graph. Given larger γ and/or smaller s , the anonymized graph will have better usability, since there are fewer partitioned subgraphs with lower anonymization cost. Instead, smaller γ and/or larger s will lead to worse usability of the anonymized graph. Therefore, for small graphs with fewer vertices, we can use larger γ (e.g., close to or even greater than $|V(G)|$) and/or smaller s (e.g., close to 2) for a better utility with lower anonymization cost; for large graphs with unbearable anonymization time cost, we can use smaller γ (e.g., $\leq 1,000$) and/or larger s (e.g., ≥ 10) for a better efficiency.

A.6 Candidate Set Detection

As illustrated in Algorithm 6, for each vertex $v_m \in V(G)$, we will first check whether or not v_m has the same quasi-identifier with v_i , and the graph structure of the n -hop neighbors, $HN(v_m, n)$, similar to that of v_i (lines 3-4). If the answer is yes, we will add v_m to $v_i.CS$ as a potential candidate vertex in the protection set $v_i.PS$ (line 5). Finally, we return the candidate set $v_i.CS$ (line 6).

A.7 Discussions on Parameters k, t, ϵ and α

Discussions on Parameters k, t, ϵ and α . These 4 parameters are mainly related to the trade-off between privacy and usability of the anonymized graph. Specifically, in order to achieve a stronger privacy protection, we can set k to a large value (e.g., ≥ 10) and the other three to smaller values (e.g., close to 0), which in return may lead to worse usability. This is because, under this parameter setting, for each kt -safe vertex v_i in the anonymized graph, it requires that 1) its protection set $v_i.PS$ contains more vertices v_i (restricted by k); 2) the value distributions between $HN(v_i, n)$ and $HN(v_i', n)$ on non-sensitive attributes are similar for each $v_i' \in v_i.PS$ (restricted by t); 3) the graph edit distance between $HN(v_i, n)$ and $HN(v_i', n)$ is small for each $v_i' \in v_i.PS$ (restricted by ϵ); and 4) a small fraction of vertices $v_i' \in v_i.PS$ have sensitive values (restricted by α). As a result, we need to add more fake vertices and edges for a safer kt -safe graph. The case of smaller k and larger t, ϵ and α is opposite and omitted here.

Algorithm 7: Pivot Set Selection

Input: a graph G , a sample graph size $|V(g_s)|$, an iteration threshold $iter$, and a pivot set size $|PVTs|$

Output: a pivot set $PVTs$

```

1  $g_s \leftarrow$  a sample subgraph with  $V(g_s)$  vertices from  $G$ 
2  $cnt.max \leftarrow null$ 
3  $pvt.s \leftarrow null$ 
4 for  $i = 1$  to  $iter$  do
5    $cnt.now \leftarrow 0$ 
6   if  $i = 1$  then
7      $PVTs \leftarrow |PVTs|$  random vertices  $v_p \in G$ 
8     for each vertex  $v \in g_s$  do
9       for each vertex  $v' \in g_s$  ( $v' \neq v$ ) do
10        if  $v'$  can be pruned via Lemma 5.1 then
11           $cnt.now \leftarrow cnt.now + 1$ 
12   else
13      $pvt.s \leftarrow$  pivot set  $PVTs$  after randomly replacing
14     a pivot in  $PVTs$  with a different vertex in  $G$ 
15      $cnt.now \leftarrow$  the count of pruned vertices in  $g_s$  via
16     lines 8-11
17   if  $cnt.now > cnt.max$  then
18      $cnt.max \leftarrow cnt.now$ 
19      $PVTs \leftarrow pvt.s$ 
20 return  $PVTs$ 

```

A.8 The Selection of a Pivot Set

The Selection of a Pivot Set. The basic idea of $PVTs$ selection is as follows. We sample a subgraph g_s from G . Then, we select a pivot set $PVTs$ from G that can prune a large number of vertices $v_m \in g_s$ that cannot be the candidate of $v_i.CS$ for each $v_i \in g_s$. Finally, for each vertex v_i in graph G , we leverage the selected $PVTs$ to prune the vertex $v_m \in G$ that are not in its candidate set $v_i.CS$, which accelerate the execution of candidate set detection of Algorithm 6.

Specifically, given a graph G , a sample graph size $|V(g_s)|$, an iteration threshold $iter$, and a pivot set size $|PVTs|$, Algorithm 7 illustrates the details of retrieving such a good pivot (vertex) set $PVTs$. In particular, we have two variables, $cnt.max$ and $cnt.now$, to record the maximum and current numbers of pruned vertices for different pivot sets in iterations, respectively, where vertices are pruned via Lemma 5.1. Algorithm 7 first samples a subgraph g_s from G (line 1). In the first iteration, we randomly select a pivot set $PVTs$ from G and record the number of pruned vertices via Lemma 5.1 (lines 6-11). In each of following iterations, we obtain a new pivot set $pvt.s$ by randomly replacing an old pivot $v_p \in PVTs$ and recount the number of pruned vertices (lines 12-14). Finally, Algorithm 7 obtains and returns the pivot set which prunes the maximum number of vertices.

A.9 A kt -safe graph generation demo of graph G in Fig. 1 via Algorithm 1

Example 4. (Graph Partition) Continue with Example 2. Assuming $k = 2, t = 0, \epsilon = 0, n = 1, \alpha = 0.5, \gamma = 3$, and $s = 2$, we can divide the graph G in Figure 1 into two subgraphs, g_1 and g_2 , by cutting the edge connecting vertices v_1 and v_4 via Algorithm 5, as shown in Figure 7(a). Specifically, for g_1 , we add a duplicate vertex v_7 of v_4 with the same attribute values, since the 1-hop neighbor v_4 of v_1 is excluded from g_1 due to the graph partitioning. For subgraph g_2 , the operations are similar and thus omitted.

Example 5. (kt -Safe Subgraph Generation) Continue with Example 4. Given the partitioned subgraphs in Figure 7(a), Figure 7(b) shows a possible case of the generated kt -safe

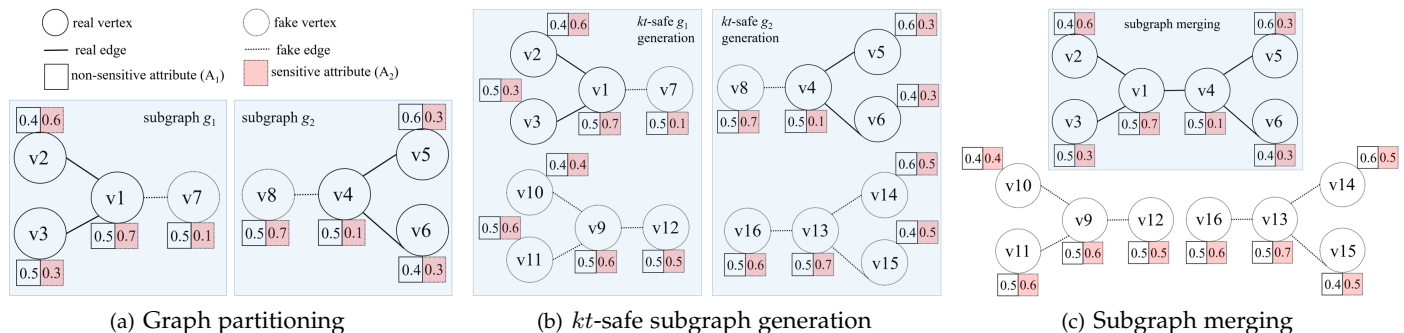


Fig. 7: A kt -safe graph generation demo of graph G in Fig. 1 via Algorithm 1 (with $k = 2$, $t = 0$, $\epsilon = 0$, $n = 1$, $\alpha = 0.5$, $\gamma = 3$, and $s = 2$).

subgraphs via Algorithm 2. For subgraph g_2 , in order to make it kt -safe, we add 4 fake vertices, $\{v_4, v_5, v_6, v_8\}$, which contain the same quasi-identifiers but different sensitive attribute values as vertices $\{v_{13}, v_{14}, v_{15}, v_{16}\}$, respectively. The case for g_1 is similar and discussion thus omitted.

Example 6. (Subgraph Merging) Continue with Example 5. Given the partitioned kt -safe subgraphs in Figure 7(b), as shown in Figure 7(c), we can merge subgraphs g_1 and g_2 , since the 1-hop neighbors of border vertices v_1 and v_4 are unchanged in Figure 7(b) w.r.t. that of v_1 and v_4 in the original graph (Figure 1).

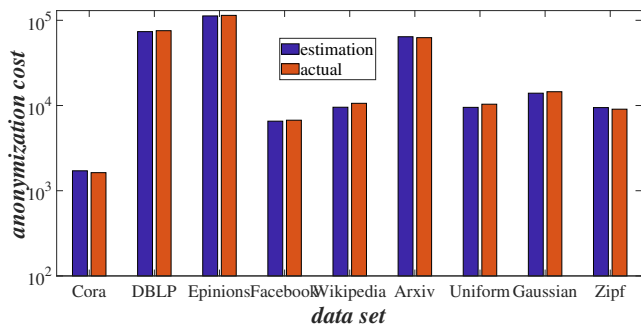


Fig. 8: Cost model verification (Eq. 3) for the anonymization cost.

APPENDIX B DESCRIPTION OF EXPERIMENTAL DATA SETS

Real data sets. We used six real-world graphs, *Cora*, *DBLP*, *Epinions*, *Facebook*, *Wikipedia*, and *Arxiv*. *Cora* [27] contains 2,708 nodes (scientific publications from seven classes) and 5,278 edges (citations among these publications); *DBLP* [37] is a co-author network from four research areas with 79,593 nodes (authors) and 201,334 edges (co-author relationships); *Epinions*¹ [26] contains 22,166 nodes (users) and 355,813 edges (trust relationships), crawled from viewer site Epinions in May, 2011; *Facebook*² [17] contains 4,039 nodes (users addresses) and 88,234 edges (friendships), collected from survey participants; *Wikipedia*³ [15] includes 7,115 nodes (users) and 103,689 edges (votes), from Wikipedia till January 2008; *Arxiv*⁴ [16] has 23,133 nodes (authors) and 93,497 edges (co-authorships), collected

from Condense Matter category in the period from January 1993 to April 2003. Note that, for all graphs, we treat them as undirected graphs.

For each publication (node) in *Cora*, we consider the number of unique vocabulary words it contains and the class it belongs to as its attributes. For each author (node) in *DBLP*, we associate it with two attributes, prolific and research topics, where authors with ≥ 20 , ≥ 10 and < 10 papers are labelled as highly prolific, prolific and low prolific, resp. For each user (node) in *Epinions*, we randomly retrieve one rating item he/she gave, and set the attributes of this rating as the attributes of the node. The remaining three real data sets do not contain attribute values. Therefore, we fill the attribute values of vertices on *Facebook*, *Wikipedia*, and *Arxiv*, with real values from Intel lab data⁵, US & Canadian city weather data⁶, and S&P 500 stock data⁷, respectively. Specifically, *Intel* contains 2.3 million data, collected from 54 sensors deployed in Intel Berkeley Research lab on Feb. 28-Apr. 5, 2014; *Weather* contains 45.3K historical weather (temperature) data for 30 US and Canadian Cities during 2012-2017; *Stock* has 619K historical stock data for all companies found on the S&P 500 index till Feb. 2018. For each data set, we retrieved 4 attributes, where we consider 3 non-sensitive attributes and one sensitive attribute. Attribute values are normalized to integers from 0 to 5, which leads to at most 125 combinations of different quasi-identifiers.

Synthetic data sets. We produce 3 types of synthetic graph data containing 10,000 nodes, whose degree distributions follow uniform, Gaussian, or Zipf (a special case of heavy-tail) distribution, denoted as *Uniform*, *Gaussian*, and *Zipf*, respectively, as shown in Table 2. Specifically, *Uniform* holds nodes with degrees falling in $[0, 40]$, *Gaussian* generates nodes via a model taking 20 and 8 as *mean* and *sigma*, respectively, and *Zipf* produces nodes with scale invariance 0.8. Moreover, for attributes, *Uniform*, *Gaussian*, and *Zipf* data contain d -dimensional ($= 4$) attribute values, following uniform, Gaussian, and Zipf distributions, respectively, where each dimension takes 5 different values (0~5). Our codes for generating synthetic graphs are available at <http://www.cs.kent.edu/~wren/kt-safety/>.

1. <https://www.cse.msu.edu/~tangjili/datasetcode/truststudy.htm>

2. <http://snap.stanford.edu/data/ego-Facebook.html>

3. <http://snap.stanford.edu/data/wiki-Vote.html>

4. <https://snap.stanford.edu/data/ca-CondMat.html>

5. <http://db.csail.mit.edu/labdata/labdata.html>

6. <https://www.kaggle.com/selfishgene/historical-hourly-weather-data>

7. <https://www.kaggle.com/camnugent/sandp500>

APPENDIX C MORE EXPERIMENTAL RESULTS

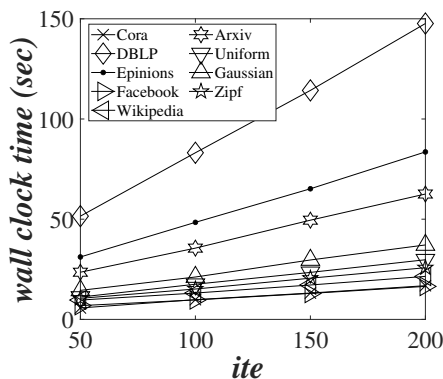


Fig. 9: The cost evaluation of selecting a good partitioning via Algorithm 4.

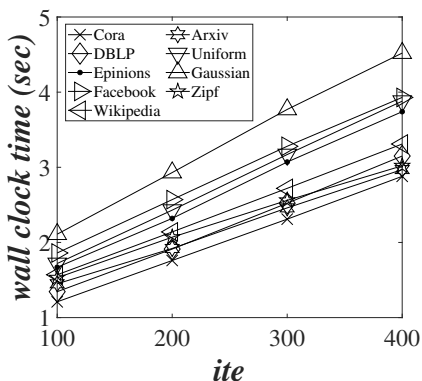


Fig. 10: The cost evaluation of selecting a good pivot set via Algorithm 7.

C.1 Verification of the Cost Model and algorithms

Cost Model Verification for the Anonymization Cost Estimation via Eq. (3). We verify our cost model in Eq. (3) for estimating the cost of anonymizing a graph to be kt -safe (Eq. (2) in Definition 6). Figure 8 illustrates the estimated anonymization cost of $partition + pruning$ on both real and synthetic data, where the retrieved sample graphs with 1,000 vertices and all parameters follow their default values in Table 3. We also compare our estimated anonymization cost with the actual one (via $partition + pruning$) on all data sets. From the figure, we can see that our proposed cost model can well estimate the anonymization cost of our proposed approach, which demonstrates the effectiveness of our cost model in Eq. (3).

Cost Evaluation of Selecting a Good Partitioning via Algorithm 4. Figure 9 shows the time cost of Algorithm 4 to select a good partitioning set of subgraphs on all tested data sets, where we vary the iteration number ite from 50 to 200. From the figure, as ite increases, the CPU time increases linearly. The partitioning strategy via Algorithm 4 is still efficient even when $ite = 100$ (e.g., < 147.37 sec for *DBLP*). Intuitively, more iterations will lead to a partitioning set with a low estimated anonymization cost. For all our experiments, we set ite to 50 by default, which can achieve a good partitioning set as evaluated in our cost model verification (Figure 8).

Cost Evaluation of Selecting a Good Pivot Set via Algorithm 7. Figure 10 reports the CPU time of selecting a set of 10 pivots

on real/synthetic data via Algorithm 7, where we vary the iteration number from 100 to 400 and set the size of sample graphs to 1,000. From the figure, we can see that the time cost linearly increases as ite increases. When $ite = 400$, Algorithm 7 is still very efficient on all data sets (i.e., 2.88 sec \sim 4.52 sec). In this paper, we set ite to 100 by default. As shown in Figure 4(a), $pruning$ outperforms $none$ on all data sets, which demonstrates the effectiveness of the pivot set selection strategy via Algorithm 7.

Additional Cost Evaluation of the Generated kt -Safe Graph. Table 5 demonstrates the anonymization and time costs of generating a kt -safe graph on *Cora* via our $partition + pruning$ approach and that of producing a near optimal kt -safe graph. Note that, there are $|V(G)|!$ execution orders for producing a kt -safe graph, which leads to an unbearable time cost to obtain the optimal anonymized graph. Instead, we randomly sample 3,000 (i.e., γ) different execution orders for producing a kt -safe graph for *Cora*, and select the one with the lowest anonymization cost as the near optimal kt -safe graph. From the table, we can see that the anonymized graph via our approach has a cost (i.e., 1031) similar to the near optimal one (i.e., 993). Moreover, our $partition + pruning$ approach needs less time cost than the one for generating the near optimal anonymized graph, where we estimate the near optimal time by summing up the total time of the 3,000 orders.

C.2 More Utility Evaluation

Utility Evaluation vs. Vertex Degree Distribution. Figure 11 evaluates the degree distributions of our proposed kt -safe graph generation approach over *Facebook*, *Wikipedia*, *Arxiv*, *Uniform*, *Gaussian* and *Zipf*. Similar as Figure 3(a), we can see that our proposed approaches can well reveal the degree distribution trends of original graph. Specifically, as shown in figures 11(c) and 11(g), our methods may behave badly for degree ranges $[0, 5]$ on dense graphs, since we need to add more fake vertices to protect the privacy of each vertex.

Utility Evaluation vs. Shortest Path Length Distribution. Figure 12 demonstrates the distributions of shortest path lengths among 1,000 randomly selected vertex pairs over *Facebook*, *Wikipedia*, *Arxiv*, *Uniform*, *Gaussian* and *Zipf*. Similar as Figure 3(b), we can observe that our proposed approaches vividly reveal the shortest path length distribution of the original graph, which indicates the utility performance of our proposed approaches.

Utility Evaluation vs. Cluster Coefficient Distribution. Figure 13 evaluates the distributions of cluster coefficient over real/synthetic data. From figures, all approaches can well reproduce the distribution of cluster coefficient of the unanonymized graphs. The only exception is when the transitivity is 0.1 and/or 0.2. This is because, we add some fake nodes with low transitivity for meeting the requirements of both kt -safety. As a result, the cluster coefficients of kt -safety deviate from that of the original graph. Moreover, the transitivity of the anonymized graphs via $partition + pruning$ have larger frequencies than that via $pruning$, since $partition + pruning$ needs to add more fake nodes into divided subgraphs to guarantee the privacy of each subgraph.

Degree Statistics of randomly selected vertices. Table 6 reports the degree mean and standard derivation of 1,000 randomly selected vertices from real and synthetic data sets, where $partition + pruning$ and its 3 variants adopt the same selected vertices on the same data set. Specifically, we report these two statistics of the original graph as the standard. From the table, we can see that all our approaches can well reproduce the mean and standard derivation of the unanonymized graphs. The $pruning$ and $none$ methods behave slightly better than $partition + pruning$ and $partition$, since they do not consider the efficiency requirement and do not need to partition original graphs.

TABLE 5: The additional cost of a generated kt -safe graph w.r.t. a near optimal kt -safe graph for *Cora* ($\gamma = 3000$).

Approach	anonymization cost	wall clock time (sec)
partition+pruning	1031	5.314
near optimal	993	17,511.2

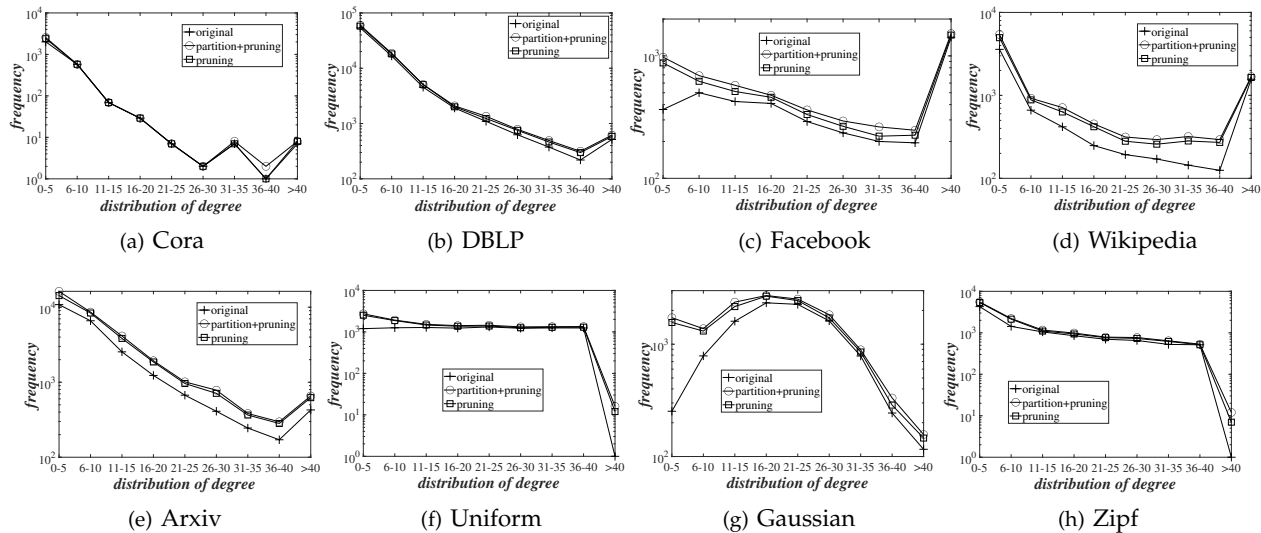


Fig. 11: Distributions of Degrees.

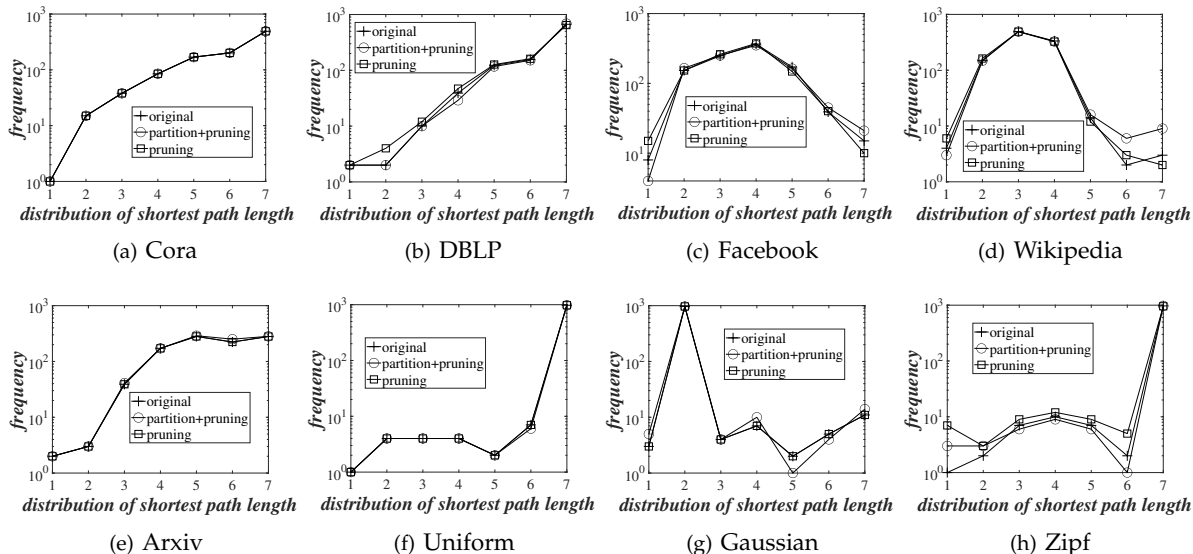


Fig. 12: Distributions of Shortest Path Lengths.

Shortest Path Length Statistics of randomly selected vertex pairs. Table 7 demonstrates the mean and standard derivation of the shortest path length for 1,000 randomly selected vertex pairs from all data sets, where *partition + pruning* and its 3 variants apply the same vertex pairs on the same data set. Similar to degree statistics, *partition + pruning* and *pruning* have the same statistics as *partition* and *none* respectively. From the table, all our approaches can well reveal these two statistics on the 1,000 selected vertex pairs from all real and synthetic data sets.

Largest Component Size vs. Real/Synthetic Data Sets. Figure 14 reports the largest component sizes of the anonymized graphs via our approaches on real and synthetic data sets. In order to improve the readability, we omit the results of

partition and *none*, since they produce the same anonymized graphs as that of *partition + pruning* and *pruning*, respectively. From the figures, all our approaches can well reveal the largest component sizes of the anonymized graphs, which indicates that the anonymized graphs via our approaches can be well used for graph analysis tasks. Moreover, *pruning* behaves slightly better than *partition + pruning*, since *pruning* do not need to partition graphs for efficiency purpose.

C.3 More Efficiency Evaluation

A break-up cost analysis of *partition + pruning* in Figure 4(a). Figure 15 illustrates the break-up cost of our *partition + pruning* approach over *Cora*, *DBLP* and *Epinions*, which includes the partitioning cost (based on the cost model in Section 5.1),

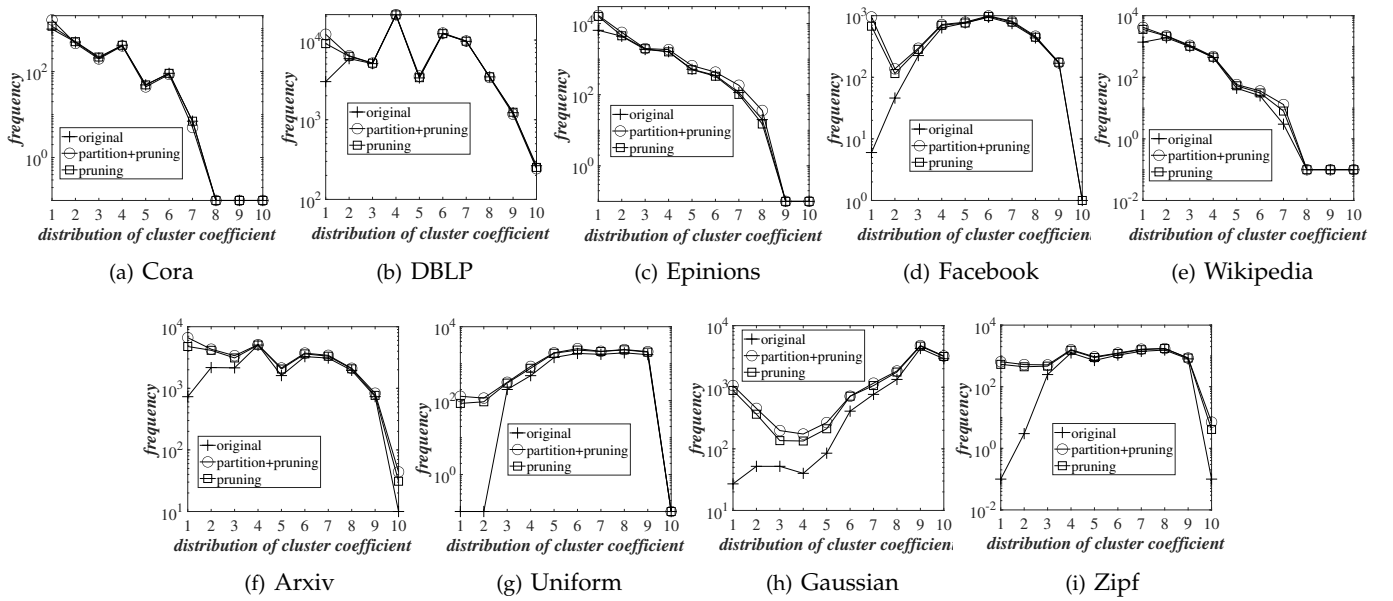


Fig. 13: Distributions of Cluster Coefficient.

TABLE 6: The degree statistics of 1,000 randomly selected vertices from data sets.

Data Sets	Statistics	original	partition+pruning	partition	pruning	none
Cora	mean	4.141	4.141	4.141	4.141	4.141
	standard derivation	213.951	213.951	213.951	213.951	213.951
DBLP	mean	6.043	6.191	6.191	6.165	6.165
	standard derivation	267.95	290.23	290.23	281.6	281.6
Epinions	mean	30.803	30.945	30.945	30.933	30.933
	standard derivation	2300.12	2348.31	2348.31	2340.84	2340.84
Facebook	mean	42.292	42.411	42.411	42.347	42.347
	standard derivation	1719.05	1747.14	1747.14	1733.15	1733.15
Wikipedia	mean	33.103	33.31	33.31	33.23	33.23
	standard derivation	2051.78	2068.21	2068.21	2063.51	2063.51
Arxiv	mean	8.267	8.293	8.293	8.281	8.281
	standard derivation	335.099	347.516	347.516	342.526	342.526
Uniform	mean	19.25	19.38	19.38	19.32	19.32
	standard derivation	358.438	367.275	367.275	363.541	363.541
Gaussian	mean	45.789	45.932	45.932	45.813	45.813
	standard derivation	14543.6	14686.24	14686.24	14621.56	14621.56
Zipf	mean	11.195	11.211	11.211	11.204	11.204
	standard derivation	356.428	363.645	363.645	360.153	360.153

TABLE 7: The shortest path length statistics of 1,000 randomly selected vertex pairs from data sets.

Data Sets	Statistics	original	partition+pruning	partition	pruning	none
Cora	mean	5.979	5.979	5.979	5.979	5.979
	standard derivation	39.7815	39.7815	39.7815	39.7815	39.7815
DBLP	mean	6.431	6.492	6.492	6.384	6.384
	standard derivation	29.7529	30.351	30.351	28.849	28.849
Epinions	mean	3.339	3.452	3.452	3.288	3.288
	standard derivation	27.9657	29.034	29.034	27.425	27.425
Facebook	mean	3.717	3.816	3.816	3.761	3.761
	standard derivation	36.2617	37.135	37.135	36.611	36.611
Wikipedia	mean	3.224	3.376	3.376	3.187	3.187
	standard derivation	24.2037	24.417	24.417	24.0561	24.0561
Arxiv	mean	5.557	5.611	5.611	5.557	5.557
	standard derivation	37.2392	37.7135	37.7135	37.2392	37.2392
Uniform	mean	6.888	6.889	6.889	6.888	6.888
	standard derivation	21.0584	21.0592	21.0592	21.0584	21.0584
Gaussian	mean	2.134	2.161	2.161	2.134	2.134
	standard derivation	23.5381	23.605	23.605	23.5381	23.5381
Zipf	mean	6.898	6.881	6.881	6.835	6.835
	standard derivation	19.4833	19.4794	19.4794	18.847	18.847

candidate set generation cost (based on the pruning strategy in Section 5.2 and the kt -tree in Section 5.3), anonymization cost (based on Algorithm 2), and merging cost (based on Algorithm 3). From the figure, we can see that the partitioning part of *partition + pruning* is the most time-consuming, since it needs

to cluster vertices into different subgraphs. However, as shown in Figure 4(a), *partition + pruning* outperforms *pruning* and *none*, in terms of the wall clock time, on large data sets, *DBLP* and *Epinions*, by 1-2 order of magnitude, which confirms the necessity of the partitioning for large graphs. On the other

hand, it indicates that we may not need to apply the partitioning strategy for small graphs (e.g., *Cora*). Moreover, the anonymization part is the second most time-consuming, as it needs to anonymize each vertex to a kt -safe one.

More Efficiency Evaluation vs. Wall Clock Time. Figure 16 illustrates the wall clock time of anonymizing the graph for *Facebook*, *Wikipedia*, *Arxiv*, *Uniform*, *Gaussian* and *Zipf*, where default values of parameters are used for synthetic data. From the figure, we can see that *partition + pruning* needs the least wall clock time on all data sets, which confirms the efficiency of our graph anonymization approach. For the three variants of our methods, similar as Figure 4(a), *partition* has the smallest wall clock time on all data sets except *Facebook*, followed by *pruning* and *none*, respectively. Specifically, *partition* is slower than *pruning* on *Facebook*, which indicates that we may not need to adopt the partitioning strategy on small graph with less vertices.

Efficiency vs. identity privacy threshold k . Figure 17 illustrates the performance of our *partition + pruning* method over both real and synthetic data sets, where $k = 5, 10, 15$ and 20 and other parameters are set as their default values in Table 3. From the figure, with larger k , the wall clock time slightly increase over all data sets, since each node needs to find more similar candidates for a stronger privacy guarantee. Specifically, the *partition + pruning* approach achieves the highest time cost on DBLP on all k values, since DBLP has the largest number of vertices. Nevertheless, our *partition + pruning* still needs low time cost (less than 163.78 sec even when $k = 20$).

Efficiency vs. sensitive privacy threshold α . Figure 18 shows the effect of the sensitive privacy threshold on our *partition + pruning* method by varying α from 0.1 to 0.3 , where other parameters follow their defaults. From the figure, when α increases, the wall clock time slightly decreases, since there will be more tolerable sensitive attribute values in the protection set of each node (as defined in Definition 4). Nevertheless, *DBLP* still has the highest time cost due to the large size of vertices.

Efficiency vs. graph edit distance threshold ϵ . Figure 19 reports the performance of our *partition + pruning* method, by varying ϵ from 3 to 7 , where other parameters are set to their defaults. From the result, when ϵ increases, the wall clock time decreases. This is because, with larger ϵ , there will be more initial detected candidates for each node (via Algorithm 6), which needs less time for obtaining the node’s protection sets.

Efficiency vs. distance threshold t . Figure 20 demonstrates the effect of the distance threshold t on our *partition + pruning* method on real and synthetic data sets, where $t = 0.1, 0.2, 0.3$ and 0.4 and other parameters are set as their defaults. From the figure, when t increases, the time cost decrease on all data sets. Intuitively, with larger t , there will be more initial candidate nodes (obtained via Algorithm 6) satisfying the requirements of kt -safety model, due to the requirement loosening of distribution similarity of n -hop neighbors between graph nodes.

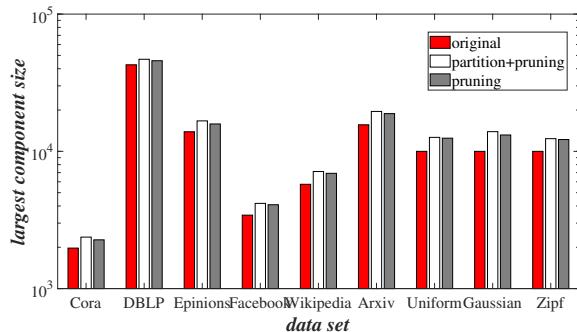


Fig. 14: The largest component size vs. real/synthetic data sets.

Scalability Evaluation vs. Graph Size $|V(G)|$. Figure 21 tests

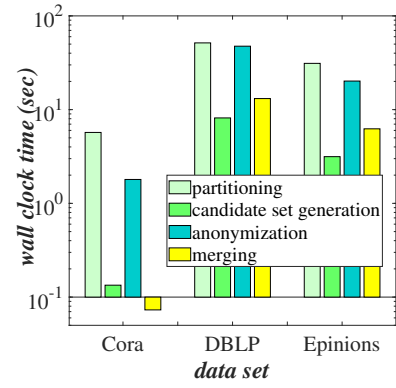


Fig. 15: A break-up cost of *partition+pruning* in Figure 4(a).

the scalability of our approach, *partition+pruning*, on synthetic graphs, where $|V(G)|$ varies from $10K$ to $100K$ and other parameters are set to their default values. From figures, we can see that the wall clock time of *partition + pruning* increases for larger $|V(G)|$. Even when $|V(G)| = 100K$, the time cost is still acceptable (i.e., 208.51 sec \sim 260.17 sec). Furthermore, our *partition + pruning* approach over *Uniform* data can achieve the lowest time cost. This is because, *Gaussian* has the largest average node degree, and *Zipf* has more nodes with sensitive values (i.e., small attribute values), which require more time cost.

Efficiency vs. the maximum size, γ , of subgraphs. Figure 22 illustrates the performance of our *partition+pruning* approach by varying γ from 500 to 2000 , where other parameters follow their defaults. From the figure, when γ increases, the time cost increases. This is because, with larger γ , it needs to check more vertices for obtaining the protection set for each vertex in subgraphs. Nevertheless, the time cost of our *partition + pruning* approach is still acceptable even when $\gamma = 2,000$ (i.e., 172.86 sec for *DBLP*). Specifically, the wall clock time of our approach on *Cora* and *Facebook* hardly increases when $\gamma \geq 1500$, since *partition + pruning* needs to partition these two graphs only once given $s = 4$ (by default).

Efficiency vs. the number, s , of graph partitions. Figure 23 reports the wall clock time of our *partition+pruning* approach, by varying s from 2 to 6 , where other parameters are set to their default values. From the figure, with larger s , our approach achieves lower time cost. The reason for this is that, with larger s , there will be more subgraphs with fewer nodes, each of which needs lower time to be anonymized.

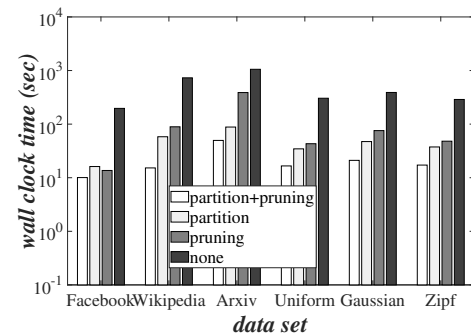


Fig. 16: The time cost vs. more real/synthetic data sets.

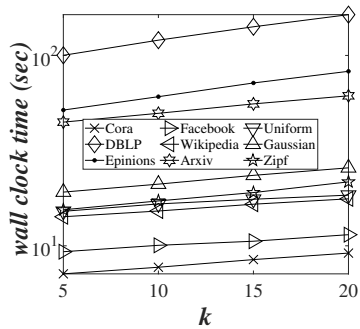


Fig. 17: The wall clock time of *partition + pruning* vs. privacy threshold k .

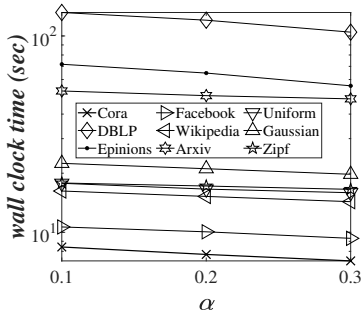


Fig. 18: The wall clock time of *partition + pruning* vs. sensitive privacy threshold α .

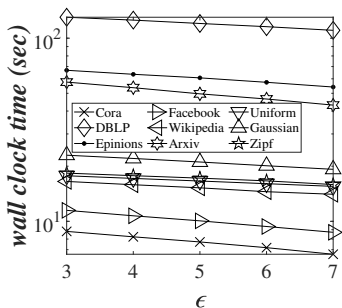


Fig. 19: The wall clock time of *partition + pruning* vs. graph edit distance threshold ϵ .

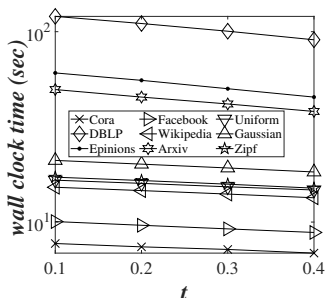


Fig. 20: The wall clock time of *partition + pruning* vs. distance threshold t .

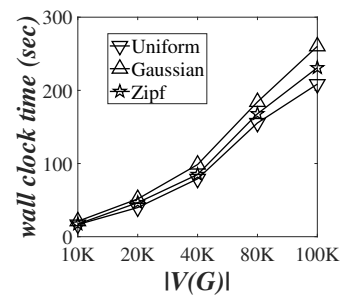


Fig. 21: The time cost of *partition+pruning* vs. graph size $|V(G)|$.

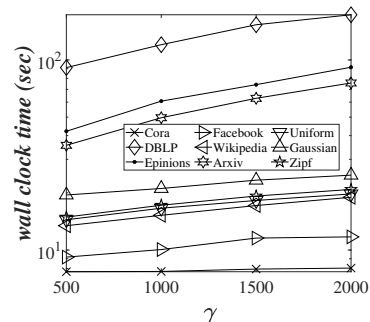


Fig. 22: The wall clock time of *partition + pruning* vs. the maximum size, γ , of subgraphs.

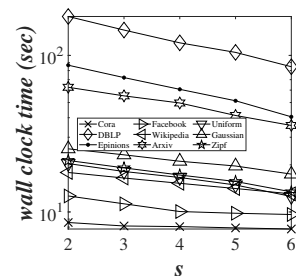


Fig. 23: The wall clock time of *partition + pruning* vs. the number, s , of graph partitions.

C.4 More Anonymization Cost Evaluation

More Anonymization Cost Evaluation. Figure 24 illustrates the anonymization cost of all the approaches on *Facebook*, *Wikipedia*, *Arxiv*, *Uniform*, *Gaussian* and *Zipf*. Similar as Figure 4(b), *partition + pruning* and *partition* have slightly higher cost than *pruning* and *none*, since our approach needs to add more fake nodes on the partitioned subgraphs than that of the original single graph to make each vertex as kt -safe.

The anonymization cost vs. identity privacy threshold k . Figure 25 shows the effect of the privacy threshold k on our *partition + pruning* approach over real and synthetic data sets, where k varies from 5 to 20 and other parameters are set as their default (bold) values in Table 3. From the figure, when k increases, the anonymization cost increases. This is reasonable, since larger k indicates stronger privacy power and larger size of protection set for each graph node. Specifically, the *partition + pruning* approach achieves the highest anonymization cost on *Epinions* on all k values. After we carefully examined *Epinions*, we found that it has the largest size of quasi-identifiers, which leads to less candidates in protection set (Definition 3) for each vertex. As a result, our approach needs more anonymization cost to make each graph vertex

as a kt -safe one. Nevertheless, the anonymization cost of our *partition + pruning* method is still reasonable (less than 176,523 even when $k = 20$).

The anonymization cost vs. sensitive privacy threshold α . Figure 26 reports the performance of our *partition + pruning* method, by varying α from 0.1 to 0.3, where other parameters follow their defaults in Table 3. From the result, when α increases, the anonymization cost decreases, since larger α indicates more tolerance of sensitive values in protection set of graph nodes. Nevertheless, *Epinions* still needs the highest anonymization cost due to the large size of quasi-identifiers.

The anonymization cost vs. graph edit distance threshold ϵ . Figure 27 illustrates the anonymization cost of our *partition + pruning* method by varying ϵ from 3 to 7, where other parameters take their defaults in Table 3. From the figure, when ϵ increases, the anonymization cost smoothly decreases, since we can find more candidates for each node and need less graph operations.

The anonymization cost vs. distance threshold t . Figure 28 shows the effect of the distance threshold t on our *partition + pruning* method on real/synthetic data sets, where $t = 0.1, 0.2, 0.3$ and 0.4 and other parameters follow their default values in Table 3. From the result, with larger t , the anonymization cost decreases, since it has a higher tolerance of distribution difference of n -hop neighbors between graph nodes.

The anonymization cost vs. size, $|V(G)|$, of graph G . Figure 29 demonstrates the performance of our *partition + pruning* approach on synthetic data sets by varying graph size $|V(G)|$ from 10K to 100K, and other parameters are set as their defaults in Table 3. Note that, since the real graphs have fixed size, we tested parameter $|V(G)|$ only on synthetic data. From the figure, when $|V(G)|$ increases, the anonymization cost increases, since the graph operation over a graph node will affect more other nodes. Nevertheless, our *partition + pruning* method still achieves relative low anonymization cost (less than 337,493 even when $|V(G)| = 100K$).

The anonymization cost vs. the maximum size, γ , of subgraphs. Figure 30 reports the anonymization cost of our *partition + pruning* approach, by setting $\gamma = 500, 1,000, 1,500$ and $2,000$ and other parameters by default. From the figure, when γ increases, the anonymization cost slightly decreases for all data sets except for *Cora*. The anonymization cost on *Cora* remains almost the same when $\gamma \geq 1,000$, since our approach needs to partition the original graph only once when $\gamma \geq \frac{|V(G)|}{s}$, where $|V(G)| = 2,708$ and $s = 4$.

The anonymization cost vs. the number, s , of graph partitions. Figure 31 shows the effect of the number s of graph partitions on the anonymization cost of our *partition + pruning* approach on real and synthetic data sets for s from 2 to 6, where default values are used for other parameters. From the figure, when s increases, the anonymization cost increases. This is because, with larger s , our approach will produce more subgraphs, which needs more cost to anonymize.

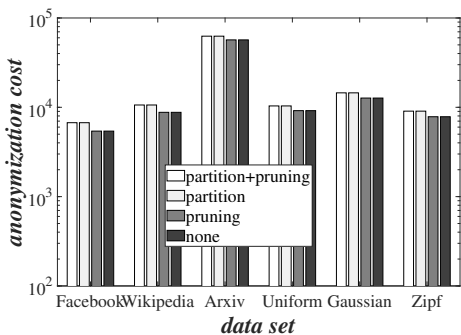


Fig. 24: The anonymization cost vs. more real/synthetic data sets.

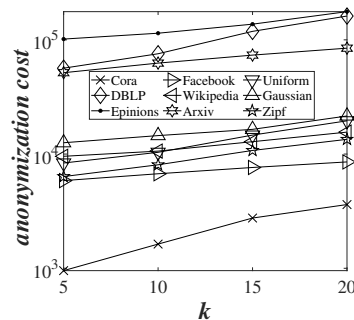


Fig. 25: The anonymization cost of *partition + pruning* vs. privacy threshold k .

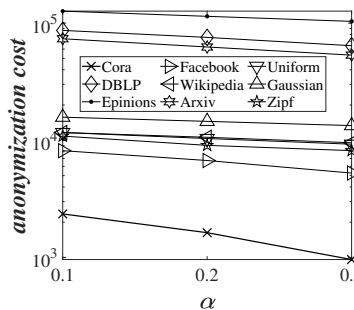


Fig. 26: The anonymization cost of *partition + pruning* vs. privacy threshold α .

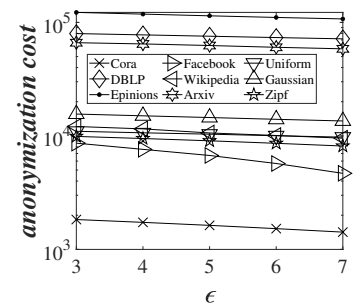


Fig. 27: The anonymization cost of *partition + pruning* vs. distance threshold ϵ .

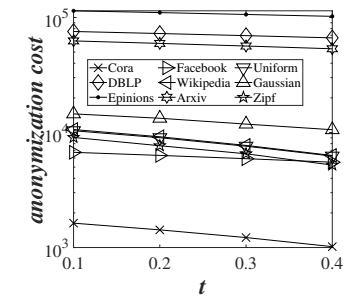


Fig. 28: The anonymization cost of *partition + pruning* vs. distance threshold t .

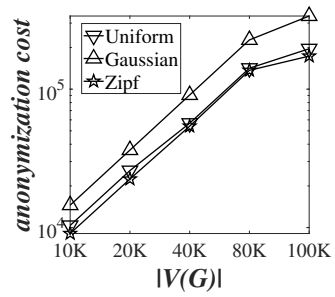


Fig. 29: The anonymization cost of *partition + pruning* vs. size, $|V(G)|$, of graph G .

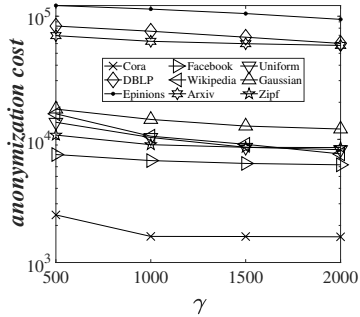


Fig. 30: The anonymization cost of *partition + pruning* vs. the maximum size, γ , of subgraphs.

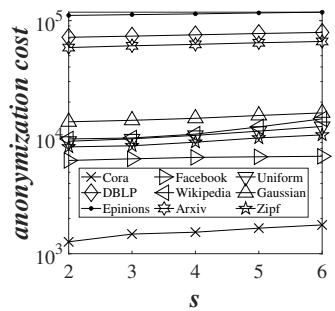


Fig. 31: The anonymization cost of *partition + pruning* vs. the number, s , of graph partitions.