

The appearance function for paper-folding words

Rob Burns

27th October 2022

Abstract

We provide a complete characterisation of the appearance function for paper-folding sequences for factors of any length. We make use of the software package `Walnut` to establish these results.

1 Introduction

The regular paper-folding sequence begins $1, 1, -1, 1, 1, -1, -1, 1, \dots$. It is derived from the hills and valleys created when a piece of paper is folded length-wise multiple times. In the limit, it consists of an infinite sequence of 1's and -1 's, in which a 1 corresponds to a hill and a -1 to a valley in the unfolded paper. This sequence, with -1 's replaced by 0's, appears as sequence [A014577](#) in the *On-Line Encyclopedia of Integer Sequences* (OEIS).[1] In a more general form, introduced by Davis and Knuth,[2] a paper-folding sequence is derived from an infinite folding instruction set. This set of instructions also consists of an infinite sequence of 1's and -1 's and determines the way in which the paper is folded. The regular paper-folding sequence is produced by an instruction set consisting of an infinite sequence of 1's.

In this paper, we study the appearance function of the paper-folding sequences. We show that, when $n \geq 7$, the appearance function is determined in a simple way by the folding instruction set. The connection between the folding instructions and the appearance function for smaller values of n is not quite as simple, but can still be described.

We make use of the software package `Walnut`. Hamoon Mousavi, who wrote the program, has provided an introductory article [7]. Papers that have used `Walnut` include [8], [11], [9], [6], [4]. Further resources related to `Walnut` can be found at [Jeffrey Shallit's page](#).

The free open-source mathematics software system SageMath [12] was used to check some of the calculations.

2 Background and notation

Let w be an infinite word. The first element of w is denoted by $w[1]$, the second element by $w[2]$ etc.. A sub-word of w is a continuous set of elements contained within w . The sub-word $w[i], w[i+1], w[i+2], \dots, w[j]$ will be abbreviated to $w[i : j]$. A finite word is called a factor of w if it appears as a sub-word of w . The length k prefix of w is the length k sub-word of w starting with the element $w[1]$, i.e. the subword $w[1 : k]$.

The appearance function of w , denoted $A_w(n)$, is defined to be the least integer k such that a copy of each length n factor of w is contained in the prefix $w[1 : k]$. For convenience we will use a related function which we call $S_w(n)$. $S_w(n)$ is defined to be the least integer k such that a copy of each length n factor of w **starts** somewhere within the prefix $w[1 : k]$. The two functions are connected by the equation $A_w(n) = S_w(n) + n - 1$.

The set of folding instructions associated with a paper-folding sequence will be denoted by $f = (f_0, f_1, f_2, \dots)$. The paper-folding sequence associated to the folding instructions f will be denoted by $P_f = P_f[1], P_f[2], \dots$. The appearance function of P_f will be abbreviated to A_f and S_{P_f} will be abbreviated to S_f .

Dekking, Mendés France and van der Poorten [3] showed that the value of $P_f[k]$ can be written in terms of f in a fairly simple way. If $k = 2^s \cdot r$ where r is odd, then

$$P_f[k] = \begin{cases} f_s, & \text{if } r \equiv 1 \pmod{4} \\ -f_s, & \text{if } r \equiv 3 \pmod{4} \end{cases} \quad (1)$$

Schaeffer [10] observed that equation (1) leads to a 5-state deterministic finite automaton that takes, as input the base-2 expansion of an integer k in parallel with the folding instructions f and outputs $P_f[k]$. The automaton outputs the correct value of $P_f[k]$ provided that enough folding instructions have been read in. In particular, more than $\log_2(k)$ folding instructions must be included in the input. The Walnut software package includes this automaton and can be used to investigate its behaviour.

For integers n , define the function $\phi(n)$ to be the least integer r such that $r \geq n$ and r is a power of 2. So, if $2^{k-1} < n \leq 2^k$, then $\phi(n) = 2^k$. An alternative definition is that

$$\phi(n) = 2^k, \text{ where } k = \lceil \log_2(n) \rceil.$$

Schaeffer [10] showed that, when $n \geq 3$:

$$\max_f S_f(n) = 6 \cdot \phi(n). \quad (2)$$

Goč et al. [5] showed that when $n \geq 7$,

$$\min_f S_f(n) = 4 \cdot \phi(n). \quad (3)$$

3 Formula for S_f and A_f

We begin this section with some `Walnut` commands. `Walnut` includes an automaton which takes as parallel input a folding instruction set f and the base-2 representation of an integer k , written in least significant digit (lsd) first order, and outputs the value of $P_f[k]$. The `Walnut` representation of $P_f[k]$ is $PF[f][k]$. We now introduce some `Walnut` formulae which will be useful. Firstly we define the automaton `pffaceq` which takes as parallel input the folding instruction set f and three integers i , j and n , written in base-2 lsd format. The resulting automaton accepts the input if and only if the length n subwords of P_f starting at indices i and j are identical. Since it has 153 states, it cannot be displayed here.

```
def pffaceq "?lsd_2 Ak (k < n) => PF[f][i+k] = PF[f][j+k]":
```

The following code creates an automaton related to the function ϕ which was defined in section 2. The automaton takes two integers x and y as input, written in base-2 lsd form. It accepts the input if x is a power of 2 and $\phi(y) = x$. We use the name `pfphi` for this automaton. It is pictured in figure 1.

```
reg power2 lsd_2 "0*10*":
```

```
def pfphi "?lsd_2 $power2(x) & (x >= y) & x < 2*y":
```

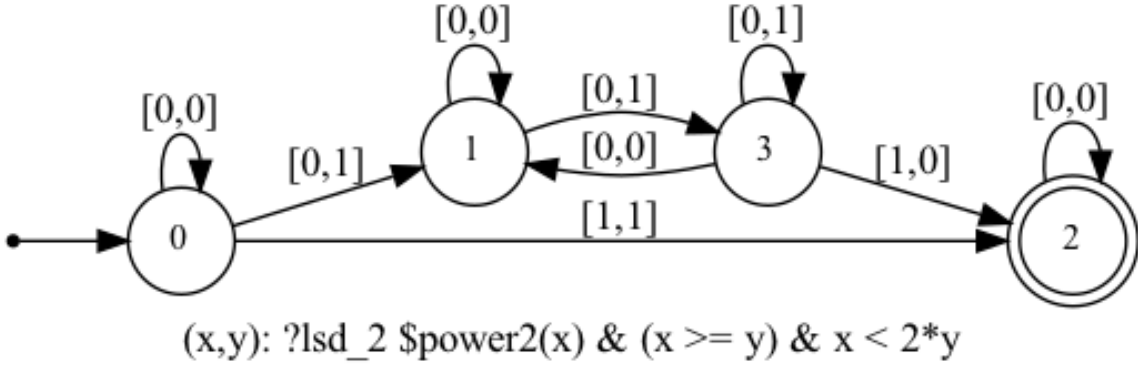


Figure 1: Automaton `pfphi`.

We now create an automaton `pfapp` which takes as parallel input a folding instruction set f and two integers i and n , written in base-2 lsd format. The resulting automaton accepts the input if and only if the length n factor of P_f starting at index i does not appear earlier within P_f . This automaton has 121 states.

```
def pfapp "?lsd_2 (Aj (j<i) => (Et t<n & PF[f][i+t] != PF[f][j+t]))":
```

We next establish some preliminary results.

Lemma 3.1. *When $n \geq 7$, the length n factor $P_f[6 \cdot \phi(n) : 6 \cdot \phi(n) + n - 1]$ first appears in P_f starting at either index $4 \cdot \phi(n)$ or index $6 \cdot \phi(n)$. This factor appears nowhere else in the prefix $P_f[1 : 6 \cdot \phi(n) + n - 1]$ of P_f .*

Proof. We create an automaton which takes as input the folding instructions f and an integer n written in base-2 lsd form. It accepts the input if there is an index $k < 6 \cdot \phi(n)$ such that $k \neq 4 \cdot \phi(n)$ and the two factors $P_f[6 \cdot \phi(n) : 6 \cdot \phi(n) + n - 1]$ and $P_f[k : k + n - 1]$ are identical.

```
eval pftemp "?lsd_2 (n >= 7) & (Ex, k x >= 1 & $pfphi(x,n) &
(k != 4*x) & (k<6*x) & (Ai (i<n) => PF[f][k+i]=PF[f][6*x+i]))":
```

The automaton accepts no input showing that the factor $P_f[6 \cdot \phi(n) : 6 \cdot \phi(n) + n - 1]$ first appears either at index $4 \cdot \phi(n)$ or $6 \cdot \phi(n)$ and appears nowhere else in the prefix $P_f[1 : 6 \cdot \phi(n) + n - 1]$. \square

Lemma 3.2. *When $n \geq 7$, the factor $P_f[6 \cdot \phi(n) : 6 \cdot \phi(n) + n - 1]$ is always the last length n factor to appear in P_f .*

Proof. We know from (2) that no length n factor of P_f can first begin later than index $6 \cdot \phi(n)$. We create an automaton which takes as parallel input a folding instruction set f and two integers i and n , written in base-2 lsd format. The automaton accepts the input if and only if the length n factors beginning at $4 \cdot \phi(n)$ and $6 \cdot \phi(n)$ are identical, $4 \cdot \phi(n) < i < 6 \cdot \phi(n)$ and the factor $P_f[i : i + n - 1]$ appears no earlier within P_f .

```
eval pftemp "?lsd_2 (Ex (x >= 1) & $pfphi(x,n) &
$pffaceq(f,4*x,6*x,n) & (Ei (i>4*x) & (i<6*x) & $pfapp(f,i,n)))":
```

The automaton accepts no input. So, if the factor $P_f[6 \cdot \phi(n) : 6 \cdot \phi(n) + n - 1]$ first appears starting at $6 \cdot \phi(n)$ then it is the last factor to appear in P_f because of (2). If, on the other hand, it first appears starting at index $4 \cdot \phi(n)$ (the only other possibility due to lemma 3.1), it is again the last factor to appear, otherwise `pftemp` would accept some input. \square

Lemma 3.3. *Let $n \geq 7$ with $2^{k-1} < n \leq 2^k$, so $\phi(n) = 2^k$. Then the factors $P_f[6 \cdot 2^k : 6 \cdot 2^k + n - 1]$ and $P_f[6 \cdot 2^k : 6 \cdot 2^k + 2^k - 1]$ first appear in P_f at the same starting index.*

Proof. If the factor $P_f[6 \cdot 2^k : 6 \cdot 2^k + n - 1]$ first appears at index $6 \cdot 2^k$ then the factor $P_f[6 \cdot 2^k : 6 \cdot 2^k + 2^k - 1]$ must also first appear at index $6 \cdot 2^k$ since $n \leq 2^k$. So, assume the factor $P_f[6 \cdot 2^k : 6 \cdot 2^k + n - 1]$ first appears at index $4 \cdot 2^k$. By lemma 3.1, this is the only other possible starting index. We create an automaton which accepts

the pair f and n when $P_f[6 \cdot 2^k : 6 \cdot 2^k + n - 1]$ first appears at index $4 \cdot 2^k$ and $P_f[6 \cdot 2^k : 6 \cdot 2^k + 2^k - 1]$ does not first appear at index $4 \cdot 2^k$.

```
eval pftemp "?lsd_2 (n >= 7) & (Ex x >= 1 & $pfphi(x,n) &
  (Ak (k<n) & PF[f][4*x+k] = PF[f][6*x+k]) &
  (Er (r<x) & (PF[f][4*x+k] != PF[f][6*x+k])))":
```

The automaton accepts no input showing that, when $P_f[6 \cdot 2^k : 6 \cdot 2^k + n - 1]$ first appears at index $4 \cdot 2^k$, then so does the factor $P_f[6 \cdot 2^k : 6 \cdot 2^k + 2^k - 1]$. \square

Our main result is an exact formula for S_f (and therefore A_f).

Theorem 3.4. *For $n \geq 7$,*

$$S_f(n) = \begin{cases} 4 \cdot \phi(n), & \text{if } \phi(n) = 2^k \text{ and } f_{k+1} \neq f_{k+2} \\ 6 \cdot \phi(n), & \text{if } \phi(n) = 2^k \text{ and } f_{k+1} = f_{k+2}. \end{cases}$$

Proof. We start by showing that the theorem holds when n is a power of 2, so that $\phi(n) = n$. By lemmas 3.1 and 3.2, the factor $P_f[6 \cdot \phi(n) : 6 \cdot \phi(n) + n - 1]$ is always the last length n factor to appear in P_f and appears first at either index $4 \cdot \phi(n)$ or $6 \cdot \phi(n)$. The following automaton takes as parallel input the folding instructions f and an integer n and accepts the input if n is a power of 2 and the last length n factor to appear in P_f (i.e. the factor $P_f[6 \cdot \phi(n) : 6 \cdot \phi(n) + n - 1]$) starts at index $4 \cdot \phi(n)$.

```
eval pfpow24 "?lsd_2 (n >= 7) & $power2(n) &
  (Ex x >= 1 & $pfphi(x,n) & $pfaceq(f,6*x, 4*x, n))":
```

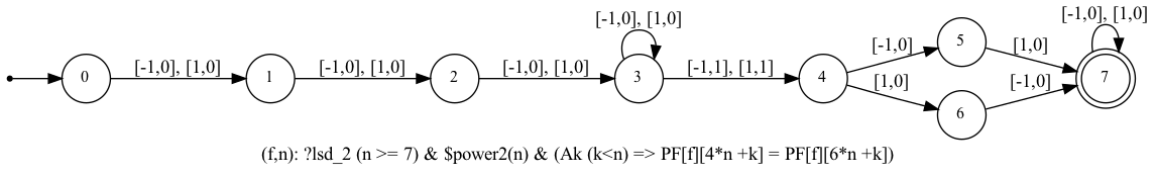


Figure 2: Automaton pfpow24.

The automaton pfpow24 is pictured in figure 2. Remembering that the first element of the folding instructions f has index 0, it is clear from the picture that the pair f and n is accepted if and only if $n = 2^k$ for some $k \geq 3$ and $f_{k+1} \neq f_{k+2}$.

The next automaton takes as parallel input the folding instructions f and an integer n and accepts the input if n is a power of 2 and the last length n factor to appear in P_f starts at index $6 \cdot \phi(n)$.

```

eval pfpow26 "?lsd_2 (n >= 7) & $power2(n) &
  (Ex, k ((x >=1) & (k<n)) & $pfphi(x,n) &
  (PF[f] [4*x+k] != PF[f] [6*x+k]))":

```

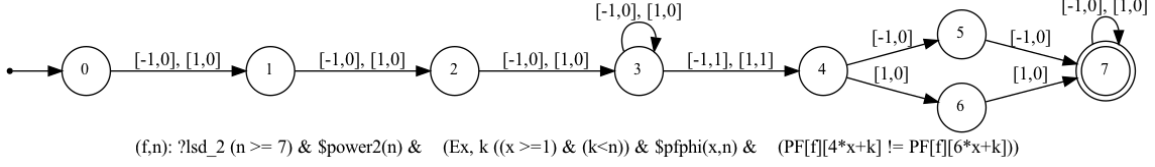


Figure 3: Automaton pfpow26.

The automaton is pictured at figure 3. It is clear from the picture that the pair f and n is accepted if and only if $n = 2^k$ for some $k \geq 3$ and $f_{k+1} = f_{k+2}$.

This completes the proof when n is a power of 2. The general case follows from lemma 3.3. If $n \geq 7$ and $\phi(n) = 2^k$, then the last length n factor to appear is $P_f[6 \cdot \phi(n) : 6 \cdot \phi(n) + n - 1]$. If $\phi(n) = 2^k$, lemma 3.3 says that this factor first appears at the same index as the factor $P_f[6 \cdot 2^k : 6 \cdot \phi(n) + 2^k - 1]$. From above, this starting index is $4 \cdot \phi(n)$ when $f_{k+1} \neq f_{k+2}$ and is $6 \cdot \phi(n)$ when $f_{k+1} = f_{k+2}$. \square

Corollary 3.5. For $n \geq 7$,

$$A_f(n) = \begin{cases} 4 \cdot 2^k + n - 1, & \text{if } 2^{k-1} < n \leq 2^k \text{ and } f_{k+1} \neq f_{k+2} \\ 6 \cdot 2^k + n - 1, & \text{if } 2^{k-1} < n \leq 2^k \text{ and } f_{k+1} = f_{k+2}. \end{cases}$$

Corollary 3.6. $A_f(n) = 4 \cdot \phi(n) + n - 1$ for all $n \geq 7$ if and only if

$$f = (f_0, f_1, f_2, f_3, 1, -1, 1, -1, \dots) \text{ or } f = (f_0, f_1, f_2, f_3, -1, 1, -1, 1, \dots)$$

where $f_0, f_1, f_2, f_3 \in \{-1, 1\}$.

$A_f(n) = 6 \cdot \phi(n) + n - 1$ for all $n \geq 7$ if and only if

$$f = (f_0, f_1, f_2, f_3, 1, 1, 1, \dots) \text{ or } f = (f_0, f_1, f_2, f_3, -1, -1, -1, \dots)$$

where $f_0, f_1, f_2, f_3 \in \{-1, 1\}$.

4 What happens when $n < 7$?

When the word length is less than 7, the appearance function displays a number of different behaviours. A calculation shows that, for folding instructions f ,

$$\begin{aligned}
 S_f(1) \in \{2, 3\} & : A_f(1) \in \{2, 3\} \\
 S_f(2) \in \{4, 5, 6\} & : A_f(2) \in \{5, 6, 7\} \\
 S_f(3) \in \{14, 16, 22, 24\} & : A_f(3) \in \{16, 18, 24, 26\} \\
 S_f(4) \in \{14, 16, 22, 24\} & : A_f(4) \in \{17, 19, 25, 27\} \\
 S_f(5) \in \{28, 32, 44, 48\} & : A_f(5) \in \{32, 36, 48, 52\} \\
 S_f(6) \in \{31, 32, 47, 48\} & : A_f(6) \in \{36, 37, 52, 53\}.
 \end{aligned}$$

To see how the choice of folding sequence f determines $S_f(n)$ and $A_f(n)$, we use the automaton

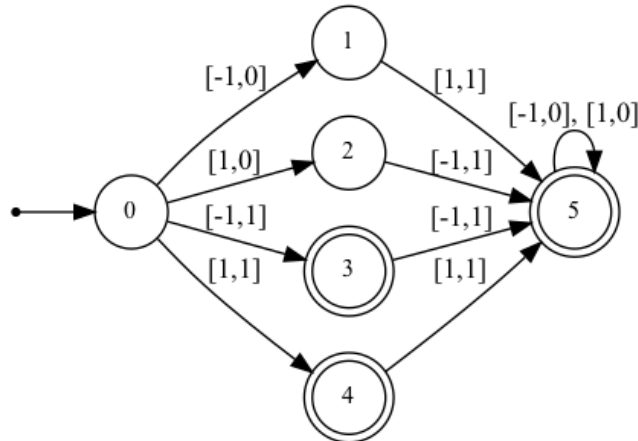
```
eval pftemp# "?lsd_2 Ak (k < 50) => ($pfapp(f,r,#) &
  (Es (s <=r) & (At (t<#) => PF[f][k+t] = PF[f][s+t])))":,
```

replacing the symbol $\#$ with the integers $\{1, 2, 3, 4, 5, 6\}$ as appropriate. The automaton accepts the pair (f, r) when $S_f(\#) = r$. We can restrict the search to $k < 50$ because we know that, for each f , $S_f(n)$ is an increasing sequence and $S_f(7) = 48$.

We start with the case $n = 1$. The automaton

```
eval pftemp1 "?lsd_2 Ak (k < 50) => ($pfapp(f,r,1) &
  (Es (s <=r) & (At (t<1) => PF[f][k+t] = PF[f][s+t])))":,
```

is pictured in figure 4.



```
(f,r): ?lsd_2 Ak (k < 50) => ($pfapp(f,r,1) & (Es (s <=r) & (At (t<1) => PF[f][k+t] = PF[f][s+t])))
```

Figure 4: Automaton for $S_f(1)$.

State 5 is the only accepting state because of the requirement that more than $\log_2(k)$ folding instructions are read into the automaton. The automaton shows that

$$\begin{aligned} S_f(1) &= 2 \text{ when } f_0 \neq f_1 \\ S_f(1) &= 3 \text{ when } f_0 = f_1. \end{aligned}$$

The automaton for $S_f(2)$ is displayed in figure 5. It shows that

$$\begin{aligned} S_f(2) &= 4 \text{ when } (f_0, f_1, f_2) \in \{(-1, -1, 1), (-1, 1, -1), (1, -1, 1), (1, 1, -1)\} \\ S_f(2) &= 5 \text{ when } (f_0, f_1, f_2) \in \{(-1, 1, 1), (1, -1, -1)\} \\ S_f(2) &= 6 \text{ when } (f_0, f_1, f_2) \in \{(-1, -1, -1), (1, 1, 1)\}. \end{aligned}$$

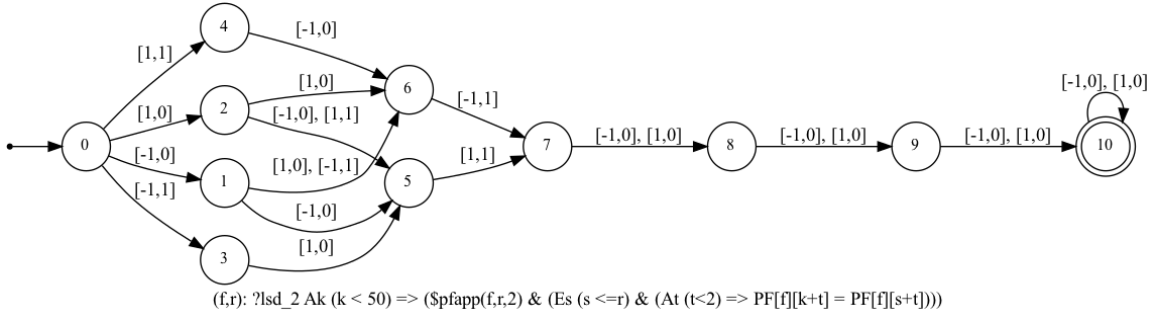


Figure 5: Automaton for $S_f(2)$.

Automata for $S_f(n)$ when $n \in \{3, 4, 5, 6\}$ are pictured in figures 6, 7, 8 and 9. In summary, formulae can be derived for $S_f(3)$ and $S_f(4)$ in terms of (f_1, f_2, f_3, f_4) . A formula can be derived for $S_f(5)$ in terms of $(f_1, f_2, f_3, f_4, f_5)$. Finally, a formula can be derived for $S_f(6)$ in terms of $(f_0, f_1, f_2, f_3, f_4, f_5)$.

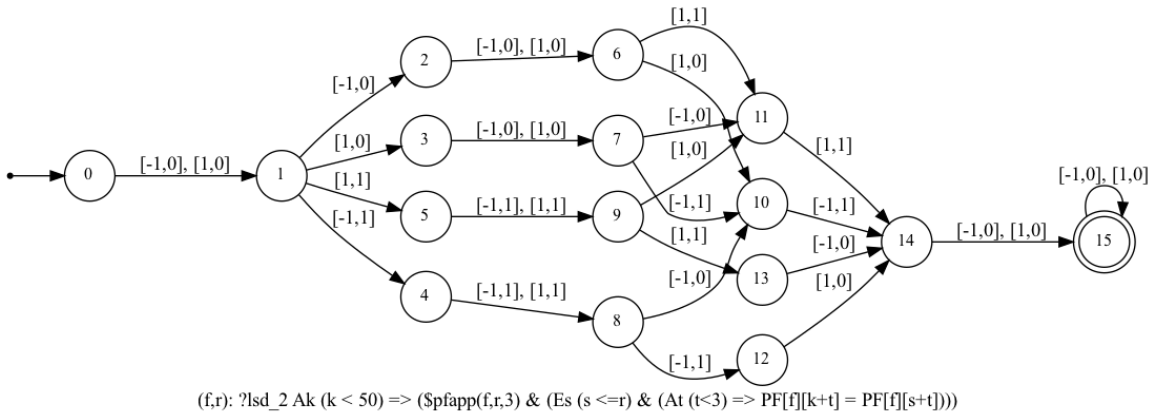


Figure 6: Automaton for $S_f(3)$.

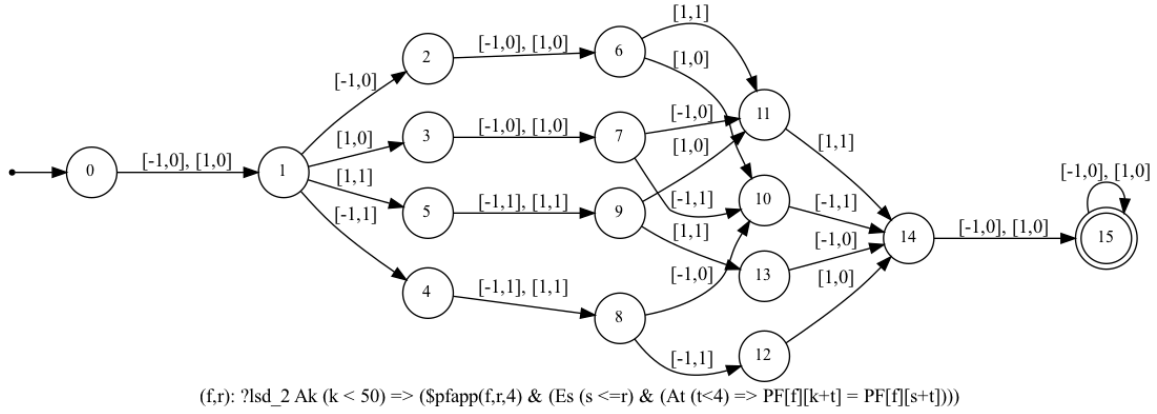


Figure 7: Automaton for $S_f(4)$.

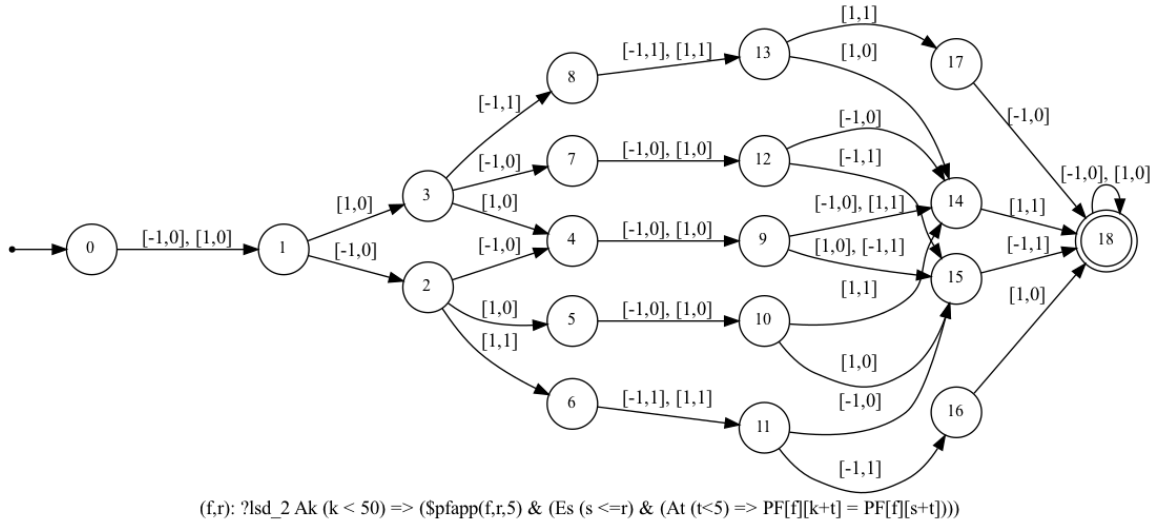


Figure 8: Automaton for $S_f(5)$.

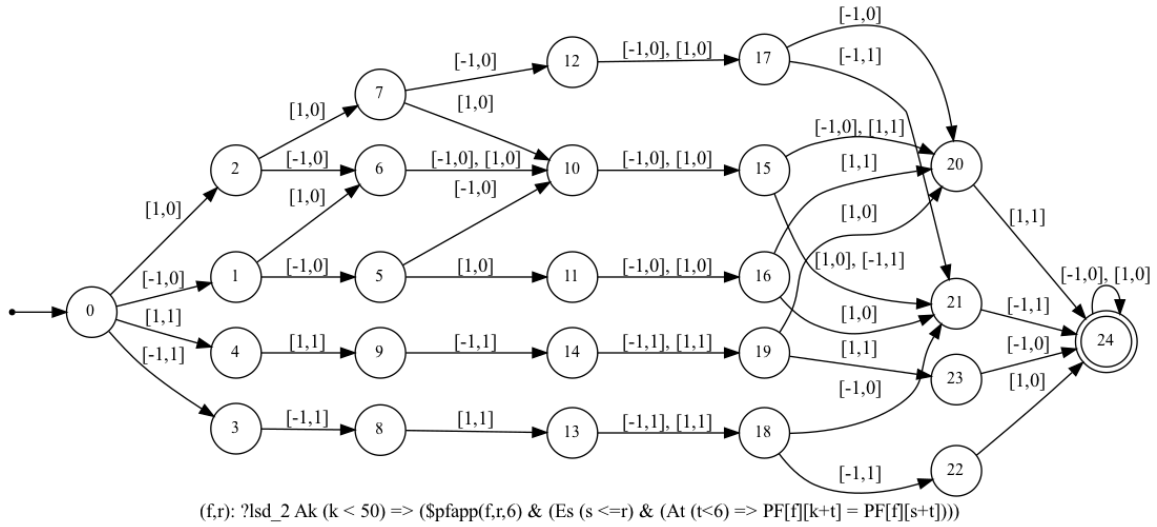


Figure 9: Automaton for $S_f(6)$.

Observe that the corresponding automaton for $S_f(7)$, which is shown in figure 10, looks simple compared to that of smaller values of the factor length n .

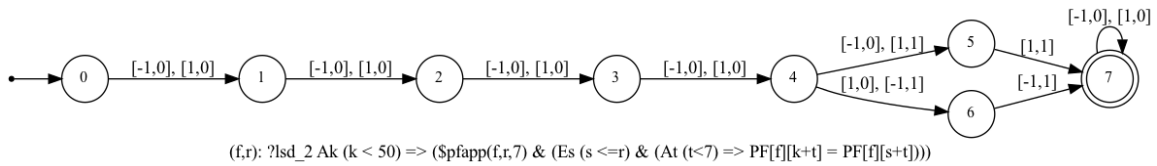


Figure 10: Automaton for $S_f(7)$.

References

- [1] OEIS Foundation Inc. (2022). The on-line encyclopedia of integer sequences. [1](#)
- [2] C. Davis and D. E. Knuth. Number representations and dragon curves – 1. *J. Recreat. Math.*, 3:66–81, 1970. [1](#)
- [3] F.M. Dekking, M. Mendès France, and A.J.v.d Poorten. Folds! *Math. Intell.*, 4:30–138, 173–181, 190–195, 1982. [2](#)
- [4] Chen Fei Du, Hamoon Mousavi, Eric Rowland, Luke Schaeffer, and Jeffrey Shallit. Decision algorithms for Fibonacci-automatic words, II: Related sequences and avoidability. *Theoretical Computer Science*, 657:146–162, 2017. [1](#)

- [5] Daniel Goč, Hamoon Mousavi, Luke Schaeffer, and Jeffrey Shallit. A new approach to the paperfolding sequences. In *Evolving Computability*, pages 34–43. Springer International Publishing, 2015. [2](#)
- [6] Daniel Goč, Hamoon Mousavi, and Jeffrey Shallit. On the number of unbordered factors. In *Language and Automata Theory and Applications*, pages 299–310. Springer Berlin Heidelberg, 2013. [1](#)
- [7] Hamoon Mousavi. Automatic theorem proving in `Walnut`. *arXiv*, 2016. [1](#)
- [8] Hamoon Mousavi, Luke Schaeffer, and Jeffrey Shallit. Decision algorithms for Fibonacci-automatic words, I: Basic results. *RAIRO Theor. Informatics Appl.*, 50:39–66, 2016. [1](#)
- [9] Narad Rampersad and Jeffrey Shallit. Congruence properties of combinatorial sequences via `Walnut` and the Rowland-Yassawi-Zeilberger automaton. *arXiv*, 2021. [1](#)
- [10] Luke Schaeffer. Deciding properties of automatic sequences. Master’s thesis, University of Waterloo, School of Computer Science, 2013. [2](#)
- [11] Jeffrey Shallit. Frobenius numbers and automatic sequences. *arXiv*, 2021. [1](#)
- [12] The Sage Developers. *SageMath, the Sage Mathematics Software System (Version 8.2)*, 2018. <https://www.sagemath.org>. [1](#)