

USING BOTH DEMONSTRATIONS AND LANGUAGE INSTRUCTIONS TO EFFICIENTLY LEARN ROBOTIC TASKS

Albert Yu
UT Austin
albertyu@utexas.edu

Raymond J. Mooney
UT Austin
mooney@utexas.edu

ABSTRACT

Demonstrations and natural language instructions are two common ways to specify and teach robots novel tasks. However, for many complex tasks, a demonstration or language instruction alone contains ambiguities, preventing tasks from being specified clearly. In such cases, a combination of *both* a demonstration *and* an instruction more concisely and effectively conveys the task to the robot than either modality alone. To instantiate this problem setting, we train a single multi-task policy on a few hundred challenging robotic pick-and-place tasks and propose DeL-TaCo (Joint Demo-Language Task Conditioning), a method for conditioning a robotic policy on task embeddings comprised of two components: a visual demonstration and a language instruction. By allowing these two modalities to mutually disambiguate and clarify each other during novel task specification, DeL-TaCo (1) substantially decreases the teacher effort needed to specify a new task and (2) achieves better generalization performance on novel objects and instructions over previous task-conditioning methods. To our knowledge, this is the first work to show that simultaneously conditioning a multi-task robotic manipulation policy on *both* demonstration and language embeddings improves sample efficiency and generalization over conditioning on either modality alone. See additional materials at <https://sites.google.com/view/del-taco-learning>.

1 INTRODUCTION

A significant barrier to deploying household robots is the inability of novice users to teach new tasks with minimal time and effort. Recent work in multi-task learning suggests that training on a wide range of tasks, instead of the single target task, helps the robot learn shared perceptual representations across the different tasks, improving generalization (Kalashnikov et al., 2021; Yu et al., 2019; Jang et al., 2021; Shridhar et al., 2021). We study the problem of how to more efficiently specify new tasks for multi-task robotic policies while also improving performance.

Previous multitask policies condition only on a single modality during evaluation: one-hot embeddings, language embeddings, or demonstration/goal-image embeddings. Each has limitations.

One-hot encodings for each task (Kalashnikov et al., 2021; Ebert et al., 2021) suffice for learning a repertoire of training tasks but perform very poorly on novel tasks where the one-hot embedding is out of the training distribution. A one-hot embedding space does not leverage semantic similarity between tasks to more rapidly learn additional tasks, as each pair of distinct tasks, no matter how semantically similar, differ by the same distance in one-hot embedding space.

Conditioning a policy on a goal-image (Nair et al., 2017; 2018; Nasiriany et al., 2019) or training on video demonstrations (Smith et al., 2020; Young et al., 2020) often suffers from ambiguity, especially when there are large differences between the environment of the demonstration and the environment the robot is in. This hinders robots from inferring the true intention of the demonstration. For example, if we provide a demonstration video of swiveling the faucet to the *right* side of the sink and turning on the water so that it flows into some dirty dishes, any of these tasks could reasonably be inferred: (i) turning on the faucet, (ii) turning on the faucet and swiveling it to the right side of the sink, (iii) wetting the dirty dishes. When the robot encounters a kitchen sink with the dirty dishes on the *left* side of the sink, it is unclear which of these possible tasks it should perform.

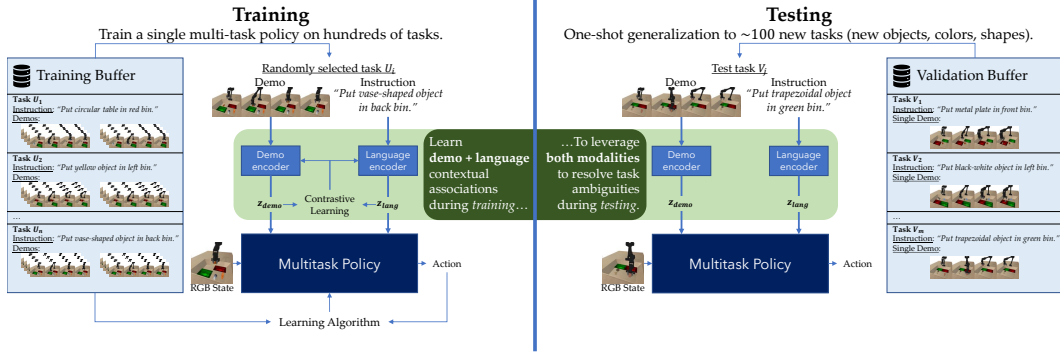


Figure 1: **DeL-TaCo Overview.** Unlike current multitask methods that condition on a single task specification modality, DeL-TaCo simultaneously conditions on both language and demonstrations during training and testing to resolve any ambiguities in either task specification modality, enabling better generalization to novel tasks and significantly reducing teacher effort for specifying new tasks.

In language-conditioned policies (Blukis et al., 2018; 2019; Mees et al., 2021; 2022), issues of ambiguity are often even more pronounced, since humans specify similar tasks in very linguistically dissimilar ways and often speak at different levels of granularity, skipping over common-sense steps and details while bringing up other impertinent information. Grounding novel nouns and verbs not seen during training compounds these challenges.

We posit that in a broad category of tasks, current unimodal task representations are often too inefficient and ambiguous for novel task specification. In these tasks, current task-conditioning methods would need either a large number of diverse demonstrations to disambiguate the intended task, or a long, very detailed, fine-grained language instruction. Both are difficult for novice users to provide. We argue that conditioning the policy on *both* a demonstration *and* language not only ameliorates the ambiguity issues with language-only and demonstration-only specifications, but is *much easier and more cost-effective for the end-user to provide*.

We propose DeL-TaCo (Figure 1), a new task embedding scheme comprised of two component modalities that contextually complement each other: demonstrations of the target task and corresponding language descriptions. To our knowledge, this is the first work to demonstrate that specifying new tasks to robotic multi-task policies simultaneously with both demonstrations and language reduces teacher effort in task specification and improves generalization performance, two important characteristics of deployable household robots. With bimodal task embeddings, ambiguity is bidirectionally resolved: instructions disambiguate intent in demonstrations, and demonstrations help ground novel noun and verb tokens by conveying what to act on, and how. To learn several hundred tasks, we train a single imitation learning (IL) policy, conditioned on joint demonstration-language embeddings, to predict low-level continuous-space actions for a robot given image observations. Task encoders are trained jointly with the policy, making our model fully differentiable end-to-end.

To summarize, our main contributions are as follows: (1) We present a broad distribution of highly-randomized simulated robotic pick-and-place tasks where instructions or demonstrations alone are too ambiguous and inefficient at specifying novel tasks. (2) We propose a simple architecture, DeL-TaCo, for training and integrating demonstrations and language into joint task embeddings for few-shot novel task specification. This framework is flexible and learning algorithm-agnostic. (3) We show that DeL-TaCo significantly lowers teacher effort in novel task-specification and improves generalization performance over previous unimodal task-conditioning methods.

2 RELATED WORK

2.1 MULTI-TASK LEARNING

The most straightforward way to condition multi-task policies is through one-hot vectors (Ebert et al., 2021; Kalashnikov et al., 2021; Walke et al., 2022; Yu et al., 2021). We instead use embed-

ding spaces that are shaped with pretrained language models so that semantically similar tasks are encoded in similar regions of the embedding space, which helps improve generalization. Multi-task robotic policies have also been studied in other settings and contexts that do not fall under the class of approaches we take in this paper, such as hierarchical goal-conditioned policies (Gupta et al., 2022), probabilistic modeling techniques (Wilson et al., 2007), distillation and transfer learning (Parisotto et al., 2015; Teh et al., 2017; Xu et al., 2020; Rusu et al., 2015), data sharing (Espeholt et al., 2018; Hessel et al., 2019), gradient-based techniques (Yu et al., 2020), policy modularization (Andreas et al., 2017; Devin et al., 2017) and task modularization (Yang et al., 2020).

2.2 LEARNING WITH LANGUAGE AND DEMONSTRATIONS

Language-Conditioned Multitask Policies. Our work largely tackles the same problem as BC-Z (Jang et al., 2021) of generalizing to novel tasks with multi-task learning. BC-Z trains a video demonstration encoder to predict the pretrained embeddings of corresponding language instructions, while jointly training a multi-task imitation learning policy conditioned on *either* the instruction *or* demonstration embeddings. Lynch & Sermanet (2021); Mees et al. (2021) learn a similar policy conditioned on either language or goal images. All of these approaches learn to map a demonstration or goal image to a similar embedding space as its corresponding language instruction. During training, Mees et al. (2022) uses both demonstrations and language to learn associations between demonstration embeddings and language-conditioned latent plans, but during evaluation, only uses the language embedding to produce a latent plan. With a slightly different architecture, Shao et al. (2020) learn a policy that maps natural language verbs and initial observations to full trajectories by training a video classifier on a large dataset of annotated human videos.

While all of these prior approaches use both demonstrations and language during training, their policies are conditioned on *either* a language instruction *or* visual image/demonstration embedding during testing. By contrast, ours is conditioned on *both* demonstration *and* language embeddings during training and testing, which we show improves generalization performance and reduces human teacher effort on a broad category of tasks.

Pretrained Multi-modal Models for Multitask Policies. Another recent line of work leverages pretrained vision-language models to learn richer vision features for downstream policies. CLIPort (Shridhar et al., 2021) uses pre-trained CLIP (Radford et al., 2021) to learn robust Transporter-based (Zeng et al., 2020) robot policies. Our method resembles CLIPort, its 3-dimensional successor PerAct (Shridhar et al., 2022), and the previously mentioned multi-task policy methods in that we train on expert trajectories associated with language task descriptions, but in CLIPort and PerAct, the policy is *only conditioned on language* during training and testing; demonstrations are used only as buffer data for imitation learning. Our method, however, learns tasks during training or testing by using *both language and a demonstration* to condition the policy.

ZeST (Cui et al., 2022) and Socratic Models (Zeng et al., 2022) demonstrate that pretrained vision-language models encode valuable information for robotic goal selection and task specification. R3M (Nair et al., 2022) pretrains a ResNet (He et al., 2015) policy backbone on language-annotated videos from Ego4D (Grauman et al., 2021) to boost downstream task performance. While our motivation is similar to ZeST in using a pretrained language model to leverage the structure of the pretrained embedding space, we assume access to both language and demonstrations for learning novel tasks and condition on task embeddings from both, which is unlike the ZeST and R3M problem settings where the policies are not directly task-conditioned.

2.3 OTHER APPLICATIONS OF LANGUAGE FOR ROBOTICS

Hierarchical Learning with Language. Our approach can be loosely framed as hierarchical learning, where we have two high-level task encoders that output language and demonstration embeddings, both of which the low-level policy is conditioned on to output actions. Prior work has used language instructions in hierarchical learning for shaping high-level plan vectors (Mees et al., 2022) or skill representations (Garg et al., 2022), which are then fed to a low-level policy to output the action. Karamcheti et al. (2021) use an autoencoder-based architecture to predict higher-dimensional robot actions from lower-dimensional controller actions and language instructions, where the language is fed into both the encoder and decoder. All of these prior approaches condition on a single high-level policy, whereas ours incorporates guidance from two high-level encoders for *both* demon-

strations and language to learn novel tasks, giving the low-level policy access to certain information expressible only through their combination.

Language for Rewards and Planning. Language has also been used for reward shaping in RL (Nair et al., 2021; Goyal et al., 2019; 2020). Pretrained language models have also been leveraged for their ability to propose plans in long-horizon tasks (Huang et al., 2022; Ahn et al., 2022; Chen et al., 2022). While we work with IL instead of RL and mainly deal with highly variable pick-and-place tasks, we do not use language for training reward functions or for planning, though our multi-modal task specification framework is compatible with these additional uses of language.

3 PROBLEM SETTING

3.1 MULTI-TASK IMITATION LEARNING

We define a set of n tasks $\{T_i\}_{i=1}^n$ and split them into training tasks U and test tasks V , where (U, V) is a bipartition of $\{T_i\}_{i=1}^n$. For each task T_i , we assume access to a set of m expert trajectories $\{\tau_{ij}\}_{j=1}^m$ and a single language description l_i . Given continuous state space \mathcal{S} , continuous action space \mathcal{A} , and task embedding space \mathcal{Z} , the goal is to train a Markovian policy $\pi : \mathcal{S} \times \mathcal{Z} \rightarrow \Pi(\mathcal{A})$ that maps the current state and task embeddings to a probability distribution over the continuous action space.

During training, we assume access to a buffer $\mathcal{D}_{\text{train}}$ of trajectories for only the tasks in U and their associated natural language descriptions. We define each trajectory as a fixed-length sequence of state-action pairs $\tau_{ij} = \left[\left(s_{0,j}^{(i)}, a_{0,j}^{(i)} \right), \left(s_{1,j}^{(i)}, a_{1,j}^{(i)} \right), \dots \right]$, where j is the trajectory index for task $T_i \in U$ with task embedding z_i . We use behavioral cloning (BC) (Hussein et al., 2017; Pomerleau, 1988) to update the parameters of π to maximize the log probability of $\pi \left(a_{t,j}^{(i)} | s_{t,j}^{(i)}, z_i \right)$, though our framework is agnostic to the learning algorithm and would work for RL approaches as well.

During evaluation, we assume access to a buffer \mathcal{D}_{val} of trajectories for only the tasks in V and their associated natural language descriptions. Unlike $\mathcal{D}_{\text{train}}$ where we have m demonstrations for each task, in \mathcal{D}_{val} we have just a single demonstration for each task. For all test tasks $T_i \in V$, we rollout the policy for a fixed number of timesteps by taking action $a_t \sim \pi(a | s_t, z_i)$. The z_i for all test tasks is computed beforehand and held constant throughout each test trajectory.

3.2 TASK ENCODER NETWORKS

To obtain the task embedding z_i , we have two encoders (which are either trained jointly with policy π or frozen from a pretrained model): a *demonstration encoder*, $f_{\text{demo}} : \tau_{ij} \mapsto z_{\text{demo},i}$ mapping trajectories of task T_i to demonstration embeddings, and a *language encoder*, $f_{\text{lang}} : l_i \mapsto z_{\text{lang},i}$ mapping task instruction strings l_i to language embeddings. Previous work has explored using z_i as a one-hot task vector, language embedding $z_{\text{lang},i}$, or goal image/demonstration embedding $z_{\text{demo},i}$, but our approach DeL-TaCo uses task embedding $z_i = [z_{\text{demo},i}, z_{\text{lang},i}]$ based on *both* the instruction *and* demonstration embedding during training and testing to learn novel tasks.

4 METHOD

4.1 ARCHITECTURE

Demonstration and Language Encoders. The encoder f_{demo} is a CNN network trained from scratch. Following Jang et al. (2021), we input the demonstration as an array of $m \times n$ frames (in raster-scan order) from the trajectory for faster processing. We use frozen pretrained DistilBERT (Sanh et al., 2019) as the encoder f_{lang} , where $z_{\text{lang},i}$ is simply the average of all DistilBERT-embedded tokens in l_i (we found this works better than taking the [CLS] token embedding). We keep f_{lang} frozen during training for computational efficiency.

Policy Network. We use a ResNet-18 (He et al., 2015) as the visual backbone for the policy π , followed by a spatial softmax layer (Finn et al., 2016) and fully connected layers.

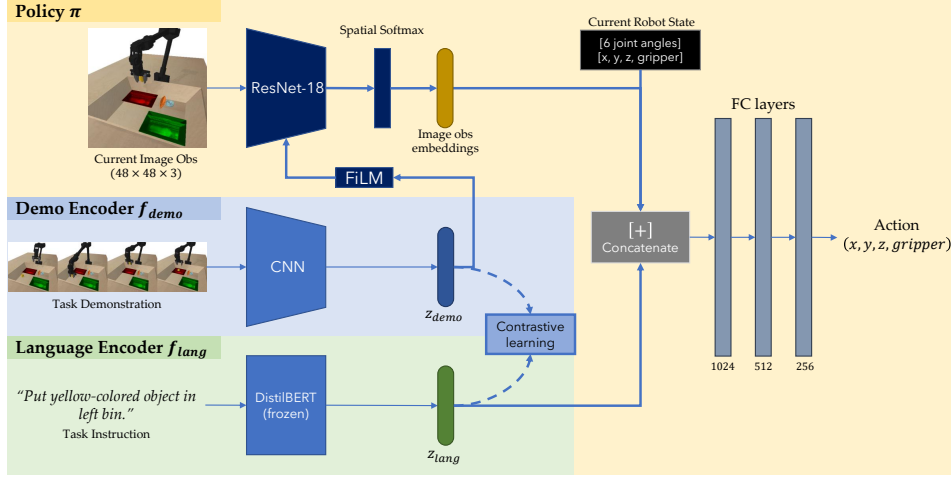


Figure 2: **Method Architecture.** DeL-TaCo uses three main networks: the policy π , a demonstration encoder f_{demo} , and a language encoder f_{lang} . During both training and testing, the policy is conditioned on the demonstration and language embeddings for the task.

Task Conditioning Architecture. Jang et al. (2021) use FiLM (Perez et al., 2018) layers in the ResNet backbone of the policy to input the task embedding (which are either from demonstrations or language). Since our policy conditions on both, the main architectural decision was finding the best way to feed task embeddings from multiple modalities into the policy.

Empirically, a simple approach performed best. The demonstration embeddings z_{demo} are fed into the policy’s ResNet backbone via FiLM, while the language task embeddings z_{lang} and robot proprioceptive state (6 joint angles, end-effector xyz coordinates, and gripper open/close state) are concatenated to the output of the spatial softmax layer. Our full network architecture is shown in Figure 2, and hyperparameters are in Appendix B.

4.2 TRAINING AND LOSSES

The training procedure for DeL-TaCo is summarized in Algorithm 1. During each training iteration, we sample a size k subset of training tasks $M = \{T_{m_1}, \dots, T_{m_k}\} \subset U$. Given a trajectory τ_{ij} for task T_{m_i} and corresponding natural language instruction l_i , we compute the demonstration embeddings $z_{emb, m_i} = f_{demo}(\tau_{ij})$ and language embeddings $z_{lang, m_i} = f_{lang}(l_i)$. We collect the embeddings of tasks in M in matrices $Z_{demo} = [z_{demo, m_1}, \dots, z_{demo, m_k}]$ and $Z_{lang} = [z_{lang, m_1}, \dots, z_{lang, m_k}]$.

To train the demonstration encoder, Jang et al. (2021) use a cosine distance loss to directly regress demonstration embeddings to their associated language embeddings. However, this causes demonstration embeddings to be essentially equivalent to the associated language embeddings for each task, undercutting the value of passing both to our policy. To preserve information unique to each modality while enabling the language and demonstration embedding spaces to shape each other, we train with a CLIP-style (Radford et al., 2021) contrastive loss for our demonstration encoder:

$$\mathcal{L}_{demo}(Z_{demo}, Z_{lang}) = CrossEntropy\left(\frac{1}{\beta} Z_{demo}^\top Z_{lang}, I\right) \quad (1)$$

where I is the identity matrix and β is a tuned temperature scalar. We use the standard BC log-likelihood loss as the policy loss term for some trajectory composed of state-action pairs $x_{t,i,j} = (s_{t,j}^{(i)}, a_{t,j}^{(i)})$ extracted from an expert demonstration τ_{ij} for task T_{m_i} :

$$\mathcal{L}_{policy}(\tau_{ij}) = - \sum_{x_{t,i,j} \in \tau_{ij}} \log \pi \left(a_{t,j}^{(i)} | s_{t,j}^{(i)}, z_{demo, m_i}, z_{lang, m_i} \right) \quad (2)$$

Both f_{demo} and π networks are trained jointly with the following loss, for a tuned $\alpha > 0$:

$$\mathcal{L}(\pi, f_{demo}, f_{lang}) = \mathcal{L}_{policy}(\tau_{ij}) + \alpha \mathcal{L}_{demo}(Z_{demo}, Z_{lang}) \quad (3)$$

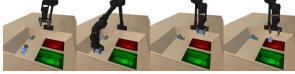




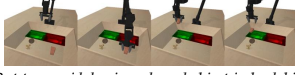
Object Identifier Type	Example Training Tasks	Example Test Tasks
Name	 "Put circular table in red bin."	 "Put metal plate in front bin."
Color	 "Put yellow-colored object in left bin."	 "Put black and white colored object in left bin."
Shape	 "Put vase-shaped object in back bin."	 "Put trapezoidal prism-shaped object in back bin."

Figure 3: **A selection of training and test tasks** annotated by their language instructions, grouped by the three object identifier types. All 6 container identifiers are seen in both training and testing.

Where $\mathcal{L}_{policy}(\tau_{ij})$ is summed over all trajectories in the batch of training tasks M (we omit this double summation in Equation 2 for brevity). Note that the language encoder does not have a loss term because we use a frozen, pretrained language model and rely on the pretrained embedding space to shape the demonstration encoding space.

4.3 EVALUATION

During evaluation, we want the robot to perform some novel task $T_v \in V$. Recall that $T_v \notin U$, our set of training tasks. From our problem setup description in Section 3.1, we have access to a validation task buffer \mathcal{D}_{val} with a single demonstration τ_v and a natural language instruction l_v of task T_v . We encode the demonstration with f_{demo} and the language with f_{lang} and pass both task embeddings to the policy. Details are summarized in Algorithm 2.

Algorithm 1 DeL-TaCo: Training

Input: \mathcal{D}_{train}

- 1: **while not done do**
- 2: $M \leftarrow k$ random train tasks from U
- 3: Sample $X_i = \{\tau_{ij}\}_{j=0}^{b-1} \sim \mathcal{D}_{train}$
- 4: $X \leftarrow \{X_i | T_i \in M\}$
- 5: $L \leftarrow \{l_i | T_i \in M\}$ // Lang. instructions
- 6: $Z_{demo} \leftarrow f_{demo}(X)$ // Demo encoder
- 7: $Z_{lang} \leftarrow f_{lang}(L)$ // Language encoder
- 8: Update π, f_{demo} on $\mathcal{L}(\pi, f_{demo}, f_{lang})$ // per Eqn. 3
- 9: **end while**

Algorithm 2 DeL-TaCo: Evaluation

Input: \mathcal{D}_{val}

- 1: **for** validation task T_v in V **do**
- 2: Get 1 demo τ_v and language l_v from \mathcal{D}_{val}
- 3: $z_{demo} \leftarrow f_{demo}(\tau_v)$ // Encode demo
- 4: $z_{lang} \leftarrow f_{lang}(l_v)$ // Encode language
- 5: **for** time $t = 0, \dots, H - 1$ **do**
- 6: Take action $a_t \sim \pi(a | s_t, z_{demo}, z_{lang})$
- 7: **end for**
- 8: **end for**

5 EXPERIMENTS

We empirically investigate the following questions: (1) Does there exist a distribution of tasks that are more clearly specified with both language and demonstrations rather than either alone? (2) Does conditioning with both language instructions and video demonstrations with DeL-TaCo improve generalization performance on novel tasks? (3) If so, how much teacher effort is reduced by specifying a new task with both language and demonstrations than with either modality alone?

5.1 SETUP

Environment. We develop a Pybullet (Coumans & Bai, 2007-2022) simulation environment with a WidowX 250 robot arm, 32 possible objects of diverse colors and shapes for manipulation, and 2 different containers. The action space is continuous, representing an (x, y, z) change in the robot’s end effector position, plus the binary gripper state (closed/opened). We subdivide the workspace

into four quadrants. Two quadrants are randomly chosen to contain the two different containers, and three of the 32 possible objects are dropped at random locations in the remaining two quadrants. RGB image observations are size $48 \times 48 \times 3$ and fed into the policy. The input format of each demo for f_{demo} is an $m \times n$ array of images extracted from the trajectory. Details are in Appendix E.

Task Objective. To explore the first question, we design the following set of pick-and-place tasks where the objective is to grasp the target object and place it in the target container. Both the target object and container can be inferred from the demonstration and language instruction. In every task, the scene contains three visually distinct objects (of which exactly one of them is the target object) and two visually distinct containers (of which exactly one of them is the target container). Thus, a robotic policy that disregards both the task demonstration and instruction and picks any random object and places it into any random container would solve the task with 1-in-6 odds.

Language Instructions for Each Task. Figure 3 shows a selection of our training and test tasks. Each task is specified through language with a single template-based instruction of the format “put [target object identifier] in [target container identifier].”

We make this environment more challenging by having task instructions refer to containers by either their color or quadrant position and objects by either their name, color, or shape. We use six different container identifiers in the task instructions to convey which container to drop the object in: red, green, front, back, left, and right. Thus, if the robot is provided a demonstration of grasping a cup and placing it in the red container in the front left quadrant, and it encounters an initialization with the containers in different locations, it does not know whether to place the cup in the red, front, or left container. This ambiguity can only be resolved with the language instruction. Conversely, aspects of the task, such as which object to grasp, are most clearly expressed through the demonstration rather than the instruction, since for novel tasks, the language instruction contains object identifiers unfamiliar to the policy. The task instructions also refer to the objects through different types of identifiers: their unique names (32 strings such as “fountain vase”), color (8 strings such as “black-and-white colored object”), or shape (10 strings such as “trapezoidal prism shaped object”).

The multiple identifiers help simulate ambiguity that arises from informal human instructions, where different humans may refer to the same object or container through different attributes, enabling demonstrations and instructions to complement each other when the robot learns a new task. In total, there are 50 target object identifiers ($32 + 8 + 10$) and 6 target container identifiers, giving us 300 pick-and-place tasks. We train and evaluate on a bipartition of these 300 tasks. See Appendix A for a list of all our train and test tasks.

Success Metric. In calculating the success rate, a successful trajectory is defined as one that (1) picks up the correct object *and* (2) places it in the correct container. Appendix C details the number of seeds and trials used to calculate success rates and standard deviations.

Data. Using a scripted policy, we collect an average of 130 successful demonstrations for each training task, and a single successful demonstration for each test task. All demonstrations are 30 timesteps long. Depending on our experimental scenario (see Section 5.2), we train on roughly 65% to 80% of the 300 tasks and evaluate on the remaining ones, which means that our training buffer contains a total of roughly 26,000-31,000 trajectories.

5.2 GENERALIZATION PERFORMANCE ON NOVEL TASKS

To test generalization, we run experiments under two scenarios: (A) generalization to novel objects, colors and shapes, and (B) generalization to only novel colors and shapes.

5.2.1 SCENARIO A: NOVEL OBJECTS, COLORS, AND SHAPES

Table 1 (plots in Figure 8) shows our results in experimental scenario A, where we train on 24/32 objects, 4/8 colors, and 5/10 shapes (a total of 198 training tasks) and evaluate on the remaining 102 tasks. This is relatively challenging, as the robot must not only know how to pick-and-place the 8/32 objects it has never seen during training, but must also understand instructions that refer to these novel objects by either their name, color, or shape.

We lower-bound the performance of our task conditioning methods by first running a one-hot conditioned policy, with the expectation that it performs worse than conditioning on language and/or

Table 1: Evaluation on Novel Objects, Colors, and Shapes. (p) = pretrained.

Demo Encoder	Language Encoder	Task Conditioning	Success Rate \pm SD (%)
–	–	One-hot (lower bound)	6.6 ± 1.3
–	–	One-hot Oracle (upper bound)	28.7 ± 2.3
CLIP (p)		Language-only	13.7 ± 1.9
		Demo-only	8.0 ± 1.9
		DeL-TaCo (ours)	15.3 ± 1.8
–	DistilBERT (p)	Language-only	10.4 ± 1.6
CNN	–	Demo-only	14.6 ± 2.2
CNN	DistilBERT (p)	DeL-TaCo (ours)	19.9 ± 1.8

Table 2: Evaluation on Novel Colors and Shapes. (p) = pretrained.

Demo Encoder	Language Encoder	Task Conditioning	Success Rate \pm SD (%)
–	DistilBERT (p)	Language-only	15.8 ± 2.8
CNN	–	Demo-only	17.0 ± 2.7
CNN	DistilBERT (p)	DeL-TaCo (ours)	26.3 ± 4.1

demonstrations for the reasons mentioned in Section 1. As an upper-bound, we directly train a one-hot oracle on only the 102 evaluation tasks and evaluate on those same tasks. No other method in the table is trained on any evaluation tasks. (For consistency, the one-hot oracle is trained on the same number of trajectories per evaluation task as the other methods are per training task.)

Next, we examine the performance of policies conditioned with only language, with only one demonstration, and with both (DeL-TaCo). The language-only policies do not involve training f_{demo} , and only the language instruction embeddings are fed into the policy via FiLM during training and testing. The demo-only policies train f_{demo} as shown in Algorithm 1, but during training and testing, only the demonstration embedding z_{demo} is passed into the policy via FiLM. Thus, our demo-only and language-only policies largely mirror the training and architecture of BC-Z (Jang et al., 2021) conditioned on demonstration or language. DeL-TaCo (ours) conditions on *both* demonstration *and* language during training and testing, as shown in Algorithms 1 and 2.

When using pretrained DistilBERT as f_{lang} and a lightweight CNN for f_{demo} , DeL-TaCo achieves the highest performance, increasing the success rate of the second-best conditioning method, demo-only, from 14.6% to 19.9%, getting significantly closer to the 28.7% upper-bound attained by the one-hot oracle. Both methods using demonstration embeddings outperform the language-conditioned policy perhaps because a visual demonstration is important in conveying the nature of the chosen object and how the robot should manipulate it. Note that both the demo-only and DeL-TaCo policies train the f_{demo} CNN from scratch without any pretraining, so they must learn to ground object and container identifiers from training demonstrations alone.

Finally, to evaluate DeL-TaCo when both f_{demo} and f_{lang} are pretrained, we use pretrained CLIP (Radford et al., 2021) as the task encoder (with its language transformer as f_{lang} and vision transformer as f_{demo}) and freeze it during training. The language-only policy performs significantly better than the video-only policy most likely because CLIP’s visual transformer was trained mostly on real-world images and without further finetuning, does not know how to sufficiently differentiate between the simulation demonstrations of different tasks in our problem setting. Despite this, DeL-TaCo modestly outperforms conditioning on language-only or demo-only, demonstrating the value of our method even with frozen pretrained models.

5.2.2 SCENARIO B: NOVEL COLORS AND SHAPES

In Table 2 (plots in Figure 9), we train on 32/32 objects, 4/8 colors, and 5/10 shapes, and evaluate on the rest—an easier setting as all objects were seen during training. Since evaluation tasks in this scenario only refer to objects by their color or shape, we up-sample the color and shape training tasks to be 50% of each training batch (such up-sampling was not done in scenario A).

We take the highest-performing f_{demo} and f_{lang} models from Table 1 and again compare conditioning on language, demonstrations, and both. Compared to Table 1, all methods increase their success rate in this easier scenario. The novel color and shape task demonstrations contain more ambiguity than the novel object demonstrations because the task with language instruction “put the blue object in the left bin” might have a demonstration where the robot manipulates the blue cup, but

Table 3: Value of Language. Evaluation on Novel Objects, Colors, and Shapes.

Task Conditioning	Demo-only					DeL-TaCo (ours)
# demos per test-task finetuned on	0	10	25	50	100	0
Success Rate (%)	14.6	14.9	17.4	<u>20.0</u>	24.2	<u>19.9</u>
\pm SD (%)	± 2.2	± 1.6	± 2.7	± 2.4	± 2.5	± 1.8

the test-time environment might contain a blue table instead. This added ambiguity likely explains the increased importance of language and the wider 9.7% performance gap between DeL-TaCo and demo-only task conditioning.

Analysis. Overall, we see that on this wide range of tasks, language and demonstrations together do help disambiguate each other during task specification—answering our first question; this leads to better generalization performance on novel tasks—answering our second question.

5.3 HOW MANY DEMONSTRATIONS IS LANGUAGE WORTH?

To answer our third question, we re-examine experimental scenario A (testing on novel objects, colors, and shapes). However, here we further finetune the demo-only policy on a variable number of test-task expert demonstrations. Results are shown in Table 3 (plots in Figure 9). The demo-only policy only starts to match and surpass DeL-TaCo (underlined) when it is finetuned on 50 demonstrations (underlined) *per evaluation task* (a total of around 5,000 demonstrations for all test tasks combined). This suggests that surprisingly, specifying a new task to DeL-TaCo with a single demonstration and language instruction performs as well as specifying a new task to a demo-only policy with a single demonstration *and finetuning it on 50 additional demonstrations of that task*. This showcases the immense value of language in supplementing demonstrations for novel task specification, significantly reducing the effort involved in teaching robots novel tasks over demonstration-only methods.

6 CONCLUSION

When specifying tasks through language or demonstrations, ambiguities can arise that hinder robot learning, especially when the demonstrations or instructions were provided in an environment that does not perfectly align with the environment the robot is in. In this paper, we showed a problem setting of learning 300 highly diverse pick and place tasks and propose a simple framework, DeL-TaCo, to resolve ambiguity during task specification by using both language and demonstrations during both training and testing. Two main obstacles to deploying household robotic systems are the inability to generalize to new environments and tasks, and prohibitively high end-user effort needed to teach robots these new tasks. Our results show progress on both fronts: over previous task-conditioning methods, DeL-TaCo improves generalization performance to new tasks by 5 – 9% and reduces human effort on our set of tasks by roughly 50 expert demonstrations per task.

Limitations and Future Work. Our work leaves a number of areas for improvement. First, we experiment only with pick-and-place tasks. Future work may need more interpretable modular encoders to handle a wider diversity of manipulation skills and temporally-extended tasks. Second, we used a rigid set of template-based language instructions for each task, but our framework would likely benefit from a more diverse instruction set of human paraphrases for each task. Third, we did not find pretrained vision-language models, such as CLIP, to increase performance in our simulation-based environment, most likely because of the domain mismatch between our simulation objects and the more real-world-centric images CLIP was trained on. Investigating ways to better leverage pretrained vision-language models for multimodal task specification, in tandem with real-world robotic tasks and real-world human demonstrations, would be a promising line of future research.

7 REPRODUCIBILITY STATEMENT

Please see our appendix for details needed to replicate our results. In particular, Appendix A provides the full list of our 300 tasks, instructions, and objects, as well as train and test task splits. Appendix B contains architectural hyperparameters and details for network layers, initialization, and optimizer settings. The remaining appendices detail aspects of our training/evaluation processes that were not fully described in the main text of our paper.

ACKNOWLEDGMENTS

We would like to thank Prasoon Goyal and Vanya Cohen for their numerous suggestions and discussions during the course of this work. This research was supported by NSF NRI Grant IIS-1925082.

REFERENCES

- Michael Ahn, Anthony Brohan, Noah Brown, Yevgen Chebotar, Omar Cortes, Byron David, Chelsea Finn, Chuyuan Fu, Keerthana Gopalakrishnan, Karol Hausman, Alex Herzog, Daniel Ho, Jasmine Hsu, Julian Ibarz, Brian Ichter, Alex Irpan, Eric Jang, Rosario Jauregui Ruano, Kyle Jeffrey, Sally Jesmonth, Nikhil Joshi, Ryan Julian, Dmitry Kalashnikov, Yuheng Kuang, Kuang-Huei Lee, Sergey Levine, Yao Lu, Linda Luu, Carolina Parada, Peter Pastor, Jornell Quiambao, Kanishka Rao, Jarek Rettinghouse, Diego Reyes, Pierre Sermanet, Nicolas Sievers, Clayton Tan, Alexander Toshev, Vincent Vanhoucke, Fei Xia, Ted Xiao, Peng Xu, Sichun Xu, Mengyuan Yan, and Andy Zeng. Do as I can and not as I say: Grounding language in robotic affordances. In *arXiv preprint arXiv:2204.01691*, 2022.
- Jacob Andreas, Dan Klein, and Sergey Levine. Modular multitask reinforcement learning with policy sketches. In *International Conference on Machine Learning (ICML)*, 2017.
- Valts Blukis, Dipendra Misra, Ross A. Knepper, and Yoav Artzi. Mapping navigation instructions to continuous control actions with position-visitation prediction. In *Conference on Robot Learning (CoRL)*, 2018.
- Valts Blukis, Yannick Terme, Eyvind Niklasson, Ross A. Knepper, and Yoav Artzi. Learning to map natural language instructions to physical quadcopter control using simulated flight. In *Conference on Robot Learning (CoRL)*, 2019.
- Boyuan Chen, Fei Xia, Brian Ichter, Kanishka Rao, Keerthana Gopalakrishnan, Michael S. Ryoo, Austin Stone, and Daniel Kappler. Open-vocabulary queryable scene representations for real world planning. In *arXiv preprint arXiv:2209.09874*, 2022.
- Erwin Coumans and Yunfei Bai. Bullet and pybullet, physics simulation for games, visual effects, robotics and reinforcement learning. <https://pybullet.org>, May 2007-2022.
- Yuchen Cui, Scott Niekum, Abhinav Gupta, Vikash Kumar, and Aravind Rajeswaran. Can foundation models perform zero-shot task specification for robot manipulation? *Learning for Dynamics and Control Conference*, 2022.
- Coline Devin, Abhishek Gupta, Trevor Darrell, Pieter Abbeel, and Sergey Levine. Learning modular neural network policies for multi-task and multi-robot transfer. In *International Conference on Robotics and Automation (ICRA)*, 2017.
- Frederik Ebert, Yanlai Yang, Karl Schmeckpeper, Bernadette Bucher, Georgios Georgakis, Kostas Daniilidis, Chelsea Finn, and Sergey Levine. Bridge data: Boosting generalization of robotic skills with cross-domain datasets. *arXiv preprint arXiv:2109.13396*, 2021.
- Lasse Espeholt, Hubert Soyer, Remi Munos, Karen Simonyan, Vlad Mnih, Tom Ward, Yotam Doron, Vlad Firoiu, Tim Harley, Iain Dunning, et al. Impala: Scalable distributed deep-rl with importance weighted actor-learner architectures. In *International Conference on Machine Learning*, pp. 1407–1416. PMLR, 2018.

-
- Chelsea Finn, Xin Yu Tan, Yan Duan, Trevor Darrell, Sergey Levine, and Pieter Abbeel. Deep spatial autoencoders for visuomotor learning. In *International Conference on Robotics and Automation (ICRA)*, 2016.
- Divyansh Garg, Skanda Vaidyanath, Kuno Kim, Jiaming Song, and Stefano Ermon. Lisa: Learning interpretable skill abstractions from language, 2022. URL <https://arxiv.org/abs/2203.00054>.
- Prasoon Goyal, Scott Niekum, and Raymond Mooney. Using natural language for reward shaping in reinforcement learning. 2019. URL <https://arxiv.org/abs/1903.02020>.
- Prasoon Goyal, Scott Niekum, and Raymond Mooney. Pixl2r: Guiding reinforcement learning using natural language by mapping pixels to rewards. 2020. URL <https://arxiv.org/abs/2007.15543>.
- Kristen Grauman, Andrew Westbury, Eugene Byrne, Zachary Chavis, Antonino Furnari, et al. Ego4d: Around the world in 3,000 hours of egocentric video. *arXiv preprint arXiv:2110.07058*, 2021.
- Abhishek Gupta, Corey Lynch, Brandon Kinman, Garrett Peake, Sergey Levine, and Karol Hausman. Demonstration-bootstrapped autonomous practicing via multi-task reinforcement learning. *arXiv preprint arXiv:2203.15755*, 2022.
- Kaiming He, Xiangyu Zhang, Shaoqing Ren, and Jian Sun. Deep residual learning for image recognition. *arXiv preprint arXiv:1512.03385*, 2015.
- Matteo Hessel, Hubert Soyer, Lasse Espeholt, Wojciech Czarnecki, Simon Schmitt, and Hado van Hasselt. Multi-task deep reinforcement learning with popart. In *Proceedings of the AAAI Conference on Artificial Intelligence*, volume 33, pp. 3796–3803, 2019.
- Wenlong Huang, Fei Xia, Ted Xiao, Harris Chan, Jacky Liang, Pete Florence, Andy Zeng, Jonathan Tompson, Igor Mordatch, Yevgen Chebotar, Pierre Sermanet, Noah Brown, Tomas Jackson, Linda Luu, Sergey Levine, Karol Hausman, and Brian Ichter. Inner monologue: Embodied reasoning through planning with language models. In *arXiv preprint arXiv:2207.05608*, 2022.
- Ahmed Hussein, Mohamed Medhat Gaber, Eyad Elyan, and Chrisina Jayne. Imitation learning: A survey of learning methods. In *ACM Computing Surveys*, 2017.
- Eric Jang, Alex Irpan, Mohi Khansari, Daniel Kappler, Frederik Ebert, Corey Lynch, Sergey Levine, and Chelsea Finn. BC-z: Zero-shot task generalization with robotic imitation learning. In *5th Annual Conference on Robot Learning*, 2021. URL <https://openreview.net/forum?id=8kbp23tSGYv>.
- Dmitry Kalashnikov, Jacob Varley, Yevgen Chebotar, Benjamin Swanson, Rico Jonschkowski, Chelsea Finn, Sergey Levine, and Karol Hausman. Mt-opt: Continuous multi-task robotic reinforcement learning at scale. *arXiv preprint arXiv:2104.08212*, 2021.
- Siddharth Karamcheti, Megha Srivastava, Percy Liang, and Dorsa Sadigh. Lila: Language-informed latent actions. In *5th Annual Conference on Robot Learning*, 2021. URL <https://arxiv.org/pdf/2111.03205>.
- Corey Lynch and Pierre Sermanet. Language conditioned imitation learning over unstructured data. *Robotics: Science and Systems*, 2021. URL <https://arxiv.org/abs/2005.07648>.
- Oier Mees, Lukas Hermann, Erick Rosete-Beas, and Wolfram Burgard. Calvin: A benchmark for language-conditioned policy learning for long-horizon robot manipulation tasks, 2021. URL <https://arxiv.org/abs/2112.03227>.
- Oier Mees, Lukas Hermann, and Wolfram Burgard. What matters in language conditioned imitation learning. *arXiv preprint arXiv:2204.06252*, 2022.
- Ashvin Nair, Dian Chen, Pulkit Agrawal, Phillip Isola, Pieter Abbeel, Jitendra Malik, and Sergey Levine. Combining self-supervised learning and imitation for vision-based rope manipulation. In *International Conference on Robotics and Automation (ICRA)*, 2017. URL <https://arxiv.org/abs/1703.02018>.

-
- Ashvin Nair, Vitchyr Pong, Murtaza Dalal, Shikhar Bahl, Steven Lin, and Sergey Levine. Visual reinforcement learning with imagined goals. In *Advances in Neural Information Processing Systems (NeurIPS)*, 2018. URL <https://arxiv.org/abs/1807.04742>.
- Suraj Nair, Eric Mitchell, Kevin Chen, Brian Ichter, Silvio Savarese, and Chelsea Finn. Learning language-conditioned robot behavior from offline data and crowd-sourced annotation. In *5th Annual Conference on Robot Learning*, 2021. URL <https://arxiv.org/pdf/2109.01115>.
- Suraj Nair, Aravind Rajeswaran, Vikash Kumar, Chelsea Finn, and Abhinav Gupta. R3m: A universal visual representation for robot manipulation. *arXiv preprint arXiv:2203.12601*, 2022.
- Soroush Nasiriany, Vitchyr Pong, Steven Lin, and Sergey Levine. Planning with goal-conditioned policies. 2019.
- Emilio Parisotto, Jimmy Lei Ba, and Ruslan Salakhutdinov. Actor-mimic: Deep multitask and transfer reinforcement learning. *arXiv preprint arXiv:1511.06342*, 2015.
- Ethan Perez, Florian Strub, Harm de Vries, Vincent Dumoulin, and Aaron C. Courville. Film: Visual reasoning with a general conditioning layer. In *AAAI*, 2018.
- Dean Pomerleau. Alvin: An autonomous land vehicle in a neural network. In *Conference on Neural Information Processing Systems (NeurIPS)*, 1988.
- Alec Radford, Jong Wook Kim, Chris Hallacy, Aditya Ramesh, Gabriel Goh, Sandhini Agarwal, Girish Sastry, Amanda Askell, Pamela Mishkin, Jack Clark, et al. Learning transferable visual models from natural language supervision. *arXiv preprint arXiv:2103.00020*, 2021.
- Andrei Rusu, Sergio Colmenarejo, Caglar Gulcehre, Guillaume Desjardins, James Krikpatrick, Razvan Pascanu, Volodymyr Mnih, Koray Kavukcuoglu, and Raia Hadsell. Policy distillation. *arXiv preprint arXiv:1511.06295v2*, 2015.
- Victor Sanh, Lysandre Debut, Julien Chaumond, and Thomas Wolf. Distilbert, a distilled version of bert: smaller, faster, cheaper and lighter. In *Conference on Neural Information Processing Systems (NeurIPS)*, 2019.
- Lin Shao, Toki Migimatsu, Qiang Zhang, Karen Yang, and Jeannette Bohg. Concept2robot: Learning manipulation concepts from instructions and human demonstrations. In *Proceedings of Robotics: Science and Systems (RSS)*, 2020.
- Mohit Shridhar, Lucas Manuelli, and Dieter Fox. Cliport: What and where pathways for robotic manipulation. In *Proceedings of the 5th Conference on Robot Learning (CoRL)*, 2021.
- Mohit Shridhar, Lucas Manuelli, and Dieter Fox. Perceiver-actor: A multi-task transformer for robotic manipulation. *Conference on Robot Learning*, 2022.
- Laura Smith, Nikita Dhawan, Marvin Zhang, Pieter Abbeel, and Sergey Levine. Avid: Learning multi-stage tasks via pixel-level translation of human videos. In *Robotics Science and Systems (RSS)*, 2020.
- Yee Whye Teh, Victor Bapst, Wojciech Marian Czarnecki, John Quan, James Kirkpatrick, Raia Hadsell, Nicolas Heess, and Razvan Pascanu. Distral: Robust multitask reinforcement learning. *arXiv preprint arXiv:1707.04175*, 2017.
- Homer Walke, Jonathan Yang, Albert Yu, Aviral Kumar, Jędrzej Orbik, Avi Singh, and Sergey Levine. Don’t start from scratch: Leveraging prior data to automate robotic reinforcement learning. In *Proceedings of the 6th Conference on Robot Learning (CoRL)*, 2022.
- Aaron Wilson, Alan Fern, Soumya Ray, and Prasad Tadepalli. Multi-task reinforcement learning: a hierarchical bayesian approach. In *Proceedings of the 24th international conference on Machine learning*, pp. 1015–1022, 2007.
- Zhiyuan Xu, Kun Wu, Zhengping Che, Jian Tang, and Jieping Ye. Knowledge transfer in multi-task deep reinforcement learning for continuous control. *arXiv preprint arXiv:2010.07494*, 2020.

-
- Ruihan Yang, Huazhe Xu, Yi Wu, and Xiaolong Wang. Multi-task reinforcement learning with soft modularization. *arXiv preprint arXiv:2003.13661*, 2020.
- Sarah Young, Dhiraj Gandhi, Shubham Tulsiani, Abhinav Gupta, Pieter Abbeel, and Lerrel Pinto. Visual imitation made easy, 2020.
- Tianhe Yu, Deirdre Quillen, Zhanpeng He, Ryan Julian, Karol Hausman, Chelsea Finn, and Sergey Levine. Meta-world: A benchmark and evaluation for multi-task and meta reinforcement learning. In *Conference on Robot Learning (CoRL)*, 2019. URL <https://arxiv.org/abs/1910.10897>.
- Tianhe Yu, Saurabh Kumar, Abhishek Gupta, Sergey Levine, Karol Hausman, and Chelsea Finn. Gradient surgery for multi-task learning. *arXiv preprint arXiv:2001.06782*, 2020.
- Tianhe Yu, Aviral Kumar, Yevgen Chebotar, Karol Hausman, Sergey Levine, and Chelsea Finn. Conservative data sharing for multi-task offline reinforcement learning. *Advances in Neural Information Processing Systems*, 34, 2021.
- Andy Zeng, Pete Florence, Jonathan Tompson, Stefan Welker, Jonathan Chien, Maria Attarian, Travis Armstrong, Ivan Krasin, Dan Duong, Vikas Sindhwani, et al. Transporter networks: Rearranging the visual world for robotic manipulation. In *Proceedings of the 4th Conference on Robot Learning (CoRL)*, 2020.
- Andy Zeng, Maria Attarian, Brian Ichter, Krzysztof Choromanski, Adrian Wong, Stefan Welker, Federico Tombari, Aveek Purohit, Michael Ryoo, Vikas Sindhwani, Johnny Lee, Vincent Vanhoucke, and Pete Florence. Socratic models: Composing zero-shot multimodal reasoning with language. *arXiv*, 2022.

Appendices

A ALL TASKS, INSTRUCTIONS, AND TRAIN-TEST SPLIT

A.1 LIST OF TASKS

All 300 tasks are shown below, by object identifier (rows) and container identifier (columns). The colors denote groups of tasks which guide our train and test task splits, and the cell numbers denote the task indices.

- Scenario A (novel objects, colors, and shapes) trains on all **gray** tasks and tests on **yellow**, **blue**, and **green** tasks.
- Scenario B (novel colors and shapes) trains on all **gray** and **yellow** tasks and tests on **blue** and **green** tasks.

Object Identifier Type	Object Identifier	Container Identifier					
		green	red	front	back	left	right
name	conic cup	0	50	100	150	200	250
	fountain vase	1	51	101	151	201	251
	circular table	2	52	102	152	202	252
	hex deep bowl	3	53	103	153	203	253
	smushed dumbbell	4	54	104	154	204	254
	square prism bin	5	55	105	155	205	255
	narrow tray	6	56	106	156	206	256
	columnnade top	7	57	107	157	207	257
	stalagcite chunk	8	58	108	158	208	258
	bongo drum bowl	9	59	109	159	209	259
	pacifier vase	10	60	110	160	210	260
	beehive funnel	11	61	111	161	211	261
	crooked lid trash can	12	62	112	162	212	262
	toilet bowl	13	63	113	163	213	263
	pepsi bottle	14	64	114	164	214	264
	tongue chair	15	65	115	165	215	265
	modern canoe	16	66	116	166	216	266
	pear ringed vase	17	67	117	167	217	267
	short handle cup	18	68	118	168	218	268
	bullet vase	19	69	119	169	219	269
	glass half gallon	20	70	120	170	220	270
	flat bottom sack vase	21	71	121	171	221	271
	trapezoidal bin	22	72	122	172	222	272
	vintage canoe	23	73	123	173	223	273
	bathtub	24	74	124	174	224	274
	flowery half donut	25	75	125	175	225	275
	t cup	26	76	126	176	226	276
	cookie circular lidless tin	27	77	127	177	227	277
	box sofa	28	78	128	178	228	278
	two layered lampshade	29	79	129	179	229	279
	conic bin	30	80	130	180	230	280
	jar	31	81	131	181	231	281
color	black and white	32	82	132	182	232	282
	brown	33	83	133	183	233	283
	blue	34	84	134	184	234	284
	gray	35	85	135	185	235	285
	white	36	86	136	186	236	286
	red	37	87	137	187	237	287
	orange	38	88	138	188	238	288
	yellow	39	89	139	189	239	289
shape	vase	40	90	140	190	240	290
	chalice	41	91	141	191	241	291
	freeform	42	92	142	192	242	292
	bottle	43	93	143	193	243	293
	canoe	44	94	144	194	244	294
	cup	45	95	145	195	245	295
	bowl	46	96	146	196	246	296
	trapezoidal prism	47	97	147	197	247	297
	cylinder	48	98	148	198	248	298
	round hole	49	99	149	199	249	299

A.2 TASK INSTRUCTION FORMAT

As mentioned in Section 5.1, we use the following template as the language instruction for each task: “Put [target object identifier string] in [target container identifier string].” For each object identifier, we build a string referring to the target obj in a specific format shown in Table 4.

Table 4: **Object Identifier String Format for each Object Identifier Type.**

Object Identifier Type	Target Object Identifier String
Name	"[object color] colored, [object shape] shaped [object name]"
Color	"[object color] colored object"
Shape	"[object shape] shaped object"

Example task instructions (with target object identifier and target container strings underlined):

- Task 4: "Put black and white colored, chalice shaped smushed dumbbell in green bin."
- Task 292: "Put cup shaped object in right bin."

A.3 TRAIN AND TEST SPLIT VISUALIZATIONS

We visually show our train-test splits on objects (Figure 4), colors (Figure 5), and shapes (Figure 6).



Figure 4: **Train-Test Object Split.** Objects are shown in raster-scan task-index order, so the object in the second row from top, second column from left, is the "bongo drum bowl", which is associated with task index 9.

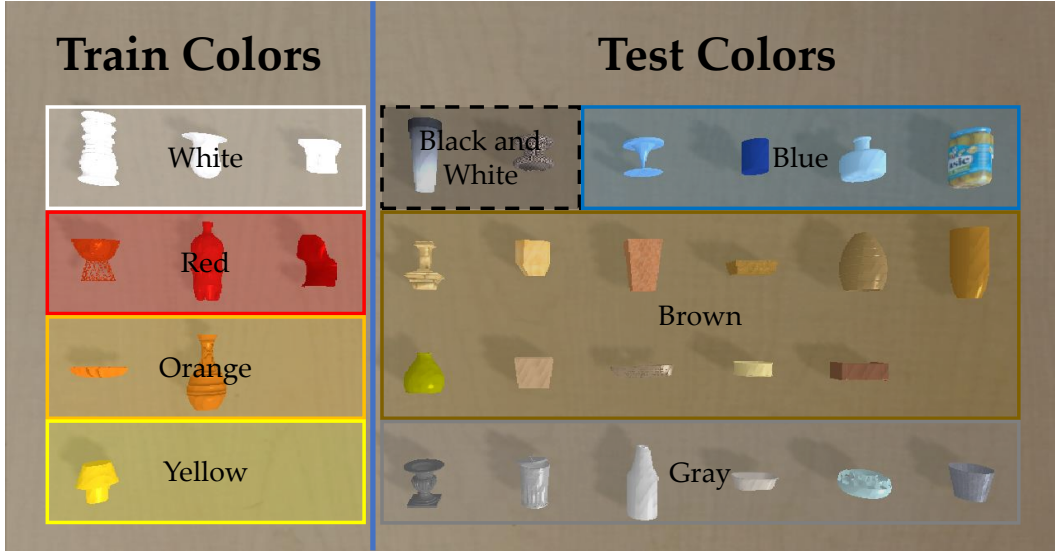


Figure 5: **Train-Test Color Split.**




Figure 6: **Train-Test Shape Split.**

B DETAILED ARCHITECTURE AND HYPERPARAMETERS

B.1 POLICY π AND DEMONSTRATION ENCODER f_{demo} ARCHITECTURE

See Figure 7 for a detailed diagram of the policy and demonstration encoder (for a higher-level overview, see Figure 2). For the policy backbone, we use a ResNet-18 architecture but made changes to the strides and number of channels to adapt the network to our small image size. Hyperparameters are shown in Tables 5 and 6.

B.2 TRAINING HYPERPARAMETERS

Table 7 shows our IL training hyperparameters.

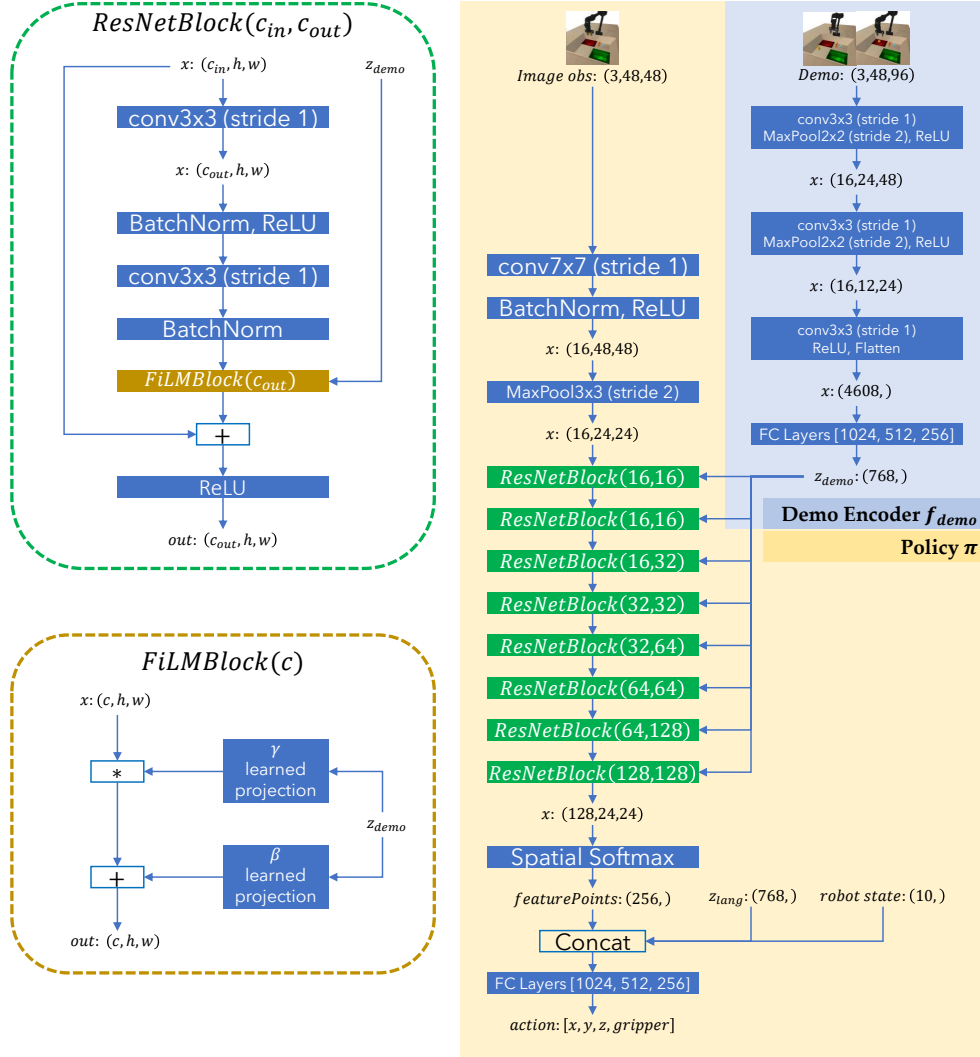


Figure 7: **Detailed Architecture of the Policy and Demonstration Encoder.**

Table 7: **Imitation learning hyperparameters.** In each training iteration, we sample 16 random tasks from our training buffer and get 64 samples for each task, for a total batch size of 1024.

Attribute	Value
Number of Tasks per Batch	16
Batch Size per Task	64
Learning Rate	3×10^{-4}
Task Encoder weight (α in \mathcal{L})	10.0
Contrastive Learning Temperature (β in \mathcal{L}_{demo})	0.1

Table 5: Policy π hyperparameters.

Attribute	Value
Input Height	48
Input Width	48
Input Channels	3
Number of Kernels	[16, 32, 64, 128]
Kernel Sizes	[7, 3, 3, 3, 3]
Conv Strides	[1, 1, 1, 1, 1]
Maxpool Stride	2
Fully Connected Layers	[1024, 512, 256]
Hidden Activations	ReLU
FiLM input size	768
FiLM hidden layers	0
Spatial Softmax Temperature	1.0
Learning Rate	3×10^{-4}
Policy Action Distribution	Multivariate Isotropic Gaussian $\mathcal{N}(\mu, \sigma)$
Policy Outputs	(μ, σ)
Image Augmentation	Random Crops
Image Augmentation Padding	4

Table 6: f_{demo} CNN hyperparameters.

Attribute	Value
Demonstration frames	First and last timesteps
Demonstration image array size (m, n)	(1, 2)
Input Height ($m \cdot$ Image height)	48
Input Width ($n \cdot$ Image width)	96
Input Channels	3
Output Size	768
Kernel Sizes	[3, 3, 3]
Number of Kernels	[16, 16, 16]
Strides	[1, 1, 1]
Fully Connected Layers	[1024, 512, 256]
Hidden Activations	ReLU
Paddings	[1, 1, 1]
Pool Type	Max 2D
Pool Sizes	[2, 2, 1]
Pool Strides	[2, 2, 1]
Pool Paddings	[0, 0, 0]
Image Augmentation	Random Crops
Image Augmentation Padding	4

C SUCCESS RATE CALCULATION DETAILS

To avoid reporting cherry-picked results, we detail our success rate calculation methodology here.

We run each setting with three random seeds for 800k-900k training steps. An evaluation set, which we define as rolling out the policy for 2 trials per task for all of the test tasks, is run every 10k training steps. Thus, there are a total of 80-90 evaluation sets that occur throughout training. Let seed i attain the success rate $r(i, j)$ on evaluation set j . Let $J =$ top 10 evaluation set indices for the quantity $\text{mean}_i r(i, j)$. Our reported success rate and standard

deviation in the tables are calculated as the following equations:

$$\begin{aligned} \text{Reported Success Rate} &= \text{mean}_{j \in J}(\text{mean}_i r(i, j)) \\ \text{Reported Standard Deviation} &= \text{mean}_{j \in J}(\text{stddev}_i r(i, j)) \end{aligned}$$

Scenario A: Since there are 102 test tasks, each success rate in Tables 1 and 3 is computed from:

$$\frac{2 \text{ trials}}{\text{test task}} \times \frac{102 \text{ test tasks}}{\text{evaluation set}} \times \frac{10 \text{ evaluation sets}}{\text{seed}} \times 3 \text{ seeds} = 6120 \text{ evaluation trials}$$

Scenario B: Applying the same calculation for the 54 tasks in Scenario B, each success rate in Table 2 is computed from 3240 evaluation trials.

For Table 3, the best final checkpoint of the three demo-only policy seeds from Table 1 was taken for finetuning.

D LEARNING CURVES FOR ALL EXPERIMENTS

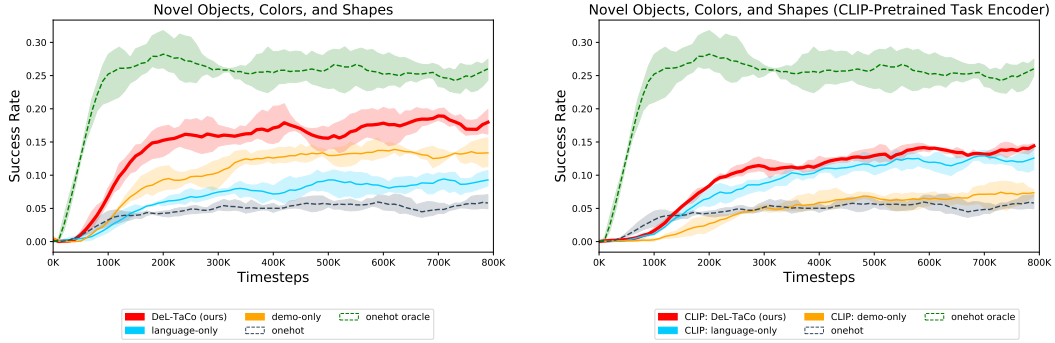


Figure 8: Table 1 learning curves, where all methods are evaluated novel objects, colors, and shapes. *Left:* f_{demo} is a trained-from-scratch CNN and f_{lang} is pretrained DistilBERT. *Right:* f_{demo} and f_{lang} are from pretrained CLIP. The same upper and lower one-hot bounds (dotted) are shown in both the left and right plots.

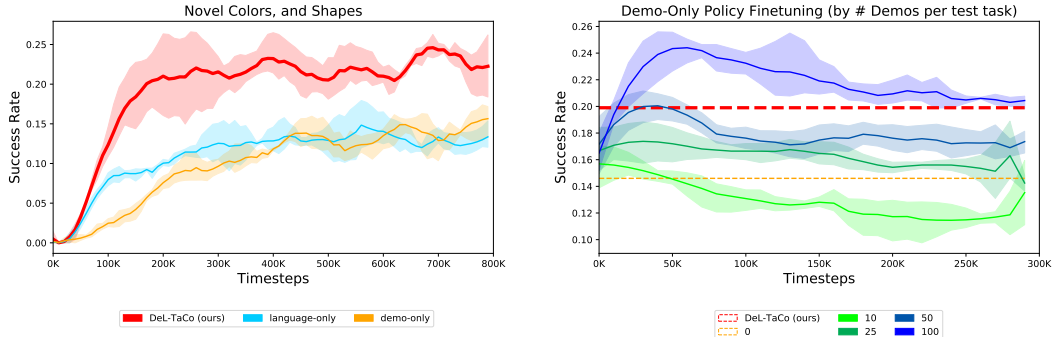


Figure 9: Table 2 and 3 learning curves. *Left:* Evaluation only on novel colors and shapes. *Right:* Evaluation on novel objects, colors, and shapes, using a trained-from-scratch CNN as f_{demo} and pretrained DistilBERT as f_{lang} . The performance of the demo-only policy and DeL-TaCo policy from Table 1 (also depicted in the left plot of Figure 8) are shown as lower and upper dotted lines, respectively. The solid lines indicate performance during 300k finetuning steps when given x demonstrations per test-task, where x is indicated in the legend.

E DEMONSTRATION FORMATTING FOR f_{demo}

We represent each demonstration as an $m \times n$ image array consisting of observations from the first timestep, the last timestep, and $mn - 2$ other randomly selected timesteps from the trajectory, arranged in raster-scan order. For our CLIP experiments, we use $(m, n) = (2, 2)$ because CLIP performs a center square crop on each input image, so we made the demonstration array square. When using our trained-from-scratch f_{demo} , we used $(m, n) = (1, 2)$ for computational efficiency. This sufficed for our tasks because pick-and-place was not a particularly long horizon task, so including more frames did not improve performance.