

Convergence rates of the Kaczmarz-Tanabe method for linear systems

Chuan-gang Kang^{a,*}

^a*School of Mathematical Sciences, Tiangong University, Tianjin 300387, Peoples R China*

Abstract

In this paper, we investigate the Kaczmarz-Tanabe method for exact and inexact linear systems. The Kaczmarz-Tanabe method is derived from the Kaczmarz method, but is more stable than that. We analyze the convergence and the convergence rate of the Kaczmarz-Tanabe method based on the singular value decomposition theory, and discover two important factors, i.e., the second maximum singular value of Q and the minimum non-zero singular value of A , that influence the convergence speed and the amplitude of fluctuation of the Kaczmarz-Tanabe method (even for the Kaczmarz method). Numerical tests verify the theoretical results of the Kaczmarz-Tanabe method.

Keywords: Kaczmarz-Tanabe method; Convergence rates; Singular value decomposition

Mathematics Subject Classification(2010) 65F10 65F08 65N22 65J20

1. Introduction

The Kaczmarz method is one of the most popular iterative methods for image reconstruction in computerized tomography. It was proposed by the Polish mathematician Stefan Kaczmarz in [1, 2]. For the linear system with equations

$$Ax = b, \quad (1)$$

where $A = (a_{ij}) \in \mathbb{R}^{m \times n}$ and $b \in \mathbb{R}^m$, and x is an unknown vector. We denote the true solution with x^* when (1) is consistent. However, the linear problem (1) may have no solution or multiple solutions, hence we are often asked to solve the minimum norm least-squares solution (i.e., Moore-Penrose generalized solution [3]) x^\dagger .

Let $A = (a_1, a_2, \dots, a_m)^T$ and $b = (b_1, \dots, b_m)^T$, then the classical form of Kaczmarz's algorithm [1, 4] is described as

$$x_k = x_{k-1} + \frac{b_i - \langle a_i, x_{k-1} \rangle}{\|a_i\|_2^2} a_i, k = 1, 2, \dots, \quad (2)$$

and the matrix-vector form is as follows,

$$x_k = \left(I - \frac{a_i a_i^T}{\|a_i\|_2^2} \right) x_{k-1} + \frac{b_i}{\|a_i\|_2^2} a_i, k = 1, 2, \dots, \quad (3)$$

*Chuan-gang Kang
Email address: ckangtj@tiangong.edu.cn (Chuan-gang Kang)

where $i = (k \bmod m) + 1$, $\langle x, y \rangle = x^T y$ and $\|x\|_2 = \sqrt{\langle x, x \rangle}$ denote the inner product and the square norm in \mathbb{R}^n , respectively. The iterative scheme of Kaczmarz's algorithm (2) (or (3)) sweeps through the equations of $Ax = b$ in a cyclic manner. In the first epoch, the processes of projecting the iterate x_{k-1} orthogonally onto the solution hyperplane $\langle a_k, x \rangle = b_k$ and getting the new iterate x_k are executed from $k = 1$ until $k = m$. When $k \geq m$, then take $x_0 = x_m$ and repeat the above process.

Kaczmarz's algorithm was unknown for more than 10 years after it was proposed [5, 6, 7]. Until 1970, it was rediscovered as an algebraic reconstruction technique (ART) in computed tomography in [8]. Thereafter, K. Tanabe considered the Kaczmarz method in [9] and investigated the convergence theory. He proved that the sequence of vectors generated by Kaczmarz's algorithm converges to the superposition of the Moore-Penrose solution and the orthogonal projection of the initial vector x_0 onto the null space $N(A)$.

T. Strohmer and R. Vershynin considered the randomized Kaczmarz method for the consistent and inconsistent linear systems and established the results of the exponential convergence rate in [10]. In 2014, D. Needell and J. A. Tropp considered block Kaczmarz's algorithm [11] that used a random manner to pick up the projective subspace $\{x | A_\tau x = b_\tau\}$ at each step, where $\tau \in T = \{\tau_1, \dots, \tau_r\}$ is a partition of the row indices of A .

Y. Jiao, B. Jin and X. Lu considered the preasymptotic convergence behavior of the randomized Kaczmarz method in [12] and illustrated its fast empirical convergence by analyzing the properties of the high- and low- frequency iterative errors.

K. Wei used the Kaczmarz method to solve systems of phaseless equation in [13], i.e., the generalized phase retrieval problem. He extended the Kaczmarz method for solving systems of linear equations by integrating a phase selection heuristic in each iteration. The preliminary convergence analysis has been presented for the randomized Kaczmarz methods.

C. Kang and H. Zhou considered the convergence of the Kaczmarz method [14] and presented the convergence rate of the method for solving the exact and inexact linear systems based on the convergence theory in [9].

For further description, the following symbols will be used in this paper. The null and range spaces of A will be denoted by $N(A)$ and $R(A)$, respectively. The rank of A will be denoted by $\text{rank}(A)$. \mathcal{S}^\perp will denote the orthogonal complement of a linear subspace \mathcal{S} . The Moore-Penrose generalized inverse [15] of A will be denoted by A^\dagger . The symbol I will denote identity matrix of whatever size appropriate to the context. The transposition of a matrix or vector X will be denoted by X^T . $\|A\|_2$ denotes the spectral norm of a matrix A and is defined by

$$\|A\|_2 = \sup_{x \in \mathbb{R}^n \setminus \{0\}} \frac{\|Ax\|_2}{\|x\|_2}.$$

Denote

$$A_{\mathcal{S}} = (Q_1 a_1, Q_2 a_2, \dots, Q_m a_m)^T, \quad M = \text{diag}(1/\|a_1\|_2^2, 1/\|a_2\|_2^2, \dots, 1/\|a_m\|_2^2), \quad (4)$$

where,

$$Q_j = P_m P_{m-1} \dots P_{j+1} \quad (j = 1, 2, \dots, m-1), \quad Q_m = I, \quad P_i = I - \frac{a_i a_i^T}{\|a_i\|_2^2} \quad (i = 1, 2, \dots, m). \quad (5)$$

Some of these mathematical symbols were introduced by Tanabe in [9], so we try to quote these symbols in order to maintain their consistency, but there are still some difference, such as $Q_i (i = 1, 2, \dots, m)$ defined in (5), and Q defined as follows

$$Q = P_m P_{m-1} \dots P_1. \quad (6)$$

K. Tanabe introduced the following results in [9] and they are also valid for matrix Q defined in (6).

Lemma 1.1. $Qx = x$ iff $x \in N(A)$.

Lemma 1.2. $\|Q\|_2 \leq 1$. If $\text{rank}(A) < n$ then $\|Q\|_2 = 1$.

Theorem 1.3. $\|\tilde{Q}\|_2 = \sup_{x \in R(A^T), \|x\|_2=1} \|Qx\|_2 < 1$, where $\tilde{Q} = QP_{R(A^T)}$ and $P_{R(A^T)}$ denotes the orthogonal projection onto the range space $R(A^T)$.

Proposition 1.4. $I - A_S^T M A = Q$.

Proof. According to the definition of symbols (4) and (5), we have

$$\begin{aligned} Q &= P_m \dots P_1 = Q_1 - Q_1 \frac{a_1 a_1^T}{\|a_1\|_2^2} = \dots = Q_m - Q_m \frac{a_m a_m^T}{\|a_m\|_2^2} - \dots - Q_1 \frac{a_1 a_1^T}{\|a_1\|_2^2} \\ &= I - (Q_1 a_1, Q_2 a_2, \dots, Q_m a_m) \text{diag}(1/\|a_1\|_2^2, 1/\|a_2\|_2^2, \dots, 1/\|a_m\|_2^2) (a_1, a_2, \dots, a_m)^T \\ &= I - A_S^T M A. \end{aligned}$$

Proposition 1.4 was first introduced by K. Tanabe in 1971, and we redescribe the result because the definition of Q_i here is somewhat different. The following theorem is derived from Theorem 8.1 in [9].

Theorem 1.5. $(I - \tilde{Q})^{-1} A_S^T M = A^\dagger$, where \tilde{Q} is defined in Theorem 1.3.

C. Kang and H. Zhou introduced the set-property (Lemma 1.6) and the convergence rate (Theorem 1.7) for the sequence of vectors $\{x_k\}$ generated by Kaczmarz's iteration (2) in [14].

Lemma 1.6. For any $x_0 \in R^n$, let $D_r = P_{N(A)} x_0 + N(A)^\perp$, then for the sequence of vectors $\{x_k\}$ generated by Kaczmarz's iteration (2) (or (3)), there hold $x_k \in D_r, k = 1, 2, \dots$

Theorem 1.7. Assume that (1) is consistent and the sequence of vectors $\{x_k\}_{k=1}^m$ is generated by Kaczmarz's iteration (2). Then for any initial vector $x_0 \in R^n$, there holds

$$\|x_{k+1} - P_{N(A)} x_0 - x^\dagger\|_2^2 \leq \left(1 - \frac{1}{\|a_{k+1}\|_2^2 \|(a_{k+1}^T P_{k+1})^\dagger\|_2^2}\right) \|x_k - P_{N(A)} x_0 - x^\dagger\|_2^2,$$

where $\|(a_{k+1}^T P_{k+1})^\dagger\|_2 \geq \|A^\dagger\|_2$.

Theorem 1.7 was obtained based on Kaczmarz's iteration (2), and the coefficient factors on the right-hand side of the inequality are not easy to quantify. The iteration number of the Kaczmarz method is usually a integer multiple of the number of equations in order to make each equation work in the iterative algorithm. This feature allows us to extract a subsequence $\{y_k\} = \{x_{km}\}$ from the sequence of vectors $\{x_k\}$ and make it as a new iterative sequence.

Compared with the original sequence, the new iteration can be generated by the multiplication of matrix and vector and was named the Kaczmarz-Tanabe iteration in [5]. The iterative scheme is described as follows,

$$y_{k+1} = (I - A_S^T M A) y_k + A_S^T M b, \quad k = 0, 1, 2, \dots \quad (7)$$

In this paper, we consider the new iterative formula (7) of the Kaczmarz method to improve these convergence rate results in [14]. The whole linear system are used in each iteration, therefore we can use the characteristic information about A such as the condition number and the singular values, which can effectively avoid the difficulty to quantity the characteristic information of a standalone equation.

Our work is organized as follows. In Section 2, we present the explicit form of the Kaczmarz-Tanabe method and consider its convergence and convergence rate for the exact linear system. In Section 3, we consider the convergence rate of the Kaczmarz-Tanabe method for the linear system with perturbed right-hand side. In Section 4, we present an sub-optimal algorithm, which can save much computational cost in forming A_S and Q . In Section 5, we present some numerical tests to verify these theoretical results about convergence and convergence rate. Section 6 is the conclusion of this paper.

2. The convergence rate of the Kaczmarz-Tanabe method for an exact linear system

From Proposition 1.4, the iterative formula (7) can also be described as

$$y_{k+1} = Q y_k + A_S^T M b, \quad k = 0, 1, 2, \dots \quad (8)$$

Obviously, there hold the following equalities,

$$(I - A_S^T M A) P_{N(A)} y_0^\delta = P_{N(A)} y_0^\delta, \quad (I - A_S^T M A) x^\dagger = x^\dagger - A_S^T M b. \quad (9)$$

Let $e_k = y_k - P_{N(A)} y_0 - x^\dagger$ and $r_{k+1} = b - A y_{k+1}$, then for any $k \geq 0$ there hold

$$e_{k+1} = (I - A_S^T M A) e_k \quad (10)$$

and

$$r_{k+1} = (I - A A_S^T M) r_k. \quad (11)$$

Lemma 2.1. if $x \in N(A)$, then $Q_i x = x$ and $Q_i^T x = x$, $i = 1, 2, \dots, m$.

Proof. From the condition $x \in N(A)$, we have $a_i^T x = 0, i = 1, 2, \dots, m$. Therefore,

$$Q_i x = Q_{i+1} x - Q_{i+1} \frac{a_{i+1} a_{i+1}^T}{\|a_{i+1}\|_2^2} x = Q_{i+1} x = \dots = Q_m x = x.$$

From $Q_i^T = P_{i+1} P_{i+2} \dots P_m$ and $P_i x = x$, we also have the following equality.

$$Q_i^T x = P_{i+1} P_{i+2} \dots P_m x = x.$$

Corollary 2.2. If $x \in N(A)$, then $A_S x = 0$ and $Q^T x = x$.

Lemma 2.3. Assume that the sequence of vectors $\{y_k\}$ is generated by (8), then $y_k \in D_r, k = 1, 2, \dots$

Proof. For any vector $\tilde{x} \in N(A)$, there holds from Corollary 2.2 that

$$\begin{aligned} \langle y_{k+1} - P_{N(A)} y_0, \tilde{x} \rangle &= \langle Q y_k + A_S^T M b - P_{N(A)} y_0, \tilde{x} \rangle = \langle Q y_k, \tilde{x} \rangle + \langle A_S^T M b, \tilde{x} \rangle - \langle P_{N(A)} y_0, \tilde{x} \rangle \\ &= \langle y_k, Q^T \tilde{x} \rangle + \langle M b, A_S \tilde{x} \rangle - \langle P_{N(A)} y_0, \tilde{x} \rangle = \langle y_k - P_{N(A)} y_0, \tilde{x} \rangle. \end{aligned}$$

From the above recursive formula, it is obvious that

$$\langle y_{k+1} - P_{N(A)} y_0, \tilde{x} \rangle = \langle y_0 - P_{N(A)} y_0, \tilde{x} \rangle = 0,$$

which proves $y_{k+1} - P_{N(A)} y_0 \in N(A)^\perp$, that is, $y_{k+1} \in D_r$ for any k . □

Corollary 2.4. Under the condition of Lemma 2.3, there hold $e_k \in N(A)^\perp, k = 1, 2, \dots$

Lemma 2.5. Let $W \in \mathbf{C}^{n \times n}$, and W^H be its conjugate transpose matrix, then for any $x \in \mathbf{C}^n$ there hold

$$\left\langle \frac{W + W^H}{2} x, x \right\rangle = \mathbf{Real} \langle W x, x \rangle \quad \text{and} \quad \left\langle \frac{W - W^H}{2} x, x \right\rangle = \mathbf{Im} \langle W x, x \rangle,$$

where $\frac{W + W^H}{2}$ and $\frac{W - W^H}{2}$ are the symmetric and anti-symmetric parts of W , respectively.

Corollary 2.6. Assume $W \in \mathbf{R}^{n \times n}$ is an anti-symmetric matrix, then there holds for any $x \in \mathbf{R}^n$ that

$$\langle W x, x \rangle = 0.$$

Lemma 2.7. For the matrices A_S, M and Q defined in (4) and (6), there holds

$$(A_S^T M A)^T (2I - A_S^T M A) = (I - Q^T Q) + 2 \cdot \frac{Q - Q^T}{2},$$

where $(Q - Q^T)/2$ is the anti-symmetric part of the iterative matrix Q .

Proof. From Proposition 1.4, obviously there holds

$$(A_S^T M A)^T (2I - A_S^T M A) = (I - Q)^T (I + Q) = (I - Q^T Q) + 2 \cdot \frac{Q - Q^T}{2}.$$

□

The following theorem gives the relationship among the null space of $A, I - Q^T Q$ and $(I - Q^T Q)^{\frac{1}{2}}$.

Theorem 2.8. $N(A) = N(I - Q^T Q) = N((I - Q^T Q)^{\frac{1}{2}})$.

Proof. If $\tilde{x} \in N(A)$, then from Corollary 2.2 there holds $\tilde{x} \in N(I - Q^T Q)$. Conversely, when $\tilde{x} \in N(I - Q^T Q)$, if $\tilde{x} \notin N(A)$, then from the proof of Lemma 2 in [9] we have $\|Q\|_2 < 1$, consequently $\|Q^T Q \tilde{x}\|_2 \leq \|Q\|_2^2 \|\tilde{x}\|_2 < \|\tilde{x}\|_2$, which is contrary to the condition of $\tilde{x} \in N(I - Q^T Q)$. This proves $N(I - Q^T Q) \subset N(A)$. The latter equality is obvious from $N((I - Q^T Q)^{1/2}) \subset N(I - Q^T Q)$ and $\dim N((I - Q^T Q)^{1/2}) = \dim N(I - Q^T Q)$. \square

The following theorem gives the monotone result of the residues for the Kaczmarz-Tanabe method.

Theorem 2.9. Let $\{r_k, k \geq 0\}$ be the sequence of vectors generated by (11) and $\mathcal{L} = I - AA_S^T M$, then there holds

$$\|r_{k+1}\|_2^2 = \|r_k\|_2^2 - \langle (I - \mathcal{L}^T \mathcal{L}) r_k, r_k \rangle.$$

Moreover, if $\|\mathcal{L}\|_2 \leq 1$ then there also holds

$$\|r_{k+1}\|_2^2 \leq \|r_k\|_2^2.$$

Proof. From (11), we have

$$\|r_{k+1}\|_2^2 = \|r_k\|_2^2 - \langle MA_S A^T (2I - AA_S^T M) r_k, r_k \rangle,$$

consequently,

$$\begin{aligned} \|r_{k+1}\|_2^2 &= \|r_k\|_2^2 - \langle (I - \mathcal{L})^T (I + \mathcal{L}) r_k, r_k \rangle \\ &= \|r_k\|_2^2 - \langle (I - \mathcal{L}^T \mathcal{L}) r_k, r_k \rangle - 2 \langle \frac{\mathcal{L} - \mathcal{L}^T}{2} r_k, r_k \rangle. \end{aligned}$$

From Corollary 2.6, then it follows

$$\|r_{k+1}\|_2^2 = \|r_k\|_2^2 - \langle (I - \mathcal{L}^T \mathcal{L}) r_k, r_k \rangle.$$

Especially, $I - \mathcal{L}^T \mathcal{L}$ is positive semi-definite when $\|\mathcal{L}\|_2 \leq 1$, thus $\|r_{k+1}\|_2^2 \leq \|r_k\|_2^2$. \square

Theorem 2.10. For any matrix A with nonzero rows and any m dimensional column vector b , let $\{y_k, k \geq 0\}$ be the sequence of vectors generated by (7), then there hold

$$\|e_{k+1}\|_2^2 \leq \mathcal{K} \|e_k\|_2^2 \tag{12}$$

and

$$\|e_{k+1}\|_2^2 \leq \mathcal{K}^{k+1} \|e_0\|_2^2, \tag{13}$$

where $\mathcal{K} = 1 - \min_{i=1, \dots, p} \{1 - \sigma_i^2, 1\}$ and σ_i is the singular value of Q .

Proof. From (10), we have

$$\|e_{k+1}\|_2^2 = \langle (I - A_S^T M A) e_k, (I - A_S^T M A) e_k \rangle = \|e_k\|_2^2 - \langle (A_S^T M A)^T (2I - A_S^T M A) e_k, e_k \rangle.$$

From Lemma 2.7, consequently,

$$\|e_{k+1}\|_2^2 = \|e_k\|_2^2 - \langle (I - Q^T)(I + Q)e_k, e_k \rangle = \|e_k\|_2^2 - \langle (I - Q^T Q)e_k, e_k \rangle - 2\langle \frac{Q - Q^T}{2} e_k, e_k \rangle. \quad (14)$$

From Lemma 2.6 and (14), it follows that

$$\|e_{k+1}\|_2^2 = \|e_k\|_2^2 - \langle (I - Q^T Q)e_k, e_k \rangle. \quad (15)$$

We assume the singular value decomposition [15] of Q as follows,

$$Q = U \Sigma V^T, \quad U = (U_1, U_2), \quad V = (V_1, V_2),$$

where U and V are orthogonal matrices of order m and n , respectively. U_1 and U_2 are $m \times p$ and $m \times (n - p)$ matrices, V_1 and V_2 are $n \times p$ and $n \times (n - p)$ matrices, respectively, and

$$\Sigma = \text{diag}(\sigma_1, \sigma_2, \dots, \sigma_p, 0, \dots, 0) \in R^{m \times n},$$

where $\sigma_1 \geq \sigma_2 \geq \dots \geq \sigma_p > 0$ and $\text{rank}(Q) = p$. From Lemma 1.2 and $\sqrt{\lambda_{\max}(Q^T Q)} = \|Q\|_2 \leq 1$, therefore $I - Q^T Q$ is positive semi-definite, and it follows

$$\|e_{k+1}\|_2^2 = \|e_k\|_2^2 - \langle (I - Q^T Q)e_k, e_k \rangle = \|e_k\|_2^2 - \|(I - Q^T Q)^{1/2} e_k\|_2^2. \quad (16)$$

Notice that

$$Q^T Q = V(\Sigma^T \Sigma)V^T = V \begin{bmatrix} \bar{\Sigma} & 0 \\ 0 & 0 \end{bmatrix} V^T, \quad I - Q^T Q = V(I - \Sigma^T \Sigma)V^T = V \begin{bmatrix} I - \bar{\Sigma}^2 & 0 \\ 0 & I \end{bmatrix} V^T,$$

where $\bar{\Sigma} = \text{diag}(\sigma_1, \sigma_2, \dots, \sigma_p)$, and the diagonal elements of $\bar{\Sigma}$ fall into the interval $(0, 1]$, which means $I - \bar{\Sigma}^2$ is positive semi-definite, therefore,

$$(I - Q^T Q)^{1/2} = V \begin{bmatrix} (I - \bar{\Sigma}^2)^{\frac{1}{2}} & 0 \\ 0 & I \end{bmatrix} V^T.$$

Consequently,

$$((I - Q^T Q)^{1/2})^\dagger = V \begin{bmatrix} ((I - \bar{\Sigma}^2)^{\frac{1}{2}})^\dagger & 0 \\ 0 & I \end{bmatrix} V^T,$$

and

$$((I - \bar{\Sigma}^2)^{\frac{1}{2}})^\dagger = \text{diag}(\lambda_1, \lambda_2, \dots, \lambda_p),$$

where

$$\lambda_i = \begin{cases} (1 - \sigma_i^2)^{-\frac{1}{2}}, & \text{if } |\sigma_i| < 1, \\ 0, & \text{if } |\sigma_i| = 1. \end{cases}$$

So

$$\|(I - Q^T Q)^{1/2}\|_2 = \max_{i=1,2,\dots,p} \{(1 - \sigma_i^2)^{-\frac{1}{2}}, 1\}. \quad (17)$$

From Corollary 2.4 and Theorem 2.8, there holds $e_k \in N((I - Q^T Q)^{1/2})^\perp$. And from (17), it follows that

$$\|(I - Q^T Q)^{1/2} e_k\|_2 \geq \frac{1}{\|(I - Q^T Q)^{1/2}\|_2} \|e_k\|_2 = \min_{i=1,2,\dots,p} \{(1 - \sigma_i^2)^{\frac{1}{2}}, 1\} \|e_k\|_2. \quad (18)$$

Then there holds from (16) and (18) that

$$\|e_{k+1}\|_2^2 \leq \left(1 - \min_{i=1,2,\dots,p} \{(1 - \sigma_i^2), 1\}\right) \|e_k\|_2^2,$$

and

$$\|e_{k+1}\|_2^2 \leq \left(1 - \min_{i=1,2,\dots,p} \{(1 - \sigma_i^2), 1\}\right)^{k+1} \|e_0\|_2^2.$$

From the definition of symbol \mathcal{K} , (12) and (13) are proved. \square

Theorem 2.10 presents the results of convergence rate for the Kaczmarz-Tanabe method. Furthermore, we also have the following result from Lemmas 1.1, 1.2 and Corollary 2.4.

Corollary 2.11. Under the conditions of Theorem 2.10, there also hold

$$\|e_{k+1}\|_2^2 \leq \bar{\mathcal{K}} \|e_k\|_2^2 \quad \text{and} \quad \|e_{k+1}\|_2^2 \leq \bar{\mathcal{K}}^{k+1} \|e_0\|_2^2$$

where $\bar{\mathcal{K}} = 1 - \min_{i=1,\dots,p} \{1 - \sigma_i^2, 1\} \in [0, 1)$, and σ_i is the singular value that less than 1 of Q .

From Corollary 2.11, we can obtain the convergence of the Kaczmarz-Tanabe method. Meanwhile, Corollary 2.11 is also equivalent to Corollary 9 in [9]. Moreover, the convergence speed of the Kaczmarz-Tanabe method is closely related to the second maximum singular value of Q .

3. The convergence rate of the Kaczmarz-Tanabe method for an inexact linear system

If there is perturbation on the right-hand side of (1), i.e.,

$$Ax = b^\delta, \quad (19)$$

where $b^\delta = b + \delta b$, then Kaczmarz-Tanabe's iteration (7) (or (8)) can be described as

$$y_{k+1}^\delta = (I - A_S^T M A) y_k^\delta + A_S^T M b^\delta = Q y_k^\delta + A_S^T M b^\delta, \quad k = 0, 1, 2, \dots \quad (20)$$

Moreover it follows from (9) and (20) that

$$y_{k+1}^\delta - P_{N(A)} y_0^\delta - x^\dagger = (I - A_S^T M A) (y_k^\delta - P_{N(A)} y_0^\delta - x^\dagger) + A_S^T M (b^\delta - b).$$

Let $e_k^\delta = y_k^\delta - P_{N(A)} y_0^\delta - x^\dagger$ and $r_k^\delta = b^\delta - A y_k^\delta$, consequently there also hold

$$e_{k+1}^\delta = (I - A_S^T M A) e_k^\delta + A_S^T M (b^\delta - b) = Q e_k^\delta + A_S^T M (b^\delta - b) \quad (21)$$

and

$$r_{k+1}^\delta = (I - AA_S^T M)r_k^\delta. \quad (22)$$

Theorem 3.1 gives the monotonicity of the residues for the Kaczmarz-Tanabe method to solve (19).

Theorem 3.1. Let $\{r_k^\delta, k \geq 0\}$ be the sequence of vectors generated by (22) and $\mathcal{L} = I - AA_S^T M$, then there holds

$$\|r_{k+1}^\delta\|_2^2 = \|r_k^\delta\|_2^2 - \langle (I - \mathcal{L}^T \mathcal{L})r_k^\delta, r_k^\delta \rangle.$$

Moreover, if $\|\mathcal{L}\|_2 \leq 1$ there also holds

$$\|r_{k+1}^\delta\|_2^2 \leq \|r_k^\delta\|_2^2.$$

Remark 3.2. The results can be derived from the procedure of the proof to Theorem 2.9.

The following theorem gives the results of the convergence rate for the Kaczmarz-Tanabe method to solve the inexact linear system (19).

Theorem 3.3. For any matrix A with nonzero rows and any m -dimensional column vector b^δ , let $\{y_k^\delta, k \geq 0\}$ be the sequence of vectors generated by (20), then there hold

$$\|e_{k+1}^\delta\|_2 \leq \mathcal{K}^{1/2} \|e_k^\delta\|_2 + 2\|A^\dagger\|_2 \|b^\delta - b\|_2 \quad (23)$$

and

$$\|e_{k+1}^\delta\|_2 \leq \mathcal{K}^{(k+1)/2} \|e_0^\delta\|_2 + 4(1 - \mathcal{K}^{(k+1)/2}) \max_{i=1, \dots, p} \{(1 - \sigma_i^2)^{-1}, 1\} \|A^\dagger\|_2 \|b^\delta - b\|_2, \quad (24)$$

where \mathcal{K} and σ_i are defined in Theorem 2.10.

Proof. From (21), we have

$$\begin{aligned} \|e_{k+1}^\delta\|_2^2 &= \langle (I - A_S^T M A)e_k^\delta + A_S^T M(b^\delta - b), (I - A_S^T M A)e_k^\delta + A_S^T M(b^\delta - b) \rangle \\ &= \|(I - A_S^T M A)e_k^\delta\|_2^2 + 2\langle A_S^T M(b^\delta - b), (I - A_S^T M A)e_k^\delta \rangle + \langle A_S^T M(b^\delta - b), A_S^T M(b^\delta - b) \rangle \\ &\leq (\|(I - A_S^T M A)e_k^\delta\|_2 + \|A_S^T M(b^\delta - b)\|_2)^2. \end{aligned}$$

Therefore,

$$\|e_{k+1}^\delta\|_2 \leq \|(I - A_S^T M A)e_k^\delta\|_2 + \|A_S^T M(b^\delta - b)\|_2. \quad (25)$$

From (15) and Lemma 1.2, then it follows from (25) that

$$\|e_{k+1}^\delta\|_2 \leq \left(1 - \frac{1}{\|(I - Q^T Q)^{\dagger 1/2}\|_2^2}\right)^{1/2} \|e_k^\delta\|_2 + \|A_S^T M(b^\delta - b)\|_2. \quad (26)$$

Then from Theorems 1.5 and 1.3, we have $A_S^T M = (I - \tilde{Q})A^\dagger$ and $\|\tilde{Q}\|_2 \leq 1$, consequently,

$$\|A_S^T M\|_2 = \|(I - \tilde{Q})A^\dagger\|_2 \leq \|(I - \tilde{Q})\|_2 \|A^\dagger\|_2 \leq (1 + \|\tilde{Q}\|_2) \|A^\dagger\|_2 \leq 2\|A^\dagger\|_2. \quad (27)$$

Hence from (17), (26) and (27), there holds

$$\|e_{k+1}^\delta\|_2 \leq \left(1 - \min_{i=1,2,\dots,p} \{1 - \sigma_i^2, 1\}\right)^{1/2} \|e_k^\delta\|_2 + 2\|A^\dagger\|_2 \|b^\delta - b\|_2,$$

which proves (23). Then from the recursion of (23) there holds

$$\begin{aligned} \|e_{k+1}^\delta\|_2 &\leq \mathcal{K}^{(k+1)/2} \|e_0^\delta\|_2 + 2(1 - \mathcal{K}^{(k+1)/2})(2 - \mathcal{K}) \cdot \max_{i=1,\dots,p} \{(1 - \sigma_i^2)^{-1}, 1\} \|A^\dagger\|_2 \|b^\delta - b\|_2 \\ &\leq \mathcal{K}^{(k+1)/2} \|e_0^\delta\|_2 + 4(1 - \mathcal{K}^{(k+1)/2}) \cdot \max_{i=1,\dots,p} \{(1 - \sigma_i^2)^{-1}, 1\} \|A^\dagger\|_2 \|b^\delta - b\|_2. \end{aligned}$$

Thus (24) is proved. \square

Theorem 3.3 presents the convergence rates of the Kaczmarz-Tanabe method for a perturbed linear system. From (24), the error of each iteration consists of two parts, i.e., the iterative error and the perturbed error. The iterative error is decreasing and the perturbed error is increasing about iteration number k , they are determined by the factor $\left(1 - \min_{i=1,\dots,p} \{1 - \sigma_i^2, 1\}\right)^{(k+1)/2}$. However, the amplitude of the fluctuation is nevertheless related with the quantity $\max_{i=1,\dots,p} \{(1 - \sigma_i^2)^{-1}, 1\} \|A^\dagger\|_2$. Moreover, the iterative error dominates the iterations to converge at the previous stage, and the perturbed error dominates the iterations to diverge at the latter stage. The more general conclusion is that the faster the iterations converge at the former stage and the faster the iterations diverge at the latter stage.

4. The algorithm of the Kaczmarz-Tanabe method

In this section, we present the algorithm of the Kaczmarz-Tanabe method in Algorithm 4.1 which can avoid a lot of repeated calculation. Algorithm 4.1 is close to optimal without considering parallelism. The calculation cost of the Kaczmarz-Tanabe method mainly comes from the generation of A_S and Q (that is in the Process I of Algorithm 4.1), and the cost of Process II is very small. Especially, once A_S and Q are generated, then they can be used repeatedly for more scenes. However, the Kaczmarz method doesn't have this advantage.

5. Numerical tests

5.1. Model Problem 1

$$\begin{pmatrix} 1.0 & 3.0 & 2.0 & -1.0 \\ 1.0 & 2.0 & -1.0 & -2.0 \\ 1.0 & -1.0 & 2.0 & 3.0 \\ 2.0 & 1.0 & 1.0 & 1.0 \\ 5.0 & 5.0 & 4.0 & 1.0 \\ 4.0 & -1.0 & 5.0 & 7.0 \end{pmatrix} x = \begin{pmatrix} 5.0 \\ 0.0 \\ 5.0 \\ 5.0 \\ 15.0 \\ 15.0 \end{pmatrix} \quad (28)$$

Algorithm 4.1 The Kaczmarz-Tanabe method solver

Step 1. Given A, b^δ , an initial guess y_0^δ and the maximum iteration number K_{\max} ;

Step 2. generate the diagonal matrix M ;

Step 3. $[m, n] = \text{size}(A)$;

Process I. Compute A_S and Q

Step 4. $i = 1; Q = I_n$;

Step 5. $A_S(:, i) = Q * A(i, :)^T$;

Step 6. $Q = Q - Q * A(i, :)^T * A(i, :)/\|A(i, :)\|_2^2$;

Step 7. $i = i + 1$, if $i \leq m$, go to Step 5; otherwise, go to step 8.

process II. Perform Kaczmarz-Tanabe's iteration

Step 8. $k = 0, Vc = A_S * M * b^\delta$;

Step 9. $y_{k+1}^\delta = Q * y_k^\delta + Vc$;

Step 10. $k = k + 1$, if $k \leq K_{\max}$, go to Step 9; otherwise, output the numerical solution y_k^δ .

Model Problem 1^[9] is a consistent over-determined linear system, the true solution is $x = (1, 1, 1, 1)^T$.

For the perturbed case, we take the right-hand side

$$b_i^\delta = b_i + \delta \max_i(|b_i|), \quad i = 1, \dots, 5 \quad (29)$$

in (19) with $\delta = 0.1$ and 0.3 , respectively. The absolute and relative errors of the right-hand side for Model Problem 1 are listed in Table 1.

Table 1: The absolute and relative errors of the right-hand side for Model Problem 1

Menu	$\delta = 0.1$	$\delta = 0.3$
$\ b^\delta - b\ _2$	3.6742	11.0227
$\ b^\delta - b\ _2/\ b\ _2$	0.1604	0.4811

Numerical results are presented in Figures 1 and 2. It is easy to see, from Figures 1(a) and 2(a), that the iterative error and residual curves are decreasing monotonically for the exact case. However, all of these curves fluctuate under disturbance, that is, they are not monotonically decreasing.

5.2. Model Problem 2

Considering the following differential equation [16, 17],

$$-(e^{-xy}u_x)_x - (e^{xy}u_y)_y + \beta(x+y)u_y + [\beta(x+y)u]_y + \frac{1}{1+x+y}u = g, \quad (x, y) \in [0, 1] \times [0, 1], \quad (30)$$

$$u = xe^{xy} \sin(\pi x) \sin(\pi y), \beta = 10000.0. \quad (31)$$

It is a classical example and often used to illustrate the parallel methods because its discrete form is a diagonal form linear system [17].

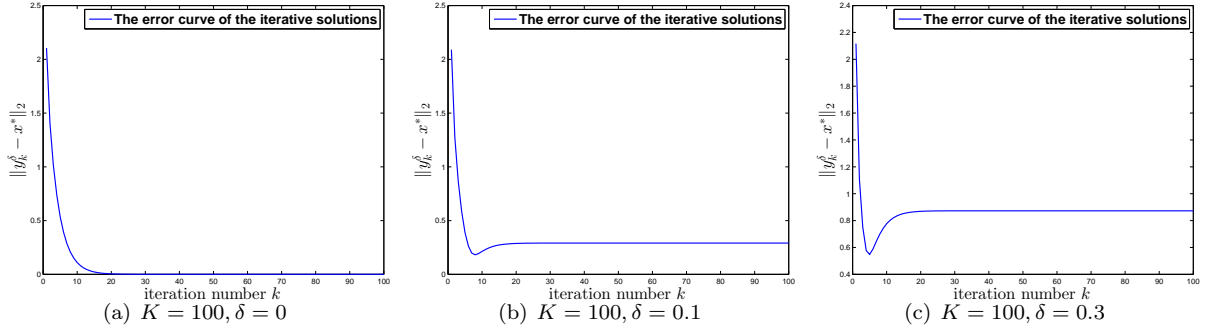


Figure 1: The iterative error curves of the Kaczmarz-Tanabe method for Model Problem 1

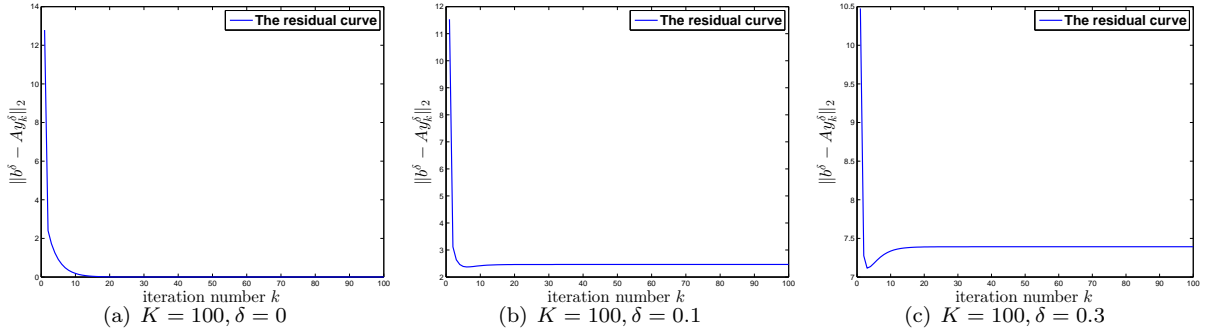


Figure 2: The residual curves of the Kaczmarz-Tanabe method for Model Problem 1

In this problem, the right-hand function $g(x, y)$ needs to be calculated from the true solution $u(x, y)$ in (31), and its analytic expression is

$$g(x, y) = e^{-xy}(yu_x - u_{xx}) - e^{xy}(u_{yy} + xu_y) + 2\beta(x + y)u_y + \left(\beta + \frac{1}{1 + x + y}\right)u.$$

The linear system can be derived from the discretization of the partial differential equation (30) by the difference method. For this problem, we take the dimension of the discretization $n = 32$. The perturbed right-hand side is defined as (29)

Numerical results are presented in Figures 3~5. In Figures 3(a) and 4(a), we see that the iterative error and residual curves are decreasing about the iteration number k . Meanwhile, in Figures 3(b)(c) and 4(b)(c), although the residual curves are monotonically decreasing, the iterative error curves have strong volatility. Figure 5 shows the comparison between the real image and the numerical image at noisy level $\delta = 0.1$ and 0.3 when the maximal iteration number $K = 200$. The absolute and relative errors of the right-hand side for Model Problem 2 are listed in Table 2.

Table 2: The absolute and relative errors of the right-hand side for Model Problem 2

Menu	$\delta = 0.1$	$\delta = 0.3$
$\ b^\delta - b\ _2$	3.6611e+05	1.0983e+06
$\ b^\delta - b\ _2 / \ b\ _2$	0.3778	1.1333

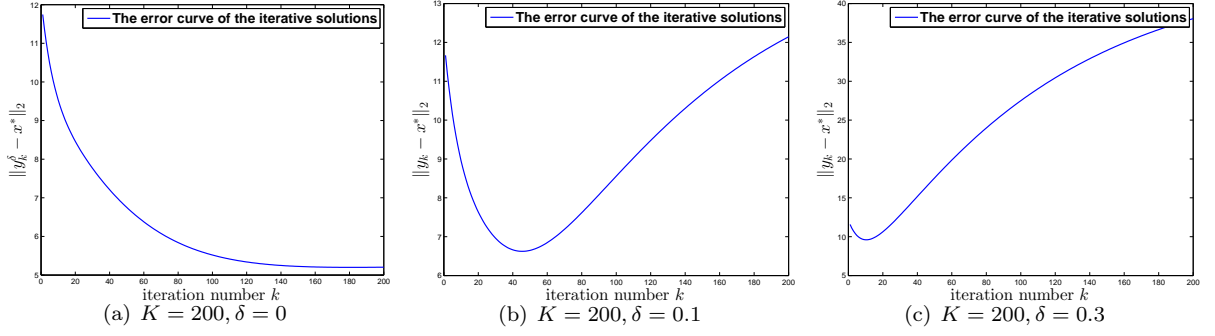


Figure 3: The iterative error curves of the Kaczmarz-Tanabe method for Model Problem 2

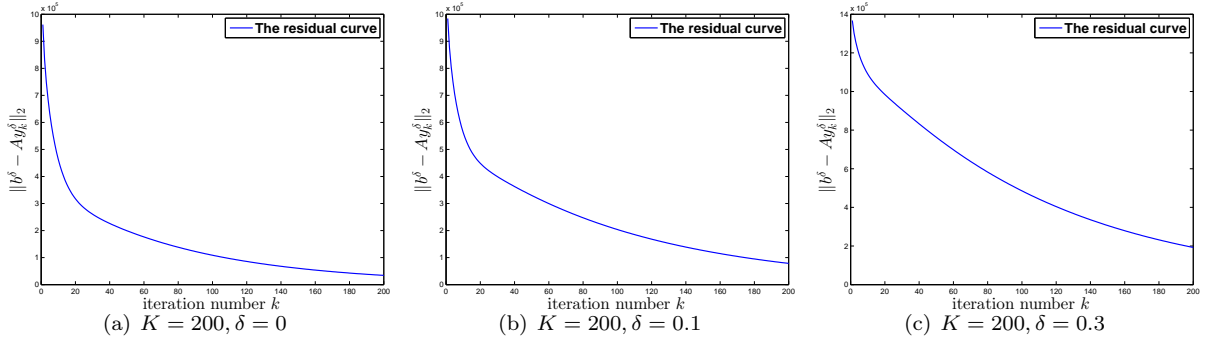


Figure 4: The residual curves of the Kaczmarz-Tanabe method for Model Problem 2

5.3. Model Problem 3. Head Phantom

In computed tomography, the distribution of some physical parameter (such as absorption intensities) at the cross-section of the object need to be reconstructed from the projection data such as medical diagnosis—the distribution of the absorption intensities of tissue slice need to be reconstructed from x-ray data. The computed tomography system attributes to a linear system $Ax = b$, where A is a projected system of computed tomography, b is scanning data, x is unknown intensity image of an object. In the general case, the system is overdetermined.

The linear system is generated from the subroutine 'parallel' in ARTool package^[18], and there are 36 projective angles at equal intervals in $[0, 2\pi]$ and 75 equi-spaced parallel rays per angle. The phantom is discretized into 50×50 pixels. and the dimension of A is 2700×2500 . We take the right-hand side

$$b_i^\delta = b_i + \delta \max_i |b_i|, \quad i = 1, \dots, m. \quad (32)$$

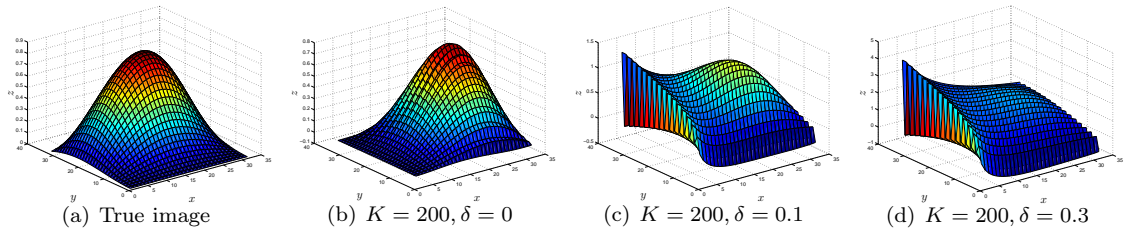


Figure 5: True image and reconstruction images of Model Problem 2

in (19) with $\delta = 0, 0.01, 0.02$ and 0.05 , respectively. The corresponding absolute and relative errors are listed in Table 3.

Table 3: The absolute and relative errors of the right-hand side b^δ in (32) for Model Problem 3

Menu	$\delta = 0$	$\delta = 0.01$	$\delta = 0.02$	$\delta = 0.05$
$\ b^\delta - b\ _2$	0	6.9109	13.8218	34.5544
$\ b^\delta - b\ _2 / \ b\ _2$	0	0.023	0.046	0.115

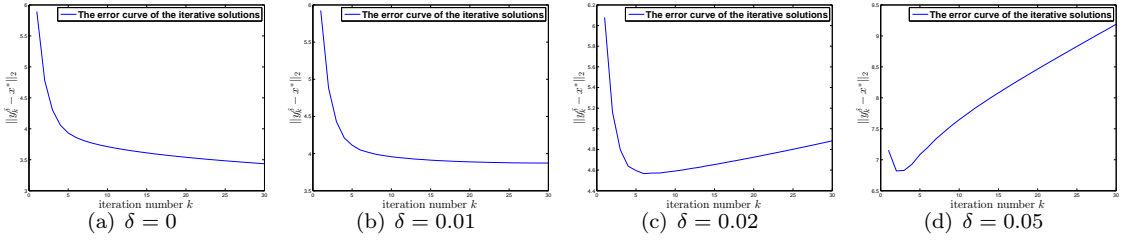


Figure 6: The error curves of the Kaczmarz-Tanabe method for Model Problem 3

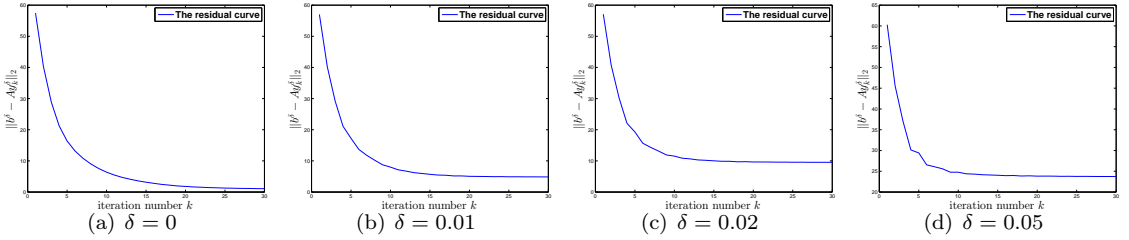


Figure 7: The residual curves of the Kaczmarz-Tanabe method for Model Problem 3




Figure 8: Numerical images of the Kaczmarz-Tanabe method for Model Problem 3

Figures 6 ~ 8 are iterative error curves, residual curves and numerical images of the Kaczmarz-Tanabe method, respectively. As a comparison, we also give the figures of the Kaczmarz method as shown in Figures 9 ~ 11. In fact, Figure 8 and Figure 11 are the same. The maximal iteration number of the Kaczmarz-Tanabe method is $K_{\max} = 30$, and the maximal iteration number of the Kaczmarz method is 81000 in order to match the periods of the Kaczmarz-Tanabe method.

Comparing Figures 9 ~ 10, we find that the iterative error and residual curves of the Kaczmarz method fluctuate violently, while the iterative error and residual curves of the Kaczmarz-Tanabe method

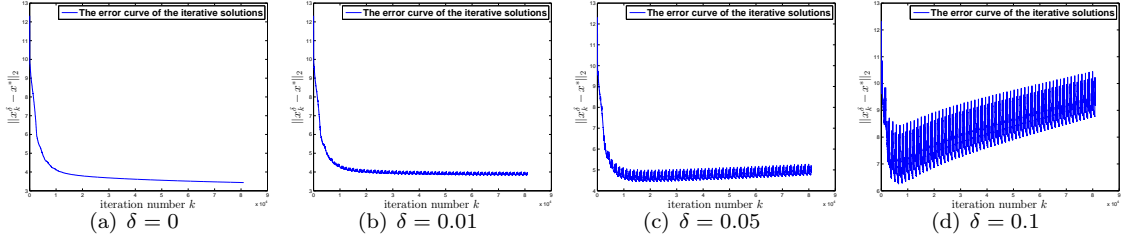


Figure 9: The error curves of the Kaczmarz method for Model Problem 3

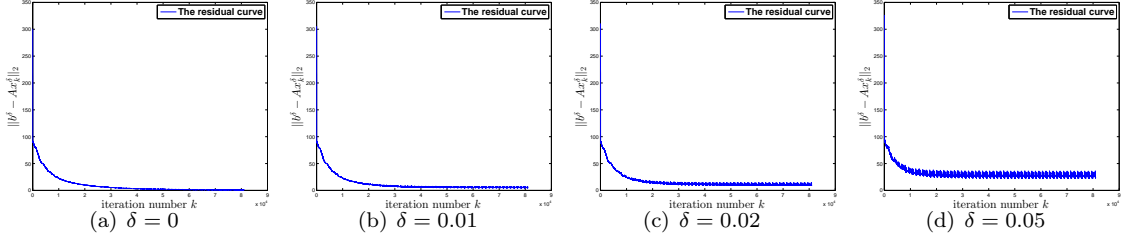


Figure 10: The residual curves of the Kaczmarz method for Model Problem 3




Figure 11: Numerical images of the Kaczmarz method for Model Problem 3

are relatively smooth. Consequently, for perturbed cases, the properties of the Kaczmarz-Tanabe method are better than those of the Kaczmarz method.

We next superimpose the Gaussian noise with mean value 0 and variance $0, 0.023\|b\|, 0.046\|b\|$ and $0.115\|b\|$ on b , numerical results are shown in Figures 12 ~ 17 and the corresponding numerical results are marked with $\eta = 0, 0.023, 0.046$ and 0.115 . Figures 12 ~ 14 are for the Kaczmarz-Tanabe method and Figures 15 ~ 17 are for the Kaczmarz method. The absolute and relative errors are same to $\delta = 0, 0.01, 0.02$ and 0.05 in Table 3, respectively.

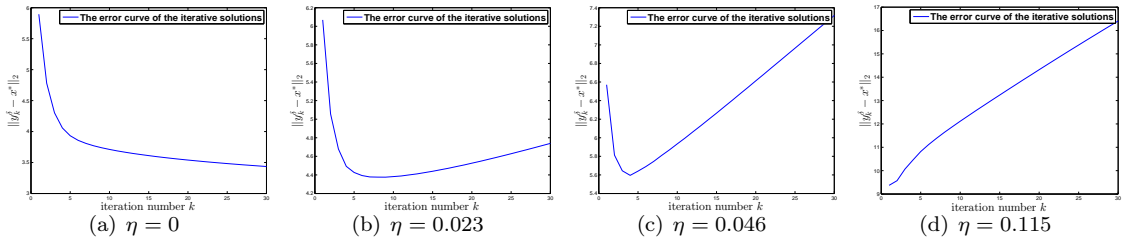


Figure 12: The error curves of the Kaczmarz-Tanabe method for Model Problem 3 with Gaussian noise

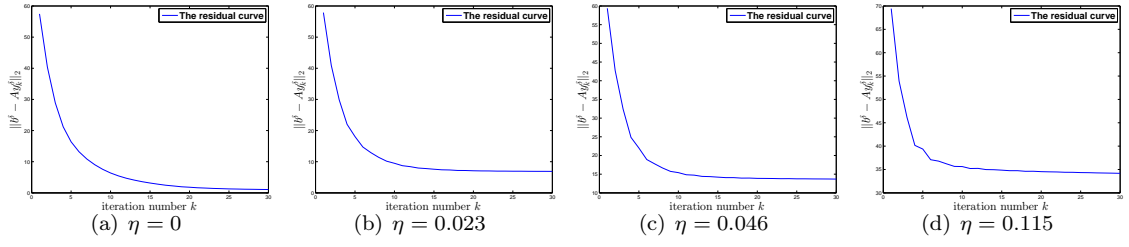


Figure 13: The residual curves of the Kaczmarz-Tanabe method for Model Problem 3 with Gaussian noise




Figure 14: Numerical images of the Kaczmarz-Tanabe method for Model Problem 3 with Gaussian noise

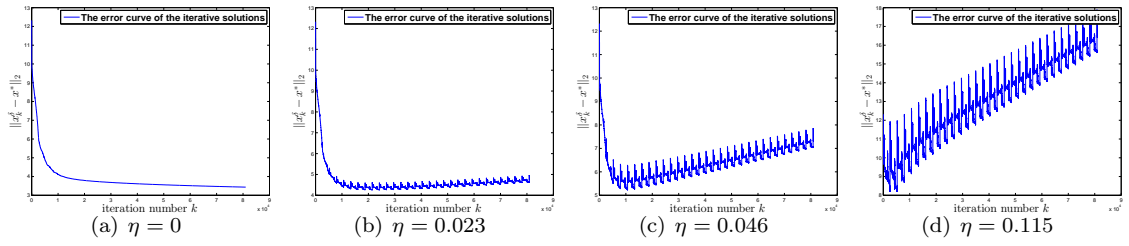


Figure 15: The error curves of the Kaczmarz method for Model Problem 3 with Gaussian noise

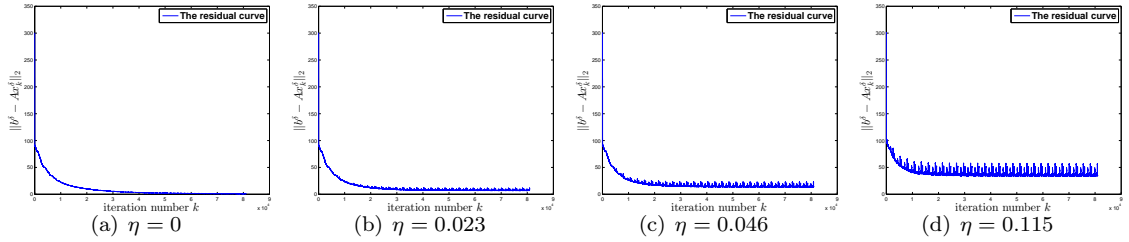


Figure 16: The residual curves of the Kaczmarz method for Model Problem 3 with Gaussian noise




Figure 17: Numerical images of the Kaczmarz method for Model Problem 3 with Gaussian noise

6. Conclusion

The Kaczmarz-Tanabe method is essentially the Kaczmarz subsequence method. We extract periodically the last iteration of each epoch for Kaczmarz's iteration and construct a new sequence of vectors, which can actually be generated by a matrix multiply a vector. These operations are beneficial to study the Kaczmarz method for linear system as a whole rather than as a standalone equation. Consequently, we can obtain more general results of the Kaczmarz method.

Numerical results in this paper show that the Kaczmarz-Tanabe method (even the Kaczmarz method) is very suitable for a exact linear system, which can also be verified by Theorem 2.10. When there exists perturbation in linear system, the amplitude of fluctuation of the iterative error is determined by the second maximum singular value of Q and the minimum non-zero singular value of A . We list the maximum and second maximum singular value of Q , and the minimum non-zero singular value of A for our numerical problems in Table 4.

Table 4: The information of the singular values

Menu	Model Problem 1	Model Problem 2	Model Problem 3
Maximum singular value of Q	1.0000	0.9913	0.9967
Second maximum singular value of Q	0.7773	0.9912	0.9959
Minimum non-zero singular value of A	1.6855	8978	0.5455

Tanabe has pointed out that $\|Q\| \leq 1$ in [9], which is in accordance with the maximum singular values in our numerical tests. But from Lemma 1.1, there also holds $\|Q\| < 1$ in $N(A)^\perp$, which is very important for the convergence rate of the Kaczmarz-Tanabe method and to establish the equivalence between the convergence and the convergence rate for the Kaczmarz-Tanabe method (or the Kaczmarz method). Fortunately, Lemma 2.3 and Corollary 2.4 help us to restrain $e_k \in N(A)^\perp$ and to guarantee the convergence derived from the result of convergence rate (see Theorem 2.10).

Funding information This work was partially supported by the Natural Science Foundation of Tianjin No. 18JCYBJC88000.

References

- [1] S. Kaczmarz, Angenäherte auflösung von systemen linearer gleichungen, Bulletin de Academie Polonaise des Sciences et Lettres A35 (1937) 355–357.
- [2] S. Kaczmarz, Approximate solution of systems of linear equation, International Journal of Control 57 (1993) 1269–1271. doi:10.1080/00207179308934446.
- [3] H. W. Engl, M. Hanke, A. Neubauer, Regularization of inverse problems, Kluwer Academic, 1996.

- [4] A. Aboud, E. Curl, S. N. Harding, M. Vaughan, E. S. Weber, The dual Kaczmarz algorithm, *Acta Applicandae Mathematicae* 165 (2020) 133–148. doi:10.1007/s10440-019-00244-6.
- [5] C. Popa, Convergence rates for Kaczmarz-type algorithms, *Numerical Algorithms* 79 (2018) 1–17.
- [6] A. Cegielski, Y. Censor, Projection methods: an annotated bibliography of books and reviews, *Optimization* 64 (2015) 2343–2358.
- [7] R. Sznajder, Kaczmarz algorithm revisited, *Czasopismo Techniczne. Nauki Podstawowe* 112 (2015) 247–254.
- [8] R. Gordon, R. Bender, G. T. Herman, Algebraic reconstruction techniques (ART) for three dimensional electron microscopy and X-ray photography, *J. Theor. Biol.* 29 (1970) 471–481.
- [9] K. Tanabe, Projection method for solving a singular system of linear equations and its applications, *Numerische Mathematik* 17 (1971) 203–214. doi:10.1007/BF01436376.
- [10] T. Strohmer, R. Vershynin, A randomized Kaczmarz algorithm with exponential convergence, *Journal of Fourier Analysis and Applications* 15 (2009) 262–278. doi:10.1007/s00041-008-9030-4.
- [11] D. Needell, J. A. Tropp, Paved with good intentions: Analysis of a randomized block Kaczmarz method, *Linear Algebra & Its Applications* 441 (2014) 199–221. doi:10.1016/j.laa.2012.12.022.
- [12] Y. Jiao, B. Jin, X. Lu, Preasymptotic convergence of randomized Kaczmarz method, *Inverse Problems* 33 (2017) 125012. doi:10.1088/1361-6420/aa8e82.
- [13] K. Wei, Solving systems of phaseless equations via Kaczmarz methods: a proof of concept study, *Inverse Problems* 31 (2015) 125008. doi:10.1088/0266-5611/31/12/125008.
- [14] C. G. Kang, H. Zhou, The extension of convergence rates of Kaczmarz type methods, *Journal of Computational and Applied Mathematics* 382 (2021) 113099. doi:10.1016/j.cam.2020.113099.
- [15] A. Ben-Israel, T. N. E. Greville, *Generalized inverses: Theory and applications*, Wiley-Interscience, New York, 2003.
- [16] H. C. Elman, *Iterative methods for large, sparse, nonsymmetric systems of linear equations*, Vol. 229, Yale University, 1982.
- [17] C. Kamath, A. Sameh, A projection method for solving nonsymmetric linear systems on multiprocessors, *Parallel Computing* 9 (1988/89) 291–312.
- [18] P. C. Hansen, J. S. Jorgensen, AIR Tools II: algebraic iterative reconstruction method, improved implementation, *Numerical Algorithms* 79 (2018) 107–137. doi:10.1007/s11075-017-0430-x.