

ON THE CRITICAL GROUP OF HINGE GRAPHS

AREN MARTINIAN AND ANDRÉS R. VINDAS-MELÉNDEZ

ABSTRACT. Let G be a finite, connected, simple graph. The critical group $K(G)$, or equivalently the sandpile group, is the torsion group constructed by taking the cokernel of the graph Laplacian $\text{cok}(L)$. We investigate a family of graphs with relatively simple non-cyclic critical group with an end goal of understanding whether multiple divisors, i.e., formal linear combinations of vertices of G , generate $K(G)$. These graphs, referred to as hinge graphs, can be intuitively understood by taking multiple base shapes and “gluing” them together by a single shared edge and two corresponding shared vertices. In the case where all base shapes are identical, we prove the explicit structure of the critical group. Additionally, we prove the order of three special divisors. Towards proving the structure of the critical group of hinge graphs when variance in the number of vertices of each base shape is allowed, we generalize many of the aforementioned results. The structure of the critical group in the generalized case can be translated to a number theory question, but its proof remains future work.

1. INTRODUCTION

In this paper we study a finite abelian group associated to a finite connected graph G , known as the *critical group* of G . The critical group goes by different names (e.g., the Jacobian group, sandpile group, component group) and is studied in various mathematical areas (e.g., algebraic geometry, statistical physics, combinatorics) [13]. We focus on the combinatorial definition of the critical group involving chip-firing operations and its connections to graph-theoretic trees. In fact, for a finite connected graph, the order of the critical group equals the number of spanning trees of the graph. For the interested reader, we recommend the survey paper by Glass and Kaplan [13] as an introduction to the study of critical groups and chip-firing, as well as the books by Klivans [16] or Cory and Perkinson or [11] for comprehensive considerations of chip-firing.

There are some results on the group structure of the critical group and the relationship with the structure of an associated graph, see for instance [1, 4, 6, 10]. Determining the critical group for certain families of graphs continues to be an active area of research. There has been work where the critical group has been partially determined for some families of graphs, see for instance [2, 8, 14, 18, 25–27]. Additionally, there is a growing body of work where the complete critical group structure for families of graphs is determined, see for instance [5, 7, 9, 15, 17, 19–24].

One family of graphs that does not appear to have been studied in the literature is that which we call *hinge graphs*. These are graphs that can be intuitively understood by taking multiple base shapes and “gluing” them together on a single shared edge and two corresponding shared vertices. The study of hinge graphs is motivated primarily in attempt to answer the question proposed in [13] on how divisors generate critical groups in cases where it is non-cyclic. Hinge graphs, especially those containing identical copies of the same base shape, are some of the simplest examples of graphs with non-cyclic critical groups, and the behavior of divisors can be thoroughly studied. In addition, the study of hinge graphs has led to observations about proving linear equivalence and the order of divisors which provides a streamlined approach to the investigation of divisors and critical groups of graphs more generally.

Vindas-Meléndez is partially supported by the National Science Foundation under Award DMS-2102921.

Our main contributions include formulas for the order and structure of the critical group of hinge graphs with same base shapes. Using similar techniques to those used to prove these results, we generalize some to the case where we have hinge graphs with different base cycles. (All undefined terms are specified in the sections below.)

Theorem 3.1. *Given a hinge graph $\mathcal{H}_{k,n}$, the order of $K(\mathcal{H}_{k,n})$ is*

$$|K(\mathcal{H}_{k,n})| = (k-1)^{n-2}(k-1)(k+n-1).$$

Theorem 3.5. *The critical group $K(\mathcal{H}_{k,n})$ is isomorphic to the direct sum*

$$(\mathbb{Z}/(k-1)\mathbb{Z})^{n-2} \oplus (\mathbb{Z}/(k^2 + nk - 2k - n + 1)\mathbb{Z}).$$

Theorem 4.1. *Consider a hinge graph with different base shapes $\mathcal{H}_{\{k_1-1, \dots, k_n-1\}}$, the order of $K(\mathcal{H}_{\{k_1-1, \dots, k_n-1\}})$ is*

$$|K(\mathcal{H}_{\{k_1-1, \dots, k_n-1\}})| = a + a/(k_1-1) + \dots + a/(k_n-1),$$

where $a := (k_1-1) \cdots (k_n-1)$.

This paper is organized as follows. In Section 2 we provide background and preliminaries on divisors, the critical group, and hinge graphs. In Section 3 we prove several results for hinge graphs where each base shape is an identical cycle, including the explicit structure of the critical group and the behavior of some noteworthy divisors. In Section 4 we generalize many of the aforementioned results to hinge graphs where the number of vertices on each base shape can vary. We conclude in Section 5 with some directions for future research.

2. PRELIMINARIES

In this section we review some key definitions and theorems, as well as introduce several definitions pertaining to our specific case study. We begin by briefly detailing divisors and critical groups on graphs. We take our graphs to be connected, undirected, and any two vertices are connected by only one edge. Note that a consequence of these conditions is that graphs cannot contain loops. These are the conditions under which much of the existing critical group literature has focused on.

Let $V(G)$ and $E(G)$ refer to the set of vertices and edges of a graph G , respectively. A cycle graph is a graph where every vertex has valence two. These are most often thought of as regular polygons, a convention we will adopt.

Definition 2.1. A *divisor* (or *chip configuration*) on a graph G is a formal \mathbb{Z} -linear combination of vertices of G ,

$$D = \sum_{v \in V(G)} v \cdot D(v).$$

The *degree* of a divisor D is the integer $\deg(D) := \sum_{v \in V(G)} D(v)$.

Definition 2.2. A *firing* of a vertex is the operation taking divisor D to a divisor D' where

$$D'(v) = \begin{cases} D(v) - \text{val}(v), & \text{if } v = w, \\ D(v) + \# \text{ edges between } v \text{ and } w, & \text{if } v \neq w. \end{cases}$$

This is referred to as a chip-firing move or chip-firing operation. We say that two divisors D and D' are *chip-firing equivalent* or *linearly equivalent* if D' can be obtained from D via a sequence of chip-firing moves. The *order* of a divisor D is the smallest positive integer z with zD linearly equivalent to the zero divisor.

In our specific case study, the number of edges between two vertices will always be 1. Note also that the chip-firing operation is commutative, and hence firings can be thought of as happening simultaneously. By convention, if a divisor consists of a 0 associated with a vertex, that vertex is left blank.

The *graph Laplacian* L is defined as $A - M$, where A denotes the adjacency matrix of the graph, and M is the diagonal matrix with the valences of each vertex in $V(G)$.

Definition 2.3. The *critical group* $K(G)$ of a graph G is defined to be the cokernel of the graph Laplacian $\text{cok}(L)$.

Note that elements of the critical group necessarily have degree 0, and have order consistent with the definition of order of a divisor.

Theorem 2.4 (Corollary 3, [13]). *The order of the critical group $K(G)$ is the number of spanning trees of G .*

While it is sufficient to consider any divisor as an element of the critical group, we are mainly interested in a particular type of divisor that can be thought of as a representative element modulo chip-firing equivalence.

Definition 2.5. Let $K(G)$ be the critical group of a graph G . We say a divisor D is a q -reduced divisor if

- (1) $D(v) \geq 0$ for all $v \neq q$ and
- (2) for every nonempty subset of vertices $V' \subseteq V(G) \setminus \{q\}$, if we take $D(v)$ and fire every vertex in V' , then some vertex in V' has associated integer $r < 0$.

Note that q -reduced divisors are not used explicitly in this paper, but it is worth mentioning that all divisors discussed will be q -reduced.

Theorem 2.6 (Theorem 4, [13]). *Let G be a finite connected graph and $q \in V(G)$. Then every divisor class in $K(G)$ contains a unique q -reduced divisor.*

Next we will introduce definitions specific to a particular family of graphs.

Definition 2.7. A *hinge graph* is a graph constructed by “adjoining” or “gluing” several cycle graphs via a shared edge and consequent pair of vertices. We call the cycles used to construct the hinge graph the *base shapes*, and will sometimes refer to them as *cycles* of the hinge graph.

- In the case when all base shapes are identical, these hinge graphs are denoted $\mathcal{H}_{k,n}$, where k is the number of vertices of the base shape (including the pair of shared vertices) and n is the number of copies of the base shape.
- For different cycles, we instead use the notation $\mathcal{H}_{k_1-1, k_2-1, \dots, k_n-1}$, where k_i refers to the number of vertices of each base shape. (Note that this notation differs from identical base shapes since we use $k_i - 1$ instead of k_i for its usefulness in the proofs of forthcoming results.)

Refer to Figure 1 for examples of hinge graphs. In the case of cycles with four vertices, which are taken as squares, these graphs are called *book graphs* as their structure resembles that of several pages.

In what follows, attaching another copy of the base shape to an existing graph with the same shared hinge will be referred to as *adding a copy* of the base shape. In cases where spanning trees are counted, the deletion of an edge while retaining both vertices will be referred to as *removing* an edge. Additionally, the number of spanning trees on n base shapes is denoted $S(n)$.

We will focus our attention on three distinct types of divisors on these graphs, which will be referred to as $\delta_{x,y}$, $\epsilon_{x,y}$, and $\eta_{x,y}$. All three divisors have degree 0, with zeroes assigned to all vertices except two, which are assigned a 1 and -1 . The difference between these divisors lies in the location of the vertices associated with nonzero values. The divisor

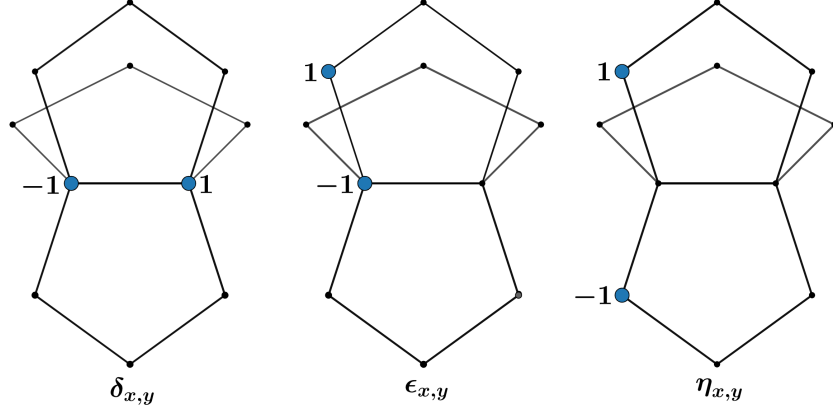


FIGURE 1. The types of divisors studied: $\delta_{x,y}$ (left), $\epsilon_{x,y}$ (center), and $\eta_{x,y}$ (right).

- $\delta_{x,y}$ consists of a 1 and -1 on the shared pair of vertices,
- $\epsilon_{x,y}$ consists of a 1 and -1 on a shared vertex and an adjacent vertex on a cycle, and
- $\eta_{x,y}$ consists of a 1 and -1 on two vertices adjacent to the same shared vertex, but on different cycles.

We will enumerate the divisors for each base shape by $\epsilon_{x,y,i}$ and $\eta_{x,y,i}$. Examples of all three divisors can be seen in Figure 1. As we shall see, the distinction of which vertex is assigned a positive or negative value is irrelevant.

Theorem 2.8 (Theorem 13, [13]). *Let x and y be vertices on a finite connected graph G and let G' be the graph obtained by adding \overline{xy} if $\overline{xy} \in E(G)$ and deleting \overline{xy} if $\overline{xy} \in E(G)$. Let δ_{xy} be defined as above and let $S \subseteq K(G)$ be the subgroup of the critical group of G generated by δ_{xy} . Then we have the following relationships:*

- $[K(G) : S]$ divides $\gcd(|K(G)|, |K(G')|)$
- $\gcd(|K(G)|, |K(G')|)$ divides $[K(G) : S]^2$.

In particular, δ_{xy} is a generator of $K(G)$ if and only if $\gcd(|K(G)|, |K(G')|) = 1$.

Some of the following propositions may be well-known in the literature, but we reiterate them here with proofs.

Proposition 2.9. *The sum of two divisors (via summing integers at each vertex) corresponds identically to the sum of two elements in the critical group.*

Proof. The critical group is an abelian group over addition, and furthermore it is closed under addition. It stands to reason that the sum of two q -reduced divisors must either be a q -reduced divisor or be linearly equivalent to one via the closure property. Furthermore, because q -reduced divisors correspond to elements in the critical group, this addition must be done in a way that preserves group structure. \square

Theorem 2.10 (Theorem 11, [13]). *For any finite connected graph G , the null space of the Laplacian matrix of G is generated by the vector $\mathbf{1}$.*

As a consequence, borrowing from a vertex is equivalent to firing every other vertex (by adding $\mathbf{1}$

to the vector $\mathbf{r} = \begin{bmatrix} 0 \\ 0 \\ \vdots \\ 0 \\ -1 \\ 0 \\ \vdots \\ 0 \end{bmatrix}$, the number of times each vertex is fired), where the -1 means borrowing

from the i th vertex. Therefore, borrowing can be thought of as the inverse of firing.

Proposition 2.11. *Let \mathbf{a} and \mathbf{b} be two vector representations of divisors for a graph G and let M be the augmented matrix of L and $\mathbf{a} - \mathbf{b}$. If all entries in M after row reduction are integers, \mathbf{a} and \mathbf{b} are linearly equivalent.*

Proof. It is a widely known fact in linear algebra that augmenting any matrix with a vector is equivalent to solving the vector equation $A\mathbf{x} = \mathbf{b}$. When we employ this construction with the graph Laplacian and augmenting the divisor in the final column, solving this equation is equivalent to finding the vector \mathbf{r} , which is the number of times each vertex must be fired to obtain the divisor. By Theorem 2.10, because the graph Laplacian has kernel of dimension 1, there will be a last row of zeroes in the matrix, and every value will be expressible in terms of the last column, hence we can simply read off the values in the final column. If all of these values are integers, we know the divisor is linearly equivalent to the zero divisor, since that means the divisor can be formed by firing vertices an integral number of times. Combining this with the Proposition 2.9, two divisors are linearly equivalent if their difference is linearly equivalent to the zero divisor, and hence we can use this method to check if any two divisors are linearly equivalent. \square

Proposition 2.12. *Let $n\mathbf{d}$ be the vector representation of a multiple n of a divisor δ on a graph G , and let M be the augmented matrix of L and $n\mathbf{d}$. If the entries of M after row reduction are integers with greatest common divisor 1, then $n = |\delta|$.*

Proof. Using the construction outlined in Proposition 2.11, if we multiply the divisor, augment the graph Laplacian with the multiplied divisor, and take its Reduced Row Echelon Form, we will obtain the corresponding vector \mathbf{r} , unique up to addition of $\mathbf{1}$. Note that \mathbf{r} will only have integer entries if the divisor is linearly equivalent to the zero divisor. Through this process, if we obtain a set of integers whose greatest common divisor equals 1, we have discovered the smallest multiple of the divisor for which we have linear equivalence to the zero divisor. This is because if there is no common divisor, dividing by any integer leaves us with fractional components of \mathbf{r} , and adding or subtracting multiples of $\mathbf{1}$ does not change this fact. Therefore, we can use this result to prove the order of any divisor. \square

Lemma 2.13. *Let $b = \text{lcm}(k_1 - 1, \dots, k_n - 1)$. Then*

$$\gcd(b/(k_1 - 1), \dots, b/(k_{i-1} - 1), b/k_{i+1} - 1, \dots, b/(k_n - 1)) = 1.$$

For completeness, we detail the proof below.

Proof. Let

$$g := \gcd(b/(k_1 - 1), \dots, b/(k_{i-1} - 1), b/k_{i+1} - 1, \dots, b/(k_n - 1)).$$

Then g divides $b/(k_j - 1)$ for all $1 \leq j \leq i - 1, i + 1 \leq j \leq n$. Hence, for each j there exists some d_j such that

$$g \cdot d_j = b/(k_j - 1),$$

so $g \cdot d_j(k_j - 1) = b$ and g divides b . Dividing through by g we see that

$$(k_j - 1)(d_j) = b/g,$$

and therefore $(k_j - 1)$ divides b/g , but this was true for all j and hence b/g must be a multiple of all $k_j - 1$. Since b is the least common multiple that means $g = 1$. \square

Remark 2.14. The above lemma is important because the number of firings of vertices using this approach will always be coprime (as $g = 1$).

Lemma 2.15. *Let $\{a_1, \dots, a_n\}$ be a set of positive integers. Then*

$$\text{lcm}(a_1, \dots, a_n) = (a_1 \cdots a_n) / (\gcd(n - 1 - \text{tuples})).$$

3. HINGE GRAPHS WITH THE SAME BASE SHAPES

In this section, we detail and prove several theorems on the behavior of hinge graphs when all base shapes are identical.

Theorem 3.1. *Given a hinge graph $\mathcal{H}_{k,n}$, the order of $K(\mathcal{H}_{k,n})$ is*

$$|K(\mathcal{H}_{k,n})| = (k - 1)^{n-2}(k - 1)(k + n - 1).$$

Proof. We proceed by induction on the number of copies of the base shape, i.e., induction on n . As the base case, we consider when $n = 2$, that is, we have the hinge graph with two cycles. By Theorem 3.1 in [3] we garner that the critical group of this hinge graph has order $k^2 - 1$.

Next, we consider a hinge graph with n copies of the base shape and then add an extra copy, that is, we begin with $\mathcal{H}_{k,n}$ and consider the hinge graph $\mathcal{H}_{k,n+1}$.

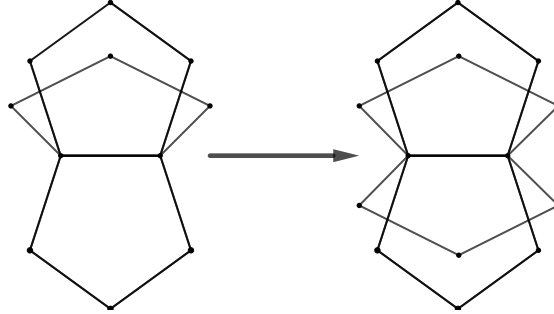


FIGURE 2. Adding a copy of the base shape to $\mathcal{H}_{5,3}$ to create $\mathcal{H}_{5,4}$.

Whenever another copy of the base shape is added, the number of edges and vertices increases by $k - 1$ and $k - 2$, respectively. Recall that for a spanning tree of a graph G we have that $|E(G)| = |V(G)| - 1$. Assuming the condition was previously met, we have the equality

$$|E(G)| + k - 1 = |V(G)| - 1 + k - 2.$$

It then follows that $|E(G)| = |V(G)| - 2$, and therefore for the condition of a spanning tree to be met, we must remove an additional edge.

Note that we cannot remove any two edges on a the cycle unless it is the hinge edge, i.e., the shared edge among cycles. This is because subtracting two edges from the same cycle forces the graph to be disconnected for precisely the same reason that removing two edges from a single cycle disconnects the graph (see Figure 3). On the other hand, the shared edge can be removed since both vertices have valence greater than 2, so neither vertex will be isolated upon its removal. Thus, there are two possibilities for selecting which edge to remove: one additional edge from the $n + 1$ st base shape or the shared edge.

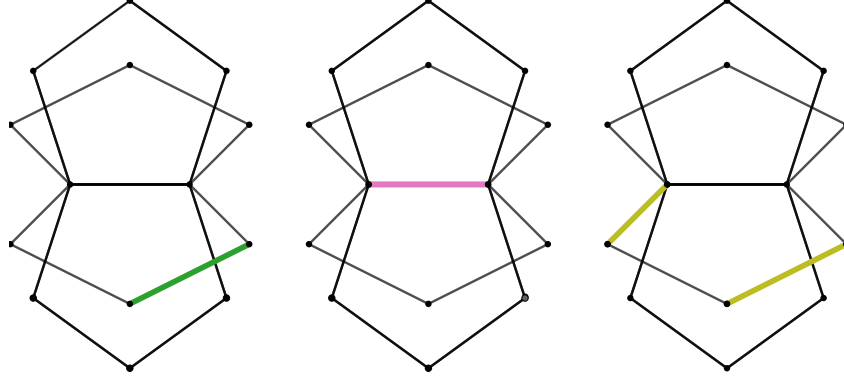


FIGURE 3. Removing edges to create spanning trees. (Left) removing edges from the new cycle, which gives us $(k-1)S(n)$ possibilities. (Middle) removing the shared edge, which gives us $(k-1)^n$ extra possibilities. (Right) we cannot subtract two edges from the same cycle, since that disconnects the graph.

We have $k-1$ possible edges to remove from the new $n+1$ st cycle, and with each option we have $S(n)$ possible spanning trees, since we can remove edges in precisely the same way as with n base shapes. Hence, we obtain $(k-1)(S(n))$ spanning trees.

The other option is to subtract from the shared edge, leaving us to choose one edge from each of the n original cycles. Therefore, we have an additional $(k-1)^n$ possible ways to remove the n edges.

To prove that $|\mathcal{H}_{k,n+1}|$ is obtained by the desired formula, we show algebraic equivalence. This is sufficient as, by Theorem 2.4, the order of the critical group $|\mathcal{H}_{k,n+1}|$ is equivalent to $S(n+1)$, the number of spanning trees of $\mathcal{H}_{k,n+1}$. We proceed as follows: first, we write down the formula for n copies, apply the operations described above, and then show this is algebraically equivalent to the formula for $n+1$ copies:

$$\begin{aligned} (k-1)^{n-2}(k^2 - 1 + (n-2)(k-1)) &= (k-1)^{n-2}(k-1)(k+1+n-2) \\ &= (k-1)^{n-2}(k-1)(k+n-1). \end{aligned}$$

Now we apply the recursive operation:

$$\begin{aligned} (k-1)((k-1)^{n-2}(k-1)(k+n-1)) + (k-1)^n &= (k-1)^{n-1}((k-1)(k+n-1) + k-1) \\ &= (k-1)^{n-1}(k^2 + kn - k - k - n + 1 + k - 1) \\ &= (k-1)^{n-1}(k^2 - 1 + kn - k - n + 1) \\ &= (k-1)^{n-1}(k^2 - 1 + (n-1)(k-1)). \end{aligned}$$

This is the formula one obtains by replacing n with $n+1$ in the original. Therefore, the order is proved. □

Lemma 3.2. *The orders of the divisors $\eta_{x,y}$, $\delta_{x,y}$, and $\epsilon_{x,y}$ are $k-1$, $k+n-1$, and $(k-1)(k+n-1)$, respectively.*

Proof. We prove the orders of the divisors independently.

Order of $\eta_{x,y}$: We proceed by induction. Take the base case to be where all base shapes are triangles. If we assign a 1 and -1 to the non-shared vertex of two different triangles, it is straightforward to show this divisor is a group element of at most order 2.

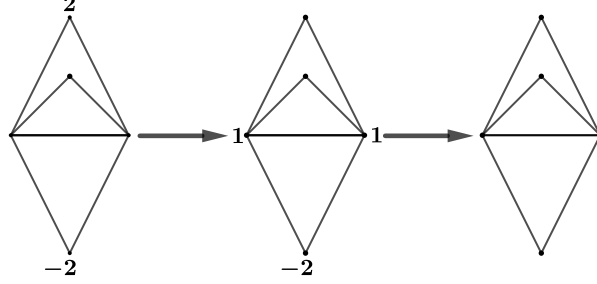


FIGURE 4. The base case, where linear equivalence can be seen by firing the vertex with a 2 and borrowing from the vertex with -2 .

As shown in Figure 4, we multiply this divisor by 2 and hence have 2 and -2 . Since we can fire the 2 exactly once and borrow from the -2 exactly once to obtain linear equivalence to the zero divisor, we have shown that the divisor is a group element of at most order 2. It is possible that the divisor is linearly equivalent to the zero divisor without any scalar multiplication, which would mean it would be of order 1. One can verify this is not true by utilizing Theorem 2.12, which tells us that chip firing equivalence is unique up to addition of the kernel (which in this case is simply 1). From this, we see that if we fire each vertex a number of times such that any two are coprime, then we immediately obtain the order of the divisor. This is true because a smaller order, and hence a smaller multiple of each value would give us fractional firings which cannot be changed by adding integer multiples. Therefore, we have that for triangles, the order of $\eta_{x,y}$ is $k - 1 = 3 - 1 = 2$.

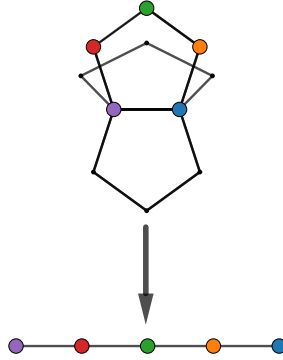


FIGURE 5. To each vertex of one cycle, we assign a vertex on the string of vertices.

For the inductive step, consider one of the base shapes. From this shape, we associate with it a string of vertices obtained by removing the shared edge as depicted in Figure 5. As shown, the shared vertices correspond with the endpoints of the string. Even though they connect via an edge on the base shape, this does not pose a problem as we do not fire either vertex.

Note that each vertex in the string has valence 2, except for the endpoints, which have valence 1. If we fire every vertex except the endpoints, we obtain the value 1 associated with each endpoint, the value -1 associated with the vertices adjacent to each endpoint, and 0 everywhere else, as depicted in Figure 6. This follows because each time we fire a vertex that is not an endpoint or

adjacent to an endpoint, the integer associated with the vertex decreases by two, but firing both of its neighbors returns the two chips lost for a net effect of zero.

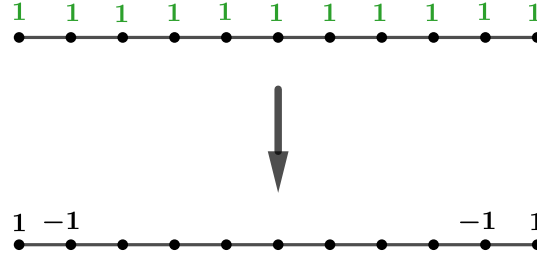


FIGURE 6. When firing all vertices in a chain except the endpoints, we have that the amount each vertex changes by is $(1, -1, 0, \dots, 0, -1, 1)$.

The result is twofold: given an existing configuration of 1s associated with endpoints and -1 s associated with vertices adjacent to them, adding an additional vertex and repeating the process “pushes” the 1 an additional vertex farther. Alternatively, if we decide not to add an additional vertex, we must compensate by increasing the value associated with the vertex adjacent to the endpoint by 1.

Since we are not firing the endpoints, we can apply the aforementioned concept to a cycle, with the endpoints being the vertices of the shared edge, as illustrated in Figure 7.

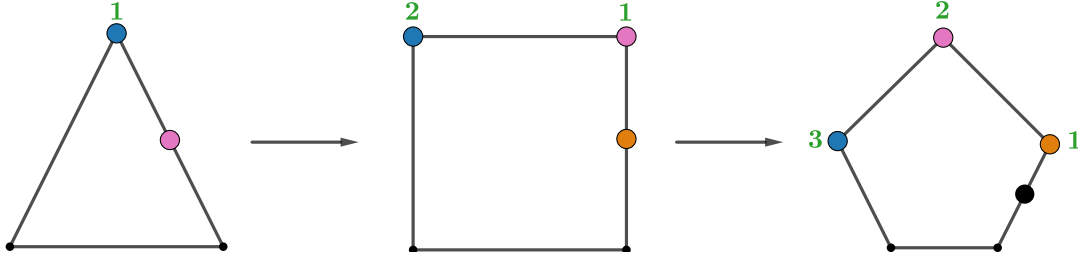


FIGURE 7. The chip firing process applied iteratively to the triangle base shape. This results in the 1 “pushed” an additional vertex further, as shown in Figure 8.

In the cycle configuration, each time we increase k by 1, we must extend the string of vertices on the right by 1 vertex, but leave the left unchanged.¹ Each time we introduce a new vertex we must fire every vertex exactly once, except the shared vertices, and also add a $+1$ to the value associated with the vertex adjacent to the left shared vertex. For example, enumerating the non-shared vertices of the cycle (from left to right),

- (1) Triangle: Fire 1 Once.
- (2) Square: Fire 1 Twice, Fire 2 Once.
- (3) Pentagon: Fire 1 Thrice, Fire 2 Twice, Fire 3 Once.

And so on. Refer to Figure 8.²

¹Note that the choice of left and right is irrelevant, but for the sake of consistency we will refer to the nonzero values of the divisor as being situated on the left.

²We will refer to this procedure as the “consecutive firing process” in similar proofs.

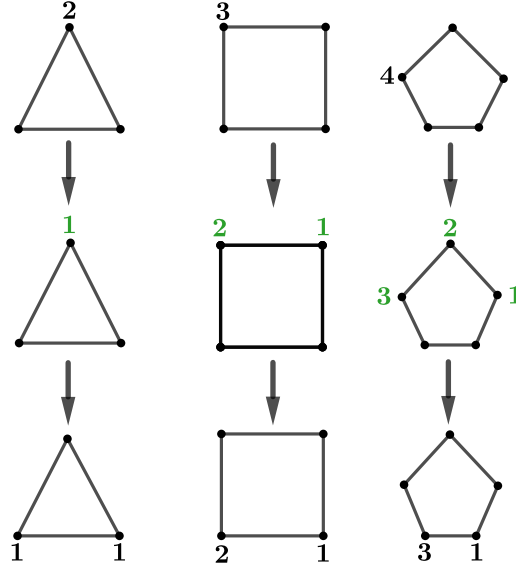


FIGURE 8. The consecutive chip firing process applied to the triangle, square, and pentagon base shapes. Above, the green numbers represent the number of times each vertex is fired, a result of subdividing the edge with another vertex and requiring all vertices but those on the shared edge to be fired an additional time. Below, the actual chip firing process is detailed, using black, maroon, red, and orange to represent each green number fired from the figure above.

By Theorem 2.10, we can execute the identical process on the negative integer which will cancel out the nonzero values on the shared vertices.

Since we begin with 2 for the triangle, and add 1 for each additional vertex added, we obtain $k - 1$ as the value associated with the vertex adjacent to the left-shared vertex. For a multiple of $\eta_{x,y}$ to be linearly equivalent to the zero divisor it must be at least $(k - 1)\eta_{x,y}$. Note that we cannot have a multiple less than $k - 1$. In that situation, the 1 would not be able to travel along the cycle to the shared edge, and we would not obtain linear equivalence. Hence, $\eta_{x,y}$ is an order $k - 1$ element of the critical group.

Order of $\delta_{x,y}$: The proof for $\delta_{x,y}$ follows a nearly identical procedure as the proof for $\eta_{x,y}$. The two major differences, however, are that we need to apply the consecutive firing process n times, once for each base shape, rather than just on a single cycle, and that instead of firing the vertex adjacent to the shared edge, we are firing a vertex on the shared edge. This means the order of the divisor is

$$(k - 1) + 1 + (n - 1) = k + n - 1,$$

where the additional $+1$ comes from the shift in position, and the additional $n - 1$ comes from this process occurring simultaneously on the $n - 1$ extra cycles.

This also follows from the number of times that vertices next to the negative vertex fire. Because we fire consecutively, we require each adjacent vertex on the cycles to fire once, and as outlined above we require the other shared vertex to fire $k - 1$ times, hence the order is $k + n - 1$.

Order of $\epsilon_{x,y}$: To prove that the order of $\epsilon_{x,y}$ is $(k - 1)(k + n - 1)$, we cannot simply show that $(k - 1)$ multiplied by each vertex is linearly equivalent to $\delta_{x,y}$, because it is not true for a group G , $a, b \in G$, and $c \in \mathbb{R}$ that $(c)|a| = |b|$ when $cb = a$. Instead, we can utilize Theorem 2.12 and [13, Theorem 1], which tells us that chip firing equivalence is unique up to addition of the kernel

(which is simply 1). As above in the case of $\eta_{x,y}$, if we can find two vertices with a coprime number of firings, we have deduced the order of $\epsilon_{x,y}$.

Finding the order of $\epsilon_{x,y}$ when the base shapes are all the same involves first firing a multiple of $\epsilon_{x,y}$ to be equivalent to $\delta_{x,y}$. This can be done by applying the same technique used in $\eta_{x,y}$, and then proceeding to fire a multiple of $\delta_{x,y}$ to obtain linear equivalence to the zero divisor.

To show that $(k-1)\epsilon_{x,y}$ is linearly equivalent to $\delta_{x,y}$ involves repeating the procedure for $\eta_{x,y}$, except noticing that now $-(k-1)$ is on the shared vertex to which k is added through the process, leaving us with 1 and -1 on the shared vertices. See Figure 9.

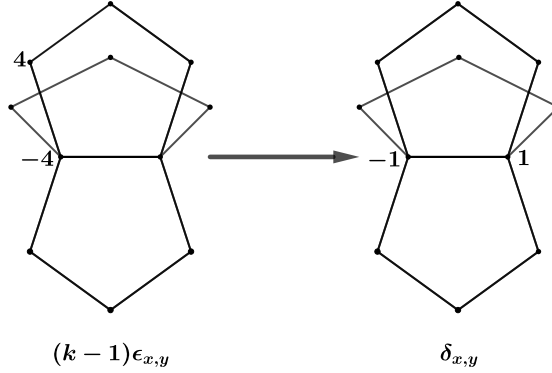


FIGURE 9. The first step, showing $(k-1)\epsilon_{x,y}$ is linearly equivalent to $\delta_{x,y}$ illustrated on the graph $\mathcal{H}_{5,3}$. Recall that the 4 becomes 3 and 1 on the shared vertices via the chip-firing process, and consequently the only nonzero integers on vertices are 1 and -1 .

Next in order to obtain linear equivalence to a multiple of $\delta_{x,y}$, we can use Theorem 2.9 which tells us that given a chip firing configuration, firing a multiple m of \mathbf{r} (where \mathbf{r} is defined as in the proof of Theorem 2.11) is equivalent to repeating the chip-firing process m times, and therefore directly corresponds to multiplying the values associated with each divisor by m . Instead of utilizing the consecutive firing process as in the proof of $\eta_{x,y}$, we can multiply the entire process by $k+n-1$, which gives us linear equivalence to $(k+n-1)(\delta_{x,y})$ as opposed to simply $\delta_{x,y}$, as shown in Figure 10.

Since our hypothesis is that order is $(k+n-1)$ times as large, instead of firing a consecutive number of times along the cycle, we would fire multiples of $k+n-1$. This works as we are working under the integers, and hence multiplying the number of firings consequently multiplies the effect of the firings. But we determined that the order of $\delta_{x,y}$ is $k+n-1$, and hence for any cycle excluding the one initially containing the positive integer of $\epsilon_{x,y}$ we see a consecutive number of firings: $k-2, k-3, \dots, 1$. Since any two of these are coprime, we have obtained the order, i.e., $\epsilon_{x,y}$ is indeed of order $(k-1)(k+n-1)$. \square

We have established the order of a divisor in one factor of the critical group. To prove the explicit structure of the critical group, we require both a strict lower and strict upper bound on the rank of the group. To do this, we observe that the generators of each factor of the critical group can be used to construct a strict lower bound for the rank of the group by showing that any linear combination of these divisors is linearly equivalent to the zero divisor if all divisors are multiplied by 0 or an integral multiple of $k-1$.

Lemma 3.3. *The divisors $\eta_{x,y,i}$ form a minimal set of generators for the critical group $K(\mathcal{H}_{k,n})$.*

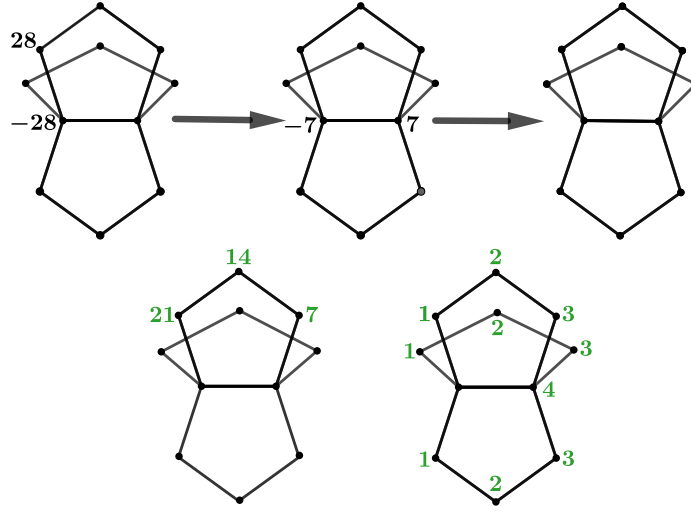


FIGURE 10. Top: $(k-1)(k+n-1)\epsilon_{x,y}$ is linearly equivalent to $(k+n-1)\delta_{x,y}$, which is then linearly equivalent to the zero divisor. Bottom: the green numbers represent the number of times each vertex is fired to obtain equivalence. In the bottom left, these green numbers are $k+n-1=7$ times the consecutive chip firing, as we have multiplied the divisor by 7.

Proof. We show that the sum of two of these divisors is not linearly equivalent to another. Taking the difference, we either obtain another one of these divisors (hence not linearly equivalent to zero), or a divisor which has multiple copies of 1 and -1 , which again is not linearly equivalent to zero.

Second, multiplication by a scalar less than $k-1$ is not linearly equivalent to another divisor. We can confirm this by noting that in the process described above, $(k-1)\eta_{x,y,i}$ was absolutely necessary to push the 1 all the way through the cycle. Hence, if a multiple of $\eta_{x,y,i}$ less than $k-1$ was chosen, there would be a residual 1 or a -1 within the cycle. This means that it cannot possibly be linearly equivalent to another divisor $\eta_{x,y,j}$ for $j \neq i$, since there is no way to construct a linearly equivalent divisor consisting of all zeroes on that base shape. We only need to confirm multiples of up to $k-1$ since they are all elements of order $k-1$.

□

Corollary 3.4. *For $n \geq 3$, the critical group of hinge graphs $K(\mathcal{H}_{k,n})$ is not cyclic.*

Proof. This follows immediately from Lemma 3.3, since if there are at least 2 generating elements and consequently 3 base shapes, $K(\mathcal{H}_{k,n})$ must have rank at least 2. □

We have established that any linear combination of the divisors $\eta_{x,y,i}$ is linearly equivalent to the zero divisor if all divisors are multiplied by 0 or an integral multiple of $k-1$. Because of this, we must be able to exhibit a bijection between $\eta_{x,y,i}$ and all of the generating elements of order $k-1$ in the group:

$$(1, 0, \dots, 0), (0, 1, \dots, 0), \dots, (0, 0, \dots, (k+n-1)).$$

This provides a lower bound for the number of copies of $\mathbb{Z}/(k-1)\mathbb{Z}$; since if we cannot get from any one element of the minimal set to any other, there must be at least $n-1$ factors in the direct sum. Of course, this construction does not provide an upper bound. Hence, we cannot be sure at this point that this is a minimal generating set.

However, the existence of $\epsilon_{x,y}$, the divisor of order $k^2-1+(n-2)(k-1)$, immediately quells this doubt since a divisor of this order would not exist if there were more copies of $\mathbb{Z}/(k-1)\mathbb{Z}$.

Therefore, we also have an explicit upper bound on the number of factors of the direct sum, and we will have proven the group structure. In particular, we have exactly $n - 1$ partitions of the group, which identically matches the $n - 2$ copies of the smaller factor and the 1 copy of the large subgroup.

Theorem 3.5. *The critical group $K(\mathcal{H}_{k,n})$ is isomorphic to the direct sum*

$$(\mathbb{Z}/(k-1)\mathbb{Z})^{n-2} \oplus (\mathbb{Z}/(k^2 + nk - 2k - n + 1)\mathbb{Z}).$$

Proof. Considering $\eta_{x,y,i}$ as a minimal generating set, coupled with the order of $\epsilon_{x,y}$, allows us to obtain the exact structure of the critical group for hinge graphs. We have found an element of order $(k-1)(k+n-1)$, and a minimal generating set of $n-1$ elements of order $k-1$. This tells us that the rank of the critical group is at least $n-1$, since $k-1$ divides both itself and $(k-1)(k+n-1)$ and by the Fundamental Theorem of Finitely Generated Abelian Groups, this uniquely defines the rank of $K(\mathcal{H}_{k,n})$. Since we proved in Theorem 3.1 that the order was $(k-1)^{n-1}(k+n-1)$, the rank has to be exactly $n-1$, where one factor is $(k-1)(k+n-1)$. Thus, there are $n-2$ small factors and the critical group is $(\mathbb{Z}/(k-1)\mathbb{Z})^{n-2} \oplus \mathbb{Z}/((k-1)(k+n-1))\mathbb{Z}$. \square

4. HINGE GRAPHS WITH DIFFERENT BASE SHAPES

Using similar techniques as in Section 3, we generalize results to hinge graphs with different base shapes.

Theorem 4.1. *Consider a hinge graph with different base shapes $\mathcal{H}_{\{k_1-1, \dots, k_n-1\}}$, the order of $K(\mathcal{H}_{\{k_1-1, \dots, k_n-1\}})$ is*

$$(1) \quad |K(\mathcal{H}_{\{k_1-1, \dots, k_n-1\}})| = a + a/(k_1-1) + \dots + a/(k_n-1),$$

where $a := (k_1-1) \cdots (k_n-1)$.

Proof. The iterative strategy described in Theorem 3.1 is algebraically equivalent to this closed result. This is because the iterative strategy does not rely on the graph being composed of identical base shapes; the only point to consider is that instead of $(k-1)^n$, we now have $(k_1-1), \dots, (k_{n-1}-1)$. Therefore, showing algebraic equivalence to the iterative strategy is sufficient.

We proceed by induction. The base cases for one and two base shapes are shown below. On the left-hand side is the iterative approach, and the right is the closed form:

$$k_1 = (k_1-1) + 1,$$

$$k_1 k_2 - 1 = k_1 k_2 - k_1 - k_2 + 1 + (k_1-1) + (k_2-1) = (k_1-1)(k_2-1) + (k_1-1) + (k_2-1).$$

For the inductive step ($n \geq 3$), we can factor a k_n-1 out of every term of the closed form except the last as follows, denoting $(k_1-1) \cdots (k_{n-1}-1)$ as a_{n-1} for simplicity:

$$(k_n-1)(a_{n-1} + a_{n-1}/(k_1-1) + \dots + a_{n-1}/(k_{n-1}-1)) + ((k_1-1) + \dots + (k_{n-1}-1)).$$

The first term corresponds to the number $(k_n-1)(S(n-1))$ in the iterative approach, and the final term corresponds identically to the shared edge of the iterative approach, thus completing the proof. \square

Remark 4.2. In [12] the authors study a family of graphs which they refer to as **s**-subdivided banana graphs. They determine the order of the critical group of **s**-subdivided banana graphs in a special case (Proposition 13, [12]). Their proposition follows as a corollary to Theorem 4.1 when interpreting **s**-subdivided banana graphs as hinge graphs.

Proposition 4.3. *The order of $\delta_{x,y}$, as defined in Section 2, is*

$$|\delta_{x,y}| = b + b/(k_1-1) + b/(k_2-1) + \dots + b/(k_n-1),$$

where $b := \text{lcm}(k_1-1, \dots, k_n-1)$.

Proof. As in the proof of Lemma 3.2 for the order of $\epsilon_{x,y}$, firing a multiple m of \mathbf{r} is equivalent to repeating the chip-firing process m times, and therefore directly corresponds to multiplying the values associated with each divisor by m . Consequently, given a specific number of vertices, firing adjacent vertices by a multiple of a consecutive number of times still produces a zero on each vertex. This is because each vertex is connected to two others, and hence when we subtract the same multiple repeatedly we are eliminating that deficit. Thus, the question of determining $|\delta_{x,y}|$ first involves finding the least common multiple of each $k_i - 1$, such that a multiple of the consecutive chip-firing process can be applied to each cycle. Refer to Figure 11 for an example of this process applied to the graph $\mathcal{H}_{2,3,4}$. Notice that in the figure, one of the shared vertices is never fired. This is valid as the graph Laplacian L has kernel of dimension 1, and therefore we can choose a vertex not to fire. This also directly corresponds to the use of $k_i - 1$, as we are excluding one vertex from each cycle when applying the consecutive process a multiple of times.

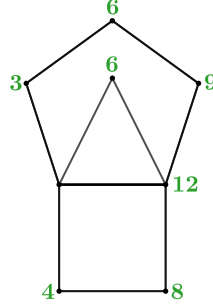


FIGURE 11. In green are the number of times each vertex is fired, and we can count the ones adjacent to the shared vertex to obtain $|\delta_{x,y}| = 25$.

This approach also guarantees us the smallest multiple linearly equivalent to the zero divisor, since we are taking the least common multiple of all $k_i - 1$. By considering the number of times we fire all the vertices adjacent to the vertex that was not fired, we can compute $|\delta_{x,y}|$. From each cycle, the number of times fired to the vertex not fired is $b/(k_i - 1)$, where $b := \text{lcm}(k_1 - 1, \dots, k_n - 1)$, since we are subdividing by these quotients (and have $(k_i - 1)$ vertices to work with). Then, from the vertex on the shared edge, we will simply have b , since this is required for the chip-firing process on each cycle. Note that the vertex not fired must correspond to a multiple of the -1 in $\delta_{x,y}$, since it receives chips from every cycle; likewise the other vertex must correspond to the $+1$. Hence, $|\delta_{x,y}|$ is $b + b/(k_1 - 1) + \dots + b/(k_n - 1)$ as required. \square

Remark 4.4. Notice that in the order formula of Theorem 4.1, we require two base shapes to have the same number of vertices (or two base shapes where $k_j - 1$ is a multiple of $k_i - 1$) so that every term of $|K(\mathcal{H}_{\{k_1-1, \dots, k_n-1\}})|$ in Equation 1 is a multiple of $(k_i - 1)$, i.e., $k_i - 1$ divides the order. We will use this observation when we prove that $\epsilon_{x,y}$ has order exactly $(k_i - 1)|\delta_{x,y}|$. We will also use the fact that, taking the least common multiple of $k_i - 1$ for $1 \leq i \leq n$ to be b as above, then $\gcd(b/(k_1 - 1), \dots, b/(k_{i-1} - 1), b/k_{i+1} - 1, \dots, b/(k_n - 1)) = 1$.

As a consequence of Lemma 2.13, the number of times we fire the vertices on each cycle are coprime. Therefore, we cannot choose a smaller starting order, since we would no longer have an integer number of firings of each vertex.

Theorem 4.5. *The divisor $\epsilon_{x,y}$ on a chosen shape with k_i vertices has order*

$$(k_i - 1)|\delta_{x,y}|,$$

provided there are at least two base shapes with k_i vertices or there exists another base shape with $t(k_i - 1) + 1$ vertices for some $t \in \mathbb{N}$.

Proof. The proof follows a similar approach as the proof of the order of $\epsilon_{x,y}$ in Lemma 3.2, except we must additionally keep track of the number of vertices of each base cycle. By Remark 4.4, we have that the number of times we fire each vertex adjacent to the shared vertex not fired is coprime.

We want to show that $(k_i - 1)\epsilon_{x,y}$ is linearly equivalent to $\delta_{x,y}$ and that combining chip-firing operations show the orders are multiplicative. We consider how this affects the number of times we fire each cycle.

Suppose there exists a base shape C with $|V(C)| = k_i$ such that there exists no other base shape with number of vertices equal to $t(k_i - 1) + 1$. In other words, there are no multiples of $k_i - 1$ in $\{(k_1 - 1), \dots, (k_n - 1)\}$. By Equation (1), there will not be a common factor of $k_i - 1$ in $\frac{|\mathcal{H}_{\{k_1-1, \dots, k_n-1\}}|}{|\delta_{x,y}|}$, which reduces to a/b . Hence, $\epsilon_{x,y}$ will not have order $(k_i - 1)|\delta_{x,y}|$ in this case.

On the contrary, suppose that there does exist such a cycle. Then $k_i - 1$ divides $\text{lcm}(k_1 - 1, \dots, k_{i-1} - 1, k_{i+1} - 1, \dots, k_n - 1)$. Thus, we can ignore this cycle and use the consequence in Remark 4.4 on the $n - 1$ other base shapes to prove that they will all be fired a coprime number of times. \square

In the following theorem we prove the orders of the minimal generating elements of the hinge graphs. Recall that for the hinge graphs with the same base shape, the number of factors in the direct sum of $K(G)$ and their size was determined entirely by the minimal generating set of divisors $\eta_{x,y,i}$. Furthermore, all of these divisors were of order $k - 1$. Here, we will show that such a set of divisors exists when the conditions for the theorem above hold.

In the case where all base shapes have identical numbers of vertices, we could take the minimal generating set to be $\eta_{x,y,i}$, where each i denotes a divisor on adjacent pairs of base shapes. A consequence of taking divisors on pairs of cycles is that we require two generating divisors to construct two factors in the structure of $K(G)$, and therefore we must look at adjacent subsets of size three of $\{k_i - 1\}$ for $i = 1, \dots, n$. This result is not generalizable, since the order in which each shape appears directly affects the calculated order of elements in the minimal generating set. For instance, by taking adjacent subsets of size three of the hinge graph $\mathcal{H}_{\{4,4,6,6,12,12\}}$ we obtain a different set of orders of generating elements than that of $\mathcal{H}_{\{4,4,12,12,6,6\}}$, despite the graphs being identical. To determine the correct orders, we must take the largest possible subsets of size three, and there must be $n - 2$ of them as with the identical base shape case, such as not to over count.

Theorem 4.6. *The $n - 2$ largest greatest common divisors of any three elements of $\{k_1 - 1, \dots, k_n - 1\}$ are the orders of the elements in the minimal generating set of the hinge graph.*

Proof. Consider the following: we begin with two of the same base shapes that are a subset of the larger graph, and we know $\eta_{x,y}$ is an element of order $k - 1$. To determine the next base shape with the smallest number of vertices such that the order remains $k - 1$, we add one vertex in between the nonzero vertex of $\eta_{x,y}$ and the shared edge. Consequently, the vertex of $\eta_{x,y}$ and the newly added vertex must both be fired $k - 2$ additional times. This is because with two copies of the same base shape, applying chip-firing operations to “push” $k - 1$ onto the shared edges always results in a $k - 2$ and 1 on the shared vertices, as seen in the leftmost diagram of Figure 12. Therefore, we fire each vertex in that path $k - 2$ more times to “push” the $k - 2$ assigned to the vertex one additional vertex further. This procedure is reminiscent of the proofs for many other divisors, involving utilization of Theorem 2.9 and multiplying the consecutive chip-firing process by $k - 2$.

Now that we have increased the number of times we fire the vertex of $\eta_{x,y}$ by $k - 2$, we must still be able to “push” the 1 through the base shape onto the other shared vertex. As with the procedure for identical base shapes, we must fire each successive vertex $k - 2, k - 3, \dots, k - k$ times. Firing the vertex of $\eta_{x,y}$ $k - 2$ times, and then firing the vertex between $\eta_{x,y}$ and the shared vertex

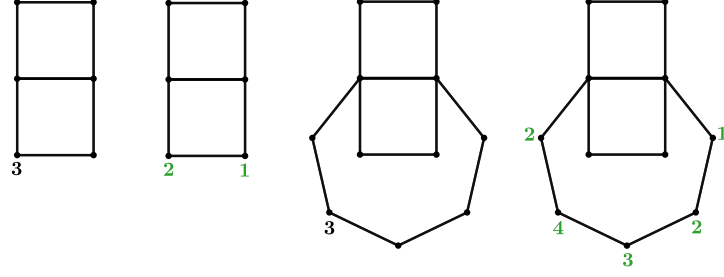


FIGURE 12. The process of finding the next smallest shape with a divisor of the same order. A vertex is added on the left path, and consequently $k - 2$ vertices are added to the right path. The firing procedure can be seen on the right.

$k - 2$ times results in no net change to the integer associated with this vertex, and this procedure still results in the same configuration. However, $k - 2$ additional vertices must also be added to the rest of the base shape (e.g., the right path in the rightmost diagram of Figure 12) such that the consecutive chip-firing approach can be applied and the 1 can migrate to the shared edge.

Note that we have added one vertex on one side of the base shape and consequently, added $k - 2$ vertices on the other side of the base shape. Thus, the total number of newly introduced vertices is $k - 1$. This is the least number of vertices that can be introduced, since we cannot add fractional numbers of vertices. Repeating this process for arbitrarily many base shapes an arbitrary number of times, we see that a base shape with number of vertices k_i is not necessary for a factor of order $k_i - 1$. As an example, the hinge graph consisting of two pentagons and a heptagon, $\mathcal{H}_{4,4,6}$, has a factor of order 2 by applying this procedure to all three base shapes, despite not having any triangle base shapes. Then, taking the greatest common divisor of elements a subset of size three of $\{k_1 - 1, \dots, k_n - 1\}$ provides a split factor in the critical group of that order.

Because the choice of subsets of size three from $\{k_1 - 1, \dots, k_n - 1\}$ is irrelevant in this construction, it suffices to choose the $n - 2$ largest greatest common divisors, since with a smaller collection we would obtain multiples of the generators of factors of the critical group, but not the generators themselves. \square

Of course, this procedure does not entirely rule out the possibility of larger factor orders with more complex choices of divisors. Instead, it extends the procedure which was successfully applied to the identical base shape case, and gives some insight into when we will see and will not see cyclic groups. For identical reasons as above though, we still have a lower bound for the rank of the group.

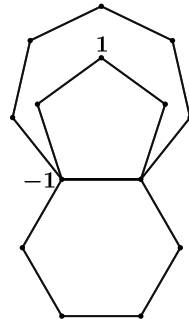


FIGURE 13. An example of the divisor produced by the second bullet of Conjecture 4.7 on $\mathcal{H}_{4,5,6}$. Note that 4, 6 is the only pair with greatest common divisor 2, so we have combined the structure of $\epsilon_{x,y}$ with $\eta_{x,y}$.

Derived from computational evidence, we pose the following conjecture.

Conjecture 4.7. *The quotient $|K(G)|/|\delta_{x,y}|$, equivalently a/b or the greatest common divisor of the set of products of $(n-1-t)$ tuples of k_i-1 , factors as the product of*

- *the least common multiple of $\{|\epsilon_{x,y,i}|/|\delta_{x,y}|\}$, for all $1 \leq i \leq n$,*
- *the product of the largest possible greatest common divisors of pairs of different cycles when it is not one of the k_i-1 s or 1, and*
- *the product of all orders of elements in the minimal generating set for the hinge graph.*

One observation to consider is that when more than two k_i-1 s do not have 1 or k_i-1 for any i as their greatest common divisor, then they are included in the orders of generating elements and not taken into account in the second bullet. Also, the second bullet corresponds to elements behaving similar to $\epsilon_{x,y}$, but in a different position. An example of this divisor can be seen in Figure 13.

The proof eludes us because delving into casework does not simplify the result. This conjecture would prove the complete structure of the critical group for hinge graphs with different base shapes, since the order of the largest factor would be the product of $|\delta_{x,y}|$ and the first two bullets, providing a strict upper bound on the number of factors in the critical group.

5. FURTHER DIRECTIONS

Here we provide some questions and problems that might be worth investigating.

- (1) Suppose the hinge graph is treated as an operation on graphs more generally. How is the critical group of an arbitrary graph affected by the hinge operation?
- (2) Describe the critical group structure of the cone over a hinge graph.
- (3) Can the number of arithmetical structures on hinge graphs be enumerated?
- (4) What can be said about the critical groups of directed hinge graphs? In particular, how does the critical group behave when all base shapes have the same orientation?

ACKNOWLEDGEMENTS

The authors thank Jackson Morrow for introducing them to one another. The authors also thank Dave Jensen and Nathan Kaplan for fruitful correspondence.

REFERENCES

1. Carlos A. Alfaro and Carlos E. Valencia, *On the sandpile group of the cone of a graph*, Linear Algebra Appl. **436** (2012), no. 5, 1154–1176.
2. Hua Bai, *On the critical group of the n -cube*, Linear Algebra Appl. **369** (2003), 251–261.
3. Ryan Becker and Darren B. Glass, *Cyclic critical groups of graphs*, Australas. J. Combin. **64** (2016), 366–375.
4. Andrew Berget, Andrew Manion, Molly Maxwell, Aaron Potechin, and Victor Reiner, *The critical group of a line graph*, Ann. Comb. **16** (2012), no. 3, 449–488.
5. Norman L. Biggs, *Chip-firing and the critical group of a graph*, J. Algebraic Combin. **9** (1999), no. 1, 25–45.
6. Morgan V. Brown, Jackson S. Morrow, and David Zureick-Brown, *Chip-firing groups of iterated cones*, Linear Algebra Appl. **556** (2018), 46–54.
7. Haiyan Chen and Bojan Mohar, *The sandpile group of polygon rings and twisted polygon rings*, Graphs Combin. **38** (2022), no. 4, Paper No. 113, 24.
8. Pingge Chen and Yaoping Hou, *On the sandpile group of $P_4 \times C_n$* , European J. Combin. **29** (2008), no. 2, 532–534.
9. Hans Christianson and Victor Reiner, *The critical group of a threshold graph*, Linear Algebra Appl. **349** (2002), 233–244.
10. Robert Cori and Dominique Rossin, *On the sandpile group of dual graphs*, European J. Combin. **21** (2000), no. 4, 447–459.

11. Scott Corry and David Perkinson, *Divisors and sandpiles*, American Mathematical Society, Providence, RI, 2018, An introduction to chip-firing. MR 3793659
12. Louis Gaudet, David Jensen, Dhruv Ranganathan, Nicholas Wawrykow, and Theodore Weisman, *Realization of groups with pairing as Jacobians of finite graphs*, Ann. Comb. **22** (2018), no. 4, 781–801. MR 3884756
13. Darren Glass and Nathan Kaplan, *Chip-firing games and critical groups*, A project-based guide to undergraduate research in mathematics—starting and sustaining accessible undergraduate research, Found. Undergrad. Res. Math., Birkhäuser/Springer, Cham, [2020] ©2020, pp. 107–152.
14. Yaoping Hou, Tiangang Lei, and Chingwah Woo, *On the sandpile group of the graph $K_3 \times C_n$* , Linear Algebra Appl. **428** (2008), no. 8-9, 1886–1898.
15. Brian Jacobson, Andrew Niedermaier, and Victor Reiner, *Critical groups for complete multipartite graphs and Cartesian products of complete graphs*, J. Graph Theory **44** (2003), no. 3, 231–250.
16. Caroline J. Klivans, *The mathematics of chip-firing*, Discrete Mathematics and its Applications (Boca Raton), CRC Press, Boca Raton, FL, 2019.
17. Lionel Levine, *The sandpile group of a tree*, European J. Combin. **30** (2009), no. 4, 1026–1035.
18. Hao Liang, Yong-Liang Pan, and Jian Wang, *The critical group of $K_m \times P_n$* , Linear Algebra Appl. **428** (2008), no. 11-12, 2723–2729.
19. Dino J. Lorenzini, *Arithmetical graphs*, Math. Ann. **285** (1989), no. 3, 481–501.
20. ———, *A finite group attached to the Laplacian of a graph*, Discrete Math. **91** (1991), no. 3, 277–282.
21. Russell Merris, *Unimodular equivalence of graphs*, Linear Algebra Appl. **173** (1992), 181–189.
22. Gregg Musiker, *The critical groups of a family of graphs and elliptic curves over finite fields*, J. Algebraic Combin. **30** (2009), no. 2, 255–276.
23. Xiaoling Shen and Yaoping Hou, *The sandpile group of a bilateral regular tree*, Australas. J. Combin. **51** (2011), 61–75.
24. Evelin Toumpakari, *On the sandpile group of regular trees*, European J. Combin. **28** (2007), no. 3, 822–842.
25. Jian Wang and Yong-Liang Pan, *The critical group of $C_4 \times C_n$* , Ars Combin. **96** (2010), 129–143.
26. Jian Wang, Yong Liang Pan, and Jun Ming Xu, *The critical group of $K_m \times C_n$* , Acta Math. Sin. (Engl. Ser.) **27** (2011), no. 1, 169–184.
27. Yufang Zhou and Haiyan Chen, *The sandpile group of a family of nearly complete graphs*, Bull. Malays. Math. Sci. Soc. **44** (2021), no. 2, 625–637.

DEPARTMENT OF MATHEMATICS, UNIVERSITY OF CALIFORNIA, BERKELEY
 Email address: arenmatinian@berkeley.edu

DEPARTMENT OF MATHEMATICS, UNIVERSITY OF CALIFORNIA, BERKELEY, [HTTPS://MATH.BERKELEY.EDU/~VINDAS](https://math.berkeley.edu/~vindas)
 Email address: andres.vindas@berkeley.edu