

# Learning-Based Adaptive Optimal Control of Linear Time-Delay Systems: A Policy Iteration Approach

Leilei Cui, Bo Pang and Zhong-Ping Jiang, *Fellow, IEEE*

**Abstract**—This paper studies the adaptive optimal control problem for a class of linear time-delay systems described by delay differential equations (DDEs). A crucial strategy is to take advantage of recent developments in reinforcement learning and adaptive dynamic programming and develop novel methods to learn adaptive optimal controllers from finite samples of input and state data. In this paper, the data-driven policy iteration (PI) is proposed to solve the infinite-dimensional algebraic Riccati equation (ARE) iteratively in the absence of exact model knowledge. Interestingly, the proposed recursive PI algorithm is new in the present context of continuous-time time-delay systems, even when the model knowledge is assumed known. The efficacy of the proposed learning-based control methods is validated by means of practical applications arising from metal cutting and autonomous driving.

**Index Terms**—Adaptive dynamic programming (ADP), optimal control, linear time-delay systems, policy iteration.

## I. INTRODUCTION

Time-delay systems have attracted considerable attention, in large part because they are ubiquitous in many branches of science and engineering; see the books [1]–[3] for many references and examples. Recently, many theoretical results are developed for time-delay systems, such as input-to-state stability of time-delay systems [4], [5], robust  $H_\infty$  control of distributed delay systems [6], stabilization of large-scale stochastic systems with time delays [7], and stability analysis of systems with time-varying delay [8]–[10]. Examples of time-delay systems are in transportation [11], [12], biological motor control [13], network-based control [14], communication networks [15], multi-agent systems [16], [17], and heating systems [18]. It is thus not surprising that the optimal control problem of time-delay systems has been a fundamentally important, yet challenging, research topic in control theory for several decades. For instance, for a linear time-varying system with time-delay, Eller *et al.* [19] proposed a first solution to the finite-horizon linear quadratic (LQ) optimal control problem. Ross *et al.* [20], [21] presented a linear control law to solve the infinite horizon LQ optimal control problem for a class of linear time-delay systems. In these papers, in order to calculate the desired optimal control law, the certain infinite-dimensional Riccati equations have to be solved. For this problem, many algorithms have been developed [22]–[24]. However, an accurate model of the time-delay system

is required for these algorithms, and in reality, it is difficult to derive an exact model due to the complexity of the system and the inevitable system uncertainties. Therefore, developing a model-free optimal control approach for time-delay systems is a timely research topic of both theoretical importance and practical relevance that requires further investigation. Recent progresses and successes in reinforcement learning (RL) provide an opportunity to advance the state of the art in the area of adaptive optimal control of time-delay systems.

RL is an important branch of machine learning and is aimed at maximizing (or minimizing) the cumulative reward (or cost) through continuous agent-environment interactions and exploration of policies. Under the RL framework, an agent is capable of learning an optimal policy (controller) when the environment is even unknown. A notable example of recent success is the development of advanced deep RL algorithms in the game of GO and many video games [25], [26], that have achieved human-level intelligence leading to widespread attention from academia and industry. Despite these successes, traditional RL has some fundamental limitations. For example, it often assumes that the environment is depicted by Markov decision processes and discrete-time systems with finite or countable state-action space. Often, the stability aspect of the learned controller by RL is not guaranteed. For many systems described by differential equations, such as autonomous vehicles and quadrupedal robots, the state and action spaces are infinite and the stability of the controller generated by an RL algorithm is innegligible. Therefore, for these safety-critical engineering systems, conventional RL is not directly applicable to learning stable optimal controllers from data, which has motivated the development of adaptive dynamic programming [27], [28]. In contrast with conventional RL, the purpose of continuous-time ADP is aimed at addressing decision making problems for dynamical systems described by differential equations, of which both the state and action spaces are continuous, and it is theoretically shown that at each iteration of ADP, a stable sub-optimal controller with improved performance can be obtained. Besides, the sequence of these sub-optimal controllers converges to the optimal one [27]. Therefore, with these advantages over conventional RL, ADP has been applied in various fields, including autonomous driving [29], transportation [12], and robotics [30], where the safety of these systems plays a pivotal role.

Recently, based on the ADP technique, both the policy iteration (PI) and value iteration (VI) approaches are developed for various important classes of linear/nonlinear/periodic dynamical systems and for optimal stabilization, tracking and output regulation problems [31]–[36]. However, a systematic

\*This work is supported partly by the National Science Foundation under Grant EPCN-1903781.

L. Cui, B. Pang, and Z. P. Jiang are with the Control and Networks Lab, Department of Electrical and Computer Engineering, Tandon School of Engineering, New York University, Brooklyn, NY 11201, USA (e-mail: l.cui@nyu.edu; bo.pang@nyu.edu; zjiang@nyu.edu).

ADP approach to adaptive optimal control of continuous-time time-delay systems is lacking, due to the infinite-dimensional nature of these systems. In [37], although the model-free data-driven control for continuous time-delay systems is studied, discretization and/or linearization techniques are applied to transfer the infinite-dimensional system to a finite-dimensional delay-free system with augmented states, which leads to an approximate model. In [12], [38]–[44], ADP for discrete-time systems with time delays is studied. Due to the finite dimensionality of discrete-time systems with time delays, these proposed ADP methods are not applicable to continuous time-delay systems. In [45], [46], ADP technique is applied for both linear and nonlinear systems with time delay, but as mentioned in [45, Remark 9.1], the integral term is not included in the design of ADP controller to avoid solving the ARE in infinite-dimensional space. As a consequence, the resulting controller can only stabilize the system without achieving optimality. Technically, there are several obstacles in the generalization of ADP to time-delay systems. Firstly, for an infinite-dimensional system, optimality properties are hard to analyze, because the corresponding ARE is complex partial differential equations (PDEs). Secondly, stability analysis and controller design for a time-delay system are much more challenging than the corresponding ones in the finite-dimensional system setting. Therefore, the model-free optimal control for a continuous time-delay system remains an open problem.

In this paper, in the absence of the precise knowledge of system dynamics, a novel data-driven PI approach for continuous linear time-delay systems are proposed based on ADP. The contributions of this paper are as follows. Firstly, inspired by Kleinman's model-based PI algorithm for delay-free linear systems [47], a new model-based PI algorithm is proposed for a class of linear time-delay systems. Given an admissible initial controller, both the stability of the updated sub-optimal controller at each iteration and the convergence of the sequence of learned controllers to the (unknown) optimal controller are proved theoretically. It is worth pointing out that different from delay-free systems, due to the infinite dimensionality, both the value function and the control law for the linear time-delay systems are functional of the system's state, which in consequence increases the difficulty to design the PI algorithm. Secondly, based on the aforementioned model-based PI, this paper contributes a data-driven PI approach to adaptive optimal controller design using only the data measured along the trajectories of the system.

The rest of this paper is organized as follows. Section II introduces the class of linear time-delay systems and formulates the adaptive optimal control problem to be addressed in the paper. Section III proposes a model-based PI approach to iteratively solve the LQ optimal control problem for linear time-delay systems. In Section IV, based on the theoretical result of the previous section, a data-driven PI approach is proposed, and the convergence property of the algorithm is analyzed. Section V illustrates the proposed data-driven PI approach by means of two practical examples. Finally, some concluding remarks are drawn in Section VI.

*Notations:* In this paper,  $\mathbb{R}$  denotes the set of real numbers,  $\mathbb{R}_+$  denotes the set of nonnegative real numbers, and  $\mathbb{N}_+$

denotes the set of positive integers.  $|\cdot|$  denotes the Euclidean norm of a vector or Frobenius norm of a matrix.  $\|\cdot\|_\infty$  denotes the supremum norm of a function.  $\mathcal{C}^0(X, Y)$  denotes the class of continuous functions from the linear space  $X$  to the linear space  $Y$ , respectively.  $\mathcal{AC}([-\tau, 0], \mathbb{R}^n)$  denotes the class of absolutely continuous functions.  $\frac{df}{d\theta}(\cdot)$  denotes the function which is the derivative of the function  $f$ .  $\oplus$  denotes the direct sum.  $L_i([-\tau, 0], \mathbb{R}^n)$  denotes the space of measurable functions for which the  $i$ th power of the Euclidean norm is Lebesgue integrable,  $\mathcal{M}_2 = \mathbb{R}^n \oplus L_2([-\tau, 0], \mathbb{R}^n)$ , and  $\mathcal{D} = \left\{ \begin{bmatrix} r \\ f(\cdot) \end{bmatrix} \in \mathcal{M}_2 : f \in \mathcal{AC}, \frac{df}{d\theta}(\cdot) \in L_2, \text{ and } f(0) = r \right\}$ .  $\langle \cdot, \cdot \rangle$  denotes the inner product in  $\mathcal{M}_2$ , i.e.  $\langle z_1, z_2 \rangle = r_1^\top r_2 + \int_{-\tau}^0 f_1^\top(\theta) f_2(\theta) d\theta$ , where  $z_i = [r_i, f_i(\cdot)]^\top$  for  $i = 1, 2$ .  $\mathcal{L}(X)$  and  $\mathcal{L}(X, Y)$  denote the class of continuous bounded linear operators from  $X$  to  $X$  and from  $X$  to  $Y$  respectively.  $\otimes$  denotes the Kronecker product.  $\text{vec}(A) = [a_1^\top, a_2^\top, \dots, a_n^\top]^\top$ , where  $A \in \mathbb{R}^{n \times n}$  and  $a_i$  is the  $i$ th column of  $A$ . For a symmetric matrix  $P \in \mathbb{R}^{n \times n}$ ,  $\text{vecs}(P) = [p_{11}, 2p_{12}, \dots, 2p_{1n}, p_{22}, 2p_{23}, \dots, 2p_{(n-1)n}, p_{nn}]^\top$ ,  $\text{vecu}(P) = [2p_{12}, \dots, 2p_{1n}, 2p_{23}, \dots, 2p_{(n-1)n}]^\top$ , and  $\text{diag}(P) = [p_{11}, p_{22}, \dots, p_{nn}]^\top$ . For two arbitrary vectors  $\nu, \mu \in \mathbb{R}^n$ ,  $\text{vecd}(\nu, \mu) = [\nu_1\mu_1, \dots, \nu_n\mu_n]^\top$ ,  $\text{vecv}(\nu) = [\nu_1^2, \nu_1\nu_2, \dots, \nu_1\nu_n, \nu_2^2, \dots, \nu_{n-1}\nu_n, \nu_n^2]^\top$ ,  $\text{vecp}(\nu, \mu) = [\nu_1\mu_2, \dots, \nu_1\mu_n, \nu_2\mu_3, \dots, \nu_{n-1}\mu_n]^\top$ .  $[a]_{i \sim j}$  denotes the sub-vector of the vector  $a$  comprised of the entries between the  $i$ th and  $j$ th entries.  $A^\dagger$  denotes the Moore-Penrose inverse of matrix  $A$ .

## II. PROBLEM FORMULATION AND PRELIMINARIES

### A. Problem Formulation

Consider a linear time-delay system

$$\dot{x}(t) = Ax(t) + A_d x(t - \tau) + Bu(t), \quad (1)$$

where  $\tau \in \mathbb{R}_+$  denotes the delay of the system and is assumed to be constant and known,  $x(t) \in \mathbb{R}^n$ ,  $u(t) \in \mathbb{R}^m$ .  $A, A_d \in \mathbb{R}^{n \times n}$  and  $B \in \mathbb{R}^{n \times m}$  are unknown constant matrices. Let  $x_t(\theta) = x(t + \theta)$ ,  $\forall \theta \in [-\tau, 0]$  denote a segment of the state trajectory in the interval  $[t - \tau, t]$ . Due to the infinite dimensionality of the system (1), the state of the system is  $z(t) = [x^\top(t), x_t^\top(\cdot)]^\top \in \mathcal{M}_2$ . Define the linear operators  $\mathbf{A} \in \mathcal{L}(\mathcal{M}_2)$ ,  $\mathbf{B} \in \mathcal{L}(\mathbb{R}^m, \mathcal{M}_2)$  as  $\mathbf{A}z(t) = \begin{bmatrix} Ax(t) + A_d x_t(-\tau) \\ \frac{dx_t}{d\theta}(\cdot) \end{bmatrix}$  and  $\mathbf{B}u(t) = \begin{bmatrix} Bu(t) \\ 0 \end{bmatrix}$ , where  $\frac{dx_t}{d\theta}(\cdot)$  denotes the derivative of  $x_t(\theta)$  with respect to  $\theta$ . Then, according to [48, Theorem 2.4.6], (1) can be rewritten as

$$\dot{z}(t) = \mathbf{A}z(t) + \mathbf{B}u(t), \quad (2)$$

with the domain of  $\mathbf{A}$  given by  $\mathcal{D}$ . Let  $z_0 = \begin{bmatrix} x(0) \\ x_0(\cdot) \end{bmatrix} \in \mathcal{D}$  denote the initial state of the system (2). The performance index of (1) is

$$\begin{aligned} J(x_0, u) &= \int_0^\infty x(t)^\top Q x(t) + u(t)^\top R u(t) dt \\ &= \int_0^\infty \langle z(t), \mathbf{Q}z(t) \rangle + u(t)^\top R u(t) dt, \end{aligned} \quad (3)$$

where  $R^\top = R > 0$ ,  $Q^\top = Q \geq 0$ , and  $\mathbf{Q} = \begin{bmatrix} Q \\ \mathbf{0} \end{bmatrix} \in \mathcal{L}(\mathcal{M}_2)$  is symmetric [49, Chapter 6] and non-negative [49, Definition 6.3.1].

**Definition 1 :** For the system (1), a control policy  $u_c(x_t) : \mathcal{D} \rightarrow \mathbb{R}^m$  is called admissible with respect to (3), if the linear time-delay system (1) with  $u = u_c(x_t)$  is globally asymptotically stable (GAS) at the origin [50, Definition 1.1], and the performance index (3) is finite for all  $z_0 \in \mathcal{D}$ .

**Assumption 1.** The system (1) with the output  $y(t) = Q^{\frac{1}{2}}x(t)$  is exponentially stabilizable and detectable, which are defined in [48, Definition 5.2.1] and can be checked according to [48, Theorem 5.2.12].

**Remark 1.** Assumption 1 is a standard prerequisite for LQ optimal control of system (1) to ensure the existence of a stabilizing solution [48], [51].

Given the aforementioned assumption, the problems to be studied in this paper can be formulated as follows.

**Problem 1.** Given an initial admissible controller  $u_1(x_t) = -K_{0,1}x(t) - \int_{-\tau}^0 K_{1,1}(\theta)x_t(\theta)d\theta$ , and without knowing the dynamics of the system (1), design a PI-based ADP algorithm to find approximations of the optimal controller which can minimize (3) using only the input-state data measured along the trajectories of the system.

### B. Optimality and Stability

For a linear system without time delay, i.e.  $A_d = 0$  in (1), one can calculate the optimal controller by solving the ARE as discovered by Kalman [52]. Correspondingly, for the linear time-delay system (1), the sufficient condition for a model-based solution to the optimal control problem is stated as follows.

**Lemma 1** ([20], [53]). For system (1) with Assumption 1,

$$\begin{aligned} u^*(x_t) &= -K_0^*x(t) - \int_{-\tau}^0 K_1^*(\theta)x_t(\theta)d\theta \\ &= -R^{-1}B^\top P_0^*x(t) - \int_{-\tau}^0 R^{-1}B^\top P_1^*(\theta)x_t(\theta)d\theta \end{aligned} \quad (4)$$

is the optimal controller minimizing the cost (3), and the corresponding minimal performance index is

$$\begin{aligned} V^*(x_0) &= x^\top(0)P_0^*x(0) + 2x^\top(0) \int_{-\tau}^0 P_1^*(\theta)x_0(\theta)d\theta \\ &\quad + \int_{-\tau}^0 \int_{-\tau}^0 x_0^\top(\xi)P_2^*(\xi, \theta)x_0(\theta)d\xi d\theta, \end{aligned} \quad (5)$$

where  $P_0^* = P_0^{*\top} > 0$ ,  $P_1^*(\theta)$ , and  $P_2^{*\top}(\theta, \xi) = P_2^*(\xi, \theta)$  for

$\theta, \xi \in [-\tau, 0]$  are the unique solution to the following PDEs

$$\begin{aligned} A^\top P_0^* + P_0^*A - P_0^*BR^{-1}B^\top P_0^* \\ + P_1^{*\top}(0) + P_1^*(0) + Q &= 0, \\ \frac{dP_1^*(\theta)}{d\theta} &= (A^\top - P_0^*BR^{-1}B^\top)P_1^*(\theta) + P_2^*(0, \theta), \\ \partial_\xi P_2^*(\xi, \theta) + \partial_\theta P_2^*(\xi, \theta) &= -P_1^{*\top}(\xi)BR^{-1}B^\top P_1^*(\theta), \\ P_1^*(-\tau) &= P_0^*A_d, \\ P_2^*(-\tau, \theta) &= A_d^\top P_1^*(\theta). \end{aligned} \quad (6)$$

According to [48, Theorem 6.2.7], the time-delay system (1) in closed-loop with  $u^*$  is exponentially stable at the origin.

### III. MODEL-BASED POLICY ITERATION

According to Lemma 1, if (6) can be solved, the optimal controller is obtained. However, due to the non-linearity with respect to  $P_0^*$ ,  $P_1^*$  and  $P_2^*$ , it is difficult to solve (6) directly. Therefore, the model-based PI algorithm is proposed to simplify the process of solving (6).

Given an admissible controller  $u_1(x_t) = -K_{0,1}x(t) - \int_{-\tau}^0 K_{1,1}(\theta)x_t(\theta)d\theta$ , the model-based PI algorithm for system (1) is proposed as follows.

- 1) *Policy Evaluation:* For  $i \in \mathbb{N}_+$ , and  $\xi, \theta \in [-\tau, 0]$ , calculate  $P_{0,i} = P_{0,i}^\top > 0$ ,  $P_{1,i}(\theta)$ , and  $P_{2,i}^\top(\theta, \xi) = P_{2,i}(\xi, \theta)$  by solving the following PDEs,

$$\begin{aligned} A_i^\top P_{0,i} + P_{0,i}A_i + Q_i + P_{1,i}(0) + P_{1,i}^\top(0) &= 0, \\ \frac{dP_{1,i}(\theta)}{d\theta} &= A_i^\top P_{1,i}(\theta) - P_{0,i}BK_{1,i}(\theta) \\ &\quad + K_{0,i}^\top RK_{1,i}(\theta) + P_{2,i}(0, \theta), \\ \partial_\xi P_{2,i}(\xi, \theta) + \partial_\theta P_{2,i}(\xi, \theta) &= K_{1,i}^\top(\xi)RK_{1,i}(\theta) \\ &\quad - 2K_{1,i}^\top(\xi)B^\top P_{1,i}(\theta), \end{aligned} \quad (7)$$

$$P_{1,i}(-\tau) = P_{0,i}A_d,$$

$$P_{2,i}(-\tau, \theta) = A_d^\top P_{1,i}(\theta),$$

where  $A_i = (A - BK_{0,i})$  and  $Q_i = Q + K_{0,i}^\top RK_{0,i}$ .

- 2) *Policy Improvement:* Update the policy  $u_{i+1}$  by

$$\begin{aligned} u_{i+1}(x_t) &= -K_{0,i+1}x(t) - \int_{-\tau}^0 K_{1,i+1}(\theta)x_t(\theta)d\theta \\ &= -R^{-1}B^\top P_{0,i}x(t) - \int_{-\tau}^0 R^{-1}B^\top P_{1,i}(\theta)x_t(\theta)d\theta. \end{aligned} \quad (8)$$

The policy evaluation calculates the value functional  $V_i(x_0) = J(x_0, u_i)$ , which is expressed as

$$\begin{aligned} V_i(x_0) &= x^\top(0)P_{0,i}x(0) + 2x^\top(0) \int_{-\tau}^0 P_{1,i}(\theta)x_0(\theta)d\theta \\ &\quad + \int_{-\tau}^0 \int_{-\tau}^0 x_0^\top(\xi)P_{2,i}(\xi, \theta)x_0(\theta)d\xi d\theta. \end{aligned} \quad (9)$$

By policy improvement, the value functional is monotonically decreasing ( $V_{i+1}(x_0) \leq V_i(x_0)$ ), and converges to the optimal value functional  $V^*(x_0)$ . Correspondingly,  $P_{0,i}$ ,  $P_{1,i}(\theta)$  and  $P_{2,i}(\xi, \theta)$  converge to the optimal solutions  $P_0^*$ ,  $P_1^*(\theta)$  and  $P_2^*(\xi, \theta)$ , respectively. The convergence of the model-based PI algorithm is rigorously demonstrated in Theorem 3. Before stating Theorem 3, we first introduce Lemma 2 which is

instrumental for the proof of Theorem 3. With the help of Lemma 2, if the cost  $J(x_0, u_L)$  for a linear controller  $u_L$  is finite, the closed-loop system with  $u_L$  is globally exponentially stable. Consequently,  $u_L$  is admissible.

**Lemma 2.** *Consider the linear time-delay system (1) under Assumption 1. If the linear controller  $u_L(x_t) = -\mathbf{K}z(t)$  satisfies  $J(x_0, u_L) < \infty$  for any  $z_0 \in \mathcal{D}$ , where  $\mathbf{K} \in \mathcal{L}(\mathcal{M}_2, \mathbb{R}^m)$ , then the closed-loop system with  $u_L$  is globally exponentially stable at the origin.*

*Proof.* Define  $\mathbf{C} = [Q^{\frac{1}{2}}, \mathbf{0}] \in \mathcal{L}(\mathcal{M}_2, \mathbb{R}^n)$ , and then  $y(t) = Q^{\frac{1}{2}}x(t) = \mathbf{C}z(t)$ . Due to the exponential detectability of  $(\mathbf{A}, \mathbf{C})$ , there exists  $\mathbf{F} \in \mathcal{L}(\mathbb{R}^n, \mathcal{M}_2)$ , such that  $\mathbf{A} - \mathbf{F}\mathbf{C}$  is exponentially stable. Define  $\mathbf{T}_{BK}(t)$  and  $\mathbf{T}_{FC}(t)$  as the semi-groups for  $\mathbf{A} - \mathbf{B}\mathbf{K}$  and  $\mathbf{A} - \mathbf{F}\mathbf{C}$  respectively.  $J(x_0, u_L) < \infty$  implies that

$$\begin{aligned} \int_0^\infty |\mathbf{C}\mathbf{T}_{BK}(t)z_0|^2 dt &< \infty, \\ \int_0^\infty |R^{\frac{1}{2}}\mathbf{K}\mathbf{T}_{BK}(t)z_0|^2 dt &< \infty. \end{aligned} \quad (11)$$

According to [48, Theorem 3.2.1], we have

$$\begin{aligned} \mathbf{T}_{BK}(t)z_0 &= \mathbf{T}_{FC}(t)z_0 + \\ &\int_0^t \mathbf{T}_{FC}(t-w)(\mathbf{F}\mathbf{C} - \mathbf{B}\mathbf{K})\mathbf{T}_{BK}(w)z_0 dw. \end{aligned} \quad (12)$$

Taking norm of the above equation yields

$$\begin{aligned} \|\mathbf{T}_{BK}(t)z_0\| &\leq \|\mathbf{T}_{FC}(t)z_0\| + \int_0^t \|\mathbf{T}_{FC}(t-w)\| \|\mathbf{F}\| \\ &|\mathbf{C}\mathbf{T}_{BK}(w)z_0| + \|\mathbf{B}R^{-\frac{1}{2}}\| \|R^{\frac{1}{2}}\mathbf{K}\mathbf{T}_{BK}(w)z_0\| dw. \end{aligned} \quad (13)$$

By (11),  $|\mathbf{C}\mathbf{T}_{BK}(\cdot)z_0|, |R^{\frac{1}{2}}\mathbf{K}\mathbf{T}_{BK}(\cdot)z_0| \in L_2([0, \infty), \mathbb{R})$ . Furthermore, since  $\mathbf{T}_{FC}(t)$  is exponentially stable,  $\|\mathbf{T}_{FC}(\cdot)\| \in L_1([0, \infty), \mathbb{R}) \cap L_2([0, \infty), \mathbb{R})$ . Hence, according to [48, Lemma A6.6],  $\|\mathbf{T}_{BK}(\cdot)z_0\| \in L_2([0, \infty), \mathbb{R})$ , which implies that  $\mathbf{T}_{BK}(t)$  is globally exponentially stable [48, Lemma 5.1.2].  $\square$

**Theorem 1.** *Given the admissible control  $u_1(x_t)$ , for  $P_{0,i}, P_{1,i}(\theta), P_{2,i}(\xi, \theta)$ , and  $u_{i+1}(x_t)$  obtained by solving (7) and (8), and for all  $i \in \mathbb{N}_+$ , the following properties hold.*

- 1)  $V^*(x_0) \leq V_{i+1}(x_0) \leq V_i(x_0)$ ;
- 2)  $u_{i+1}(x_t)$  is admissible;
- 3)  $V_i(x_0)$  and  $u_i(x_t)$  converge to  $V^*(x_0)$  and  $u^*(x_t)$  respectively.

*Proof.* Along the trajectories of (1),  $\dot{V}_i(x_t)$  is derived in (10). In detail, (10b) is derived by partial integration and the fact that  $\frac{d}{dt}x(t+\theta) = \frac{d}{d\theta}x(t+\theta) = \frac{d}{d\xi}x(t+\xi)$ , (10c) is derived by combining the similar items and the fact that  $P_{2,1}^\top(\xi, \theta) = P_{2,1}(\theta, \xi)$ , (10d) is derived by plugging (7) into (10c), and (10e) is derived by substituting the expression of  $u_i$  and (8) into (10d). The properties 1) and 2) are proved by induction.

When  $i = 1$  and system (1) is driven by the admissible control  $u_1(x_t)$ , according to (10), we have

$$\dot{V}_1(x_t) = -x^\top Qx - u_1^\top Ru_1. \quad (14)$$

$$\begin{aligned} \dot{V}_i(x_t) &= (Ax(t) + A_d x(t-\tau) + Bu(t))^\top P_{0,i}x(t) + x^\top(t)P_{0,i}(Ax(t) + A_d x(t-\tau) + Bu(t)) \\ &+ 2(Ax(t) + A_d x(t-\tau) + Bu(t))^\top \int_{-\tau}^0 P_{1,i}(\theta)x_t(\theta)d\theta + 2x^\top(t) \int_{-\tau}^0 P_{1,i}(\theta) \frac{d}{dt}x(t+\theta)d\theta \\ &+ \int_{-\tau}^0 \int_{-\tau}^0 \frac{d}{dt}x^\top(t+\xi)P_{2,i}(\xi, \theta)x(\theta)d\xi d\theta + \int_{-\tau}^0 \int_{-\tau}^0 x_t^\top(\xi)P_{2,i}(\xi, \theta) \frac{d}{dt}x(t+\theta)d\xi d\theta, \end{aligned} \quad (10a)$$

$$\begin{aligned} &= x^\top(t)(A^\top P_{0,i} + P_{0,i}A)x(t) + 2x^\top(t)P_{0,i}A_d x(t-\tau) + 2x^\top(t)P_{0,i}Bu(t) \\ &+ 2(Ax(t) + A_d x(t-\tau) + Bu(t))^\top \int_{-\tau}^0 P_{1,i}(\theta)x_t(\theta)d\theta + 2x^\top(t)P_{1,i}(\theta)x_t(\theta)|_{\theta=-\tau}^0 - 2x^\top(t) \int_{-\tau}^0 \frac{d}{d\theta}(P_{1,i}(\theta))x_t(\theta)d\theta \\ &+ \int_{-\tau}^0 x_t^\top(\xi)P_{2,i}(\xi, \theta)x_t(\theta)d\theta|_{\xi=-\tau}^0 - \int_{-\tau}^0 \int_{-\tau}^0 x_t^\top(\xi)\partial_\xi P_{2,i}(\xi, \theta)x(\theta)d\xi d\theta \\ &+ \int_{-\tau}^0 x_t^\top(\xi)P_{2,i}(\xi, \theta)x_t(\theta)d\xi|_{\theta=-\tau}^0 - \int_{-\tau}^0 \int_{-\tau}^0 x_t^\top(\xi)\partial_\theta P_{2,i}(\xi, \theta)x_t(\theta)d\theta d\xi \end{aligned} \quad (10b)$$

$$\begin{aligned} &= x^\top(t)(A^\top P_{0,i} + P_{0,i}A + P_{1,i}(0) + P_{1,i}^\top(0))x(t) + 2x^\top(t)(P_{0,i}A_d - P_{1,i}(-\tau))x(t-\tau) \\ &+ 2x^\top(t) \int_{-\tau}^0 \left( A^\top P_{1,i}(\theta) - \frac{d}{d\theta}P_{1,i}(\theta) + P_{2,i}(0, \theta) \right) x_t(\theta)d\theta + 2x^\top(t-\tau) \int_{-\tau}^0 \left( A_d^\top P_{1,i}(\theta) - P_{2,i}(-\tau, \theta) \right) x_t(\theta)d\theta \\ &- \int_{-\tau}^0 \int_{-\tau}^0 x_t^\top(\xi) (\partial_\theta P_{2,i}(\xi, \theta) + \partial_\xi P_{2,i}(\xi, \theta)) x_t(\theta)d\xi d\theta + 2u^\top(t)B^\top P_{0,i}x(t) + 2u^\top(t) \int_{-\tau}^0 B^\top P_{1,i}(\theta)x_t(\theta)d\theta, \end{aligned} \quad (10c)$$

$$\begin{aligned} &= x^\top(t)(-Q_i + K_{0,i}^\top B^\top P_{0,i} + P_{0,i}BK_{0,i})x(t) + 2x^\top(t) \int_{-\tau}^0 \left( K_{0,i}^\top B^\top P_{1,i}(\theta) + P_{0,i}BK_{1,i}(\theta) - K_{0,i}^\top RK_{1,i}(\theta) \right) x_t(\theta)d\theta \\ &- \int_{-\tau}^0 \int_{-\tau}^0 x_t^\top(\xi) \left( K_{1,i}^\top(\xi)RK_{1,i}(\theta) - 2K_{1,i}^\top(\xi)B^\top P_{1,i}(\theta) \right) x_t(\theta)d\xi d\theta + 2u^\top(t) \left( B^\top P_{0,i}x(t) + \int_{-\tau}^0 B^\top P_{1,i}(\theta)x_t(\theta)d\theta \right) \end{aligned} \quad (10d)$$

$$= -x^\top Qx - u_i^\top Ru_i + 2u_{i+1}^\top Ru_i - 2u^\top Ru_{i+1}. \quad (10e)$$

Since  $u_1$  is admissible,  $x(\infty) = 0$ , and integrating (14) from 0 to  $\infty$  yields

$$\begin{aligned} V_1(x_0) &= \int_0^\infty x^\top(t)Qx(t) + u_1^\top(t)Ru_1(t)dt \\ &= J(x_0, u_1) < \infty. \end{aligned} \quad (15)$$

Along the trajectories of (1) driven by  $u_2(x_t)$ , by (10), we have

$$\begin{aligned} \dot{V}_1(x_t) &= -x^\top Qx - u_1^\top Ru_1 - 2u_2^\top R(u_2 - u_1) \\ &= -x^\top Qx - u_2^\top Ru_2 - (u_2 - u_1)^\top R(u_2 - u_1). \end{aligned} \quad (16)$$

Integrating both sides of (16) from 0 to  $\infty$  yields

$$\begin{aligned} J(x_0, u_2) &= V_1(x_0) - V_1(x_\infty) - \int_0^\infty (u_2 - u_1)^\top R(u_2 - u_1)dt \\ &\leq V_1(x_0) < \infty \end{aligned} \quad (17)$$

Since  $J(x_0, u_2)$  is finite, by Lemma 2,  $u_2$  is a globally exponentially stabilizing controller. Consequently, by Definition 1,  $u_2$  is admissible. By (10), when system (1) is driven by  $u_2$ ,

$$\dot{V}_2(x_t) = -x^\top Qx - u_2^\top Ru_2. \quad (18)$$

Since  $u_2$  is admissible, integrating (18) from 0 to  $\infty$ , we have  $J(x_0, u_2) = V_2(x_0)$ . Therefore, from (17), we have  $V_2(x_0) \leq V_1(x_0)$ .

When  $i > 1$ , assume 1) and 2) hold. When system (1) is driven by  $u_i$ , the expression of  $\dot{V}_i(x_t)$  is

$$\dot{V}_i(x_t) = -x^\top Qx - u_i^\top Ru_i. \quad (19)$$

Noting the fact that  $u_i$  is admissible and integrating (19) from 0 to  $\infty$ , we have

$$\begin{aligned} V_i(x_0) &= \int_0^\infty x^\top(t)Qx(t) + u_i^\top(t)Ru_i(t)dt \\ &= J(x_0, u_i) < \infty. \end{aligned} \quad (20)$$

By (10), along the state trajectories of (1) driven by  $u_{i+1}$ ,

$$\begin{aligned} \dot{V}_i(x_t) &= -x^\top Qx - u_{i+1}^\top Ru_{i+1} \\ &\quad - (u_{i+1} - u_i)^\top R(u_{i+1} - u_i). \end{aligned} \quad (21)$$

Integrating both sides of (21) from 0 to  $\infty$  yields

$$\begin{aligned} J(x_0, u_{i+1}) &= V_i(x_0) - V_i(x_\infty) \\ &\quad - \int_0^\infty (u_{i+1} - u_i)^\top R(u_{i+1} - u_i)dt \leq V_i(x_0) < \infty. \end{aligned} \quad (22)$$

Since the cost of  $u_{i+1}$  is finite, by Lemma 2,  $u_{i+1}$  is a globally exponentially stabilizing controller. Consequently, by Definition 1,  $u_{i+1}$  is admissible. Along the state trajectories of system (1) driven by  $u_{i+1}$ , by (10),

$$\dot{V}_{i+1}(x_t) = -x^\top Qx - u_{i+1}^\top Ru_{i+1}. \quad (23)$$

Since  $u_{i+1}$  is admissible, integrating (23) from 0 to  $\infty$  yields  $V_{i+1}(x_0) = J(x_0, u_{i+1})$ . Hence,  $V_{i+1}(x_0) \leq V_i(x_0)$  is obtained by (22). Furthermore, since  $V^*(x_0) = J(x_0, u^*)$  is the minimal value of the performance index by Lemma 1, for any  $i \in \mathbb{N}_+$ ,  $V^*(x_0) \leq V_i(x_0)$ . Therefore, the proof of 1) and 2) is completed by induction.

With the model-based PI algorithm (7) and (8), we have

$$V^*(x_0) \leq \dots \leq V_i(x_0) \leq \dots \leq V_1(x_0). \quad (24)$$

Define  $\mathbf{P}_i \in \mathcal{L}(\mathcal{M}_2)$ , such that for any  $z_0 = \begin{bmatrix} x_0(0) \\ x_0(\cdot) \end{bmatrix} \in \mathcal{D}$ ,  $\mathbf{P}_i z_0$  can be expressed as

$$\mathbf{P}_i z_0 = \begin{bmatrix} P_{0,i}x(0) + \int_{-\tau}^0 P_{1,i}(\theta)x_0(\theta)d\theta \\ \int_{-\tau}^0 P_{2,i}(\cdot, \theta)x_0(\theta)d\theta + P_{1,i}^\top(\cdot)x(0) \end{bmatrix}. \quad (25)$$

It is easy to check that  $\mathbf{P}_i$  is symmetric, positive semi-definite, and  $V_i(x_0) = \langle z_0, \mathbf{P}_i z_0 \rangle$ . Furthermore, according to (24), for any  $i \in \mathbb{N}_+$ ,  $\mathbf{P}_{i+1} \leq \mathbf{P}_i \leq \mathbf{P}_{i-1}$ . According to [49, Theorem 6.3.2], there exists  $\mathbf{P}_p = \mathbf{P}_p^\top > 0$ , such that for all  $z_0 \in \mathcal{M}_2$ , we have

$$\lim_{i \rightarrow \infty} \mathbf{P}_i z_0 = \mathbf{P}_p z_0. \quad (26)$$

Therefore,  $P_{0,i}$ ,  $P_{1,i}(\theta)$  and  $P_{2,i}(\xi, \theta)$  finally pointwisely converge to  $P_{0,p}$ ,  $P_{1,p}(\theta)$ , and  $P_{2,p}(\xi, \theta)$  respectively. When  $\mathbf{P}_i$  converges, by the policy evaluation step (7),  $P_{0,p}$ ,  $P_{1,p}(\theta)$  and  $P_{2,p}(\xi, \theta)$  satisfy

$$\begin{aligned} (A - BK_{0,p})^\top P_{0,p} + P_{0,p}(A - BK_{0,p}) + Q \\ + K_{0,p}^\top RK_{0,p} + P_{1,p}(0) + P_{1,p}^\top(0) &= 0, \\ \frac{dP_{1,p}(\theta)}{d\theta} = (A - BK_{0,p})^\top P_{1,p}(\theta) - P_{0,p}BK_{1,p}(\theta) \\ + K_{0,p}^\top RK_{1,p}(\theta) + P_{2,p}(0, \theta), & \quad (27) \\ \partial_\xi P_{2,p}(\xi, \theta) + \partial_\theta P_{2,p}(\xi, \theta) = K_{1,p}^\top(\xi)RK_{1,p}(\theta) \\ - 2K_{1,p}^\top(\xi)B^\top P_{1,p}(\theta), & \\ P_{1,p}(-\tau) = P_{0,p}A_d, & \\ P_{2,p}(-\tau, \theta) = A_d^\top P_{1,p}(\theta). & \end{aligned}$$

Since  $P_{0,i}$ ,  $P_{1,i}(\theta)$  and  $P_{2,i}(\xi, \theta)$  converges to  $P_{0,p}$ ,  $P_{1,p}(\theta)$  and  $P_{2,p}(\xi, \theta)$ , respectively,  $K_{0,i}$  and  $K_{1,i}$  converge to  $K_{0,p}$  and  $K_{1,p}$ . And by the policy improvement step (8),  $K_{0,p}$  and  $K_{1,p}$  satisfy

$$K_{0,p} = R^{-1}B^\top P_{0,p}, \quad K_{1,p}(\theta) = R^{-1}B^\top P_{1,p}(\theta). \quad (28)$$

Substituting (28) into (27), it is seen that  $P_{0,p}$ ,  $P_{1,p}(\theta)$  and  $P_{2,p}(\xi, \theta)$  solve the PDEs (6). Due to the uniqueness of the solution to (6),  $P_{0,i}$ ,  $P_{1,i}(\theta)$  and  $P_{2,i}(\xi, \theta)$  pointwisely converge to  $P_0^*$ ,  $P_1^*(\theta)$  and  $P_2^*(\xi, \theta)$ . Since both  $P_{1,i}(\theta)$  and  $P_{2,i}(\xi, \theta)$  are continuously differentiable,  $\{P_{1,i}(\theta) : i \in \mathbb{N}_+\}$  and  $\{P_{2,i}(\xi, \theta) : i \in \mathbb{N}_+\}$  are equicontinuous, which leads to the uniform convergence by [54, Chapter 4, Theorem 16]. Hence, 3) can be proved.  $\square$

Notice that although (7) is linear with respect to  $P_{0,i}$ ,  $P_{1,i}$ , and  $P_{2,i}$ , due to the existence of PDEs, solving the analytical solution to (7) is still non-trivial. Besides, the accurate knowledge of system matrices  $A$ ,  $A_d$ , and  $B$  is required to implement the model-based PI, and in practice due to the complex structure of the system, it is often hard to derive such an accurate model. Therefore, in the next section, a data-driven PI algorithm is proposed.

**Remark 2.** When  $A_d = 0$ , (1) is degraded to the normal linear time-invariant systems. According to (7) and (8), we

can see that  $P_{1,i}(\theta) = 0$ ,  $P_{2,i}(\xi, \theta) = 0$ , and  $K_{1,i}(\theta) = 0$ . As a consequence, (7) and (8) are same as the model-based PI method in [47]. Therefore, the proposed model-based PI algorithm is a generalization of the celebrated Kleinman algorithm to linear time-delay systems.

**Remark 3.** In [24], the model-based PI is developed for linear infinite-dimensional systems in Hilbert space. Although the linear time-delay system is one of the infinite-dimensional systems, the concrete expression of PI for linear time-delay systems is not given in [24], and as a consequence, the PI developed in [24] cannot be directly applied to solve the PDEs (6). In this paper, the concrete expression of PI is constructed in (7) and (8), which is one of the major contributions in this paper. Besides, it can be checked that at each iteration,  $\mathbf{P}_i$  defined in (25) satisfies the PI update equations in [24], which is another way to prove the validity of the proposed PI theoretically.

**Remark 4.** As shown in [24], the convergence rate of PI algorithm in the Hilbert space is quadratic, and therefore, the proposed model-based PI for time-delay systems has the same quadratic convergence rate.

#### IV. DATA-DRIVEN POLICY ITERATION

The purpose of this section is to propose a corresponding data-driven PI method that does not require the accurate knowledge of system (1) to solve Problem 1. The input-state trajectory data of system (1) is required for the data-driven PI, that is the continuous-time trajectories of  $x(t)$  and  $u(t)$  sampled from system (1) within the interval  $[t_1, t_{L+1}]$  is applied to train the control policy. In this section,  $x(t)$  denotes the sampled state of system (1) driven by the exploratory input  $u(t)$ .

Define  $v_i(t) = u(t) - u_i(x_t)$ . By (10), along the trajectories of system (1) driven by  $u$ ,

$$\dot{V}_i(x_t) = -x^\top Qx - u_i^\top R u_i - 2u_{i+1}^\top R v_i. \quad (29)$$

Let  $[t_k, t_{k+1}]$  denote the  $k$ th segment of the interval  $[t_1, t_{L+1}]$ . Integrating both sides of (29) from  $t_k$  to  $t_{k+1}$  yields

$$V_i(x_{t_{k+1}}) - V_i(x_{t_k}) = \int_{t_k}^{t_{k+1}} -x^\top Qx - u_i^\top R u_i - 2u_{i+1}^\top R v_i dt. \quad (30)$$

Plugging the expressions of  $u_{i+1}$  in (8) and  $V_i$  in (9) into (30), one can obtain (31), which is instrumental for the development of data-driven PI.

As seen in (7) and (8),  $K_{1,i}(\theta)$  and  $P_{1,i}(\theta)$  are continuous functions defined on the interval  $[-\tau, 0]$ ;  $P_{2,i}(\xi, \theta)$  is a continuous function defined over the set  $[-\tau, 0]^2$ . Next, we

will use the linear combinations of the basis functions to approximate these continuous functions, such that only the weighting matrices of the basis functions should be determined for the function approximation. Let  $\Phi(\theta)$ ,  $\Lambda(\xi, \theta)$ , and  $\Psi(\xi, \theta)$  denote the  $N$ -dimensional vectors of linearly independent basis functions. To simplify the notation, we choose the same number of basis functions for  $\Phi$ ,  $\Lambda$  and  $\Psi$ . According to the approximation theory [55], the following equations hold

$$\begin{aligned} \text{vecs}(P_{0,i}) &= W_{0,i}, \\ \text{vec}(P_{1,i}(\theta)) &= W_{1,i}^N \Phi(\theta) + e_{\Phi,i}^N(\theta), \\ \text{diag}(P_{2,i}(\xi, \theta)) &= W_{2,i}^N \Psi(\xi, \theta) + e_{\Psi,i}^N(\xi, \theta), \\ \text{vecu}(P_{2,i}(\xi, \theta)) &= W_{3,i}^N \Lambda(\xi, \theta) + e_{\Lambda,i}^N(\xi, \theta), \\ \text{vec}(K_{0,i}) &= U_{0,i}, \\ \text{vec}(K_{1,i}(\theta)) &= U_{1,i}^N \Phi(\theta) + e_{K,i}^N(\theta), \end{aligned} \quad (32)$$

where  $W_{0,i} \in \mathbb{R}^{n_1}$ ,  $n_1 = \frac{n(n+1)}{2}$ ,  $W_{1,i}^N \in \mathbb{R}^{n_2 \times N}$ ,  $W_{2,i}^N \in \mathbb{R}^{n_2 \times N}$ ,  $W_{3,i}^N \in \mathbb{R}^{n_2 \times N}$ ,  $n_2 = \frac{n(n-1)}{2}$ ,  $U_{0,i} \in \mathbb{R}^{nm}$ , and  $U_{1,i}^N \in \mathbb{R}^{nm \times N}$  are weighting matrices of the basis functions.  $e_{\Phi,i}^N(\theta) \in \mathcal{C}^0([-\tau, 0], \mathbb{R}^{n_2})$ ,  $e_{\Psi,i}^N(\xi, \theta) \in \mathcal{C}^0([-\tau, 0]^2, \mathbb{R}^{n_2})$ ,  $e_{\Lambda,i}^N(\xi, \theta) \in \mathcal{C}^0([-\tau, 0]^2, \mathbb{R}^{n_2})$ , and  $e_{K,i}^N(\theta) \in \mathcal{C}^0([-\tau, 0], \mathbb{R}^{nm})$  are approximation truncation errors. Therefore, according to the uniform approximation theory, as  $N \rightarrow \infty$ , the truncation errors converge uniformly to zero, i.e. for any  $\eta > 0$ , there exists  $N^* \in \mathbb{N}_+$ , such that if  $N > N^*$ , the following inequalities hold

$$\begin{aligned} \|e_{\Phi,i}^N(\theta)\|_\infty &\leq \eta, & \|e_{K,i}^N(\theta)\|_\infty &\leq \eta, \\ \|e_{\Psi,i}^N(\xi, \theta)\|_\infty &\leq \eta, & \|e_{\Lambda,i}^N(\xi, \theta)\|_\infty &\leq \eta. \end{aligned} \quad (33)$$

Therefore, the key idea of data-driven PI is that  $W_{j,i}$  ( $j = 0, \dots, 3$ ) and  $U_{j,i}$  ( $j = 0, 1$ ) are directly approximated by the data collected from system (1). Define  $\Upsilon_i^N$  as the composite vector of the weighting matrices, i.e.

$$\Upsilon_i^N = [W_{0,i}^\top, \text{vec}^\top(W_{1,i}^N), \text{vec}^\top(W_{2,i}^N), \text{vec}^\top(W_{3,i}^N), U_{0,i+1}^\top, \text{vec}^\top(U_{1,i+1}^N)]^\top. \quad (34)$$

Let  $\hat{\Upsilon}_i^N$  be the approximation of  $\Upsilon_i^N$ , and then, the approximations of  $P_{j,i}$  ( $j = 0, 1, 2$ ) can be reconstructed by

$$\begin{aligned} \hat{P}_{0,i} &= \text{vec}^{-1}([\hat{\Upsilon}_i^N]_{1 \sim n_1}), \\ \hat{W}_{1,i}^N &= \text{vec}^{-1}([\hat{\Upsilon}_i^N]_{n_1+1 \sim n_1+n_2N}), \\ \hat{W}_{2,i}^N &= \text{vec}^{-1}([\hat{\Upsilon}_i^N]_{n_1+n_2N+1 \sim n_1+n_2N+nN}), \\ \hat{W}_{3,i}^N &= \text{vec}^{-1}([\hat{\Upsilon}_i^N]_{n_1+n_2N+nN+1 \sim n_3-1}), \\ \hat{P}_{1,i}(\theta) &= \text{vec}^{-1}(\hat{W}_{1,i}^N \Phi(\theta)), \\ \text{diag}(\hat{P}_{2,i}(\xi, \theta)) &= \hat{W}_{2,i}^N \Psi(\xi, \theta), \\ \text{vecu}(\hat{P}_{2,i}(\xi, \theta)) &= \hat{W}_{3,i}^N \Lambda(\xi, \theta), \end{aligned} \quad (35)$$

$$\begin{aligned} &\left[ x^\top(t) P_{0,i} x(t) + 2x^\top(t) \int_{-\tau}^0 P_{1,i}(\theta) x_t(\theta) d\theta + \int_{-\tau}^0 \int_{-\tau}^0 x_t^\top(\xi) P_{2,i}(\xi, \theta) x_t(\theta) d\xi d\theta \right]_{t=t_k}^{t_{k+1}} \\ &- 2 \int_{t_k}^{t_{k+1}} \left( x^\top(t) K_{0,i+1}^\top + \int_{-\tau}^0 x_t^\top(\theta) K_{1,i+1}^\top(\theta) d\theta \right) R v_i(t) dt = - \int_{t_k}^{t_{k+1}} x^\top Qx + u_i^\top R u_i dt. \end{aligned} \quad (31)$$

where  $n_3 = n_1 + n^2N + nN + n_2N + 1$ . Furthermore,  $\hat{K}_{0,i+1}$  and  $\hat{K}_{1,i+1}(\theta)$ , the approximations of  $K_{0,i+1}$  and  $K_{1,i+1}(\theta)$  respectively, can be reconstructed by

$$\begin{aligned}\hat{K}_{0,i+1} &= \text{vec}^{-1}([\hat{\Upsilon}_i^N]_{n_3 \sim n_4}), \\ \hat{U}_{1,i+1} &= \text{vec}^{-1}([\hat{\Upsilon}_i^N]_{n_4+1 \sim n_5}), \\ \hat{K}_{1,i+1}(\theta) &= \text{vec}^{-1}(\hat{U}_{1,i}\Phi(\theta)),\end{aligned}\quad (36)$$

where  $n_4 = n_3 + nm$ , and  $n_5 = n_4 + nmN$ . As a consequence,  $\hat{u}_i(x_t)$ , the approximation of  $u_i(x_t)$ , can be expressed as  $\hat{u}_i(x_t) = -\hat{K}_{0,i}x(t) - \int_{-\tau}^0 \hat{K}_{1,i}(\theta)x_t(\theta)d\theta$ .

Based on the approximations in (32), (31) is transferred to a linear equation with respect to  $\hat{\Upsilon}_i^N$ . Then, the unknown vector  $\hat{\Upsilon}_i^N$  is solved by linear regression, and consequently,  $P_{j,i}$  ( $j = 0, 1, 2$ ) and  $K_{j,i+1}$  ( $j = 1, 2$ ) can be approximated by (35) and (36). In detail, let  $\hat{v}_i = u - \hat{u}_i$ ,  $\tilde{u}_i = \hat{u}_i - u_i$ . Define the data-constructed matrices  $\Gamma_{\Phi xx}(t)$ ,  $\Gamma_{\Psi xx}(t)$ ,  $\Gamma_{\Lambda xx}(t)$ ,  $G_{x\hat{v}_i,k}$ , and  $G_{\Phi x\hat{v}_i,k}$  as

$$\begin{aligned}\Gamma_{\Phi xx}(t) &= \int_{-\tau}^0 \Phi^\top(\theta) \otimes x_t^\top(\theta) \otimes x^\top(t)d\theta, \\ \Gamma_{\Psi xx}(t) &= \int_{-\tau}^0 \int_{-\tau}^0 \Psi^\top(\xi, \theta) \otimes \text{vecd}^\top(x_t(\xi), x_t(\theta))d\xi d\theta, \\ \Gamma_{\Lambda xx}(t) &= \int_{-\tau}^0 \int_{-\tau}^0 \Lambda^\top(\xi, \theta) \otimes \text{vecp}^\top(x_t(\xi), x_t(\theta))d\xi d\theta, \\ G_{x\hat{v}_i,k} &= \int_{t_k}^{t_{k+1}} (x^\top(t) \otimes \hat{v}_i^\top(t))(I_n \otimes R)dt, \\ G_{\Phi x\hat{v}_i,k} &= \int_{t_k}^{t_{k+1}} \int_{-\tau}^0 \Phi^\top(\theta) \otimes ((x_t^\top(\theta) \otimes \hat{v}_i^\top(t))(I_n \otimes R))d\theta dt.\end{aligned}\quad (37)$$

With the help of (32) and (37), each term in (31) is expressed linearly with respect to the weighting matrices in (38). Then, the data collected from  $L$  intervals along the trajectories of system (1) driven by  $u$  will be applied to generate the adaptive optimal controller. Let  $t_1 < t_2 < \dots < t_L < t_{L+1}$

denote the boundaries of each interval. With the collected data, the following variables are defined

$$\begin{aligned}M_{i,k} &= \left[ \text{vecv}^\top(x(t))|_{t_k}^{t_{k+1}}, 2\Gamma_{\Phi xx}|_{t_k}^{t_{k+1}}, \Gamma_{\Psi xx}(t)|_{t_k}^{t_{k+1}}, \right. \\ &\quad \left. \Gamma_{\Lambda xx}(t)|_{t_k}^{t_{k+1}}, -2G_{x\hat{v}_i,k}, -2G_{\Phi x\hat{v}_i,k} \right], \\ Y_{i,k} &= - \int_{t_k}^{t_{k+1}} x^\top Qx + \hat{u}_i^\top R\hat{u}_i dt, \\ E_{i,k} &= [2\epsilon_{1,i}(t) + \epsilon_{2,i}(t) + \epsilon_{3,i}(t)]|_{t=t_k}^{t_{k+1}} - 2\psi_{i,k} - 2\rho_{i,k}^0 \\ &\quad - 2\rho_{i,k}^1 - \rho_{i,k}^2, \\ M_i &= [M_{i,1}^\top, \dots, M_{i,k}^\top, \dots, M_{i,L}^\top]^\top, \\ Y_i &= [Y_{i,1}, \dots, Y_{i,k}, \dots, Y_{i,L}]^\top, \\ E_i &= [E_{i,1}, \dots, E_{i,k}, \dots, E_{i,L}]^\top,\end{aligned}\quad (39)$$

where  $\epsilon_{j,i}$  ( $j = 1, 2, 3$ ),  $\psi_{i,k}$ ,  $\rho_{i,k}^0$  and  $\rho_{i,k}^1$  are induced by the approximation truncation errors defined in (38).  $\rho_{i,k}^2 = \int_{t_k}^{t_{k+1}} \tilde{u}_i^\top R(\hat{u}_i + u_i)dt$  is also induced by the approximation truncation errors.

**Assumption 2.** Given  $N \in \mathbb{N}_+$ , there exist  $L^* \in \mathbb{N}_+$  and  $\alpha > 0$ , such that for all  $L > L^*$  and  $i \in \mathbb{N}_+$ , the following inequality holds:

$$\frac{1}{L} M_i^\top M_i \geq \alpha I. \quad (40)$$

**Remark 5.** Assumption 2 is reminiscent of the persistent excitation (PE) condition [56], [57]. It is needed to guarantee the uniqueness of the least-square solution to (42), and prove the convergence of the proposed data-driven PI algorithm. As in the literature of ADP-based data-driven control [27], [28], one can fulfill it by means of added exploration noise, such as sinusoidal signals and random noise.

$$\begin{aligned}x^\top(t)P_{0,i}x(t) &= \text{vecv}^\top(x(t))W_{0,i}, \\ x^\top(t) \int_{-\tau}^0 P_{1,i}(\theta)x_t(\theta)d\theta &= \Gamma_{\Phi xx}(t)\text{vec}(W_{1,i}) + \int_{-\tau}^0 x_t^\top(\theta) \otimes x^\top(t)e_{\Phi,i}^N(\theta)d\theta = \Gamma_{\Phi xx}(t)\text{vec}(W_{1,i}) + \epsilon_{1,i}(t), \\ \int_{-\tau}^0 \int_{-\tau}^0 x_t^\top(\xi)P_{2,i}(\xi, \theta)x_t(\theta)d\xi d\theta &= \Gamma_{\Psi xx}(t)\text{vec}(W_{2,i}) + \Gamma_{\Lambda xx}(t)\text{vec}(W_{3,i}) \\ &\quad + \int_{-\tau}^0 \int_{-\tau}^0 \text{vecd}^\top(x_t(\xi), x_t(\theta))e_{\Psi,i}^N(\xi, \theta)d\xi d\theta + \int_{-\tau}^0 \int_{-\tau}^0 \text{vecp}^\top(x_t(\xi), x_t(\theta))e_{\Lambda,i}^N(\xi, \theta)d\xi d\theta \\ &= \Gamma_{\Psi xx}(t)\text{vec}(W_{2,i}) + \Gamma_{\Lambda xx}(t)\text{vec}(W_{3,i}) + \epsilon_{2,i}(t) + \epsilon_{3,i}(t), \\ \int_{t_k}^{t_{k+1}} x^\top(t)K_{0,i+1}^\top Rv_i(t)dt &= G_{x\hat{v}_i,k}U_{0,i+1} + \int_{t_k}^{t_{k+1}} x^\top(t)K_{0,i+1}^\top R\tilde{u}_i(t)dt = G_{x\hat{v}_i,k}U_{0,i+1} + \rho_{i,k}^0, \\ \int_{t_k}^{t_{k+1}} \int_{-\tau}^0 x_t^\top(\theta)K_{1,i+1}^\top(\theta)Rv_i(t)d\theta dt &= G_{\Phi x\hat{v}_i,k}\text{vec}(U_{1,i+1}) + \int_{t_k}^{t_{k+1}} \int_{-\tau}^0 (x_t^\top(\theta) \otimes v_i^\top(t))(I_n \otimes R)e_{K,i}^N(\theta)d\theta dt \\ &\quad + \int_{t_k}^{t_{k+1}} \int_{-\tau}^0 x_t^\top(\theta)K_{1,i+1}^\top(\theta)R\tilde{u}_i(t)d\theta dt = G_{\Phi x\hat{v}_i,k}\text{vec}(U_{1,i+1}) + \psi_{i,k} + \rho_{i,k}^1.\end{aligned}\quad (38)$$

By (38) and the definitions of  $M_{i,k}$ ,  $Y_{i,k}$  and  $E_{i,k}$  in (39), (31) is finally transferred as a linear equation with respect to  $\Upsilon_i^N$ ,

$$M_{i,k}\Upsilon_i^N + E_{i,k} = Y_{i,k}. \quad (41)$$

Combining equations of (41) from  $k = 1$  to  $k = L$ , we have

$$M_i\Upsilon_i^N + E_i = Y_i. \quad (42)$$

Let  $\hat{E}_i$  be defined such that

$$\hat{E}_i = Y_i - M_i\hat{\Upsilon}_i^N. \quad (43)$$

Under Assumption 2, the method of least squares can be applied to minimize  $\hat{E}_i^\top \hat{E}_i$ , i.e.  $\hat{E}_i^\top \hat{E}_i$  can be minimized by  $\hat{\Upsilon}_i^N$ , of which the expression is

$$\hat{\Upsilon}_i^N = M_i^\dagger Y_i. \quad (44)$$

With the result of  $\hat{\Upsilon}_i^N$  in (44),  $\hat{P}_{j,i}(j = 0 \cdots 2)$  and  $\hat{K}_{j,i}(j = 0, 1)$  can be reconstructed by (35) and (36) respectively.

The detailed data-driven PI algorithm is shown in Algorithm 1. As shown from (39),  $M_i$  and  $Y_i$  are constructed by the input-state data sampled along the trajectories of the system. Therefore, no model information is required for the computation of  $\hat{\Upsilon}_i^N$ . Furthermore, since the trajectories data is collected once and reused throughout the iterations, Algorithm 1 is called off-policy.

**Remark 6.** Due to the property that  $P_{2,i}^\top(\xi, \theta) = P_{2,i}(\theta, \xi)$ , the diagonal elements of  $P_{2,i}$  satisfy  $\text{diag}(P_{2,i}(\xi, \theta)) = \text{diag}(P_{2,i}(\theta, \xi))$ . Therefore, the vector of basis functions  $\Psi$  must satisfy  $\Psi(\xi, \theta) = \Psi(\theta, \xi)$  to approximate such functions.

**Remark 7.** When calculating  $M_i$  and  $Y_i$  in Algorithm 1, integrals in (37) should be calculated. In practice, we can use Riemann sum to calculate the integrals in (37), for example midpoint, trapezoid, and Simpson's rules.

The convergence of the data-driven PI algorithm is studied. The following lemma shows that at each iteration, the value functional and the updated control policy are well approximated, as long as the number of basis functions is large enough.

**Lemma 3.** Let  $P_{0,i}, P_{1,i}, P_{2,i}$  be the solution to (7), and  $K_{0,i+1}, K_{1,i+1}$  be the solution to (8). Under Assumption 2 and given an admissible controller  $u_1(x_t) = -K_{0,1}x(t) - \int_{-\tau}^0 K_{1,1}(\theta)x_t(\theta)d\theta$ , for any  $i \in \mathbb{N}_+$  and  $\eta > 0$ , there exists a positive integer  $N^* > 0$ , such that if  $N > N^*$ , the following results hold

$$\begin{aligned} \|\hat{P}_{0,i} - P_{0,i}\| &\leq \eta, \quad \|\hat{P}_{1,i} - P_{1,i}\|_\infty \leq \eta, \\ \|\hat{P}_{2,i} - P_{2,i}\|_\infty &\leq \eta, \quad \|\hat{K}_{0,i+1} - K_{0,i+1}\| \leq \eta, \\ \|\hat{K}_{1,i+1} - K_{1,i+1}\|_\infty &\leq \eta. \end{aligned} \quad (45)$$

*Proof.* Define  $\tilde{\Upsilon}_i^N = \Upsilon_i^N - \hat{\Upsilon}_i^N$ . Subtracting (43) from (42) yields

$$\hat{E}_i = M_i\tilde{\Upsilon}_i^N + E_i. \quad (46)$$

---

### Algorithm 1 Data-driven Policy Iteration

---

- 1: Choose the vector of the basis functions  $\Phi(\theta)$ ,  $\Psi(\xi, \theta)$ , and  $\Lambda(\xi, \theta)$ .
  - 2: Choose the sampling instance  $t_k \in [t_1, t_{L+1}]$ .
  - 3: Choose input  $u = u_1 + e$ , with  $e$  an exploration signal, to explore system (1) and collect the input-state data  $u(t), x(t), t \in [0, t_{L+1}]$ . Set the threshold  $\delta > 0$  and  $i = 1$ .
  - 4: **repeat**
  - 5:     Calculate  $\hat{u}_i(t) = \hat{u}_i(x_t)$  along the trajectory of  $x$ .
  - 6:     Construct  $M_i$  and  $Y_i$  by (39).
  - 7:     **while** Assumption 2 is not satisfied
  - 8:         Collect more data and insert it into  $M_i$  and  $Y_i$ .
  - 9:     **end while**
  - 10:     Get  $\hat{\Upsilon}_i^N$  by solving (44).
  - 11:     Get  $\hat{K}_{0,i+1}$  and  $\hat{K}_{1,i+1}$  by (36).
  - 12:      $\hat{u}_{i+1}(x_t) = -\hat{K}_{0,i+1}x(t) - \int_{-\tau}^0 \hat{K}_{1,i+1}(\theta)x_t(\theta)d\theta$
  - 13:      $i \leftarrow i + 1$
  - 14: **until**  $|\hat{\Upsilon}_i^N - \hat{\Upsilon}_{i-1}^N| < \delta$ .
  - 15: Use  $\hat{u}_i(x_t)$  as the control input.
- 

Since  $\hat{E}_i^\top \hat{E}_i$  is minimized by the method of least squares, the following inequality holds

$$\frac{1}{L}\hat{E}_i^\top \hat{E}_i \leq \frac{1}{L}E_i^\top E_i. \quad (47)$$

Furthermore, according to (46) and (47), we have

$$\begin{aligned} \frac{1}{L}\tilde{\Upsilon}_i^{N\top} M_i^\top M_i \tilde{\Upsilon}_i^N &= \frac{1}{L}(\hat{E}_i - E_i)^\top (\hat{E}_i - E_i) \\ &\leq \frac{4}{L}E_i^\top E_i. \end{aligned} \quad (48)$$

Therefore, via Assumption 2, the following inequality holds

$$\tilde{\Upsilon}_i^{N\top} \tilde{\Upsilon}_i^N \leq \frac{4}{\alpha L}E_i^\top E_i \leq \frac{4}{\alpha} \max_{1 \leq k \leq L} E_{i,k}^2. \quad (49)$$

Then the lemma will be proved by induction. When  $i = 1$ ,  $\hat{u}_1 = u_1$ , and therefore  $\tilde{u}_1 = 0$ , and  $\rho_{1,k}^0 = \rho_{1,k}^1 = \rho_{1,k}^2 = 0$ . Furthermore, according to (33), (38), and (39), we obtain that for any  $1 \leq k \leq L$  and  $\eta > 0$ , there exists  $N^* > 0$ , such that if  $N > N^*$ ,  $E_{i,k}^2 \leq \alpha\eta$ . Therefore, by (49), when  $i = 1$

$$\lim_{N \rightarrow \infty} \tilde{\Upsilon}_i^{N\top} \tilde{\Upsilon}_i^N = 0. \quad (50)$$

According to (32), (35), (36), and the boundedness of the functions  $\Phi(\theta)$ ,  $\Psi(\xi, \theta)$ ,  $\Lambda(\xi, \theta)$  on the compact interval  $\theta, \xi \in [-\tau, 0]$ , the lemma holds for  $i = 1$ .

Suppose for some  $i > 1$ , we have  $\lim_{N \rightarrow \infty} |\hat{P}_{0,i-1} - P_{0,i-1}| = 0$ ,  $\lim_{N \rightarrow \infty} \|\hat{P}_{j,i-1} - P_{j,i-1}\|_\infty = 0 (j = 1, 2)$ ,  $\lim_{N \rightarrow \infty} |\hat{K}_{0,i} - K_{0,i}| = 0$ , and  $\lim_{N \rightarrow \infty} \|\hat{K}_{1,i} - K_{1,i}\|_\infty = 0$ . Then, by the definitions of  $\rho_{i,k}^0, \rho_{i,k}^1$ , and  $\rho_{i,k}^2$ , we have  $\lim_{N \rightarrow \infty} |2\rho_{i,k}^0 + 2\rho_{i,k}^1 + \rho_{i,k}^2| = 0$  for any  $1 \leq k \leq L$ . Combining this with (33), we have  $\lim_{N \rightarrow \infty} |E_{i,k}| = 0$ . Hence, by (49), (50) can be derived for  $i > 1$ . The proof is thus completed.  $\square$



**Theorem 2.** Given an admissible initial controller  $u_1$ , for any  $\eta > 0$ , there exist integers  $i^* > 0$  and  $N^{**} > 0$ , such that

$$\begin{aligned} \|\hat{P}_{0,i^*} - P_0^*\| &\leq \eta, \quad \|\hat{P}_{1,i^*} - P_1^*\|_\infty \leq \eta, \\ \|\hat{P}_{2,i^*} - P_2^*\|_\infty &\leq \eta, \quad \|\hat{K}_{0,i^*+1} - K_0^*\| \leq \eta, \\ \|\hat{K}_{1,i^*+1} - K_1^*\|_\infty &\leq \eta. \end{aligned} \quad (51)$$

if  $N > N^{**}$ .

*Proof.* Here we take  $\hat{P}_{1,i}$  as an example. According to Theorem 1, there exists  $i^* > 0$ , such that

$$\|P_{1,i^*}(\theta) - P_1^*(\theta)\|_\infty \leq \eta/2. \quad (52)$$

According to Lemma 3, there exists  $N^{**} > 0$ , such that if  $N > N^{**}$ ,

$$\|\hat{P}_{1,i^*}(\theta) - P_{1,i^*}(\theta)\|_\infty \leq \eta/2. \quad (53)$$

Therefore, by the triangle inequality, we have

$$\begin{aligned} \|\hat{P}_{1,i^*}(\theta) - P_1^*(\theta)\|_\infty &\leq \|\hat{P}_{1,i^*}(\theta) - P_{1,i^*}(\theta)\|_\infty \\ &\quad + \|P_{1,i^*}(\theta) - P_1^*(\theta)\|_\infty \leq \eta. \end{aligned} \quad (54)$$

□

According to Theorem 2, we see that  $\hat{K}_{j,i+1}$  ( $j = 0, 1$ ) calculated by Algorithm 1 converges to  $K_j^*$  ( $j = 0, 1$ ) as the iteration step of the algorithm and the number of basis functions tend to infinity. Therefore, the proposed data-driven PI solves Problem 1.

## V. PRACTICAL APPLICATIONS

In this section, we demonstrate the effectiveness of the proposed data-driven PI algorithms by two practical examples, with regards to regenerative chatter in metal cutting and connected and autonomous vehicles (CAVs) in mixed traffic consisting of both autonomous vehicles (AVs) and human-driven vehicles (HDVs).

### A. Regenerative Chatter in Metal Cutting

Consider the example of regenerative chatter in metal cutting [50, Example 1.1], [58], where the thrust force of the tool is proportional to the instantaneous chip thickness ( $[x(t)]_1 - [x(t-\tau)]_1$ ), leading to the time-delay effect. Then the model can be described by (1) with  $A = \begin{bmatrix} 0 & 1 \\ -(k + F_t/m) & -c/m \end{bmatrix}$ ,  $A_d = \begin{bmatrix} 0 & 0 \\ F_t/m & 0 \end{bmatrix}$  and  $B = \begin{bmatrix} 0 \\ 1/m \end{bmatrix}$ . In this example, The parameters are chosen as  $m = 2$ ,  $c = 0.2$ ,  $k = 10$ ,  $F_t = 1$ , and  $\tau = 1.3$ . The initial state of the system is  $[x_0(\theta)]_i = 10 \sum_{j=1}^{50} \sin w_{i,j} \theta + [\chi]_i$  for  $i = 1, 2$ , where  $w_{i,j}$  and  $[\chi]_i$  are randomly sampled from the uniform distribution over  $[-10, 10]$ . The initial admissible controller is  $u_1(x_t) = -K_{0,1}x(t) - \int_{-\tau}^0 K_{1,1}(\theta)x_t(\theta)d\theta$ , with  $K_{0,1} = [1.7417 \quad 3.9239]$  and  $K_{1,1}(\theta) = 0$ . The exploration noise is set as  $u_d(t) = 20 \sum_{i=1}^{50} \sin \omega_i t$ , where  $\omega_i$  is randomly sampled from an independent uniform distribution over  $[-10, 10]$ .  $u = u_1 + u_d$  is applied to collect the input-state data from the system. For the performance index (3),  $Q = \text{diag}([100, 100])$  and  $R = 1$ . For the basis functions,  $\Phi(\theta) = [1, \theta, \theta^2, \theta^3]^\top$ ,

$\Psi(\xi, \theta) = [1, \xi + \theta, \xi^2 + \theta^2, \xi\theta, \xi^3 + \theta^3, \xi^2\theta + \xi\theta^2, \xi^3\theta + \xi\theta^3, \xi^2\theta^2, \xi^3\theta^2 + \xi^2\theta^3, \xi^3\theta^3]^\top$ , and  $\Lambda(\xi, \theta) = [1, \theta, \theta^2, \theta^3]^\top \otimes [1, \xi, \xi^2, \xi^3]^\top$ .

For the proposed data-driven PI algorithm, the threshold is set as  $\delta = 10^{-3}$ . As shown in Fig. 1a, the weight of the basis functions  $\hat{\Upsilon}$  converges after eight iterations. In order to inspect the evolution of the performance index with respect to the iteration, we compare the controllers updated at each iteration for the same initial state  $x_0$ , of which the result is shown in Fig. 1b. It is obvious that the performance index decreases with the iteration of the data-driven PI algorithm. The responses of the state with the initial controller and the learned ADP controller are compared in Fig. 2. The values of the performance index are  $J(x_0, \hat{u}_1) = 5.8941 \cdot 10^4$  and  $J(x_0, \hat{u}_8) = 3.0256 \cdot 10^4$ .

Algorithm 1 is compared with the semi-discretization method [59], which transfers system (1) into a discrete-time delay-free system with an augmented state, i.e.

$$x_d(k+1) = \bar{A}x_d(k) + \bar{B}u(k). \quad (55)$$

The sampling period of the discretization is set as  $\Delta t = 0.1s$  and the dimension of the augmented state is  $n_d = n \frac{\tau}{\Delta t} = 26$ . Then, with the accurate model matrices  $(\bar{A}, \bar{B})$ , the model-based discrete-time linear quadratic regulator (DLQR) is applied to calculate the optimal controller for system (55). The discrete-time ADP in [12] is also applied for (55) to generate an adaptive optimal controller using the same length trajectory data as Algorithm 1. Then these three obtained controllers are tested on system (1), and the corresponding results are shown in Table I. We see that the performance index is minimal under Algorithm 1. This explains why the discretization sacrifice the system performance. Ideally, discrete-time ADP can generate a similar controller as the model-based DLQR, and the performance indices should be similar. The large deviation between discrete-time ADP and model-based DLQR is induced by the fact that the persistent excitation condition for discrete-time ADP is not satisfied. This further illustrates that by semi-discretization, the dramatically increased dimension of the augmented state makes the requirements on the sampled data more demanding.

The robustness of Algorithm 1 to measurement noise is evaluated. The measurement of the state is disturbed by an independent Gaussian noise. That is  $z(t) = x(t) + \xi(t)$ , where  $z(t)$  is the measured state, and  $\xi(t) \sim \mathcal{N}(0, 0.2)$  is independently and identically distributed Gaussian noise. In Algorithm 1, the trajectory data of  $z(t)$  instead of  $x(t)$  is applied to construct the matrices  $M_i$  and  $Y_i$ . The result is shown in Fig. 4. Using the noisy data, for the same initial state  $x_0$ , the performance index converges after the 5th to  $J = 3.3541 \cdot 10^4$ . Compared with the performance index without noise, we see that under the influence of measurement noise, Algorithm 1 can still find a near optimal solution.

### B. CAVs in Mixed Traffic

Consider a string of two HDVs and one AV as shown in Fig. 5, where  $h_i$  denotes the bumper-to-bumper distance between the  $i$ th vehicle and  $(i-1)$ th vehicle, and  $v_i$  denotes the velocity

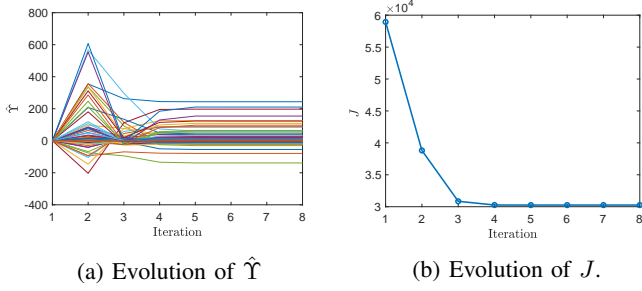


Fig. 1: Evolution of  $\hat{\Upsilon}$  and the performance index with respect to iterations.

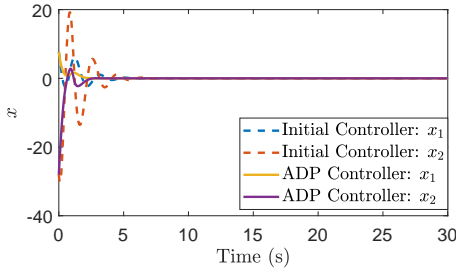


Fig. 2: ADP controller of PI.

Fig. 3: Comparison between the initial controller and the ADP controller for regenerative chatter in metal cutting.

of the  $i$ th vehicle. Define  $\Delta h_i = h_i - h^*$  and  $\Delta v_i = v_i - v^*$ , where  $(h^*, v^*)$  is the equilibrium of the vehicles.  $h^*$  depends on the human parameters and  $v^* = v_1$ . Assuming the velocity of the leading vehicle is constant, and considering the time-delay effect caused by human drivers' reaction time, the system can be described as a linear time-delay system (1)

$$\text{with } x = [\Delta h_2, \Delta v_2, \Delta h_3, \Delta v_3]^T, A = \begin{bmatrix} 0 & -1 & 0 & 0 \\ 0 & 0 & 0 & 0 \\ 0 & 1 & 0 & -1 \\ 0 & 0 & 0 & 0 \end{bmatrix},$$

$$A_d = \begin{bmatrix} 0 & 0 & 0 & 0 \\ \alpha_2 c^* & -(\alpha_2 + \beta_2) & 0 & 0 \\ 0 & 0 & 0 & 0 \\ 0 & 0 & 0 & 0 \end{bmatrix}, \text{ and } B = \begin{bmatrix} 0 \\ 0 \\ 0 \\ 1 \end{bmatrix}, \text{ where}$$

$\alpha_2$  and  $\beta_2$  denote the human driver parameters and  $c^*$  is the derivative of the range policy [11], [12]. In the simulation, the human parameters are set as  $\alpha_2 = 0.1$ ,  $\beta_2 = 0.2$ ,  $\tau = 1.2$ , and  $c^* = 1.5708$ . The weighting matrix of the performance index is  $Q = \text{diag}([1, 1, 10, 10])$ , and  $R = 1$ . The initial state of the system is  $[x_0(\theta)]_i = 30 \sum_{j=1}^{10} \sin w_{i,j} \theta + [\chi]_i$  for  $i = 1, 2, 3, 4$ , where  $w_{i,j}$  and  $[\chi]_i$  are randomly sampled from the uniform distribution over  $[-10, 10]$  and  $[-30, 30]$  respectively. The initial admissible controller is

TABLE I: Comparison of Alg. 1 and semi-discretization.

Performance index		
Algorithm 1	Model-based DLQR	Discrete-time ADP
$3.0256 \cdot 10^4$	$3.2614 \cdot 10^4$	$4.8203 \cdot 10^4$

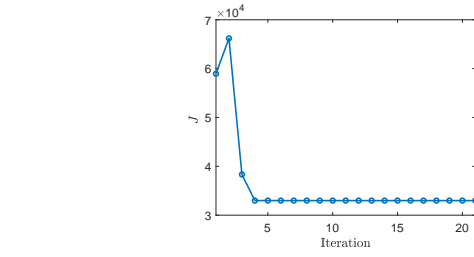


Fig. 4: Evolution of the performance index using noisy data.

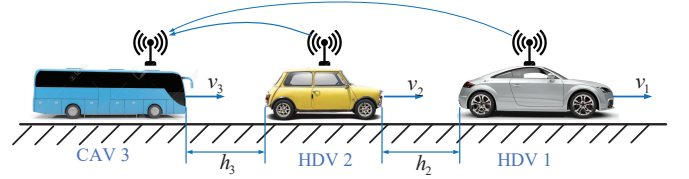


Fig. 5: A string of HDVs and an AV.

$u_1(x_t) = -K_{0,1}x(t) - \int_{-\tau}^0 K_{1,1}(\theta)x_t(\theta)d\theta$ , with  $K_{0,1} = [-0.0897 \quad -0.2772 \quad -0.3 \quad 0.5196]$  and  $K_{1,1}(\theta) = 0$ . The exploration noise is set as  $u_d(t) = \sum_{i=1}^{200} \sin \omega_i t$ , where  $\omega_i$  is randomly sampled from a independent uniform distribution over  $[-100, 100]$ .  $u = u_1 + u_d$  is applied to collect the input-state data from the system. The basis functions are same as these in the example of regenerative chatter in metal cutting. The analytical expressions of the optimal values  $K_0^*$  and  $K_1^*$  are derived by the method in [11], where the precise model is assumed known.

For our proposed data-driven PI algorithm, the aforementioned initial admissible control  $u_1$  is applied to start the algorithm. The threshold is  $\delta = 10^{-3}$ . The convergence of  $\hat{K}_0$  and  $\hat{K}_{1,i}$  are shown in Fig. 6. At the last iteration of PI,  $\frac{\|\hat{K}_{0,10} - K_0^*\|}{\|K_0^*\|} = 0.0008$  and  $\frac{\|\hat{K}_{1,10} - K_1^*\|}{\|K_1^*\|} = 0.0137$ . Therefore, the proposed data-driven PI algorithm can find a sub-optimal solution. The performance comparisons of the initial controller and the ADP controller are shown in Fig. 7. Because  $x_1$  and  $x_2$  are the states of the HDV2, which cannot be influenced by the controller for the AV, they are not plotted in the figure. From the figure, it is seen that with the ADP controller,  $x_3$  converges to the equilibrium more quickly than the initial controller. For the values of performance index,  $J(x_0, u_1) = 1.4627 \cdot 10^5$  and  $J(x_0, u_{10}) = 4.7288 \cdot 10^4$ . Therefore, the proposed data-driven PI algorithm can minimize the performance index and improve the performance of the closed-loop system as a consequence.

## VI. CONCLUSIONS

This paper has proposed for the first time a novel data-driven PI algorithm for a class of linear time-delay systems described by DDEs. The first major contribution of this paper is to generalize the well-known Kleinman algorithm [47] – a model-based PI algorithm – from linear time-invariant systems to linear time-delay systems. The second major contribution of this paper is that we have combined the proposed model-based PI algorithm and RL techniques to develop a data-driven PI algorithm for solving the direct adaptive optimal

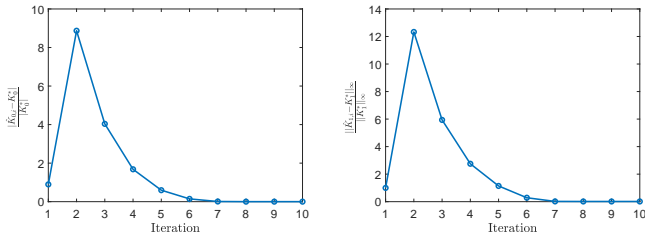


Fig. 6: Convergence of  $\hat{K}_{0,i}$  and  $\hat{K}_{1,i}(\theta)$  to the optimal values  $K_0^*$  and  $K_1^*(\theta)$  by PI algorithm.

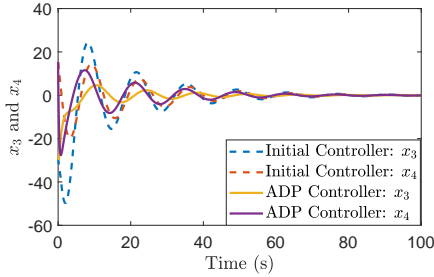


Fig. 7: ADP controller of PI

Fig. 8: Comparison between the initial controller and the ADP controller for CAVs.

control problem for linear time-delay systems with completely unknown dynamics. The efficacy of the proposed learning-based adaptive optimal control design methods has been validated by means of two real-world applications arising from metal cutting and connected vehicles. Our future work will be directed at extending the proposed learning-based control methodology to other practically important classes of time-delay systems such as nonlinear systems and multi-agent systems.

## REFERENCES

- [1] V. Kolmanovskii and A. Myshkis, *Introduction to the Theory and Applications of Functional Differential Equations*. New York, NY: Kluwer Academic Publishers, 1999.
- [2] J. K. Hale and S. M. V. Lunel, *Introduction to functional differential equations*. New York, NY: Springer-Verlag, 1993.
- [3] I. Karafyllis and Z. P. Jiang, *Stability and Stabilization of Nonlinear Systems*. London, UK: Springer-Verlag, 2011.
- [4] P. Pepe and Z. P. Jiang, "A Lyapunov–Krasovskii methodology for ISS and iISS of time-delay systems," *Syst Control Lett*, vol. 55, no. 12, pp. 1006–1014, 2006.
- [5] N. Yeganefar, P. Pepe, and M. Dambrine, "Input-to-state stability of time-delay systems: A link with exponential stability," *IEEE Trans. Autom. Control*, vol. 53, no. 6, pp. 1526–1531, 2008.
- [6] L. Xie, E. Fridman, and U. Shaked, "Robust  $H_\infty$  control of distributed delay systems with application to combustion control," *IEEE Trans. Autom. Control*, vol. 46, no. 12, pp. 1930–1935, 2001.
- [7] S. Xie and L. Xie, "Stabilization of a class of uncertain large-scale stochastic systems with time delays," *Automatica*, vol. 36, no. 1, pp. 161–167, 2000.
- [8] Y. He, Q.-G. Wang, L. Xie, and C. Lin, "Further improvement of free-weighting matrices technique for systems with time-varying delay," *IEEE Trans. Autom. Control*, vol. 52, no. 2, pp. 293–299, 2007.
- [9] H. Gao and T. Chen, "New results on stability of discrete-time systems with time-varying state delay," *IEEE Trans. Autom. Control*, vol. 52, no. 2, pp. 328–334, 2007.

- [10] J. Lam, H. Gao, and C. Wang, "Stability analysis for continuous systems with two additive time-varying delay components," *Syst Control Lett*, vol. 56, no. 1, pp. 16–24, 2007.
- [11] J. I. Ge and G. Orosz, "Optimal control of connected vehicle systems with communication delay and driver reaction time," *IEEE Trans. Intell. Transp. Syst.*, vol. 18, no. 8, pp. 2056–2070, 2017.
- [12] M. Huang, Z. P. Jiang, and K. Ozbay, "Learning-based adaptive optimal control for connected vehicles in mixed traffic: robustness to driver reaction time," *IEEE Trans. Cybern.*, vol. 52, no. 6, pp. 5267–5277, 2022.
- [13] G. Stépán, "Delay effects in the human sensory system during balancing," *Phil. Trans. R. Soc. A.*, vol. 367, pp. 1195–212, 04 2009.
- [14] H. Gao, T. Chen, and J. Lam, "A new delay system approach to network-based control," *Automatica*, vol. 44, no. 1, pp. 39–52, 2008.
- [15] C. V. Hollot, V. Misra, D. Towsley, and W. Gong, "Analysis and design of controllers for AQM routers supporting TCP flows," *IEEE Trans. Autom. Control*, vol. 47, no. 6, pp. 945–959, 2002.
- [16] S. Liu, L. Xie, and H. Zhang, "Distributed consensus for multi-agent systems with delays and noises in transmission channels," *Automatica*, vol. 47, no. 5, pp. 920–934, 2011.
- [17] Y. Tamg, H. Gao, W. Zhang, and J. Jurths, "Leader-following consensus of a class of stochastic delayed multi-agent systems with partial mixed impulses," *Automatica*, vol. 53, no. 1, pp. 346–354, 2015.
- [18] I. T. Vyhldal, *Analysis and Synthesis of Time Delay System Spectrum*. PhD thesis, Dept. Mech. Eng., Czech Technical Univ. in Prague, Prague, Czechia, 2003.
- [19] D. Eller, J. Aggarwal, and H. Banks, "Optimal control of linear time-delay systems," *IEEE Trans. Autom. Control*, vol. 14, no. 6, pp. 678–687, 1969.
- [20] D. Ross and I. Flügge-Lotz, "An optimal control problem for systems with differential-difference equation dynamics," *SIAM J. Control Optim.*, vol. 7, no. 4, pp. 609–623, 1969.
- [21] D. Ross, "Controller design for time lag systems via a quadratic criterion," *IEEE Trans. Autom. Control*, vol. 16, no. 6, pp. 664–672, 1971.
- [22] J. S. Gibson, "Linear-quadratic optimal control of hereditary differential systems: Infinite dimensional Riccati equations and numerical approximations," *SIAM J. Control Optim.*, vol. 21, no. 1, pp. 95–139, 1983.
- [23] H. T. Banks, I. G. Rosen, and K. Ito, "A spline based technique for computing Riccati operators and feedback controls in regulator problems for delay equations," *SIAM J. Sci. Comput.*, vol. 5, no. 4, pp. 830–855, 1984.
- [24] J. A. Burns, E. W. Sachs, and L. Zietsman, "Mesh independence of Kleinman–Newton iterations for Riccati equations in Hilbert space," *SIAM J. Control Optim.*, vol. 47, no. 5, pp. 2663–2692, 2008.
- [25] V. Mnih, K. Kavukcuoglu, D. Silver, A. Graves, I. Antonoglou, D. Wierstra, and M. Riedmiller, "Playing Atari with deep reinforcement learning," *arXiv e-prints*, p. arXiv:1312.5602, Dec. 2013.
- [26] D. Silver, A. Huang, C. J. Maddison, A. Guez, L. Sifre, G. van den Driessche, J. Schrittwieser, I. Antonoglou, V. Panneershelvam, M. Lanctot, S. Dieleman, D. Grewe, J. Nham, N. Kalchbrenner, I. Sutskever, T. Lillicrap, M. Leach, K. Kavukcuoglu, T. Graepel, and D. Hassabis, "Mastering the game of Go with deep neural networks and tree search," *Nature*, vol. 529, pp. 484–489, Jan. 2016.
- [27] Y. Jiang and Z. P. Jiang, *Robust Adaptive Dynamic Programming*. NJ, USA: Wiley-IEEE Press, 2017.
- [28] F. L. Lewis and D. Liu, *Reinforcement Learning and Approximate Dynamic Programming for Feedback Control*. NJ, USA: Wiley-IEEE Press, 2013.
- [29] L. Cui, K. Ozbay, and Z. P. Jiang, "Combined longitudinal and lateral control of autonomous vehicles based on reinforcement learning," in *2021 American Control Conference (ACC)*, pp. 1929–1934, 2021.
- [30] L. Cui, S. Wang, J. Zhang, D. Zhang, J. Lai, Y. Zheng, Z. Zhang, and Z. P. Jiang, "Learning-based balance control of wheel-legged robots," *IEEE Robotics and Automation Letters*, vol. 6, no. 4, pp. 7667–7674, 2021.
- [31] Z. P. Jiang, T. Bian, and W. Gao, "Learning-based control: A tutorial and some recent results," *Found. Trends Syst. Control*, vol. 8, no. 3, pp. 176–284, 2020.
- [32] Y. Jiang and Z. P. Jiang, "Computational adaptive optimal control for continuous-time linear systems with completely unknown dynamics," *Automatica*, vol. 48, no. 10, pp. 2699–2704, 2012.
- [33] T. Bian and Z. P. Jiang, "Value iteration and adaptive dynamic programming for data-driven adaptive optimal control design," *Automatica*, vol. 71, pp. 348–360, 2016.

- [34] T. Bian and Z. P. Jiang, "Reinforcement learning and adaptive optimal control for continuous-time nonlinear systems: a value iteration approach," *IEEE Trans. Neural Netw. Learn. Syst.*, in press, 2021.
- [35] W. Gao and Z. Jiang, "Adaptive dynamic programming and adaptive optimal output regulation of linear systems," *IEEE Trans. Autom. Control*, vol. 61, no. 12, pp. 4164–4169, 2016.
- [36] B. Pang and Z. P. Jiang, "Adaptive optimal control of linear periodic systems: an off-policy value iteration approach," *IEEE Trans. Autom. Control*, vol. 66, no. 2, pp. 888–894, 2021.
- [37] M. Huang, Z. P. Jiang, M. Malisoff, and L. Cui, "Robust autonomous driving with human in the loop," in *Handbook of Reinforcement Learning and Control* (K. G. Vamvoudakis, Y. Wan, F. L. Lewis, and D. Cansever, eds.), pp. 62–77, New York, NY, USA: Springer, 2021.
- [38] S. A. Asad Rizvi, Y. Wei, and Z. Lin, "Model-free optimal stabilization of unknown time delay systems using adaptive dynamic programming," in *Proc. IEEE Conf. Decis. Control.*, pp. 6536–6541, 2019.
- [39] Q.-L. Wei, H.-G. Zhang, D.-R. Liu, and Y. Zhao, "An optimal control scheme for a class of discrete-time nonlinear systems with time delays using adaptive dynamic programming," *Acta Automatica Sinica*, vol. 36, no. 1, pp. 121–129, 2010.
- [40] Y. Liu, H. Zhang, Y. Luo, and J. Han, "ADP based optimal tracking control for a class of linear discrete-time system with multiple delays," *Journal of the Franklin Institute*, vol. 353, no. 9, pp. 2117–2136, 2016.
- [41] H. Zhang, C. Qin, B. Jiang, and Y. Luo, "Online adaptive policy learning algorithm for  $H_\infty$  state feedback control of unknown affine nonlinear discrete-time systems," *IEEE Trans. Cybern.*, vol. 44, no. 12, pp. 2706–2718, 2014.
- [42] H. Zhang, R. Song, Q. Wei, and T. Zhang, "Optimal tracking control for a class of nonlinear discrete-time systems with time delays based on heuristic dynamic programming," *IEEE Trans. Neural Netw.*, vol. 22, no. 12, pp. 1851–1862, 2011.
- [43] B. Wang, D. Zhao, C. Alippi, and D. Liu, "Dual heuristic dynamic programming for nonlinear discrete-time uncertain systems with state delay," *Neurocomputing*, vol. 134, pp. 222–229, 2014.
- [44] J. G. Rueda-Escobedo, E. Fridman, and J. Schiffer, "Data-driven control for linear discrete-time delay systems," *IEEE Trans. Autom. Control*, pp. 1–1, 2021.
- [45] R. Moghadam, S. Jagannathan, V. Narayanan, and K. Raghavan, *Optimal Adaptive Control of Partially Uncertain Linear Continuous-Time Systems with State Delay*, pp. 243–272. Cham: Springer International Publishing, 2021.
- [46] R. Moghadam and S. Jagannathan, "Optimal adaptive control of uncertain nonlinear continuous-time systems with input and state delays," *IEEE Trans. Neural Netw. Learn. Syst.*, pp. 1–10, 2021.
- [47] D. Kleinman, "On an iterative technique for Riccati equation computations," *IEEE Trans. Autom. Control*, vol. 13, no. 1, pp. 114–115, 1968.
- [48] R. F. Curtain, *An Introduction to Infinite-Dimensional Linear Systems Theory*. New York, NY: Springer, 1995.
- [49] Y. Eidelman, V. Milman, and A. Tzolomitis, *Functional Analysis, An Introduction*. Rhode Island, USA: American Mathematical Society, 2004.
- [50] K. Gu, V. L. Kharitonov, and J. Chen, *Stability of Time-Delay Systems*. Boston, MA: Birkhäuser, 2003.
- [51] E. Fridman, *Introduction to Time-Delay Systems Analysis and Control*. Switzerland: Springer, 2014.
- [52] R. E. Kalman, "Contributions to the theory of optimal control," *Boletín Sociedad Matemática Mexicana*, vol. 5, no. 2, pp. 102–119, 1960.
- [53] K. Uchida and E. Shimemura, "Closed-loop properties of the infinite-time linear-quadratic optimal regulator for systems with delays," *Int. J. Control*, vol. 43, no. 3, pp. 773–779, 1986.
- [54] C. C. Pugh, *Real Mathematical Analysis, 2nd Edition*. AG Switzerland: Springer International Publishing, 2015.
- [55] M. J. D. Powell, *Approximation Theory and Methods*. New York, NY: Cambridge University Press, 1981.
- [56] Z. P. Jiang, C. Prieur, and A. Astolfi (Editors), *Trends in Nonlinear and Adaptive Control: A Tribute to Laurent Praly for His 65th Birthday*. NY, USA: Springer Nature, 2021.
- [57] K. J. Åström and B. Wittenmark, *Adaptive control, 2nd Edition*. MA, USA: Addison-Wesley, 1997.
- [58] C. Mei, J. G. Cherng, and Y. Wang, "Active control of regenerative chatter during metal cutting process," *J. Manuf. Sci. Eng.*, vol. 128, pp. 346–349, 06 2005.
- [59] T. Insperger and G. Stépán, "Semi-discretization method for delayed systems," *Int. J. Numer. Methods Eng.*, vol. 55, no. 5, pp. 503–518, 2002.