

Towards Multimodal Prediction of Spontaneous Humor: A Novel Dataset and First Results

Lukas Christ¹, Shahin Amiriparian², Alexander Kathan¹, Niklas Müller³, Andreas König³,
and Björn W. Schuller^{1,2,4}, *Fellow, IEEE*

Abstract—Humor is a substantial element of human social behavior, affect, and cognition. Its automatic understanding can facilitate a more naturalistic human-AI interaction. Current methods of humor detection have been exclusively based on staged data, making them inadequate for ‘real-world’ applications. We contribute to addressing this deficiency by introducing the novel Passau-Spontaneous Football Coach Humor (Passau-SFCH) dataset, comprising about 11 hours of recordings. The Passau-SFCH dataset is annotated for the presence of humor and its dimensions (sentiment and direction) as proposed in Martin’s Humor Style Questionnaire. We conduct a series of experiments employing pretrained Transformers, convolutional neural networks, and expert-designed features. The performance of each modality (text, audio, video) for spontaneous humor recognition is analyzed and their complementarity is investigated. Our findings suggest that for the automatic analysis of humor and its sentiment, facial expressions are most promising, while humor direction can be best modeled via text-based features. Further, we experiment with different multimodal approaches to humor recognition, including decision-level fusion and MuT, a multimodal Transformer approach. In this context, we propose a novel multimodal architecture that yields the best overall results. Finally, we make our code publicly available at <https://www.github.com/lc0197/passau-sfch>. The Passau-SFCH dataset is available upon request.

Index Terms—Humor, Multimedia, Dataset, Affective Computing, Sentiment Analysis, Computer Audition, Computer Vision, Natural Language Processing

1 INTRODUCTION

HUMOR can be defined as a communicative expression that establishes surprising or incongruent relationships or meaning and is intended to amuse [1, 2]. Humor is an essential element of human communication and is characterized by its multifaceted nature [3]. Whether in the form of a simple punchline or humorous non-verbal behavior within a conversation, humor can be used in a variety of ways and can have strong effects on interlocutors’ states of mind and interpersonal perceptions, making it a powerful form of human interaction [4, 5]. In fact, humor impacts not only individuals but also group behavior and group dynamics. For example, certain types of humor, as used by leaders, have been shown to improve team performance in companies [6]. More generally, humor can foster social exchange, relaxation [5], and creativity [6].

Scientific interest in humor can be traced back to at least the ancient Greeks and has led to a plethora of theories on the nature of humor [7]. As of today, numerous disciplines, including sociology [8], psychology [9, 10], philosophy [11], neuroscience [12], and management [2] investigate humor from different perspectives. In computer

science and, especially, affective computing, the automatic measurement of humor has attracted increasing scholarly attention in recent years, e.g. [13, 14, 15]. In particular, humor has been identified as important in human-computer interaction [16, 17]. Because of the ubiquity of humor in our everyday interpersonal interactions, its automatic and multimodal measurement is highly relevant [4].

Humor can be expressed in a variety of ways and modalities. An utterance may be perceived as humorous due to its semantic content (text), accompanying gestures or facial expressions (visual signals), variations in voice (audio signal) or a combination thereof. Gironzetti [18] provides an extensive overview of empirical studies on the multimodality of humor. Automated Machine Learning (ML)-based humor recognition can exploit this multimodality by taking the textual, visual, and acoustic modalities into account, e.g. [15].

However, previously presented multimodal ML approaches are based on datasets in which humor is used in a scripted context, such as data collections from TED Talks [19] or TV series [20, 21]. To the best of our knowledge, there is no database allowing for an automated detection of *spontaneous* humor. This poses a difficulty as spontaneous *in-the-wild* humor may substantially differ from planned humor in a scripted scenario. Moreover, existing datasets typically only come with a simple, binary label scheme indicating the presence of humor.

As a starting point to address these shortcomings, we introduce the novel Passau Spontaneous Football Coach Humor (PASSAU-SFCH) dataset which is based on press conferences – and hence, non-scripted communication – of professional football coaches from the German *Bundesliga*

¹Lukas Christ, Alexander Kathan and Björn W. Schuller are with the Chair of Embedded Intelligence for Health Care and Wellbeing, University of Augsburg, Germany. {lukas1.christ, alexander.kathan, bjoern.schuller}@uni-a.de

²Shahin Amiriparian and Björn W. Schuller are with the Chair of Health Informatics, Klinikum rechts der Isar, TUM, Germany. {shahin.amiriparian, schuller}@tum.de

³Niklas Müller and Andreas König are with the Chair of Strategic Management, Innovation, and Entrepreneurship, University of Passau, Germany. {niklas.mueller, andreas.koenig}@uni-passau.de

⁴Björn Schuller is also with GLAM – the Group on Language, Audio, & Music, Imperial College London, UK.

(the national premier soccer league). While press conferences are clearly not a fully *in-the-wild* scenario, the dataset is intended to provide a first step towards humor recognition in more realistic, spontaneous communication situations. PASSAU-SFCH includes annotations according to the widely used Humor Style Questionnaire (HSQ) proposed by Martin et al. [22]. We compare the PASSAU-SFCH dataset to other humor detection databases and provide deeper insights into the data.

Furthermore, we extract an extensive set of features for the audio, video, and text modalities. Based on that, we conduct a series of ML experiments on automatically analysing the use of humor in PASSAU-SFCH.

2 RELATED WORK

Early approaches to automatic humor recognition focused on textual data only. We give a brief overview of them in Section 2.1. Recently, multimodal approaches, discussed in Section 2.2, have attracted increasing interest.

2.1 Textual Humor Recognition

humor recognition has become a vibrant subfield of Natural Language Processing (NLP). The first attempts at text-based humor recognition can be traced back to 2004 when Taylor and Mazlack [23] investigated wordplay in jokes utilizing N-grams. In 2005, Mihalcea and Strapparava [24] introduced a dataset of humorous and non-humorous one-liner sentences sourced from the web alongside machine learning approaches to predict whether a sentence is humorous or not. Another dataset often used is the *Pun of the Day* dataset created by Yang et al. [25]. This data set consists of puns scraped from a website and non-humorous data acquired from, amongst others, news websites. Recently, social media data have become a popular source for textual humor datasets, with datasets based on tweets [26, 27, 28] and Reddit posts [13] being proposed. While most available datasets are in English, corpora in Italian [29], Spanish [27], Chinese [30], and Russian [31, 32] have been created. Typically, these datasets come with binary labeling, i. e., texts are annotated on whether they are humorous or not. This is different in, e. g., *#HashtagWars* [26] and the dataset by Castro et al. [27], where texts are annotated with different degrees of humor. For task 7 of SemEval-2017 [33], English puns have been labeled for the location and interpretation of the word responsible for the pun. Task 7 of Semeval-2021 [34] introduced a dataset in which social media posts are not only labeled for humorous intentions but also regarding controversy and offensiveness. Another approach to creating text-based humor recognition datasets is headline editing [35, 36]. West and Horvitz [35] let annotators edit a funny news headline into a serious one, while Hossain et al. [36] reverse this process, encouraging annotators to modify a serious headline into a funny one.

Earlier textual humor recognition approaches relied on handcrafted features such as antonymy or alliterations and machine learning models such as Support Vector Machines (SVMs) and Random Forests [24, 25]. In recent years, Deep Neural Networks (DNNs) have been employed. To give an example, Chen and Soo [30] build a Convolutional Neural

Network (CNN), while Ren et al. [37] propose an approach based on Long Short-Term Memorys (LSTMs) and an attention mechanism. With the advent of pretrained transformer-based Large Language Models (LLMs) like BERT [38], the focus of textual humor detection shifted towards such models, motivated by their promising performance in many NLP downstream tasks. For example, Weller and Seppi [13] finetune BERT for the recognition of jokes. Similarly, [39] make use of BERT sentence embeddings to tell jokes and non-jokes apart. In [40], a framework and dataset towards training generative LLMs to respond in a humorous way is proposed.

More recent and more extensive LLMs such as LLaMa [41] or GPT-4 [42] have received considerable attention from the NLP community, in particular due to their impressive few-shot and zero-shot capabilities. In this context, Jentzsch and Kersting [43] investigate to what extent ChatGPT is able to generate and explain jokes. Similarly, Baranov et al. [44] test ChatGPT and Flan-UL2 [45] w.r.t. detection and continuation of jokes.

Another line of research related to textual humor recognition is concerned with memes, i. e., humorous combinations of images and text. To give but a few examples, Liu et al. [46] computationally analyze figurative language in memes, Pramanick et al. [47] address the problem of detecting harmful memes, and Pranesh and Shekhar [48] propose a method to determine the sentiment of memes.

2.2 Multimodal Humor recognition

The fact that scholars have made promising attempts to model humor based on texts alone seems problematic as semantics is only one aspect of an utterance. Especially when it comes to more natural scenarios such as dialogues between people, voice and mimic often complement the semantic content of an utterance and may help both humans and machine learning models to grasp more validly whether an utterance is meant to be humorous or not. Interestingly, in this regard, the investigation of multimodal approaches to humor recognition gained traction considerably later than text-only humor recognition. To the best of our knowledge, Bertero and Fung [20] were the first to create a multimodal dataset for humor detection in 2016. They extracted dialogues from the TV sitcom *The Big Bang Theory* and utilized the canned laughter to automatically label them as being humorous or not. Similar datasets, also based on *The Big Bang Theory* and labeled using canned laughter, are created in [49], [50], and [51]. In general, TV shows are a popular source for multimodal humor datasets. Wu et al. [21] introduce two datasets MUMOR-EN and MUMOR-ZH, constructed from the English sitcom *Friends* and a Chinese sitcom, respectively. MaSaC [52] consists of Hindi-English code-mixed sitcom dialogues manually annotated for the presence of humor as well as sarcasm. A different approach is presented in [53], where the authors obtained humor labels by exploiting time-aligned user comments for videos on the Chinese video platform Bilibili. Hasan et al. [19] compile their dataset UR-Funny from TED talk recordings, using laughter markup in the provided transcripts to automatically label punchline sentences in the recorded talks. For Open Mic, Mittal et al. [54] collected standup

comedy recordings and used the audience’s laughter to create annotations indicating the degree of humor on a scale from zero to four. Similar to text-only datasets, most multimodal datasets are in English, notable exceptions being the already mentioned MUMOR-ZH [21], MaSaC [52], the Chinese dataset used in [53] and M2H2 [55], which is based on a Hindi TV show.

Regarding multimodal humor prediction, Bertero and Fung [20] experiment with CNNs and Recurrent Neural Networks (RNNs), but also Conditional Random Fields (CRFs). Yang et al. [56] utilize RNNs for processing sequences of body pose and facial expression features and combine them with BERT encodings of verbal utterances. Most recent approaches often use (self-)attention mechanisms to fuse representations of different modalities. For instance, the MuLOT model proposed by Pramanick et al. [14] employs attention within and across different modalities. Hasan et al. [15] obtain Transformer-based embeddings for the audio, video, and text modality and complement the latter with additional textual features inspired by humor theories. Further examples include the models introduced in [19], [52], [50], and [49]. Chauhan et al. [57] also employ a Transformer architecture and, in addition, exploit sentiment and emotionality predictions as auxiliary tasks for humor detection. The aforementioned methods were developed specifically for the humor detection task. Besides, models intended for multimodal sentiment-related tasks in general have been introduced and evaluated also for the humor detection task recently. Examples of such generic approaches are Multimodal Transformer (MuT) [58], Modality-Invariant and -Specific Representations for Multimodal Analysis (MISA) [59], and Bi-bimodal Fusion Network (BBFN) [60], which have all shown promising performance for the UR-Funny dataset [19].

A variant of PASSAU-SFCH was already featured in the MUSE-HUMOR subchallenge of the **Multimodal Sentiment Analysis Challenge (MuSe) 2022** [61, 62]. Here, participants were tasked with predicting the presence of humor in PASSAU-SFCH. Participants could utilize the text, audio, and video modality. Several systems were proposed to tackle this task, all of them employing the Transformer architecture [63, 64, 65]. Key to this data set, as well as the one presented here is that it addresses focal shortcomings in the extant approaches mentioned above. First, the detection of humor occurs independent of laughter, which humor scholars have long described as theoretically orthogonal to humor, such that laughter-based recognition can lead to false positive and, especially, false-negative errors in humor recognition [66]. Second, the extant methodologies do not account for the notion long established in social-psychological research on humor that humor is multifaceted, i.e., involves substantially different types which can induce fundamentally different intra- and interpersonal affective, cognitive, and conative responses, e.g. [4, 5, 67].

3 PASSAU SFCH DATABASE

The PASSAU-SFCH database was originally created to develop a multimodal measurement of executive humor, i.e., humor utilized by corporate leaders. Football or professional sports in general, taking coaches as executives, pro-

vides a suitable and previously used context [68] for this purpose.

From the methodological point of view, there are at least two reasons for choosing recordings of football press conferences for the purpose of automatic humor recognition: First, a large amount of relevant data, including audiovisual recordings of press conferences, is publicly available. Second, football press conferences are quasi-experimental settings [69] including ad-hoc communication. Football coaches and journalists meet on a regular basis and follow standardized, structured procedures and rules, such as requirements for positioning of lights and a predetermined protocol of opening statement and question & answer format [70]. The standardized setting facilitates comparability across individual videos, different coaches, and time.

Sections 3.1 to 3.7 introduce the PASSAU-SFCH database in detail. Moreover, we discuss its differences from existing humor detection datasets in Section 3.8

3.1 Collection

With permission of the Deutsche Fußball Liga (DFL), we collected 59 pre-match press conference videos of 10 Bundesliga coaches from the first 13 match days of the season 2017/2018. All videos were publicly available on Facebook or YouTube. We aimed for our raw dataset to comprise at least 1 hour of communication for each of the 10 coaches. Throughout this work, we refer to individual coaches by IDs from 1 to 10 for the sake of privacy. As an important limitation, the coaches are all male, aged between 29–52 years (average 42 years), and of a similar cultural background.

Table 1 displays statistics on the lengths of the individual recordings and recordings per coach. Importantly, our sample only includes native German speakers with full professional proficiency to mitigate the potential influence of different cultural contexts, a coach’s preference for certain communication content and style as well as the audience’s reaction to their humor [71].

	#	μ (Duration)	σ (Duration)
subjects	10	01:05:30	00:15:48
videos	59	00:11:06	00:06:51

TABLE 1: Key dataset statistics. Durations are given in the hh:mm:ss format. All information refer to the data after parts where the coach is not speaking have been removed (cf. Section 3.4).

3.2 Transcriptions

We obtain transcriptions for every video in four steps. First, we generate automatic transcriptions via an XLSR-Wav2Vec2 model [72] fine-tuned on the German part of CommonVoice [73]¹. Especially depending on the degree of the dialect spoken by the subjects, we find the results to be of mixed quality.

Hence, in the second step, the automatic transcriptions were corrected manually. Third, in order to be able to

1. <https://huggingface.co/jonatasgrosman/wav2vec2-large-xlsr-53-german>

align the transcripts to the videos, we use the Montreal Forced Aligner tool [74] to create timestamps on the word level. Lastly, since we need the transcripts to be segmented into sentences for textual feature extraction, we apply the Transformer-based multilingual punctuation restoration model introduced by Guhr et al. [75]² to the manually corrected transcripts.

3.3 Annotation

As annotation scheme, we choose the two dimensions of humor of the HSQ proposed by Martin et al. [22] – arguably the most widely used taxonomy of humor in the social sciences, e.g. [71, 76, 77, 78]. The HSQ distinguishes different styles of humor usage along their sentiment – i. e., negative vs positive – and their direction – i. e., others-directed vs self-directed. This results in 4 different humor styles, as illustrated in Figure 1. The HSQ is particularly well suited for collecting real-time continuous annotations, given its comprehensiveness and conceptual parsimony and because it clearly refers to behavioral expressions of humor (cf. Figure 1). Notably, in line with recent works in the social sciences, e.g. [79], we apply the HSQ typology to measure behavioral, individual, and real-time expressions of humor rather than trait humor. Examples of the different humor styles based on the gold standard (cf. Section 3.6) can be found in the supplementary material.

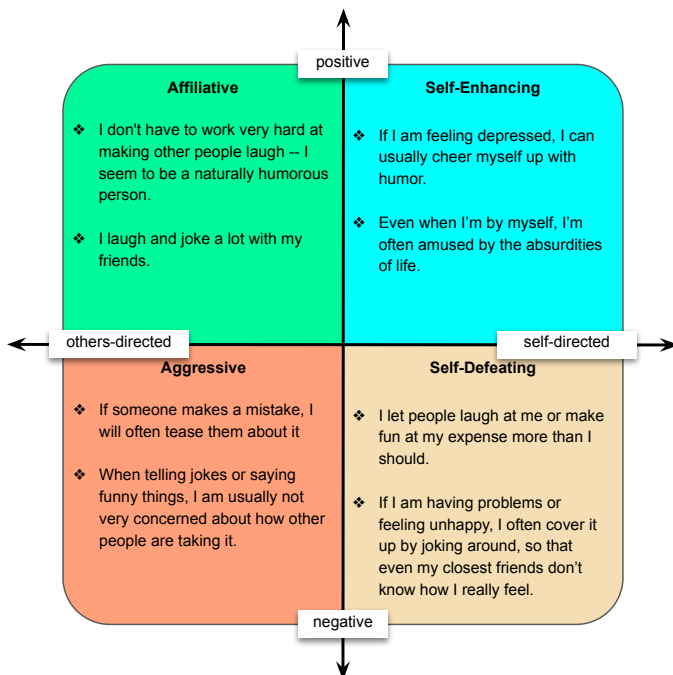


Fig. 1: Illustration of the humor styles proposed by Martin et al. [22]. The x-axis represents the direction dimension (self vs other-directed), and the y-axis the sentiment dimension (negative vs positive sentiment). The resulting quadrants each correspond to a humor style and are illustrated with items from the HSQ which are associated with the respective humor style (cf. Martin et al. [22] p. 58f.)

2. <https://huggingface.co/oliverguhr/fullstop-punctuation-multilang-large>

All videos are annotated by the same 9 trained annotators (5 female, 4 male) of similar age (average 25.33 years; range 23-31 years) and background. We utilize the DARMA [80] software to obtain 2 Hz annotation signals for both sentiment and direction via a joystick. Details on the annotation process are provided in the supplementary material.

3.4 Preprocessing

We remove all parts of the video in which the coach is not speaking. This is necessary because we aim to predict humor solely based on data of the person in question, without considering possible reactions from the audience, especially laughter. After that, we are left with a dataset containing about 11 hours of video in total, with about an hour of video recordings per coach.

Regarding the annotation signals, we first apply thresholding to remove small, evidently erroneous amplitudes. Afterward, the signals are clipped to account for outliers and subsequently min-max normalised. An annotation value is considered an outlier if it deviates from the mean by more than 2.5 standard deviations. We perform all these operations separately for each annotator and dimension (sentiment, direction). Moreover, because of the sparsity of segments considered humorous, we entirely ignore zero values in all of the computations mentioned above.

3.5 Agreement

The agreement is reported for both the sentiment and direction annotations. Moreover, agreement on whether humor was detected at all can be computed.

On average, about 4.4% of the sentiment annotations per rater are non-zero, with a standard deviation of 2.3%. Similar values can be observed for the direction labels, with a mean of 4.7% and a standard deviation of 2.1%. We calculate the agreement for the sentiment and direction annotations by simplifying both of them to predictions of three classes, namely $\{others-directed, self-directed, none\}$ and $\{negative, positive, none\}$. This way, we acquire for every 500 ms time step and annotator a discrete prediction of sentiment and direction. On these predictions, Krippendorff's α values of .1565 and .1893 for direction and sentiment, respectively, are obtained. We consider our annotations valid as these inter-rater agreement scores show overlap, even though they are also not indicative of broad consensus. In fact, we believe the relatively low inter-rater agreement concerning the two HSQ axes can be related to the complex and contextualized nature of humor. In order to estimate the agreement on whether humor is present, we treat every annotation as humorous if there is a non-zero value for either sentiment or direction, regardless of its sign. For this binary scheme, the overall Krippendorff's α value is .1862.

Overall, the agreement for all annotations is considerably low. Humor is only displayed occasionally by coaches during a press conference. Moreover, oftentimes this humor is, on the one hand, rather subtle, and, on the other hand, domain-specific, i. e., a basic understanding of football may not be sufficient to understand the evoked allusions and jokes. Furthermore, small time lags in the 2 Hz annotations distort the agreement values. Another problematic aspect is

that the type of humor may vary for different coaches. This intuition is supported by a closer look at the agreements for each coach.

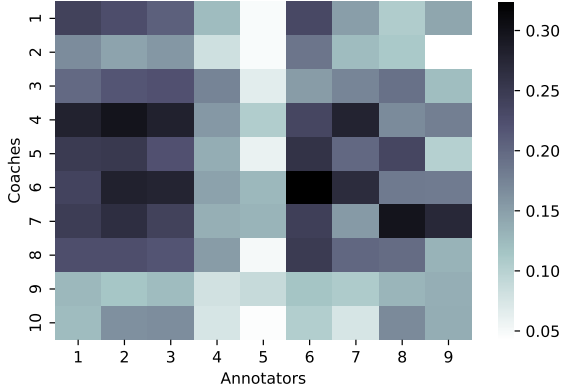


Fig. 2: Mean humor agreements per coach and rater. Each cell represents the mean α value on the binary humor labels between an annotator and all the other annotators for the respective coach.

As depicted in Figure 2, the agreement is highly coach-dependent, with for example coach 9 displaying low mean α values compared to a relatively high agreement for, e. g., coach 6. Moreover, there are annotators who usually show a comparatively low agreement with other annotators, e. g., annotator 5. Depending on factors such as knowledge, norms, and other cognitive structures, people perceive different events as humorous [9]. In other words, our annotation data reflect that the expression and perception of humor are highly contextual [81]. With the gold standard creation process described in Section 3.6, we seek to reduce the influence of annotators that display low agreements. Our experiments show that ML models can, to a degree, learn to distinguish between humorous and non-humorous instances of the dataset and between different types of humor (cf. Section 5). This indicates that the proposed gold standard actually captures a distinct phenomenon, namely humor.

3.6 Gold Standard Creation

We first generate gold standard labels for sentiment and direction of humor by fusing the respective annotations in every video. The following describes the gold standard creation procedure which was applied to both the sentiment and the direction annotations.

Let $A = \{a_1, \dots, a_9\}$ denote the set of annotators and $N = \{n_1, \dots, n_{|N|}\}$ the set of videos. We write $x_{n,a}$ for the signal corresponding to the annotation of a video $n \in N$ by a rater $a \in A$. Consistent with established practices for fusing continuous affect-related annotations [82, 83, 84], we utilize a fusion method in the fashion of Evaluator Weighted Estimator (EWE) [85], i. e., we calculate agreement-based weighted sums from the individual annotators' signals. Since agreement varies depending on the coach in question (cf. Section 3.5), we calculate a weight $w_a(c)$ for every annotator a and coach c . To do so, we only consider frames

for which at least one annotator caused an amplitude. These signals are concatenated per annotator a and coach c , resulting in signals $\mathbf{x}_{N|c,a}$.

Our weightings $w_a(c)$ then include two aspects of agreement. On the one hand, weights $w_a(c)'$ based on the agreements between the annotator a 's and all other annotators' signals are computed utilizing Concordance Correlation Coefficient (CCC), as given in Equation (1). On the other hand, we consider agreement regarding the sheer presence of humor. For example, if annotator a disagrees with a' on whether an utterance is self- or others-directed, they still agree on the utterance being humorous. To account for this kind of agreement, another weight $w_a(c)''$ is calculated based on the signals' absolute amplitudes, as can be seen in Equation (2).

$$w_a(c)' = \frac{1}{|A| - 1} \sum_{a' \neq a} \text{CCC}(\mathbf{x}_{N(c),a}, \mathbf{x}_{N(c),a'}), \quad (1)$$

$$w_a(c)'' = \frac{1}{|A| - 1} \sum_{a' \neq a} \text{CCC}(|\mathbf{x}_{N(c),a}|, |\mathbf{x}_{N(c),a'}|). \quad (2)$$

In Equation (2), $|\cdot|$ is meant to be an element-wise application of the absolute operator to a signal. The final weights $w_a(c)$ are then computed according to Equation (3).

$$w_a(c) = \frac{w_a(c)' + w_a(c)''}{\sum_{a' \in A} (w_{a'}(c)' + w_{a'}(c)'')}. \quad (3)$$

Finally, the gold standard values for sentiment and direction are calculated as weighted sums.

Based on the fused annotations for sentiment and direction, a binary signal indicating the presence of humor can be computed. Any amplitude in any of the two dimensions is regarded as humor. To account for small lags, we further apply a windowing approach with frame size $2s$ and hop size $1s$ to the fused sentiment and direction signals, resulting in 39,682 segments. Motivated by low Jaccard agreements for binary humor detection (cf. Section 3.5), we drop the three annotators with the lowest mean inter-annotator agreement per video. Each segment is labeled as humorous if at least 3 of the remaining 6 annotators have produced any amplitude for sentiment or direction within that segment.

For consistency, we use the same $2s$ windowing approach to transforming the fused sentiment and direction signals. We reduce at most 4 values per window to one via mean pooling. Finally, all sentiment and direction segments are set to 0, if the corresponding humor label is 0.

3.7 Dataset Statistics

In total, 6.02% of the 39,682 segments are labeled as humorous. Different coaches display different amounts of humor in the recorded press conferences. Figure 3 clearly illustrates considerable differences in the usage of humor in general.

For most coaches, affiliative – i. e., positive, others-directed humor – is the prevalent style of humor, with coach 4 being a notable exception. Self-defeating humor, on the contrary, is rare for every coach. Table 2 provides further statistics about the distributions of different humor styles in the dataset.

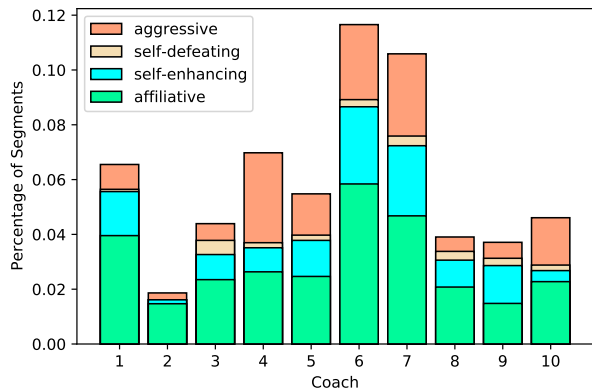


Fig. 3: Percentage of humorous segments per coach in the gold standard, partitioned by humor style.

[%]		Sentiment		Σ
		negative	positive	
Direction	self	.0427 (.0443 \pm .0338)	.2229 (.2084 \pm .0845)	.2656 (.2528 \pm .1022)
	other	.2560 (.2337 \pm .1113)	.4759 (.5109 \pm .1123)	.7327 (.7457 \pm .1031)
Σ		.2995 (.2784 \pm .1070)	.6996 (.7205 \pm .1068)	

TABLE 2: Humor style percentages, based on humorous segments only. Means and standard deviations refer to the different coaches.

3.8 Comparison with other Humor Datasets

In contrast to existing humor detection datasets, the subjects in our database act, in general, spontaneously, as they do not know in advance the exact questions they will be asked at the press conference. However, it can be argued that professional football coaches are used to handling such situations. Hence, it is reasonable to speak of a *semi-staged* situation here, in contrast to fully staged scenarios like acted TV shows, standup comedy, or TED talks.

Besides, our dataset is the first to include annotations according to the HSQ. SHEMUD [57] also comes with a sentiment label, corresponding to one of the two HSQ dimension. While other datasets are labeled automatically, for example by using canned laughter [20, 49], or by three human annotators [21, 55], each video in our database has been explicitly labeled for humor by the same 9 annotators. In addition, to the best of our knowledge, PASSAU-SFCH is the first dataset for both textual-only and multimodal humor detection in German.

Humor is distributed comparably sparsely across the recordings in PASSAU-SFCH, with only 6.02% of the segments being labeled humorous. In other datasets, at least 24% of the annotated units are considered humorous. This sparsity is due to the rather matter-of-fact nature and objectives of press conferences.

In Table 3, we provide a detailed comparison of our dataset with other humor datasets. An aspect not covered by Table 3 is the annotation level. Different from all existing humor databases except the one created by Yang et al. [53], PASSAU-SFCH is labeled in a time-continuous manner. All other datasets listed in Table 3 are annotated at utterance

level, i. e., an utterance is either a punchline/joke or not. In PASSAU-SFCH, also due to the comparably natural setting, an utterance may consist of humorous and non-humorous segments.

4 EXPERIMENTAL SETUP

Our experiments are illustrated in Figure 4. In order to explore the strengths and weaknesses of all three available modalities, we compute three different contemporary feature sets for each of them. We then address the tasks of humor recognition as well as sentiment and dimension prediction. For the latter two, SVMs are utilized, while we employ Gated Recurrent Units (GRUs) for the recognition of humor. Given their simplicity and capacity to model sequences, GRUs are a natural choice for the task at hand. Note that for the experiments regarding sentiment and direction, only the segments labeled as humorous are considered. We opt for SVMs for these two tasks after we observed massive overfitting with GRUs on the resulting comparatively small datasets. In order to study the different modalities' and features' suitability for predicting humor, sentiment, and direction, we focus on simple, unimodal experiments. In addition, we experiment with combining the different modalities utilizing both a basic late fusion technique and more advanced multimodal training methods.

4.1 Features

Given the multimodal nature of humor, we make use of audio, video, and text data. For each of the three modalities, three different feature sets are computed, using both Transformers and more 'conventional' machine learning techniques.

4.1.1 Audio

Regarding audio, we opt for the extended version of the Geneva Minimalistic Acoustic Parameter Set (eGeMAPS) [86], DEEP SPECTRUM (DS) [87], and Wav2Vec2 (W2V) [88]. All extracted audio features are aligned to the initial 2 Hz timestamps due to step sizes of 500 ms.

The eGeMAPS feature set comprises 88 speech-related paralinguistics features such as pitch, loudness, and Mel-Frequency Cepstral Coefficients (MFCCs). It has been successfully applied in Speech Emotion Recognition (SER) before [89, 90, 91], and is thus a promising approach to affect-related tasks such as humor detection. The eGeMAPS features are extracted for every 2s segment via OPENSMILE [92]³ using the standard configuration with a frame size of 1s and a step size of 500 ms.

DEEP SPECTRUM⁴ [87], on the contrary, is a DNN-based toolkit designed to extract high-dimensional features from audio data. It has demonstrated its suitability for tasks related to ours such as SER [90, 93, 94] and sentiment analysis [95]. To compute the features, (Mel-)spectrograms or chromagrams are fed into CNNs pretrained on image data. In our experiments, we opt for a 128-band Mel-spectrogram

3. <https://github.com/audeering/opensmile>

4. <https://github.com/DeepSpectrum/DeepSpectrum>

Authors (Dataset Name)	Extra Labels	#Annotators	Dur. [h]	#Spk.	Lang.	% Humor	Scenario (scripted)
Bertero and Fung [20] (-)	-	-	?	? (>7)	en	42.8	<i>Big Bang Theory</i> (yes)
Yang et al. [53] (-)	-	-	6.77	1	zh	26.72	Bilibili platform (yes)
Hasan et al. [19] (UR-FUNNY)	-	-	90.23	1741	en	50	TED Talks (yes)
Mittal et al. [54] (OPEN MIC)	-	3	~ 17	?	en	87.87	Standup Comedy (yes)
Wu et al. [21](MUMOR-ZH)	-	3	18.12	91	zh	28.36	TV sitcoms (yes)
Wu et al. [21] (MUMOR-EN)	-	3	9.03	259	en	24.59	TV sitcoms (yes)
Bedi et al. [52] (MASAC)	Sarcasm	3	80.98	5	hi/en	37.9	TV show (yes)
Patro et al. [49] (-)	-	-	84	? (>7)	en	82.5	<i>Big Bang Theory</i> (yes)
Kayatani et al. [50] (-)	-	-	77.7	10	en	>25	<i>Big Bang Theory</i> (yes)
Chauhan et al. [55] (M2H2)	-	3	4.5	41	hi	33.74	TV series (yes)
Chauhan et al. [57] (SHEMUD)	Sentiment, Emotionality	4	4.5	41	hi, en	33.74	TV series (yes)
Ours (PASSAU-SFCH)	Sentiment and Direction [22]	9	10.92	10	de	6.02	Press Conferences (no)

TABLE 3: Comparison of existing multimodal (audio, text, video) humor detection datasets and PASSAU-SFCH. *Dur.* denotes the overall duration of each dataset, *#Spk* the number of speakers in it. Regarding the language abbreviations, *zh* stands for Chinese, *hi* for Hindi and *de* for German. Note that the OPEN MIC dataset by Mittal et al. [54] is special since it contains humor intensity ratings on a Likert scale (0-4) and uses recordings of TED talks as negative examples. SHEMUD is an extension of M2H2 with additional translations and labels.

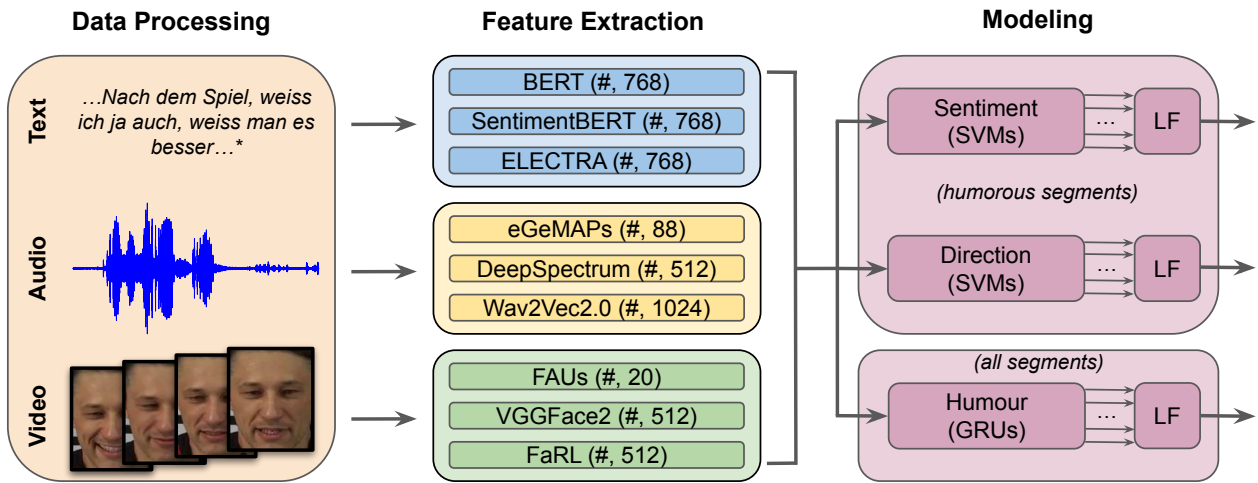


Fig. 4: Overview of the setup of the unimodal and corresponding late fusion experiments. For all segments, three features for each of the three modalities are extracted and fed into unimodal systems for Sentiment Prediction, Direction Prediction, and Humor Recognition, respectively. In, addition, late fusions (LF) are conducted. *The sentence roughly translates to “After the game, I know, one knows better”.

colored according to the *viridis* colormap as a visual representation of the audio data. A DENSENET121 [96] pretrained on the ImageNet [97] dataset is chosen as the CNN feature extractor. The feature vector is then given by the 1024-dimensional output of its last pooling layer. We utilize a window size of 1 s and a frame size of 500 ms.

Recently, Transformers [98] have emerged as an alternative paradigm for generating high-dimensional audio features. Such models, e.g., W2V [88] or HUBERT [99] are pretrained on large amounts of speech data utilizing self-supervised tasks. Features can then be devised from the internal representations of the model. W2V has shown promising performance in SER tasks [100, 101]. For our purposes, we choose the same fine-tuned XLSR-Wav2Vec2 model⁵ [72] as for the transcriptions. XLSR-Wav2Vec2 is based on W2V but pretrained on more than 100 languages.

In order to obtain embeddings, we use sliding windows with a frame size of 2 s and hop size of 500 ms to feed audio into the pretrained model. We then average over the representations returned by the final layer.

4.1.2 Text

For the textual features, we apply three pretrained Transformer models, BERT [38], German SentimentBERT [102], and ELECTRA [103]. BERT [38] has already been used in the context of both text-only [13, 39] and multimodal humor recognition [49, 60]. Since the subjects of PASSAU-SFCH speak German, we employ a German version of BERT⁶. German SentimentBERT [102]⁷ is a Transformer model trained on German sentiment analysis data. Since sentiment is one of the two dimensions of the humor proposed in the HSQ,

5. <https://huggingface.co/jonatasgrosman/wav2vec2-large-xlsr-53-german>

6. <https://huggingface.co/bert-base-german-cased>

7. <https://huggingface.co/oliverguhr/german-sentiment-bert>

we hypothesize that German SentimentBERT might outperform the more generic models. ELECTRA [103] is the third Transformer model which often outperforms the original BERT model in various NLP tasks [103]. For our experiments, we use a version of ELECTRA which is pretrained on German texts⁸.

We carry out the same feature extraction procedure for all three models. An utterance is already segmented into sentences due to punctuation restoration. Sentence-level features are then obtained by averaging the last 4 layers' representations for the special [CLS] token, following [104]. These features are aligned to the initial 500 ms annotations via the timestamps obtained from the Automatic Speech Recognition (ASR) output. The text feature for a 500 ms frame is the average overall – in practice, at most 2 – sentences intersecting with this frame. Besides, we also experimented with token-level features but found the results to be slightly worse than those for sentence-level embeddings.

4.1.3 Video

Because of the rather static press conference setting, we focus on face-related features for the video modality. This is further motivated by the coaches' faces typically being zoomed in on when the coaches are speaking. In the first step, we extract all faces using MTCNN [105] with a hop size of 500 ms in order to be in line with the 2 Hz annotations. We then make sure to only include the faces of the actual coaches. This is achieved by an automatic step, comparing FaceNet⁹ [106] embeddings of detected faces with embeddings of reference pictures. Subsequently, manual correction is carried out. Based on the extracted faces, three different feature sets are computed. Facial Action Units (FAUs) describe facial expressions. Ekman identified 44 such units and also proposed mappings from their activation to emotional states [107]. As FAUs play an important role in manual and automatic affect detection [108], we extract estimations of 20 different FAUs' activations using the PY-FEAT toolkit¹⁰.

Second, we extract latent facial features from a ResNet50 [109] trained on the VGGFACE 2¹¹ face recognition dataset. A 512-dimensional feature vector is obtained by taking the representations of its last hidden layer.

Third, we apply FaRL for Facial Representation Learning (FaRL) [110] which is a pretrained Transformer model designed for tasks related to facial features. Using the FaRL image encoder we obtain 512-dimensional features for the extracted face frames.

4.2 Models

Using the obtained feature sets from each modality, we train two sets of unimodal machine learning models, namely a GRU-RNN approach for the detection of humor segments and a SVM approach for the recognition of sentiment and direction. For our multimodal approaches, we employ late fusion for all three prediction targets. For humor detection,

we additionally explore a set of advanced methods for multimodal sentiment analysis, namely Low-rank Multimodal Fusion (LMF) [111], MulT [58], and MISA [59].

4.2.1 GRU-RNNs for Humor Detection

Since all features are extracted at a 2 Hz rate, each 2 s segment corresponds to up to 4 consecutive feature vectors. RNNs such as GRUs [112] are capable of modeling dependencies in sequential data and are thus a natural choice for this task. For each of the 9 feature sets, we train 10 different GRUs, each time setting aside one coach as a test subject. This way, we can gain insights into the predictability of each coach's individual humor style.

Hyperparameter searches, informed by previous results in [61, 62], regarding the number of layers, direction of the information flow (uni- or bidirectional), internal representation sizes, and learning rate of the training process are conducted for each feature set individually. In the training process, we split the data of the 9 training coaches randomly into a train and development set. Every model is trained for at most 20 epochs but potentially stopped early after 5 epochs of no improvement on the development set. To mitigate the influence of random initialization values, we repeat every training process 5 times with different, fixed random seeds. As a loss function, binary cross entropy is used. We choose AdamW [113] as the optimization algorithm. The Area Under the Curve (AUC) is utilized as the evaluation metric and as the early stopping criterion.

4.2.2 Multimodal Training for Humor Detection

In recent years, a plethora of methods dedicated to multimodal sentiment analysis based on audio, text, and video have been proposed. Since PASSAU-SFCH comprises audio, video, and text data, we evaluate a few such methods for their suitability in detecting humor in the PASSAU-SFCH recordings. We opt for LMF [111], MulT [58], and MISA [59] and make use of their implementations provided by Yu et al. [114]¹².

Similar to the LSTM approach, these three models only ingest representations of 2 s segments and predict the corresponding label. However, taking the entire clip instead of just 2 s into account can be expected to increase a model's performance, as a larger context of an utterance may include more cues for deciding whether an utterance is to be considered humorous or not. Hence, we also experiment with casting the humor problem as a sequence-to-sequence task. The Transformer-based MulT model can be conveniently modified to predict the sequence of humor labels for a sequence of input features. We refer to this variant as *MulT – full clips* in the following.

We further propose Video-Focused Multimodal Transformer (VFMM), a model architecture optimized for the problem at hand. Same as the full-clip MulT model, it also processes entire clips. From the unimodal results (cf. Table 4), it is clear that the video modality is most promising for humor detection in our dataset. The experiments with MulT show that the results do not tend to increase with more layers in the model. Informed by these findings, we design VFMM as a compact architecture that gives priority

8. <https://huggingface.co/german-nlp-group/electra-base-german-uncased>

9. <https://github.com/timesler/facenet-pytorch>

10. <https://py-feat.org>

11. <https://github.com/WeidiXie/Keras-VGGFace2-ResNet50>

12. <https://github.com/thuiar/MMSA>

to video data by design. Figure 5 illustrates the proposed VFMM approach.

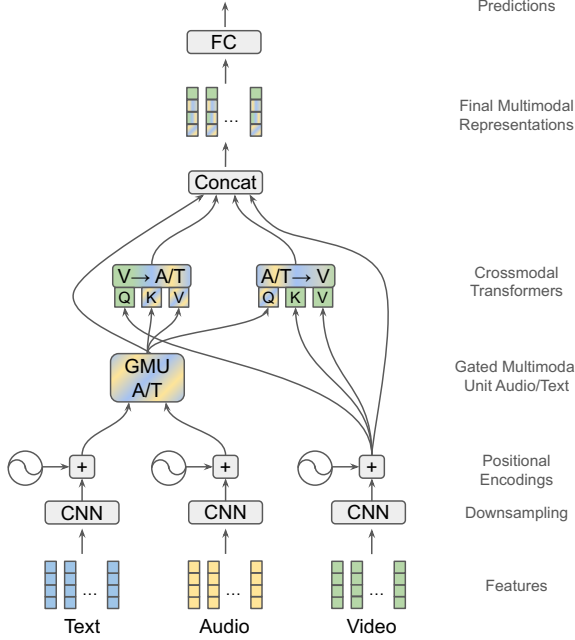


Fig. 5: The proposed VFMM architecture.

More formally, the model takes in input feature sequences $t = t_1, \dots, t_T$, $a = a_1, \dots, a_T$, and $v = v_1, \dots, v_T$, corresponding to text, audio and visual representations. Same as in MulT, CNN layers CNN_t , CNN_a and CNN_v project them to a common size d , where d is a hyperparameter.

$$t' = CNN_t(t) \quad (4)$$

$$a' = CNN_a(a) \quad (5)$$

$$v' = CNN_v(v) \quad (6)$$

Subsequently, fixed sinusoidal positional embeddings $PE = PE_1, \dots, PE_T$ are added to the representations, following the original Transformer approach [98].

$$t'' = t' + PE \quad (7)$$

$$a'' = a' + PE \quad (8)$$

$$v'' = v' + PE \quad (9)$$

As audio and text are less promising than the visual modality, we fuse them into a compact combined d -dimensional representation at . This fusion is implemented via a Gated Multimodal Unit (GMU) module [115].

$$at = GMU(a'', t'') \quad (10)$$

The representations at are then combined with the visual feature sequence v'' by cross-modal encoder-only Transformers as employed in MulT. The cross-modal Transformer variant considered here (denoted CMT) expects two sequences s_1 and s_2 of equal length. The sequence s_1 then serves as the query of the attention part of the Transformer, whereas s_2 accounts for the key and value sequences. Note

that we only use one encoder layer per cross-modal Transformer here. There are two CMT modules, as illustrated in Figure 5 and Equations 11 and 12

$$v \rightarrow at = CMT(v'', at) \quad (11)$$

$$at \rightarrow v = CMT(at, v'') \quad (12)$$

The final multimodal representations are obtained by concatenating v'' , at , $v \rightarrow at$, and $at \rightarrow v$, leading to a sequence of length T and dimensionality $4 \times d$. This sequence is fed to a fully connected layer with Sigmoid activation that outputs the predictions.

In all of the multimodal models, we opt for the best-performing features in the RNN experiments as features for the three different modalities. For all five approaches (LMF, MISA, MulT, MulT – full clips, VFMM), we conduct hyperparameter searches utilizing a speaker-dependent split of the dataset. We then train the models analogously to the RNN-based experiments (cf. Section 4.2.1) in a leave-one-subject-out manner. In the full-clip models, we observe benefits when restricting the attention matrices of the cross-modal Transformer modules. More precisely, we let each input element of a feature sequence attend only to at most 8 neighboring elements to both the left and the right.

4.2.3 SVMs for Humor Style Classification

Moreover, we investigate whether the sentiment and direction of humorous utterances can be recognized automatically. For these experiments, we only take humorous 2s segments into account. Since this limitation leaves us with only 2,387 data points, DNNs may not be a suitable choice. Instead, we train SVMs for both sentiment and direction prediction. We reduce both the sentiment and direction values to two classes $\{-1, 1\}$, thus framing both tasks as classification problems.

Because the features are extracted every 500ms, they must be reduced to the 2s label windows. This is achieved by computing the means of all feature values corresponding to a label window.

Analogously to Section 4.2.1, hyperparameter search is performed for every feature set separately in a leave-one-subject-out manner, always setting aside one coach for validation. Subsequently, in line with Section 4.2.1, 10 different models are trained for each feature set, each time leaving one coach out of the training data (leave-one-subject-out). We repeat every experiment with 5 fixed seeds.

As the evaluation metric, AUC is employed here as well. In order to obtain continuous predictions from SVMs, Platt Scaling [116] is applied.

4.2.4 Late Fusion

In order to explore the complementarity of different modalities, we conduct late fusion experiments for the recognition of humor as well as the prediction of both sentiment and direction. More specifically, we only consider the predictions obtained with the best-performing feature of each of the three modalities (text, audio, video) and build new predictions for every coach as follows. First, we z-standardize each feature's predictions. This is especially necessary for the predictions obtained by SVMs optimized for AUC, as different

SVMs’ predictions may have different scales. Then, we compute a weighted sum where the weights are based on the performance during training. As for the SVM experiments, we take the AUC on the training set, reduced by .5000, i. e., chance level, as the weight. Regarding GRUs, the highest AUC encountered on the validation set during the training process is chosen as the weight, also reduced by .5000. We explore all possible combinations of modalities, namely audio+text, audio+video, text+video, and audio+text+video.

5 RESULTS

We report the results for both the humor detection experiments with GRUs in Section 5.1. The SVM-based experiments regarding the prediction of humor style and sentiment are discussed in Section 5.2. Furthermore, we compare the results of all experiments across the different coaches in Section 5.3.

5.1 Humor Recognition

Table 4 lists the results for the binary humor recognition task addressed with GRUs. All features lead to above-chance performance for every coach. However, the AUC values differ considerably when comparing the three modalities.

Feature	Mean (Std)	Min	Max	> Chance
Audio				
eGeMAPS	.7003 (\pm .0674)	.6037	.8314	100 %
DEEP SPECTRUM	.6809 (\pm .0782)	.5935	.8494	100 %
W2V	.7505 (\pm .0687)	.6173	.8741	100 %
Text				
BERT	.7672 (\pm .0531)	.7126	.8919	100 %
GERSENT-BERT	.7445 (\pm .0602)	.6525	.8854	100 %
ELECTRA	.8044 (\pm .0689)	.7003	.9169	100 %
Video				
FAUs	.8361 (\pm .1022)	.5902	.9509	100 %
VGGFACE 2	.8349 (\pm .1048)	.6505	.9480	100 %
FaRL	.8962 (\pm .0766)	.7038	.9625	100 %
Late Fusion				
A + T	.8283 (\pm .0679)	.7361	.9321	100 %
A + V	.8902 (\pm .0696)	.7424	.9822	100 %
T + V	.9027 (\pm .0630)	.7734	.9887	100 %
A + T + V	.9038 (\pm .0600)	.7825	.9903	100 %
Multimodal Training				
LMF [111]	.8777 (\pm .0673)	.7432	.9654	100 %
MuT [58]	.8649 (\pm .0737)	.7521	.9538	100 %
MISA [59]	.8611 (\pm .0827)	.7140	.9601	100 %
MuT – full clips [58]	.9180 (\pm .0595)	.7719	.9850	100 %
VFMM – full clips (ours)	.9224 (\pm .0555)	.7804	.9847	100 %

TABLE 4: Results for binary humor prediction with different features with AUC as the evaluation metric. *Mean* and *Std* refer to the different coaches. More precisely, mean and standard deviations over the mean AUC (5 seeds) per coach are reported (standard deviations for every single coach’s 5 seeds are negligibly low in most cases). Analogously, *Min* and *Max* refer to the mean AUCs per coach. The column *> Chance* gives the percentage of coaches for which the mean AUC was above chance level, i. e., .5. The best results per modality are boldfaced, and the best unimodal and multimodal results overall are underlined.

All **visual features’** means are higher than the mean value of any audio or text feature. One reason for the good performance of face-related features here may be that the

coaches frequently smile or laugh during humorous utterances. It should be noted that laughter, with its meaning depending largely on the context of an utterance [117], does not necessarily imply humor. In the press conference setting, however, it might be more correlated to humorous utterances than in-the-wild. Among the video-based approaches, FaRL proves to be the best feature with a mean performance of .8962 AUC and the lowest standard deviation across all coaches. The expert-designed FAU features are outperformed by both deep learning-based approaches VGGFACE 2 and FaRL.

Textual features fall behind the video-based ones with the best textual approach ELECTRA leading to a mean AUC of .8044. This can partly be explained by the domain-specific nature of the texts in question. The textual features are extracted using Transformer models pretrained on more generic texts and thus may fail to capture football-specific humor. Another limiting factor for predicting humor in this setting using only the transcripts is that the transcripts are incomplete, as they only contain the coach’s answers, but not the journalists’ questions. The questions are, however, a crucial aspect of each utterance’s context. Nevertheless, the performance of text-based features is, in general, more robust than for the other two modalities, with standard deviations across the coaches of at most .0689, namely for ELECTRA). Also, the lowest mean AUCs for an individual coach observed during the textual experiments, i. e., .6525 with GERSENT-BERT, is higher than the lowest individual mean AUC of .5902 encountered with visual features.

The **audio modality** is less suitable for humor recognition, but still, all audio experiments result in AUCs over .5000. The performance of W2V is even comparable with that of BERT and GERSENT-BERT. However, it should be noted that due to its speech recognition pretraining task, W2V embeddings also encode some linguistic information [118]. Other than in the video experiments, the handcrafted eGeMAPS feature set leads to a slightly better result than the non-Transformer deep learning method DEEP SPECTRUM. Of note, for each modality, the most recent feature extraction technology – all of them being based on Transformers – performs best.

Table 4 also demonstrates individual differences among coaches. It is clear from the reported standard deviations as well as minimum and maximum values that for some coaches, humor is harder to predict than for others. Notable discrepancies between the best and worst AUC per coach can be observed for every feature set. The differences range from about .1800 AUC for BERT to about .3600 for FAUs. Individual differences in predictability will be analyzed more thoroughly in Section 5.3.

The results for different late fusions prove that, to a degree, the three modalities are complementary. Fusing the best audio and text predictions outperforms the best text-only result with .8283 mean AUC compared to .8044. The video modality can benefit from being combined with text only as well as audio and text simultaneously, the latter leading to a mean AUC of .9038. Especially notable is the improvement regarding the minimum AUC values per experiment. In the best unimodal case FaRL, an AUC of .7038 is achieved for the worst-performing coach in this experiment. For the worst performing coach in the three-

modal fusion experiment, however, an AUC of .7825 is observed, which marks a relative increase of more than 11 %.

The three advanced multimodal sentiment analysis methods based on 2s segments (LMF, MulT, MISA) do not outperform the results for late fusion of audio, text, and video. With mean AUC values of .8777, .8649, and .8611 for LMF, MulT, and MISA, respectively, they even perform slightly worse than the unimodal GRU for FaRL features (.8962 AUC). One reason for these comparably weak results may be that they only utilize the 2s segments, while all of these methods are designed with longer sequences such as in CMU-MOSI [119] or UR-Funny [19] in mind. Moreover, in our case, the video modality clearly trumps audio and text. Our weighted late fusion approach directly accounts for this imbalance, while the multimodal models may face difficulties to learn such information from the very short input sequences.

The models considering the full clips as inputs, however, prove to be superior over both the unimodal LSTMs and the late fusions. MulT on the full clips accounts for a mean AUC value of .9180, whereas our VFMM approach is responsible for the best results overall, namely .9224 mean AUC. Both models also exhibit lower standard deviations across subjects than all other multimodal methods, including late fusion. A comparison between the results of the 2s segment MulT version (.8649 mean AUC) and the full clip MulT (.9180 mean AUC) suggests that the superior performance of the full clip models can largely be attributed to their consideration of larger contexts.

The results of our VFMM model in comparison to the full-clip MulT indicate that systematically giving preference to the visual modality is beneficial for the data at hand. In MulT, each of the 6 modality combinations ($V \rightarrow A$, $A \rightarrow V$, $T \rightarrow A$, $A \rightarrow T$, $V \rightarrow T$, $T \rightarrow V$) is processed by a corresponding cross-modal Transformer. Subsequently, the thus obtained representations are concatenated as the basis for prediction. This approach potentially introduces noise while losing valuable information from the video-only representations. VFMM, in contrast, comes with only three modality fusions and retains the video-only representations via a residual connection. The overall number of trainable parameters of VFMM is 270,785, which is less than 75 % of the number of trainable parameters for the best MulT configuration (369,409).

5.2 Humor Style Classification

We analyze the results of the experiments described in Section 4.2.3 for the discrimination of humor direction and sentiment in Section 5.2.1 and Section 5.2.2, respectively.

5.2.1 Direction

In Table 5, the results for the experiments on distinguishing humor direction in humorous segments are presented. Different from humor recognition, the visual modality performs worst, with all features only marginally above or even below chance on average. The standard deviations and maximum values, however, show that for a few coaches, facial features do encode information on whether humor is self- or others-directed. Similar phenomena can be observed

Feature	Mean (Std)	Min	Max	> Chance
Audio				
eGeMAPS	.5496 (\pm .1073)	.3964	.7604	60 %
DEEP SPECTRUM	.5396 (\pm .1178)	.2864	.7656	80 %
W2V	.5314 (\pm .0896)	.4167	.7135	60 %
Text				
BERT	.6018 (\pm .1054)	.4363	.7784	80 %
GERSENT-BERT	.5756 (\pm .1449)	.2240	.7424	80 %
ELECTRA	.6108 (\pm .1081)	.4344	.8281	90 %
Video				
FAUs	.5119 (\pm .0287)	.4697	.5696	60 %
VGGFACE 2	.5012 (\pm .1584)	.3489	.8854	30 %
FaRL	.4410 (\pm .1435)	.0833	.6406	20 %
Late Fusion				
A + T	.6128 (\pm .1100)	.3806	.8229	90 %
A + V	.5493 (\pm .1079)	.3923	.7604	60 %
T + V	.6101 (\pm .1074)	.4349	.8281	90 %
A + T + V	.6126 (\pm .1102)	.3794	.8229	90 %

TABLE 5: Results for direction prediction on the humorous segments, reported as AUCs. The columns are analogous to those of Table 4.

in audio-based experiments. Here, more experiments yield results above chance, with DEEP SPECTRUM showing above-chance performance for 8 out of 10 coaches. On the one hand, the average audio results are only slightly larger than .5000 with no notable differences among the three different feature sets. On the other hand, there are coaches for which the audio modality alone is useful for predicting humor direction, as illustrated by the maximum AUCs for audio, e. g., .7656 for DEEP SPECTRUM.

The best mean AUCs are obtained when experimenting with textual features. We hypothesize that the direction of an utterance is mainly encoded in its semantics and thus typically hard to predict from facial expressions or acoustic signals alone. Each textual feature outperforms all acoustic and visual features and the vast majority of textual experiments result in AUCs above chance level. Again, ELECTRA is the best performing text-based feature on average with a mean AUC of .6108. The relative aptitude of text for predicting humor direction can be explained by direction being encoded in the semantics of an utterance. Oftentimes, it can be inferred from the content of the coach’s comments whether he is joking about himself or others. Intuitively, this is typically not the case for facial expressions and paralinguistic features. However, the performance of textual features here probably suffers from the same problems already mentioned regarding textual humor recognition, namely partly highly domain-specific texts and lack of context due to not considering the interviewers’ questions.

Overall, the direction is rather hard to predict, but at least the text modality yields some promising results. Moreover, results for direction prediction, too, are dependent on the subject, which is discussed in Section 5.2.

Because of the rather insufficient performance of audio and video features for direction prediction, they are not of much use in the late fusion experiments. Late fusion only slightly outperforms the best text-only experiment accounting for a mean AUC of .6128 for the fusion of audio and text compared to .6108 for ELECTRA only. These

findings suggest that, for direction prediction, multimodal approaches may not promise significant improvements over utilizing text only. They might even hurt the performance regarding those subjects that are rather hard to predict. For the trimodal fusion, the lowest AUC value observed for one of the coaches is .3794, about .0550 lower than the AUC of the worst performing coach in the ELECTRA experiments. Hence, it can be concluded that the direction of humor is mainly encoded in the semantics of an utterance.

5.2.2 Sentiment

Table 6 reports the results for sentiment prediction in humorous segments. In general, for each modality, higher AUC values than for direction prediction (cf. Table 5) are achieved. However, this does not hold for all individual features, as the mean performances of DEEP SPECTRUM and BERT are slightly lower than in the direction experiments.

Feature	Mean (Std)	Min	Max	> Chance
Audio				
eGeMAPS	.5900 (\pm .0579)	.5277	.7109	100 %
DEEP SPECTRUM	.5343 (\pm .1085)	.2629	.6613	70 %
W2V	.5500 (\pm .1285)	.1873	.6845	90 %
Text				
BERT	.5794 (\pm .1165)	.2603	.6932	90 %
GERSENT-BERT	.6141 (\pm .0685)	.5175	.7187	100 %
ELECTRA	.6446 (\pm .0542)	.5512	.7296	100 %
Video				
FAUs	.6542 (\pm .0749)	.5491	.7884	100 %
VGGFACE 2	.6342 (\pm .0689)	.5127	.7347	100 %
FaRL	.6897 (\pm .0770)	.5531	.8153	100 %
Late Fusion				
A + T	.6576 (\pm .0756)	.5920	.7967	100 %
A + V	.6482 (\pm .0732)	.5448	.7732	100 %
T + V	.7100 (\pm .0748)	.6074	.8294	100 %
A + T + V	.6998 (\pm .0808)	.6023	.8440	100 %

TABLE 6: Results for sentiment prediction on the humorous segments, reported as AUCs. The columns are analogous to those of Table 4.

Here, the **video** modality yields the best results on average, with FaRL being responsible for the best mean AUC value in total. The results for **text**, however, can compete with the visual ones, with ELECTRA as the best textual feature yielding .6446 mean AUC, thus outperforming VGGFACE 2 with .6342 mean AUC. As expected by the construction of GERSENT-BERT it outperforms the more generic BERT on the sentiment analysis task. Both visual and textual features almost always result in above-chance performance, the only exception being one coach for whom BERT fails with a mean AUC of .2603. **Acoustic** features perform notably worse than visual and textual features on average, but at least the results for eGeMAPS always surpass chance level, while the W2V features fail to do so only for one coach. Moreover, the mean AUC of .5900 for eGeMAPS is higher than that of BERT. The relative superiority of textual features over acoustic ones is consistent with previous findings that the text modality is more suitable for valence prediction than acoustic data [120]. Differences among coaches can be observed here, too, indicated by the standard deviations and notable differences between the

minimum and maximum AUC per coach for each feature, e. g., a difference of about .2600 for the FaRL experiments.

In the late fusion experiments, there is evidence that the modalities partly complement each other. The combination of textual and visual predictions leads to a mean AUC value of .7100, clearly outperforming the best visual-only (.6897) and textual-only (.6446) results. Moreover, the minimum AUC encountered for a coach increases to .6074 in the fusion of video and text, while for both video and text only, the worst performing coach only achieves an AUC of around .5500. While combining audio and video is thus beneficial, it seems like the audio modality could actually worsen the results. Fusing audio and video yields a lower mean AUC value than the FaRL experiments, with .6482 AUC compared to .6897 and also the trimodal mean AUC result is about .0100 lower than the result when only text and video are combined. We find that this phenomenon is due to massive overfitting to the training data when training SVMs using eGeMAPS features. On the training data, we find AUCs of over .9000, which causes audio-based predictions to receive larger weights than video and text-based predictions according to the algorithm described in Section 4.2.4, though the audio modality is, in comparison, the least suitable modality for sentiment prediction.

5.3 Individual Results

Motivated by the partly large standard deviations and gaps between the best and worst performing coaches' AUCs observed in Tables 4 to 6, we analyze our results w. r. t. the individual coaches in the following. Table 7 contains the best results obtained for every single coach in each of the three tasks and for each of the three modalities. Moreover, it provides each coach's rank per task based on the best result (across all modalities) for the respective coach.

Some coaches are generally easier to predict than others. Consider for example coaches 1 and 9. Coach 1 is ranked 3rd for both humor recognition and direction prediction and first in sentiment prediction. In contrast, coach 9 ranks last in humor recognition and sentiment prediction and second-to-last in direction prediction, indicating that our approaches struggle with modeling his type of humor. There are also coaches whose humor can be detected relatively easily but this does not transfer to the classification of sentiment and direction. For example, for coach 6, an AUC of .9593 is achieved for binary humor recognition, ranking him second in this task, while he only ranks 9th and 6th for sentiment and direction prediction, respectively. A similar phenomenon, yet reversed, can be observed for coach 10. While for humorous segments of this coach, both sentiment and direction are relatively easy to predict, ranking him 3rd and 4th, respectively, he ranks second-to-last in the binary humor detection task.

For the recognition of humor, Table 4 suggests that, for humor recognition, visual features outperform textual features which in turn lead to better results than audio features. This is confirmed by Table 7 for most cases, except coaches 1 and 9. Coach 9 is, in general, hard to predict, and for humor, visual features do not work well for him, either. While for all other coaches, more than .8000 AUC can be achieved, coach 9's humor AUC with visual features

ID	Humor				Direction				Sentiment			
	Audio	Text	Video	Rank	Audio	Text	Video	Rank	Audio	Text	Video	Rank
1	.7763	.7497	.9485	3	.6062	.7424	.4994	3	.6690	.6932	.8153	1
2	.8494	.8827	.9625	1	<u>.7656</u>	<u>.8281</u>	.8854	1	.6222	.6984	.6914	6
3	.7682	.8916	.9451	4	.5638	.7784	.4843	2	.6835	<u>.7296</u>	.7833	2
4	<u>.7264</u>	.8118	.8899	8	.5342	.6039	.4996	10	.5816	<u>.6527</u>	.6902	7
5	.6591	.7703	.9193	6	.6153	.7040	.6549	5	.6613	.7187	.6748	5
6	.7528	.7843	.9593	2	.6298	.6973	.5069	6	.5684	.6346	.5531	9
7	.7089	.8067	.8997	7	.5233	.6719	.5193	7	.6157	.6466	.7473	4
8	<u>.8741</u>	<u>.9169</u>	.9383	5	.6688	.6406	.5420	8	.5574	.6764	.6868	8
9	.7036	.7266	.7083	10	.6087	.5352	.5893	9	.5441	.5731	.6321	10
10	.7351	.7442	.8255	9	.5331	.7122	.4697	4	<u>.7109</u>	.7116	.7520	3

TABLE 7: Comparison of results for individual coaches (denoted by *ID*) for the tasks of humor recognition as well as direction and sentiment prediction. Reported are the best mean results per coach and modality. The best result per modality and task across all coaches is underlined. For every coach, the best result per task is boldfaced. *R* denotes the rank of each coach for the three different tasks. The rank is determined by sorting the coaches according to their best mean AUC value per task.

is only .7083, inferior to his textual AUC value of .7266. However, this coach was found to benefit the most from late fusion, improving his AUC value to .7825 utilizing all three modalities. Audio outperforms text for humor recognition in only one case, namely coach 1.

In the direction prediction task, the textual features work best for most of the coaches, consistent with the results discussed in Section 5.2.1. However, similar to the observations for sentiment prediction, there also exist a few outliers. The highest AUC values for coaches 8 and 9 are achieved using audio features, while for coach 9, the textual feature result of .5352 AUC is only slightly above chance. For coach 1, the visual modality is responsible for the best result. Coach 1 and 5 are the only coaches, for whom AUCs of over .6000 can be observed when using visual features.

As shown in Table 6, visual features typically yield higher AUCs than textual and audio features in the sentiment prediction task. In three cases, however, the text modality leads to better results than the video modality, most notably for coach 6, where both audio and text features outperform the AUC value of .5513 obtained with visual features. For the same coach, however, visual features perform well in humor detection, leading to the second-best humor AUC among all coaches. Furthermore, it can be seen in Table 7 that for some coaches all modalities achieve similar results, e. g., coach 10 in sentiment prediction, while for others, there are large discrepancies between the respective best AUC values per modality, e. g., coach 1.

To summarise, while there are general tendencies as to which modality works best for which of the three tasks, the results on the individual level often deviate from such general assumptions. This highlights the fact that humor styles differ among individuals and humor can be expressed in different ways. Hence, our models do not always generalize well for a previously unseen person.

6 LIMITATIONS

The results presented above shed more light onto the problem of humor detection, especially when attempting to model humor on the individual level. These insights, however, are limited by the peculiarities of our dataset. A significant shortcoming of PASSAU-SFCH is that the set of

subjects in the recordings is both small and homogeneous. All 10 coaches are male, share a similar cultural background, and work in the same profession. Moreover, their age span only ranges from 29-52 years. A similar argument can be made regarding the demographically similar, non-random selection of annotators. Thus, many demographic groups are not represented in PASSAU-SFCH, probably limiting the generalization abilities of models trained on it.

Another limitation of our dataset is that though its setting is more spontaneous than in other existing datasets, the recordings are still, to a degree, staged. Press conferences are neither scripted nor truly ‘in-the-wild’ interlocutions and professional football coaches can be expected to usually handle such communicative situations in a polite, matter-of-fact way. The professional context of press conferences may also impact the humor style displayed by the coaches. For example, it is likely that coaches use aggressive humor less frequently in such a situation than in private. Nevertheless, studies of similar Q&A situations, such as earnings calls by top executives and securities analysts, highlight that Q&A’s “are relatively unscripted and spontaneous [so that executives, or sports coaches in our case,] are unable to fully rehearse or polish their answers” [121].

Furthermore, the recordings are highly domain-specific which may especially impair generalization in text-based approaches. The performance of text-based methods trained on PASSAU-SFCH may also suffer from the fact that press conferences are actually multi-party conversations while in PASSAU-SFCH, each video only comprises the data of one – albeit the most important – speaker per conference, i. e., the coach.

While our dataset’s homogeneity regarding domain, setting, and subjects’ demographic features implies several shortcomings, it also accounts for a crucial advantage: individual variations in both the annotations and our experimental results (cf. Section 5.2) can be attributed to actual differences in the individual usage of humor rather than distortion caused by cultural or demographic differences.

7 CONCLUSION

We introduced PASSAU-SFCH, a novel dataset for humor recognition that differs from existing datasets regarding the spontaneity and sparsity of the humorous utterances and

its rich annotation scheme including the two dimensions of humor proposed in the HSQ. Then, we investigated the suitability of different modalities (text, audio, and video) for the tasks of humor recognition as well as sentiment and direction classification. To do so, a rich set of features was employed. Our experiments show that humor in PASSAU-SFCH is well-predictable, in particular when using the video modality. The sentiment of humorous segments proved harder to predict than humor, resulting in lower AUC values than those observed for humor prediction. In sentiment prediction, the video modality, in general, led to the best results, too. The direction (self- vs other-directed) of humorous segments turned out to be the most difficult prediction target. Here, text stood out as the most promising modality. Moreover, for all three tasks, improvements via prediction-level fusion of models trained on different modalities could be noted. When analyzing the results on an individual level, we find substantial differences among the coaches in terms of AUC values in general and for different modalities.

These results strongly suggest that automatic humor recognition systems would benefit from personalization strategies. First experiments on personalizing ML models trained on PASSAU-SFCH have already been conducted [122]. Further future work may include developing more sophisticated multimodal approaches to address the three tasks proposed in this work. In particular, the whole conversation, not just the coaches' responses, could be taken into account. Another promising direction towards improving upon the baseline results is offered by recent pretrained multi-billion parameter text-only and multimodal LLMs. Another line of potential future work is the extension of the dataset to include additional subjects from more diverse backgrounds. In particular, this may entail collecting data from female coaches and coaches from different countries and cultures.

We make the PASSAU-SFCH dataset available upon request for academic non-commercial research purposes¹³.

ACKNOWLEDGMENTS

This research was supported by Deutsche Forschungsgemeinschaft (DFG) under grant agreement No. 461420398 ("Leader Humor"). Shahin Amiriparian and Björn W. Schuller are also with MDSI – Munich Data Science Institute as well as MCML – Munich Center of Machine Learning. Björn W. Schuller is also with the Konrad Zuse School of Excellence in Reliable AI (relAI), Munich, Germany.

REFERENCES

- [1] A. A. Berger, "Anatomy of the joke," *Journal of Communication*, vol. 26, no. 3, pp. 113–115, 1976.
- [2] C. D. Cooper, "Just joking around? employee humor expression as an ingratiation behavior," *Academy of management review*, vol. 30, no. 4, pp. 765–776, 2005.
- [3] W. Ruch and G. Köhler, "A temperament approach to humor," *The sense of humor: Explorations of a personality characteristic*, pp. 203–230, 1998.
- [4] B. J. Avolio, J. M. Howell, and J. J. Sosik, "A funny thing happened on the way to the bottom line: Humor as a moderator of leadership style effects," *Academy of management journal*, vol. 42, no. 2, pp. 219–227, 1999.
- [5] C. D. Cooper, D. T. Kong, and C. D. Crossley, "Leader humor as an interpersonal resource: Integrating three theoretical perspectives," *Academy of Management Journal*, vol. 61, no. 2, pp. 769–796, 2018.
- [6] N. Wijewardena, C. E. Härtel, and R. Samarantunge, "Using humor and boosting emotions: An affect-based study of managerial humor, employees' emotions and psychological capital," *Human Relations*, vol. 70, no. 11, pp. 1316–1341, 2017.
- [7] C. Larkin-Galiñanes, "An overview of humor theory," *The Routledge handbook of language and humor*, pp. 4–16, 2017.
- [8] G. Kuipers, "The sociology of humor," *The primer of humor research*, vol. 8, pp. 361–398, 2008.
- [9] R. A. Martin and T. Ford, "The psychology of humor," *Burlington, MA: Elsevier*, 2006.
- [10] J. H. Goldstein, *The psychology of humor: Theoretical perspectives and empirical issues*. Academic Press, 2013.
- [11] J. Morreall, "Humor, philosophy and education," *Educational Philosophy and Theory*, vol. 46, no. 2, pp. 120–131, 2014.
- [12] P. Vrticka, J. M. Black, and A. L. Reiss, "The neural basis of humour processing," *Nature Reviews Neuroscience*, vol. 14, no. 12, pp. 860–868, 2013.
- [13] O. Weller and K. Seppi, "Humor detection: A transformer gets the last laugh," "Proceedings of the 2019 Conference on Empirical Methods in Natural Language Processing", Nov. 2019.
- [14] S. Pramanick, A. Roy, and V. M. Patel, "Multimodal learning using optimal transport for sarcasm and humor detection," in *Proceedings of the IEEE/CVF Winter Conference on Applications of Computer Vision*, 2022, pp. 3930–3940.
- [15] M. K. Hasan, S. Lee, W. Rahman, A. Zadeh, R. Mihalcea, L.-P. Morency, and E. Hoque, "Humor knowledge enriched transformer for understanding multimodal humor," in *Proceedings of the AAAI Conference on Artificial Intelligence*, vol. 35, no. 14, 2021, pp. 12972–12980.
- [16] K. Weber, H. Ritschel, I. Aslan, F. Lingenfeller, and E. André, "How to shape the humor of a robot-social behavior adaptation based on reinforcement learning," in *Proceedings of the 20th ACM international conference on multimodal interaction*, 2018, pp. 154–162.
- [17] H. Ritschel, T. Kiderle, K. Weber, F. Lingenfeller, T. Baur, and E. André, "Multimodal joke generation and paralinguistic personalization for a socially-aware robot," in *International Conference on Practical Applications of Agents and Multi-Agent Systems*. Springer, 2020, pp. 278–290.
- [18] E. Gironzetti, "Prosodic and multimodal markers of humor," in *The Routledge handbook of language and humor*. Routledge, 2017, pp. 400–413.
- [19] M. K. Hasan, W. Rahman, A. Bagher Zadeh, J. Zhong, M. I. Tanveer, L.-P. Morency, and M. E. Hoque, "UR-FUNNY: A multimodal language dataset for understanding humor," in *Proceedings of the 2019 Conference on Empirical Methods in Natural Language Processing and the 9th International Joint Conference on Natural Language Processing (EMNLP-IJCNLP)*. Hong Kong, China: Association for Computational Linguistics, Nov. 2019, pp. 2046–2056.
- [20] D. Bertero and P. Fung, "Deep learning of audio and language features for humor prediction," in *Proceedings of the Tenth International Conference on Language Resources and Evaluation (LREC'16)*, 2016, pp. 496–501.
- [21] J. Wu, H. Lin, L. Yang, and B. Xu, "Mumor: A multimodal dataset for humor detection in conversations," in *CCF International Conference on Natural Language Processing and Chinese Computing*. Springer, 2021, pp. 619–627.
- [22] R. A. Martin, P. Puhlik-Doris, G. Larsen, J. Gray, and K. Weir, "Individual differences in uses of humor and their relation to psychological well-being: Development of the humor styles ques-

13. <https://www.github.com/lc0197/passau-sfch>

- tionnaire," *Journal of research in personality*, vol. 37, no. 1, pp. 48–75, 2003.
- [23] J. M. Taylor and L. J. Mazlack, "Computationally recognizing wordplay in jokes," in *Proceedings of the Annual Meeting of the Cognitive Science Society*, vol. 26, no. 26, 2004.
- [24] R. Mihalcea and C. Strapparava, "Making computers laugh: Investigations in automatic humor recognition," in *Proceedings of Human Language Technology Conference and Conference on Empirical Methods in Natural Language Processing*, 2005, pp. 531–538.
- [25] D. Yang, A. Lavie, C. Dyer, and E. Hovy, "Humor recognition and humor anchor extraction," in *Proceedings of the 2015 conference on empirical methods in natural language processing*, 2015, pp. 2367–2376.
- [26] P. Potash, A. Romanov, and A. Rumshisky, "Semeval-2017 task 6:# hashtagwars: Learning a sense of humor," in *Proceedings of the 11th International Workshop on Semantic Evaluation (SemEval-2017)*, 2017, pp. 49–57.
- [27] S. Castro, L. Chiruzzo, A. Rosá, D. Garat, and G. Moncecchi, "A crowd-annotated spanish corpus for humor analysis," in *Proceedings of SocialNLP 2018, The 6th International Workshop on Natural Language Processing for Social Media*, 2018.
- [28] A. Khandelwal, S. Swami, S. S. Akhtar, and M. Shrivastava, "Humor detection in english-hindi code-mixed social media content: Corpus and baseline system," *arXiv preprint arXiv:1806.05513*, 2018.
- [29] A. Reyes, D. Buscaldi, and P. Rosso, "An analysis of the impact of ambiguity on automatic humour recognition," in *International Conference on Text, Speech and Dialogue*. Springer, 2009, pp. 162–169.
- [30] P.-Y. Chen and V.-W. Soo, "Humor recognition using deep learning," in *Proceedings of the 2018 conference of the north american chapter of the association for computational linguistics: Human language technologies, volume 2 (short papers)*, 2018, pp. 113–117.
- [31] A. Ermilov, N. Murashkina, V. Goryacheva, and P. Braslavski, "Stierlitz meets svm: humor detection in russian," in *Conference on Artificial Intelligence and Natural Language*. Springer, 2018, pp. 178–184.
- [32] V. Blinov, V. Bolotova-Baranova, and P. Braslavski, "Large dataset and language model fun-tuning for humor recognition," in *Proceedings of the 57th annual meeting of the association for computational linguistics*, 2019, pp. 4027–4032.
- [33] T. Miller, C. F. Hempelmann, and I. Gurevych, "Semeval-2017 task 7: Detection and interpretation of english puns," in *Proceedings of the 11th International Workshop on Semantic Evaluation (SemEval-2017)*, 2017, pp. 58–68.
- [34] J. Meaney, S. Wilson, L. Chiruzzo, A. Lopez, and W. Magdy, "Semeval 2021 task 7: Hahackathon, detecting and rating humor and offense," in *Proceedings of the 15th International Workshop on Semantic Evaluation (SemEval-2021)*, 2021, pp. 105–119.
- [35] R. West and E. Horvitz, "Reverse-engineering satire, or "paper on computational humor accepted despite making serious advances"," in *Proceedings of the aaai conference on artificial intelligence*, vol. 33, no. 01, 2019, pp. 7265–7272.
- [36] N. Hossain, J. Krumm, T. Sajed, and H. Kautz, "Stimulating creativity with FunLines: A case study of humor generation in headlines," in *Proceedings of the 58th Annual Meeting of the Association for Computational Linguistics: System Demonstrations*. Online: Association for Computational Linguistics, Jul. 2020, pp. 256–262.
- [37] L. Ren, B. Xu, H. Lin, J. Zhang, and L. Yang, "An attention network via pronunciation, lexicon and syntax for humor recognition," *Applied Intelligence*, vol. 52, no. 3, pp. 2690–2702, 2022.
- [38] J. Devlin, M.-W. Chang, K. Lee, and K. Toutanova, "Bert: Pre-training of deep bidirectional transformers for language understanding," in *Proceedings of the 2019 Conference of the North American Chapter of the Association for Computational Linguistics: Human Language Technologies*. Minneapolis, Minnesota: Association for Computational Linguistics, 2019, pp. 4171–4186.
- [39] I. Annamoradnejad and G. Zoghi, "Colbert: Using bert sentence embedding for humor detection," *arXiv preprint arXiv:2004.12765*, 2020.
- [40] Y. Chen, Y. Yuan, P. Liu, D. Liu, Q. Guan, M. Guo, H. Peng, B. Liu, Z. Li, and Y. Xiao, "Talk funny! a large-scale humor response dataset with chain-of-humor interpretation," in *Proceedings of the AAAI Conference on Artificial Intelligence*, vol. 38, no. 16, 2024, pp. 17 826–17 834.
- [41] H. Touvron, T. Lavril, G. Izacard, X. Martinet, M.-A. Lachaux, T. Lacroix, B. Rozière, N. Goyal, E. Hambro, F. Azhar, A. Rodriguez, A. Joulin, E. Grave, and G. Lample, "Llama: Open and efficient foundation language models," *ArXiv*, vol. abs/2302.13971, 2023. [Online]. Available: <https://api.semanticscholar.org/CorpusID:257219404>
- [42] O. J. Achiam, S. Adler, S. Agarwal, L. Ahmad, I. Akkaya, F. L. Aleman, D. Almeida, J. Altenschmidt, and S. A. et al., "Gpt-4 technical report," 2023. [Online]. Available: <https://api.semanticscholar.org/CorpusID:257532815>
- [43] S. Jentzsch and K. Kersting, "ChatGPT is fun, but it is not funny! humor is still challenging large language models," in *Proceedings of the 13th Workshop on Computational Approaches to Subjectivity, Sentiment, & Social Media Analysis*, J. Barnes, O. De Clercq, and R. Klinger, Eds. Toronto, Canada: Association for Computational Linguistics, Jul. 2023, pp. 325–340. [Online]. Available: <https://aclanthology.org/2023.wassa-1.29>
- [44] A. Baranov, V. Kniazhevsky, and P. Braslavski, "You told me that joke twice: A systematic investigation of transferability and robustness of humor detection models," in *Proceedings of the 2023 Conference on Empirical Methods in Natural Language Processing*, H. Bouamor, J. Pino, and K. Bali, Eds. Singapore: Association for Computational Linguistics, Dec. 2023, pp. 13 701–13 715. [Online]. Available: <https://aclanthology.org/2023.emnlp-main.845>
- [45] Y. Tay, M. Dehghani, V. Q. Tran, X. García, J. Wei, X. Wang, H. W. Chung, D. Bahri, T. Schuster, H. S. Zheng, D. Zhou, N. Houlsby, and D. Metzler, "U12: Unifying language learning paradigms," in *International Conference on Learning Representations*, 2022. [Online]. Available: <https://api.semanticscholar.org/CorpusID:252780443>
- [46] C. Liu, G. Geigle, R. Krebs, and I. Gurevych, "FigMemes: A dataset for figurative language identification in politically-opinionated memes," in *Proceedings of the 2022 Conference on Empirical Methods in Natural Language Processing*, Y. Goldberg, Z. Kozareva, and Y. Zhang, Eds. Abu Dhabi, United Arab Emirates: Association for Computational Linguistics, Dec. 2022, pp. 7069–7086. [Online]. Available: <https://aclanthology.org/2022.emnlp-main.476>
- [47] S. Pramanick, S. Sharma, D. Dimitrov, M. S. Akhtar, P. Nakov, and T. Chakraborty, "MOMENTA: A multimodal framework for detecting harmful memes and their targets," in *Findings of the Association for Computational Linguistics: EMNLP 2021*, M.-F. Moens, X. Huang, L. Specia, and S. W.-t. Yih, Eds. Punta Cana, Dominican Republic: Association for Computational Linguistics, Nov. 2021, pp. 4439–4455. [Online]. Available: <https://aclanthology.org/2021.findings-emnlp.379>
- [48] R. R. Praneesh and A. Shekhar, "Memesem: a multi-modal framework for sentimental analysis of meme via transfer learning," in *4th Lifelong Machine Learning Workshop at ICML 2020*, 2020.
- [49] B. N. Patro, M. Lunayach, D. Srivastava, H. Singh, V. P. Nambodiri et al., "Multimodal humor dataset: Predicting laughter tracks for sitcoms," in *Proceedings of the IEEE/CVF Winter Conference on Applications of Computer Vision*, 2021, pp. 576–585.
- [50] Y. Kayatani, Z. Yang, M. Otani, N. Garcia, C. Chu, Y. Nakashima, and H. Takemura, "The laughing machine: Predicting humor in video," in *Proceedings of the IEEE/CVF Winter Conference on Applications of Computer Vision*, 2021, pp. 2073–2082.
- [51] K. Alnajjar, M. Hämäläinen, J. Tiedemann, J. Laaksonen, and M. Kurimo, "When to laugh and how hard? a multimodal approach to detecting humor and its intensity," in *Proceedings of the 29th International Conference on Computational Linguistics*, N. Calzolari, C.-R. Huang, H. Kim, J. Pustejovsky, L. Wanner, K.-S. Choi, P.-M. Ryu, H.-H. Chen, L. Donatelli, H. Ji, S. Kurohashi, P. Paggio, N. Xue, S. Kim, Y. Hamm, Z. He, T. K. Lee, E. Santus, F. Bond, and S.-H. Na, Eds. Gyeongju, Republic of Korea: International Committee on Computational Linguistics, Oct. 2022, pp. 6875–6886. [Online]. Available: <https://aclanthology.org/2022.coling-1.598>
- [52] M. Bedi, S. Kumar, M. S. Akhtar, and T. Chakraborty, "Multimodal sarcasm detection and humor classification in code-mixed conversations," *IEEE Transactions on Affective Computing*, 2021.
- [53] Z. Yang, L. Ai, and J. Hirschberg, "Multimodal indicators of humor in videos," in *2019 IEEE Conference on Multimedia Information Processing and Retrieval (MIPR)*. IEEE, 2019, pp. 538–543.
- [54] A. Mittal, P. J. P. P. Gandhi, D. Kanojia, and P. Bhattacharyya, "'so you think you're funny?': Rating the humour quotient in standup comedy," in *Proceedings of the 2021 Conference on Empirical Methods in Natural Language Processing*. Online and Punta Cana, Dominican Republic: Association for Computational

- Linguistics, Nov. 2021, pp. 10073–10079.
- [55] D. S. Chauhan, G. V. Singh, N. Majumder, A. Zadeh, A. Ekbal, P. Bhattacharyya, L.-p. Morency, and S. Poria, “M2h2: A multimodal multiparty hindi dataset for humor recognition in conversations,” in *Proceedings of the 2021 International Conference on Multimodal Interaction*, 2021, pp. 773–777.
- [56] Z. Yang, Y. Nakashima, and H. Takemura, “Multi-modal humor segment prediction in video,” *Multimedia Systems*, vol. 29, no. 4, pp. 2389–2398, 2023.
- [57] D. S. Chauhan, G. V. Singh, A. Arora, A. Ekbal, and P. Bhattacharyya, “A sentiment and emotion aware multimodal multiparty humor recognition in multilingual conversational setting,” in *Proceedings of the 29th International Conference on Computational Linguistics*, N. Calzolari, C.-R. Huang, H. Kim, J. Pustejovsky, L. Wanner, K.-S. Choi, P.-M. Ryu, H.-H. Chen, L. Donatelli, H. Ji, S. Kurohashi, P. Paggio, N. Xue, S. Kim, Y. Hahm, Z. He, T. K. Lee, E. Santus, F. Bond, and S.-H. Na, Eds. Gyeongju, Republic of Korea: International Committee on Computational Linguistics, Oct. 2022, pp. 6752–6761. [Online]. Available: <https://aclanthology.org/2022.coling-1.587>
- [58] Y.-H. H. Tsai, S. Bai, P. P. Liang, J. Z. Kolter, L.-P. Morency, and R. Salakhutdinov, “Multimodal transformer for unaligned multimodal language sequences,” in *Proceedings of the conference. Association for Computational Linguistics. Meeting*, vol. 2019. NIH Public Access, 2019, p. 6558.
- [59] D. Hazarika, R. Zimmermann, and S. Poria, “Misa: Modality-invariant and -specific representations for multimodal sentiment analysis,” in *Proceedings of the 28th ACM international conference on multimedia*, 2020, pp. 1122–1131.
- [60] W. Han, H. Chen, A. Gelbukh, A. Zadeh, L.-p. Morency, and S. Poria, “Bi-bimodal modality fusion for correlation-controlled multimodal sentiment analysis,” in *Proceedings of the 2021 International Conference on Multimodal Interaction*, 2021, pp. 6–15.
- [61] L. Christ, S. Amiriparian, A. Baird, P. Tzirakis, A. Kathan, N. Müller, L. Stappen, E.-M. Meßner, A. König, A. Cowen, E. Cambria, and B. W. Schuller, “The muse 2022 multimodal sentiment analysis challenge: Humor, emotional reactions, and stress,” in *MuSe’22: Proceedings of the 3rd Multimodal Sentiment Analysis Workshop and Challenge*. Lisbon, Portugal: Association for Computing Machinery, 2022, pp. 5–14, co-located with ACM Multimedia 2022.
- [62] S. Amiriparian, L. Christ, A. König, E.-M. Meßner, A. Cowen, E. Cambria, and B. W. Schuller, “Muse 2022 challenge: Multimodal humour, emotional reactions, and stress,” in *Proceedings of the 30th ACM International Conference on Multimedia (MM’22)*. Lisbon, Portugal: Association for Computing Machinery, October 2022, pp. 7389–7391.
- [63] H. Xu, W. Liu, J. Liu, M. Li, Y. Feng, Y. Peng, Y. Shi, X. Sun, and M. Wang, “Hybrid multimodal fusion for humor detection,” in *MuSe’22: Proceedings of the 3rd Multimodal Sentiment Analysis Workshop and Challenge*. Lisbon, Portugal: Association for Computing Machinery, 2022, pp. 15–21, co-located with ACM Multimedia 2022, to appear.
- [64] C. Chen and P. Zhang, “Integrating cross-modal interactions via latent representation shift for multi-modal humor detection,” in *MuSe’22: Proceedings of the 3rd Multimodal Sentiment Analysis Workshop and Challenge*. Lisbon, Portugal: Association for Computing Machinery, 2022, pp. 23–28, co-located with ACM Multimedia 2022.
- [65] J. Li, Z. Zhang, J. Lang, Y. Jiang, L. An, P. Zou, Y. Xu, S. Gao, J. Lin, C. Fan, X. Sun, and M. Wang, “Hybrid multimodal feature extraction, mining and fusion for sentiment analysis,” in *MuSe’22: Proceedings of the 3rd Multimodal Sentiment Analysis Workshop and Challenge*. Lisbon, Portugal: Association for Computing Machinery, 2022, pp. 81–88, co-located with ACM Multimedia 2022.
- [66] S. Attardo, “Humor and mirth,” *Emotion in discourse*, vol. 302, p. 189, 2019.
- [67] Y. Huo, W. Lam, and Z. Chen, “Am i the only one this supervisor is laughing at? effects of aggressive humor on employee strain and addictive behaviors,” *Personnel Psychology*, vol. 65, no. 4, pp. 859–885, 2012.
- [68] D. V. Day, S. Gordon, and C. Fink, “The sporting life: Exploring organizations through the lens of sport,” *The Academy of Management Annals*, vol. 6, no. 1, pp. 397–433, 2012.
- [69] R. A. Wolfe, K. E. Weick, J. M. Usher, J. R. Terborg, L. Poppo, A. J. Murrell, J. M. Dukerich, D. C. Core, K. E. Dickson, and J. S. Jourdan, “Sport and organizational studies: Exploring synergy,” *Journal of management inquiry*, vol. 14, no. 2, pp. 182–210, 2005.
- [70] Deutsche Fußball Liga GmbH, “Medienrichtlinien für die Spiele der Bundesliga und 2. Bundesliga: Gültig ab der Saison 2017/18, (Anhang XI),” <https://media.dfl.de/sites/2/2018/11/Anhang-XI-Medienrichtlinien-ab-Spielzeit-2017-2018.pdf>, 2017, accessed: October 7, 2020.
- [71] E. J. Romero and K. W. Cruthirds, “The use of humor in the workplace,” *Academy of management perspectives*, vol. 20, no. 2, pp. 58–69, 2006.
- [72] A. Conneau, K. Khandelwal, N. Goyal, V. Chaudhary, G. Wenzek, F. Guzmán, E. Grave, M. Ott, L. Zettlemoyer, and V. Stoyanov, “Unsupervised cross-lingual representation learning at scale,” *arXiv preprint arXiv:1911.02116*, 2019.
- [73] R. Ardila, M. Branson, K. Davis, M. Henretty, M. Kohler, J. Meyer, R. Morais, L. Saunders, F. M. Tyers, and G. Weber, “Common voice: A massively-multilingual speech corpus,” in *Proceedings of the 12th Conference on Language Resources and Evaluation (LREC 2020)*, 2020, pp. 4211–4215.
- [74] M. McAuliffe, M. Socolof, S. Mihuc, M. Wagner, and M. Sonderegger, “Montreal forced aligner: Trainable text-speech alignment using kaldii,” in *Proceedings of INTERSPEECH*, vol. 2017. Stockholm, Sweden: International Speech Communication Association (ISCA), 2017, pp. 498–502.
- [75] O. Guhr, A.-K. Schumann, F. Bahrman, and H. J. Böhme, “Fullstop: Multilingual deep models for punctuation prediction,” *Proceedings of the Swiss Text Analytics Conference 2021*, June 2021. [Online]. Available: http://ceur-ws.org/Vol-2957/sepp_paper4.pdf
- [76] J. Mesmer-Magnus, D. J. Glew, and C. Viswesvaran, “A meta-analysis of positive humor in the workplace,” *Journal of Managerial Psychology*, vol. 27, no. 2, pp. 155–190, 2012.
- [77] C. Robert, T. C. Dunne, and J. Iun, “The impact of leader humor on subordinate job satisfaction: The crucial role of leader-subordinate relationship quality,” *Group & Organization Management*, vol. 41, no. 3, pp. 375–406, 2016.
- [78] V. Zeigler-Hill and T. K. Shackelford, *Encyclopedia of personality and individual differences*. Springer, 2020.
- [79] E. Miron-Spektor, J. Bear, and E. Eliav, “Think funny, think female: The benefits of humor for women’s influence in the digital age,” *Academy of Management Discoveries*, no. ja, 2022.
- [80] J. M. Girard and A. G. C Wright, “Darma: Software for dual axis rating and media annotation,” *Behavior research methods*, vol. 50, no. 3, pp. 902–909, 2018.
- [81] J. L. Gloor, C. D. Cooper, L. Bowes-Sperry, and N. Chawla, “Risqueé business? interpersonal anxiety and humor in the #metoo era,” *Journal of applied psychology*, vol. 107, no. 6, p. 932, 2022.
- [82] F. Ringeval, B. Schuller, M. Valstar, J. Gratch, R. Cowie, S. Scherer, S. Mozgai, N. Cummins, M. Schmitt, and M. Pantic, “Avec 2017: Real-life depression, and affect recognition workshop and challenge,” in *Proceedings of the 7th annual workshop on audio/visual emotion challenge*, 2017, pp. 3–9.
- [83] L. Stappen, A. Baird, L. Christ, L. Schumann, B. Sertolli, E.-M. Messner, E. Cambria, G. Zhao, and B. W. Schuller, “The muse 2021 multimodal sentiment analysis challenge: sentiment, emotion, physiological-emotion, and stress,” in *Proceedings of the 2nd on Multimodal Sentiment Analysis Challenge*, 2021, pp. 5–14.
- [84] L. Stappen, L. Schumann, B. Sertolli, A. Baird, B. Weigell, E. Cambria, and B. W. Schuller, “Muse-toolbox: The multimodal sentiment analysis continuous annotation fusion and discrete class transformation toolbox,” in *Proceedings of the 2nd on Multimodal Sentiment Analysis Challenge*, 2021, pp. 75–82.
- [85] M. Grimm and K. Kroschel, “Evaluation of natural emotions using self assessment manikins,” in *IEEE Workshop on Automatic Speech Recognition and Understanding*, 2005. IEEE, 2005, pp. 381–385.
- [86] F. Eyben, K. R. Scherer, B. W. Schuller, J. Sundberg, E. André, C. Busso, L. Y. Devillers, J. Epps, P. Laukka, S. S. Narayanan, and K. P. Truong, “The geneva minimalistic acoustic parameter set (GeMAPS) for voice research and affective computing,” *IEEE Transactions on Affective Computing*, vol. 7, no. 2, pp. 190–202, 2016, conference Name: IEEE Transactions on Affective Computing.
- [87] S. Amiriparian, M. Gerczuk, S. Otl, N. Cummins, M. Freitag, S. Pugachevskiy, and B. Schuller, “Snore Sound Classification Using Image-based Deep Spectrum Features,” in *Proceedings INTERSPEECH 2017, 18th Annual Conference of the International*

- Speech Communication Association, ISCA. Stockholm, Sweden: ISCA, 8 2017, pp. 3512–3516.
- [88] A. Baeveski, Y. Zhou, A. Mohamed, and M. Auli, “wav2vec 2.0: A framework for self-supervised learning of speech representations,” *Advances in Neural Information Processing Systems*, vol. 33, pp. 12 449–12 460, 2020.
- [89] J. Wagner, D. Schiller, A. Seiderer, and E. André, “Deep learning in paralinguistic recognition tasks: Are hand-crafted features still relevant?” in *19th Annual Conference of the International Speech Communication Association (INTERSPEECH 2018)*, 2018.
- [90] S. Amiriparian, “Deep representation learning techniques for audio signal processing,” Ph.D. dissertation, Technische Universität München, 2019.
- [91] A. Baird, S. Amiriparian, and B. Schuller, “Can deep generative audio be emotional? towards an approach for personalised emotional audio generation,” in *2019 IEEE 21st International Workshop on Multimedia Signal Processing (MMSP)*, IEEE. Kuala Lumpur, Malaysia: IEEE, 2019, pp. 1–5.
- [92] F. Eyben, M. Wöllmer, and B. Schuller, “Opensmile: the munich versatile and fast open-source audio feature extractor,” in *Proceedings of the 18th ACM International Conference on Multimedia*. Firenze, Italy: Association for Computing Machinery, 2010, pp. 1459–1462.
- [93] S. Ottl, S. Amiriparian, M. Gerczuk, V. Karas, and B. Schuller, “Group-level Speech Emotion Recognition Utilising Deep Spectrum Features,” in *Proceedings of the 8th ICMI 2020 EmotiW – Emotion Recognition In The Wild Challenge (EmotiW 2020)*, 22nd ACM International Conference on Multimodal Interaction (ICMI 2020), ACM. Utrecht, The Netherlands: ACM, 10 2020, pp. 821–826.
- [94] S. Amiriparian, T. Hübner, V. Karas, M. Gerczuk, S. Ottl, and B. W. Schuller, “Deepspectrumlite: A power-efficient transfer learning framework for embedded speech and audio processing from decentralized data,” *Frontiers in Artificial Intelligence*, vol. 5, 2022.
- [95] S. Amiriparian, N. Cummins, S. Ottl, M. Gerczuk, and B. Schuller, “Sentiment Analysis Using Image-based Deep Spectrum Features,” in *Proceedings 2nd International Workshop on Automatic Sentiment Analysis in the Wild (WASA 2017) held in conjunction with the 7th biannual Conference on Affective Computing and Intelligent Interaction (ACII 2017)*, AAAC. San Antonio, TX: IEEE, 10 2017, pp. 26–29.
- [96] G. Huang, Z. Liu, L. Van Der Maaten, and K. Q. Weinberger, “Densely connected convolutional networks,” in *Proceedings of the IEEE conference on computer vision and pattern recognition*. Honolulu, Hawaii: IEEE, 2017, pp. 4700–4708.
- [97] O. Russakovsky, J. Deng, H. Su, J. Krause, S. Satheesh, S. Ma, Z. Huang, A. Karpathy, A. Khosla, M. Bernstein et al., “Imagenet large scale visual recognition challenge,” *International journal of computer vision*, vol. 115, no. 3, pp. 211–252, 2015.
- [98] A. Vaswani, N. Shazeer, N. Parmar, J. Uszkoreit, L. Jones, A. N. Gomez, Ł. Kaiser, and I. Polosukhin, “Attention is all you need,” *Advances in neural information processing systems*, vol. 30, 2017.
- [99] W.-N. Hsu, B. Bolte, Y.-H. H. Tsai, K. Lakhotia, R. Salakhutdinov, and A. Mohamed, “Hubert: Self-supervised speech representation learning by masked prediction of hidden units,” *IEEE/ACM Transactions on Audio, Speech, and Language Processing*, vol. 29, pp. 3451–3460, 2021.
- [100] J. Wagner, A. Triantafyllopoulos, H. Wierstorf, M. Schmitt, F. Burkhardt, F. Eyben, and B. W. Schuller, “Dawn of the transformer era in speech emotion recognition: closing the valence gap,” *IEEE Transactions on Pattern Analysis and Machine Intelligence*, 2023.
- [101] L. Pepino, P. Riera, and L. Ferrer, “Emotion Recognition from Speech Using wav2vec 2.0 Embeddings,” in *Proc. Interspeech 2021*, 2021, pp. 3400–3404.
- [102] O. Guhr, A.-K. Schumann, F. Bahrmann, and H. J. Böhme, “Training a broad-coverage german sentiment classification model for dialog systems,” in *Proceedings of The 12th Language Resources and Evaluation Conference*, 2020, pp. 1627–1632.
- [103] K. Clark, M.-T. Luong, Q. V. Le, and C. D. Manning, “ELECTRA: Pre-training text encoders as discriminators rather than generators,” in *ICLR*, 2020.
- [104] L. Sun, Z. Lian, J. Tao, B. Liu, and M. Niu, “Multi-modal continuous dimensional emotion recognition using recurrent neural network and self-attention mechanism,” in *Proceedings of the 1st International on Multimodal Sentiment Analysis in Real-life Media Challenge and Workshop*. New York, NY, USA: Association for Computing Machinery, 2020, pp. 27–34.
- [105] K. Zhang, Z. Zhang, Z. Li, and Y. Qiao, “Joint face detection and alignment using multitask cascaded convolutional networks,” *IEEE Signal Processing Letters*, vol. 23, 04 2016.
- [106] F. Schroff, D. Kalenichenko, and J. Philbin, “Facenet: A unified embeddings for face recognition and clustering,” in *Proceedings of the IEEE conference on computer vision and pattern recognition*, 2015, pp. 815–823.
- [107] P. Ekman, “Facial expressions of emotion: an old controversy and new findings,” *Philosophical Transactions of the Royal Society of London. Series B: Biological Sciences*, vol. 335, no. 1273, pp. 63–69, 1992.
- [108] B. Martinez, M. F. Valstar, B. Jiang, and M. Pantic, “Automatic analysis of facial actions: A survey,” *IEEE transactions on affective computing*, vol. 10, no. 3, pp. 325–347, 2017.
- [109] K. He, X. Zhang, S. Ren, and J. Sun, “Deep residual learning for image recognition,” in *Proceedings of the IEEE conference on computer vision and pattern recognition*. Las Vegas, Nevada: IEEE, 2016, pp. 770–778.
- [110] Y. Zheng, H. Yang, T. Zhang, J. Bao, D. Chen, Y. Huang, L. Yuan, D. Chen, M. Zeng, and F. Wen, “General facial representation learning in a visual-linguistic manner,” in *Proceedings of the IEEE/CVF Conference on Computer Vision and Pattern Recognition*, 2022, pp. 18 697–18 709.
- [111] Z. Liu, Y. Shen, V. B. Lakshminarasimhan, P. P. Liang, A. Bagher Zadeh, and L.-P. Morency, “Efficient low-rank multimodal fusion with modality-specific factors,” in *Proceedings of the 56th Annual Meeting of the Association for Computational Linguistics (Volume 1: Long Papers)*. Melbourne, Australia: Association for Computational Linguistics, Jul. 2018, pp. 2247–2256. [Online]. Available: <https://aclanthology.org/P18-1209>
- [112] K. Cho, B. van Merriënboer, D. Bahdanau, and Y. Bengio, “On the properties of neural machine translation: Encoder–decoder approaches,” in *Proceedings of SSST-8, Eighth Workshop on Syntax, Semantics and Structure in Statistical Translation*. Doha, Qatar: Association for Computational Linguistics, Oct. 2014, pp. 103–111.
- [113] I. Loshchilov and F. Hutter, “Decoupled weight decay regularization,” in *International Conference on Learning Representations*, 2019.
- [114] W. Yu, H. Xu, Z. Yuan, and J. Wu, “Learning modality-specific representations with self-supervised multi-task learning for multimodal sentiment analysis,” in *Proceedings of the AAAI Conference on Artificial Intelligence*, vol. 35, no. 12, 2021, pp. 10 790–10 797.
- [115] J. Arevalo, T. Solorio, M. Montes-y Gomez, and F. A. González, “Gated multimodal networks,” *Neural Computing and Applications*, vol. 32, pp. 10 209–10 228, 2020.
- [116] J. Platt et al., “Probabilistic outputs for support vector machines and comparisons to regularized likelihood methods,” *Advances in large margin classifiers*, vol. 10, no. 3, pp. 61–74, 1999.
- [117] W. Curran, G. J. McKeown, M. Rychlowska, E. André, J. Wagner, and F. Lingenfelser, “Social context disambiguates the interpretation of laughter,” *Frontiers in Psychology*, vol. 8, p. 2342, 2018.
- [118] A. Triantafyllopoulos, J. Wagner, H. Wierstorf, M. Schmitt, U. Reichel, F. Eyben, F. Burkhardt, and B. W. Schuller, “Probing speech emotion recognition transformers for linguistic knowledge,” *arXiv preprint arXiv:2204.00400*, 2022.
- [119] A. Zadeh, R. Zellers, E. Pincus, and L.-P. Morency, “Mosi: multimodal corpus of sentiment intensity and subjectivity analysis in online opinion videos,” *arXiv preprint arXiv:1606.06259*, 2016.
- [120] R. A. Calvo and S. D’Mello, “Affect detection: An interdisciplinary review of models, methods, and their applications,” *IEEE Transactions on affective computing*, vol. 1, no. 1, pp. 18–37, 2010.
- [121] L. Graf-Vlachy, J. Bundy, and D. C. Hambrick, “Effects of an advancing tenure on ceo cognitive complexity,” *Organization Science*, vol. 31, no. 4, pp. 936–959, 2020.
- [122] A. Kathan, S. Amiriparian, L. Christ, A. Triantafyllopoulos, N. Müller, A. König, and B. W. Schuller, “A personalised approach to audiovisual humour recognition and its individual-level fairness,” in *MuSe’22: Proceedings of the 3rd Multimodal Sentiment Analysis Workshop and Challenge*. Lisbon, Portugal: Association for Computing Machinery, 2022, pp. 29–36, co-located with ACM Multimedia 2022, to appear.



Lukas Christ received his Master's degree in Computer Science at the University of Leipzig in 2020. He is currently a PhD candidate at the Chair of Embedded Intelligence for Health Care and Wellbeing at the University of Augsburg, Germany. His main research interests are natural language processing and multimodal machine learning in the context of affective computing.



Shahin Amiriparian received his Doctoral degree with the highest honors (summa cum laude) at the Technical University of Munich (TUM), Germany, in 2019. He is an assistant professor at the Chair of Health Informatics, Klinikum rechts der Isar, TUM, Germany. His main research focus is digital health, affective computing, and multimodal signal processing. He (co-)authored more than 100 publications in peer-reviewed books, journals, and conference proceedings (h-index: 26) and is involved in various international conferences as program chair and workshop organizer.



Alexander Kathan received his M. Sc. degree in Business Analytics from the University of Ulm, Germany, in 2021. Currently, he is pursuing his Ph. D. degree with the Chair of Embedded Intelligence for Health Care and Wellbeing at the University of Augsburg, Germany. His research interests include deep learning and machine learning methods for audio and multimodal signal processing in healthcare applications, as well as personalised machine learning approaches.



Niklas Müller received his M. A. HSG degree in Strategy and International Management (SIM) from the University of St. Gallen, Switzerland in 2019. Currently, he is pursuing his Doctoral Degree with the Chair of Strategic Management, Innovation, and Entrepreneurship at the University of Passau, Germany. His research interests are strategic communication of leaders and executives, in particular humor.



Andreas König received his Master of Music from the Royal Academy of Music, London, an MBA at HHL Leipzig, his Doctoral Degree at FAU Erlangen-Nürnberg. Since 2013, he holds the chair of Strategic Management, Innovation, and Entrepreneurship at the University of Passau, Germany. He is also the Deputy Director of the DFG Research Training Group "Digital Platform Ecosystems," and he has been visiting professor at, for example, Free University Amsterdam and WU Vienna. His research focuses on topics at

the interface of strategic leadership, discontinuous change, and executive communication and has appeared in leading outlets, such as Administrative Science Quarterly, Academy of Management Review, and Academy of Management Journal.



Björn W. Schuller is Professor of Artificial Intelligence at the Imperial College London, UK, where he heads GLAM – the Group on Language, Audio, and Music, Full Professor and Chair of Health Informatics at TUM in Munich, Germany, Visiting Professor at HIT, China, and founding CEO and current CSO of audEERING, Germany known for audio-based sentiment and emotion analysis. Prof. Schuller (co-)authored more than 1,500 publications leading to >60,000 citations (h-index: 111). He is Field Chief Editor of the Frontiers in Digital Health, Editor in Chief of the AI Open Journal, and was Editor in Chief of the IEEE Transactions on Affective Computing, and served as General Chair for ACII 2019, ACII Asia 2018, and ICMI 2014, Program Chair of Interspeech 2019, ACM ICMI 2019, 2013, ACII 2015, 2011, and IEEE SocialCom 2012, and initiated and co-organised >40 international challenges, including the annual ComParE challenge series since 2009, and the annual Audio/Visual Emotion Challenge and Workshop (AVEC) series from 2011 to 2019. He is President-Emeritus and Fellow of the AAAC, Fellow of the ACM, Fellow of the BCS, Fellow of the ELLIS, Fellow of the IEEE, and Fellow of the ISCA.

tor of the Frontiers in Digital Health, Editor in Chief of the AI Open Journal, and was Editor in Chief of the IEEE Transactions on Affective Computing, and served as General Chair for ACII 2019, ACII Asia 2018, and ICMI 2014, Program Chair of Interspeech 2019, ACM ICMI 2019, 2013, ACII 2015, 2011, and IEEE SocialCom 2012, and initiated and co-organised >40 international challenges, including the annual ComParE challenge series since 2009, and the annual Audio/Visual Emotion Challenge and Workshop (AVEC) series from 2011 to 2019. He is President-Emeritus and Fellow of the AAAC, Fellow of the ACM, Fellow of the BCS, Fellow of the ELLIS, Fellow of the IEEE, and Fellow of the ISCA.