

IsoCost-Based Dynamic Programming for Solving Infinite Horizon Optimal Control Problems

Saeed Rahimi^a, Amir Salimi Lafmejani^b, Ahmad Kalhor^{c,d,1}

^a*School of Mechanical Engineering, University of Tehran, Tehran, Iran*

^b*School of Electrical, Computer and Energy Engineering, Arizona State University, USA*

^c*Control and Intelligent Processing Center of Excellence, School of Electrical and Computer Engineering, University of Tehran, Tehran, Iran*

^d*Corresponding Author*

Abstract

An innovative numerical algorithm for solving infinite-horizon optimal control problems is introduced in this paper, using the IsoCost-HyperSurface (ICHS) concept. In the state space of an optimal control system, an ICHS is defined as a set of state points having a certain amount of the cost value. In this paper, it is proved that for a certain cost amount, the ICHS resulting from the infinite-horizon optimal control solution, surrounds all other ICHSs resulting from non-optimal control strategies. Regarding this geometric feature, the novel Isocost Dynamic Programming (IDP) algorithm is introduced to search for optimal control solutions. As an illustration of the introduced ICHS concepts and to demonstrate the effectiveness of the proposed IDP algorithm, several simulated examples are presented. The results are compared with those of conventional DP. These comparisons demonstrate that the proposed algorithm has better relative optimality compared to the DP algorithm with 18 % lower cumulative cost value, by comparing results from the closed-loop control of two nonlinear systems with random initial conditions. More significantly, when compared to the DP algorithm, the IDP was able to enhance computational performance by reducing the execution time by 21 % while using less memory.

Key words: Infinite Horizon Optimal Control , IsoCost HyperSurface , Geometric Feature , Dynamic Programming , Isocost Dynamic Programming

1 Introduction

Developing optimal control strategies for engineering systems relies on solving mathematical problems defined to optimize a long-term scalar cost function. The Bellman's principle of optimality, formulated in the Hamilton-Jacobi-Bellman (HJB) equation, is a principle that various optimization problems has been established on [1]. As well as providing sufficient conditions for optimality, HJB also provides a framework for determining optimal control policies and cost functions [2]. The literature presents a multitude of methods for solving the HJB optimization problem [3]. A notable

example of these methods, the Linear Quadratic Regulator (LQR), is a benchmark approach in the field of optimal control [4,5,6]. However, finding closed-form solutions for many optimal control problems is not possible [7] since finding the analytical solution requires solving complex equations, and even in many cases, there is no guarantee that an analytical solution exists. Consequently, various numerical algorithms have been introduced in recent years to provide feasible solutions to optimal control problems [8].

Dynamic Programming (DP) is a family of numerical iterative approaches that exploit the HJB equation [9] as a tool for evaluating the optimality of solutions. In the standard DP, a cost value iteration search is used to derive an optimal control policy in the domain of a mesh grid that represents the state space of the system [10]. The versatility of DP methods is attained at the cost of computational complexity and high memory requirements, which are necessary to store optimal policies and value functions for every iteration on the grid [11]. Furthermore, as the dimension of the problem increases

Email addresses: rahimi.saeed@ut.ac.ir (Saeed Rahimi), asalimil@asu.edu (Amir Salimi Lafmejani), akalhor@ut.ac.ir (Ahmad Kalhor).

¹ The idea of "IsoCost Surface" with its geometric properties in the optimal control had been initially proposed and used by the corresponding author in the final project of the "Distributed AI" course at the university of Tehran in 2005.

in size, the computational complexity associated with DP becomes prohibitive, a phenomenon known as the "curse of dimensionality" [12].

Accordingly, [13] originally developed Adaptive Dynamic Programming (ADP) algorithms as a way to find an approximate solution of Discrete-Time (DT) HJB [14]. This method solves the problem of computational complexity, although it suffers from discretization error. More significantly, ADP techniques are not practical for problems with state constraints. This is because the gradient descent method used in the ADP algorithm is only suited for solving unconstrained policy optimization problems [15]. In [16], an algorithm is proposed to find an active optimal set for a constrained LQR control problem with the help of DP.

Finding solutions to optimal control problems may be facilitated by utilizing the geometry of the problems [17]. A differential geometric method for finding explicit closed-form solution for nonlinear optimal control problems using Lie theory is described in [18]. Furthermore, [19] introduced an approach based on the coordinate-free variational discretization of the dynamics that exploit the nature of the state space to develop a numerical method for finding optimal trajectories for mechanical systems.

To the best of authors' knowledge, the concept of Iso-Cost HyperSurface (ICHS) is used for the first time in this paper to develop a novel numerical-geometrical approach for solving infinite horizon optimal control problems. The proposed concept gives an straightforward insight into getting around the impossibility of finding an exact analytical solution and the computational complexities of other numerical algorithms. It is proved that for a specific amount of cost, the ICHSs generated by the optimal control solution surround all other ICHSs resulting from non-optimal control solutions. A meta-heuristic local search algorithm is employed in combination with the concept of ICHS to form the Iso-cost Dynamic Programming (IDP), that aims to search for the optimal control strategies in a reverse iteration manner.

The main contribution of IDP approach, as demonstrated through comprehensive examples, is that it can solve the optimal control problem for a broad range of dynamical systems, from linear to nonlinear systems. The second major contribution is that this method reduces the computational complexity of solving optimization problems, compared to other numerical methods. As a third contribution, the proposed IDP controller improves the performance and accuracy of the system by increasing the relative optimality of the solutions by reducing terminal cost value. An assessment of the contribution mentioned is made by comparing IDP method with standard DP for two different nonlinear systems.

In this paper, Section. 2 introduces the problem formulations and definitions required for establishing the ICHS concept. The main results of the IsoCost Based DP method, based on earlier definitions, are then provided in Section. 3. Furthermore, a framework of

algorithms for achieving ICHS and designing IDP controller is suggested in this section. In order to evaluate the performance of the IDP method in the closed-loop control of dynamical systems, two different optimal control problems are simulated in Section. 4. Additionally, the results from IDP controller is also compared with conventional DP and LQR controllers. Finally, in Section. 5, the conclusion and insights are given.

2 Problem Statement and Preliminaries

This section defines the optimal control problem and ICHS formulations for a dynamical system. These definitions lay the foundation for incorporating ICHS into optimal control design.

Consider the following differential equation of a deterministic nonlinear system:

$$\dot{\mathbf{x}}(t) = \mathbf{f}(\mathbf{x}(t), \mathbf{u}(t)), \quad \mathbf{f}(0, 0) = 0 \quad (1)$$

where $\mathbf{x} \in \mathbb{R}^n$, $\mathbf{u} \in \mathbb{R}^m$ and $\mathbf{f} : \mathbb{R}^n \times \mathbb{R}^m \rightarrow \mathbb{R}^n$ denote the state vector, input control and a vector of continuously differentiable functions, respectively. The following assumptions are made for a system represented in Eq. (1).

Assumption 1. The system in Eq. (1) is deterministic, unconstrained and controllable in a certain continuous region $D_R \subset \mathbb{R}^n$ including the origin. Moreover, for the aforementioned nonlinear system, infinite horizon cost function is defined as:

$$J(\mathbf{x}(t), \mathbf{u}) = \int_0^\infty g(\mathbf{x}(\tau), \mathbf{u}(\tau)) d\tau, \quad g(0, 0) = 0 \quad (2)$$

where $g(\cdot, \cdot)$ is a smooth positive definite function.

Assumption 2. The control solution $\mathbf{u} = c(\mathbf{x})$ asymptotically stabilizes the system in Eq. (1) to the origin with the domain of attraction, $D_c \subset D_R$.

Definition 1. Given the state space system in Eq. (1) with the cost function in Eq. (2) and under Assumptions 1 and 2, for all positive real scalar values γ , an ICHS is defined as follows:

$$S_\gamma(\mathbf{x}, c(\mathbf{x})) = \{\mathbf{x} \mid \mathbf{x} \in D_c, \quad J(\mathbf{x}(t), c(\mathbf{x})) = \gamma\} \quad (3)$$

Definition 2. For the system described in Eq. (1) and Eq. (2) and Assumptions 1 and 2, an IsoCost HyperVolume (ICHV) is defined as:

$$\Omega_\gamma(\mathbf{x}, c(\mathbf{x})) = \{\mathbf{x} \mid \mathbf{x} \in D_c, \quad J(\mathbf{x}(t), c(\mathbf{x})) < \gamma\} \quad (4)$$

The ICHV gives a criterion to examine the relative optimality of different control solutions in state space.

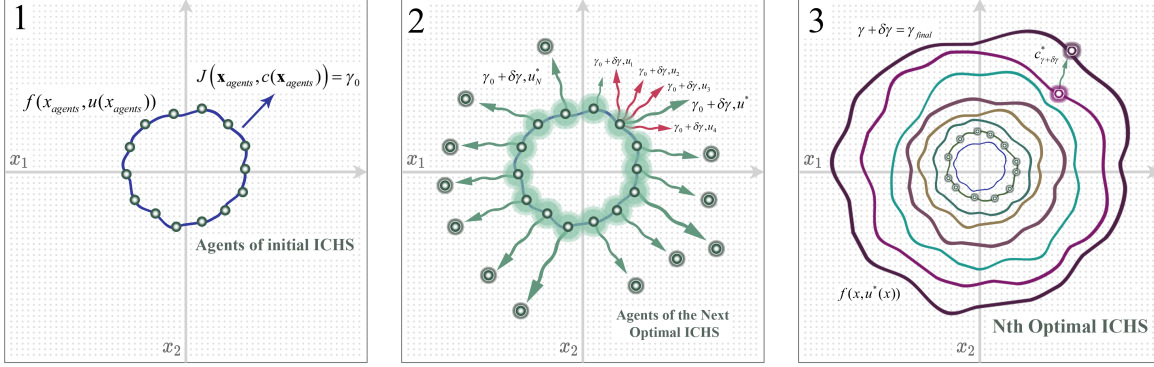


Fig. 1. The illustration of IDP searching for optimal control policies in the two dimensional state space of a system. A large number of state points are chosen as initial agents. These agents can be chosen randomly near the origin. For each initial agent, the optimal policy is the one that drives the initial agent further from the origin, resulting in the maximization of the ICHS area formed by all agents. The IDP algorithm continues to explore the state space of the system, and storing optimal policies.

Remark 1. For the system defined in Eq. (1) with the cost function according to Eq. (2) and regarding to Definition 2 and aforementioned assumptions, it is understood that for two different control strategies $c_i(\mathbf{x})$ and $c_j(\mathbf{x})$ and each positive real scalar γ it has:

$$\Psi_\gamma^i(\mathbf{x}, c_i(\mathbf{x}), c_j(\mathbf{x})) = \Omega_\gamma(\mathbf{x}, c_i(\mathbf{x})) - \Omega_\gamma(\mathbf{x}, c_j(\mathbf{x})) \quad (5)$$

determine sub spaces of the state space, in which $c_i(\mathbf{x})$ made less cost function value compared to $c_j(\mathbf{x})$, in other words, the control $c_i(\mathbf{x})$ corresponds to a larger HyperVolume (HV) compared to that of corresponding to $c_j(\mathbf{x})$. Respectively, Ψ_γ^j is defined as:

$$\Psi_\gamma^j(\mathbf{x}, c_j(\mathbf{x}), c_i(\mathbf{x})) = \Omega_\gamma(\mathbf{x}, c_j(\mathbf{x})) - \Omega_\gamma(\mathbf{x}, c_i(\mathbf{x})) \quad (6)$$

corresponding to sub spaces of state space in which $c_j(\mathbf{x})$ makes a bigger HV. Subsequently:

$$\begin{aligned} \forall \mathbf{x}(t) \in \Psi_\gamma^i(\mathbf{x}, c_i(\mathbf{x}), c_j(\mathbf{x})) &\Rightarrow \\ J(\mathbf{x}(t), c_i(\mathbf{x})) &< J(\mathbf{x}(t), c_j(\mathbf{x})) \\ \forall \mathbf{x}(t) \in \Psi_\gamma^j(\mathbf{x}, c_j(\mathbf{x}), c_i(\mathbf{x})) &\Rightarrow \\ J(\mathbf{x}(t), c_j(\mathbf{x})) &< J(\mathbf{x}(t), c_i(\mathbf{x})) \end{aligned} \quad (7)$$

Definition 3. Consider there are two different control solutions $c_i(\mathbf{x})$ and $c_j(\mathbf{x})$ satisfying the assumptions for the system in Eqs. (1) and (2). For a positive real scalar γ , through which $S_\gamma(\mathbf{x}, c_i(\mathbf{x}))$ is not a null set, $S_\gamma(\mathbf{x}, c_i(\mathbf{x}))$ surrounds $S_\gamma(\mathbf{x}, c_j(\mathbf{x}))$ if:

$$S_\gamma(\mathbf{x}, c_i(\mathbf{x})) \cap \Omega_\gamma(\mathbf{x}, c_j(\mathbf{x})) = \emptyset \quad (8)$$

Remark 2. With regard to Eqs. (4) and (8), for each control strategy, the corresponding ICHS surrounds itself.

Definition 4. Two Control strategies $c_i(\mathbf{x})$ and $c_j(\mathbf{x})$ are equal for the system in Eq. (1) and the cost function Eq. (2) if their ICHSs are equal for each γ .

With the above assumptions and definitions in hand, the ICHSs can be achieved for any nonlinear system with a specified cost function.

3 Main Results

Solving optimal control problems based on the theory of optimal ICHS is the focus of this section. This section begins by discussing the fundamental theorem of this research as the main results. Then, the theory of ICHS will be put into practice, by introducing the IDP controller.

Theorem 1 (Theory of ICHS Optimality). Consider $c^*(\mathbf{x})$ is the optimal control solution of the system with Eq. (1), minimizing the cost function according to Eq. (2). For each positive real scalar γ , $S_\gamma(\mathbf{x}, c^*(\mathbf{x}))$ surrounds any other IsoCost HyperSurfaces $S_\gamma(\mathbf{x}, c(\mathbf{x}))$ that are obtained by non-optimal control solutions $c(\mathbf{x})$.

Proof. If $S_\gamma(\mathbf{x}, c^*(\mathbf{x}))$ does not surround $S_\gamma(\mathbf{x}, c(\mathbf{x}))$, regarding to Definition 3, there is at least one state such as \mathbf{x}_0 which simultaneously belongs to both $S_\gamma(\mathbf{x}, c^*(\mathbf{x}))$ and $\Omega_\gamma(\mathbf{x}, c(\mathbf{x}))$. According to Definition 1 and for the optimal control solution $c^*(\mathbf{x})$, since $\mathbf{x}_0 \in S_\gamma(\mathbf{x}, c^*(\mathbf{x}))$ then:

$$J(\mathbf{x}_0, c^*(\mathbf{x})) = \gamma \quad (9)$$

By considering the Definition 2, for the non-optimal control solutions $c(\mathbf{x})$, since $\mathbf{x}_0 \in \Omega_\gamma(\mathbf{x}, c(\mathbf{x}))$ then:

$$\mathbf{x}_0 \in \Omega_\gamma(\mathbf{x}, c(\mathbf{x})) \Rightarrow J(\mathbf{x}_0, c(\mathbf{x})) < \gamma \quad (10)$$

It is concluded that for the state \mathbf{x}_0 , the non-optimal control solution $c(\mathbf{x})$ provides the less amount of cost, in comparison with the optimal control $c^*(\mathbf{x})$. Therefore, this is against the considered assumption about the optimality of $c^*(\mathbf{x})$. Consequently, intersection of $S_\gamma(\mathbf{x}, c^*(\mathbf{x}))$ and $\Omega_\gamma(\mathbf{x}, c(\mathbf{x}))$ must be a null set

and regarding to Definition 3, $S_\gamma(\mathbf{x}, c^*(\mathbf{x}))$ surrounds $S_\gamma(\mathbf{x}, c(\mathbf{x}))$. \square

Remark 3 Regarding to Definition 1 to 3 and Remark 1, an important result of Theorem. 1 is that for each positive real scalar γ , the ICHV $\Omega_\gamma(\mathbf{x}, c^*(\mathbf{x}))$ includes all CHVs of the non-optimal control solutions:

$$\forall c(\mathbf{x}) \notin c^*(\mathbf{x}) : \Omega_\gamma(\mathbf{x}, c(\mathbf{x})) \subset \Omega_\gamma(\mathbf{x}, c^*(\mathbf{x})) \quad (11)$$

Therefore, one can say that for each positive real scalar γ the ICHV corresponding to the optimal control solution has been maximized in comparison to other ICHVs of non-optimal control solutions.

Definition 4. For the optimal control problem stated in Eqs. (1) and (2) and for all state points in $V_\gamma(\mathbf{x}, c^*(\mathbf{x}))$, the control solution $c_\gamma^*(\mathbf{x})$ is the same optimal control solution $c^*(\mathbf{x})$.

Remark 4. Regarding to Remark 3 and for a certain amount of γ , the optimal control solution $c_\gamma^*(\mathbf{x})$ must be explored in order that maximum possible ICHV is achieved:

$$c_\gamma^* = \arg_{c(\mathbf{x})} (\max (V_\gamma(\mathbf{x}, c(\mathbf{x}))) \quad (12)$$

Using the definition of optimal ICHS, as well as Definition 2 and Remark 4, the optimal control problem is reduced to a problem aimed at maximizing the volume $V_\gamma(\mathbf{x}, c^*(\mathbf{x}))$ of a control solution.

However, exploring the optimal control that can satisfy Eq. (12) is intractable since for each control strategy, it is required to estimate $V_\gamma(\mathbf{x}, c(\mathbf{x}))$, which is not computationally efficient for high dimension problems. As the nonlinear system Eq. (1) and the cost function Eq. (2) are assumed to be continuous, the optimal control solution is also continuous. Hence, using the concept of ICHSs, it is possible to design a recursive version of Eq. (12), resulting in a significant reduction of computational load.

Remark 5. For a certain amount of γ and a small enough $d\gamma$, assume the optimal control solution $c_\gamma^*(\mathbf{x})$ and the ICHS, $S_\gamma(\mathbf{x}, c_\gamma^*(\mathbf{x}))$ are known. To estimate $S_{\gamma+d\gamma}(\mathbf{x}, c_{\gamma+d\gamma}^*(\mathbf{x}))$, the optimal control solution $c_{\gamma+d\gamma}^*(\mathbf{x})$ can be explored in a restricted interval around $c_\gamma^*(\mathbf{x})$ via maximizing $V_{\gamma+d\gamma}(\mathbf{x}, c(\mathbf{x}))$.

Knowing an initial set of optimal ICHSs and taking Remark 5 into account, the state space of the system can be explored for optimal control solutions. Although the aforementioned idea appears to be feasible, some critical aspects must be addressed. How the initial optimal ICHS, $S_{\gamma_0}(\mathbf{x}, c_{\gamma_0}^*(\mathbf{x}))$ should be found and which exploring algorithms can be used to search state space of the systems and compute ICHVs?

The Determination of the first ICHS as an initial solution is an essential criterion in the proposed approach. The optimal solutions could not be found correctly if the initial solution would not be appropriately determined. As a result, by considering a small enough boundary about origin for a small amount of cost γ_0 , the agents can be selected randomly to shape the first ICHS, $S_{\gamma_0}(\mathbf{x}, c_{\gamma_0}^*(\mathbf{x}))$ for the problem.

However, the initial ICHS can be determined using the LQR technique if Eq. (1) can be linearized about the origin and the cost function Eq. (2) can be approximated in a quadratic form. Then, by discretizing the optimal control problem and using a search method like Genetics Algorithm (GA) in a reverse trajectory manner, the next optimal ICHS can be found by maximizing the area of the surface made by the points on the boundary of the initial ICHS referring to Theorem 1. Furthermore, agents located on the IsoCost surface boundary move to the boundary of the next IsoCost surface to explore the remaining state space of the system for optimal solutions.

Algorithm 1: Estimation of ICHS $S_{\gamma_{k+1}}(\mathbf{x}, c(\mathbf{x}))$ for a system described in Eqs. (1) and (2)

```

1: Initialization:           Define the starting ICHS  $\triangleleft$ 
if  $k=0$  then
    Define:  $N$  number of agents on the initial ICHS  $\triangleleft$ 
                 $R_0$  radius of initial random
                surface  $\triangleleft$ 
                 $\gamma_0$  initial ICHS cost value  $\triangleleft$ 
     $X_{R_0} \leftarrow$ 
         $N$  random points on a circle with radius  $R_0$ 
     $S_{\gamma_0}(\mathbf{x}, c(\mathbf{x})) \leftarrow X_{R_0}$ 
else
    Use previous ICHS as starting surface  $\triangleleft$ 
     $X_{R_k} \leftarrow S_{\gamma_k}(\mathbf{x}, c(\mathbf{x})), (k = 1, 2, 3, 4, \dots)$ 
2: Define:  $u \leftarrow c$  define a control strategy  $\triangleleft$ 
3: for  $\mathbf{x} \in X_{R_k}$  do
     $\mathbf{x}_T \leftarrow \mathbf{x}$ 
     $R_{k+1} \leftarrow \frac{1}{N} \sum \|X_{R_k}\|^2$ 
     $\gamma_{k+1} \leftarrow (\frac{R_{k+1}}{R_k})^2 \gamma_k$  cost value for surface  $R_k$   $\triangleleft$ 
     $g_c \leftarrow g(\mathbf{x}_T, c(\mathbf{x}_T))$   $g$ : cost function  $\triangleleft$ 
     $\Delta t \leftarrow -\frac{\gamma_{k+1}}{g_c}$  time step for backward iteration  $\triangleleft$ 
     $\dot{\mathbf{x}}_T \leftarrow \mathbf{f}(\mathbf{x}_T, c(\mathbf{x}_T))$ 
     $\mathbf{x}_{T-\Delta t} \leftarrow$  Solve Eq. (1) for  $(\Delta t, \mathbf{x}_T, \dot{\mathbf{x}}_T, c)$ 
     $\mathbf{x}_{\gamma_{k+1}} \leftarrow \mathbf{x}_{T-\Delta t}$  achieved next isocost state  $\triangleleft$ 
     $X_{\gamma_{k+1}} \leftarrow X_{\gamma_{k+1}}$  store all next isocost states  $\triangleleft$ 
4: Output:  $S_{\gamma_{k+1}}(\mathbf{x}, c(\mathbf{x})) \leftarrow X_{\gamma_{k+1}}$  next ICHS  $\triangleleft$ 

```

Algorithms 1 and 2 are provided to outline the main results presented in theorem and remarks. Moreover, Fig. 1 is an illustration of the main results of the paper and mentioned algorithms. Algorithm 1 calculates the ICHS

for any cost value γ and control solution $c(\mathbf{x})$. In addition, the Algorithm 2 provides a framework for designing an optimal IDP controller for the system described in Eqs. (1) and (2). By considering an interval for control effort, search methods like GA can explore controller inputs that drive each state further from the initial state, resulting in the maximization of next ICHS area. As a result, Algorithm 2 gives a frame work for calculating optimal control c^* for each state using the concept of IDP. The derived values of c^* optimized by GA, for each state, can be saved into the memory and used as a closed-loop feedback control law.

Algorithm 2: Finding optimal control solution for Eqs. (1) and (2) using IsoCost Dynamic Programming

1: Set: $\gamma_f, \gamma_0, N, R_0$ γ_f : terminal cost value \triangleleft

2: Initialization: obtaining initial ICHS \triangleleft

$\gamma_c \leftarrow \gamma_0$ (From Algorithm 1)

γ_c : current cost value \triangleleft

$S_{\gamma_0}(\mathbf{x}, c^*(\mathbf{x})) \leftarrow S_{\gamma_0}(\mathbf{x}, c(\mathbf{x}))$ (From Algorithm 1)

3: Define: u candidate control
interval/strategy \triangleleft

$u \leftarrow [u_{\min}, u_{\max}]$ define an interval for U \triangleleft

$k \leftarrow 0$

while $\gamma_c < \gamma_f$ **do**

for $\mathbf{x} \in S_{\gamma_k}(\mathbf{x}, c^*(\mathbf{x}))$ **do**

for $c \in u$ **do**

$\mathbf{x}_{\gamma_{k+1}} \leftarrow$ Step 3 of Algorithm 1

$c_{\gamma_{k+1}}^*(\mathbf{x}) \leftarrow \arg_{c(\mathbf{x})}(\max \|\mathbf{x}_{\gamma_{k+1}}\|)$

$\mathbf{x}_{\gamma_{k+1}}^* \leftarrow \arg_{\mathbf{x}}(\max \|\mathbf{x}_{\gamma_{k+1}}\|)$

 Save $c_{\gamma_{k+1}}^*(\mathbf{x})$ to $c_{\gamma_{k+1}}^*$

 Save $\mathbf{x}_{\gamma_{k+1}}^*$ to $S_{\gamma_{k+1}}(\mathbf{x}, c^*(\mathbf{x}))$

 Save $S_{\gamma_{k+1}}(\mathbf{x}, c^*(\mathbf{x}))$ and $c_{\gamma_{k+1}}^*(\mathbf{x})$

$k \leftarrow k+1$, $\gamma_c \leftarrow \gamma_{k+1}$

4 Simulations and Comparison Results

In this section, two simulation examples are used to show how the IDP approach can be used to solve an optimal control problem. The goal of the first example is to identify the optimal control strategy for a second order nonlinear system with a nonlinear cost function. The second example, on the other hand, resolves the optimal control problem for a nonlinear inverted pendulum system. The IDP controller and DP technique are compared in both examples. Additionally, a comparison with approximated closed-form solutions is given. For the system that can be linearized and its cost function can be approximated with a quadratic form, initially the system is linearized by applying appropriate diffeomorphism, that converts the nonlinear problem into an optimal quadratic form. Then, the transformed LQR problem is solved and the results are compared with IDP controller.

First, consider the following second order nonlinear system:

$$\begin{aligned} \dot{x}_1 &= x_2 \\ \dot{x}_2 &= u - x_1^2 \end{aligned} \quad (13)$$

and nonlinear cost function:

$$\begin{aligned} J(x_1, x_2, u) &= \int_0^\infty [x_1^2(\tau) + \sin^2(x_2(\tau)) \\ &+ \cos^2(x_2(\tau)) (u(\tau) - x_1^2(\tau))^2] d\tau \end{aligned} \quad (14)$$

In Fig. 2, the optimal and non-optimal ICHS for the system in Eqs. (13) and (14) are represented. As it is expected from Theorem. 1, the optimal ICHS ($ICHS^*$) contours $S_\gamma(\mathbf{x}, c^*(\mathbf{x}))$ from IDP controller surround the non-optimal ICHSs resulted from non-optimal controllers. Moreover, to show the optimality of ICHSs resulted from IDP, the optimal ICHS from LQR controller are also depicted. To achieve analytic solution for this example, by using diffeomorphism for Eqs. (13) and (14), one has:

$$\begin{aligned} z_1 &= x_1 \\ z_2 &= \sin(x_2) \\ v &= \cos(x_2) (u - x_1^2) \end{aligned} \quad (15)$$

So, the nonlinear optimal control problem will transform to an LQR one as follows:

$$\begin{aligned} \dot{\mathbf{z}} &= \begin{bmatrix} 0 & 1 \\ 0 & 0 \end{bmatrix} \mathbf{z} + \begin{bmatrix} 0 \\ 1 \end{bmatrix} v \\ g(\mathbf{z}, v) &= \mathbf{z}^T \mathbf{z} + v^2 \end{aligned} \quad (16)$$

By solving the transformed LQR problem, using Riccati equation, the optimal solution for the LQR problem

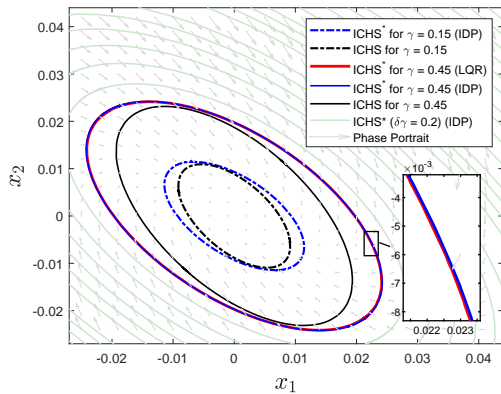


Fig. 2. Resulted ICHSs for system in Eqs. (13) and (14) using IDP method, for different cost values and control strategies.

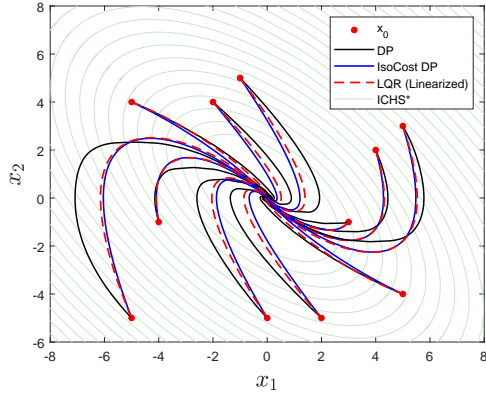


Fig. 3. Comparison between different control strategies in stabilizing the system in Eqs. (13) and (14) for randomly chosen initial conditions.

is computed as $c^*(z) = - \begin{bmatrix} 1 & 1.732 \end{bmatrix} z$ and then by using inverse of diffeomorphism for Eq. (15), the optimal solution $c^*(x) = \cos^{-1}(x_2) (-x_1 - 1.732 \sin(x_2) + x_1^2)$ is computed. Then, the optimal ICBS is determined for cost value $\gamma=0.45$ which is shown in Fig 2. As demonstrated in Fig. 2, by comparing the *ICBS** from IDP and LQR, it can be concluded that the IDP estimated the optimal ICBS with high accuracy. Additionally, the other *ICBS** according to different cost values are also depicted by considering an increment for cost value ($\delta\gamma = 0.2$), to show how *ICBS** can cover up the state space of the system and explore the optimal IDP controller for each desired state.

Considering Eqs. (13) and (14), the optimal control solution is found using Algorithms 1 and 2. The resulted optimal IDP controller is evaluated for 11 randomly chosen initial conditions (x_0) as depicted in Fig. 3. The DP is also used to control the aforementioned system and the results are depicted in Fig. 3 in a comparison with IDP and LQR control. With better accuracy than the DP control, the IDP controller was able to stabilize all initial condition point. This figure also shows the optimal ICBS contours with semi-transparent green color, achieved using Algorithms 1 and 2.

For the second example, the inverted pendulum problem is utilized. The highly nonlinear dynamic nature of inverted pendulum makes this system a classical benchmark for evaluating different control techniques. The dynamic model of the system can be written as:

$$\begin{aligned} x_1 &= \theta, & x_2 &= \dot{\theta} \\ \dot{x}_1 &= x_2 \\ \dot{x}_2 &= \frac{g}{l} \sin(x_1) - \frac{b}{ml^2} x_2 - \frac{1}{ml^2} u \end{aligned} \quad (17)$$

where the parameters are considered as $m = 1 \text{ kg}$, $l = 1 \text{ m}$, $b = 0.5$ (friction damping coefficient), and $g = 9.81 \text{ m/s}^2$. The goal is to stabilize the inverted pendulum in a upward standing position with zero velocity ($x_1 =$

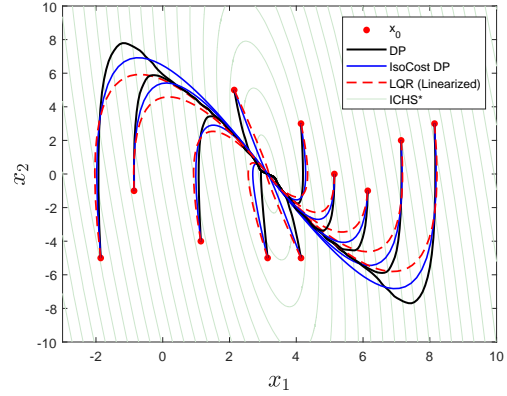


Fig. 4. Comparison between different control strategies in stabilizing the inverted pendulum system for randomly chosen initial conditions.

π , $x_2 = 0$). The cost function for this optimal control problem is in the following quadratic form:

$$J(x_1, x_2, u) = \int_0^\infty (x_1^2(\tau) + x_2^2(\tau) + u^2(\tau)) d\tau \quad (18)$$

Considering the approach mentioned in Algorithm 1, the optimal ICBSs for system described in Eqs. (17) and (18) can be achieved using the IDP. The resulted contours are portrayed in Fig. 4 with semi-transparent green color. Moreover, the controlled response of the system to 11 randomly chosen initial conditions is also depicted in Fig. 4. In the simulation of inverted pendulum, the parameters stated in Table 1 are considered for DP and IDP. This table also shows the parameters used in GA and Algorithm 2 to find the optimal control policy for inverted pendulum system. As presented, the IDP has more accuracy in controlling system compared to DP. By comparing the behavior of cost function value for one of this initial condition points, as shown in Fig. 5 and Table 2, the relative optimality and accuracy of IDP and DP methods can be compared. As depicted, in IDP method, the produced optimal policies controlled system with 19 % less cost value, compared to conventional DP method. For the IDP algorithm, the first set of ICBS agents can be computed by linearizing the system about the small neighborhood of the origin and solving the resulted LQR problem. Additionally, this approach is applied to the inverted pendulum system as shown in Fig. 5. The results suggest that the accuracy can be increased by comparing randomly-initialized IDP with LQR and LQR-started IDP. Table 2 summarizes the effects of approximating the first *ICBS** when applying the IDP algorithm.

According to Fig. 6, once the optimal control value for each agent on the ICBS has been determined, all of these values come together to form a look-up table that aids in determining the optimal control for all other points in the state space of the system. The IDP controller may therefore respond with the optimal input at every state

Table 1
Parameters of DP and IDP used in system Eq. (15) and inverted pendulum (Eq. (17)) examples.

Parameter	value
Interval for x_1 and x_2 (DP)	[-10 10]
Number of grid points for x_1 and x_2 (DP)	40
Interval for u (DP and IDP)	[-50 50]
Number of grid points for u (DP)	30
Decay after one time constant (DP)	0.9
Convergence tolerance (DP and IDP)	10^{-5}
Maximum iterations (DP and IDP)	10000
Mutation percentage (IDP)	0.03
Number of initial agents N (IDP)	600
Initial ICBS cost value γ_0 (IDP)	0.1
Radius of initial random surface R_0 (IDP)	0.01
Terminal Cost Value γ_f (IDP)	250

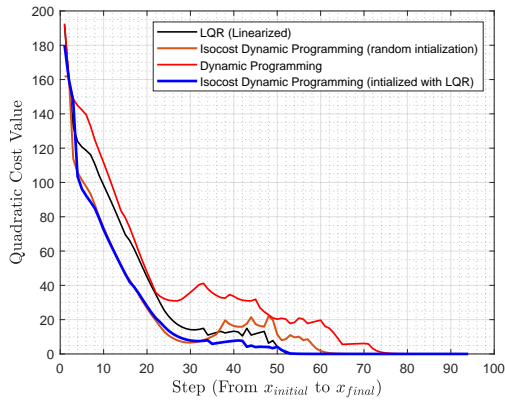


Fig. 5. Changes of cost value in each step for inverted pendulum system controlled with three different control method.

on the continues space. Then, to find optimal control solution for any points, the 4th order Runge-Kutta method and Barycentric interpolation is used to calculate and save all state transitions [20].

To compare convergence time between DP and IDP, which shows the computational load of each method, the inverted pendulum system is controlled with both methods for the same state space intervals and convergence tolerance (as indicated in Table 1). The result shows that the proposed IDP method perform 21 % faster, on total time for each run, and 12 % faster on each iteration, compared to DP, as highlighted in Table 3. It worth mentioning that, for the sake of simplicity, the chosen interval for DP was chosen to be small to reduce simulation time. According to Table 3, comparing average the time spent one each iteration, it can be concluded that if the intervals for states and number of grid points would increase, the computational speed difference between DP and IDP would increase. Based on the number of grid

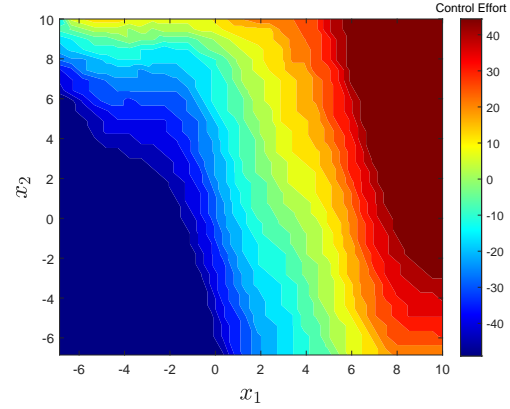


Fig. 6. Optimal control effort value for each state point in a inverted pendulum system controlled with IDP.

Table 2
Average cost value (average of integral of cost function) of controlled inverted pendulum for 11 random initial conditions.

Control Method	Cost Value
IDP ($S_{\gamma_0}(\mathbf{x}, c^*(\mathbf{x}))$ from random points)	2472
IDP ($S_{\gamma_0}(\mathbf{x}, c^*(\mathbf{x}))$ from LQR)	1928
LQR (Linearized System)	2434
Standard DP	3028

Table 3
Comparing computational performance of DP and IDP control methods for inverted pendulum system.

Performance Category	DP	IDP
number of runs	20	20
average time for each run (second)	840	660
average convergence iteration	1325	1187
average time for each iteration (second)	0.64	0.56

points for DP ($40 \times 30 = 1200$ states) and the number of agents for IDP (600 states), the time difference between these two methods can be explained, as IDP uses half the state points as DP. It also results in using less storage memory.

5 Conclusion

In this paper, a geometric feature in the state space of a system, called IsoCost HyperSurface (ICBS) was introduced. This feature is exploited in the Dynamic Programming (DP) algorithm to solve infinite horizon optimal control problems. It was proved that for a certain amount of cost, the ICBS obtained from an optimal control solution surrounds any other ICBS resulting by a non-optimal control solution. Then, the resulted theorem and IDP algorithm were applied to two optimal control problems. The results demonstrated that the in-

troduced geometric ICHS feature with an evolutionary-based search method of IDP controller can be used as a capable alternative solver for optimal control problems, increasing the overall accuracy and convergence speed compared to conventional DP.

Furthermore, the proposed IDP algorithm decreased the computational load (compared to conventional DP), by decreasing the convergence time by 21 %. To improve the performance of the suggested IDP controller and reduce memory usage, the concept of Deep Neural Networks (DNN) can be incorporated in the IDP controller in future works. Considering the ability of DNNs to serve as function approximators, the DNNs can learn optimal control solutions for the state space of the system from achieved ICHSs for different cost values.

References

- [1] H. J. Pesch, M. Plail, D. Munich, The maximum principle of optimal control: a history of ingenious ideas and missed opportunities, *Control and Cybernetics* 38 (4A) (2009) 973–995.
- [2] Y. Yang, H. Modares, K. G. Vamvoudakis, W. He, C.-Z. Xu, D. C. Wunsch, Hamiltonian-driven adaptive dynamic programming with approximation errors, *IEEE Transactions on Cybernetics* (2021) –.
- [3] L. G. Crespo, J.-Q. Sun, Stochastic optimal control via bellman’s principle, *Automatica* 39 (12) (2003) 2109–2114.
- [4] A. Bemporad, M. Morari, V. Dua, E. N. Pistikopoulos, The explicit linear quadratic regulator for constrained systems, *Automatica* 38 (1) (2002) 3–20.
- [5] R. Gupta, U. V. Kalabić, A. M. Bloch, I. V. Kolmanovskiy, Solution to the hjb equation for lqr-type problems on compact connected lie groups, *Automatica* 95 (2018) 525–528.
- [6] H. Zhang, J. Umenberger, X. Hu, Inverse optimal control for discrete-time finite-horizon linear quadratic regulators, *Automatica* 110 (2019) 108593.
- [7] H. J. Sussmann, J. C. Willems, 300 years of optimal control: from the brachystochrone to the maximum principle, *IEEE Control Systems Magazine* 17 (3) (1997) 32–44.
- [8] A. V. Rao, A survey of numerical methods for optimal control, *Advances in the Astronautical Sciences* 135 (1) (2009) 497–528.
- [9] F. Borrelli, M. Baotić, A. Bemporad, M. Morari, Dynamic programming for constrained optimal control of discrete-time linear hybrid systems, *Automatica* 41 (10) (2005) 1709–1721.
- [10] R. Ueda, T. Arai, Dynamic programming for global control of the acrobot and its chaotic aspect, in: 2008 IEEE International Conference on Robotics and Automation, IEEE, 2008, pp. 2416–2422.
- [11] D. Liu, S. Xue, B. Zhao, B. Luo, Q. Wei, Adaptive dynamic programming for control: A survey and recent advances, *IEEE Transactions on Systems, Man, and Cybernetics: Systems* 51 (1) (2020) 142–160.
- [12] D. Lebedev, P. Goulart, K. Margellos, Gradient-bounded dynamic programming for submodular and concave extensible value functions with probabilistic performance guarantees, *Automatica* 135 (2022) 109897.
- [13] P. Werbos, Approximate dynamic programming for realtime control and neural modelling, *Handbook of intelligent control: neural, fuzzy and adaptive approaches* (1992) 493–525.
- [14] C. Li, J. Ding, F. L. Lewis, T. Chai, A novel adaptive dynamic programming based on tracking error for nonlinear discrete-time systems, *Automatica* 129 (2021) 109687.
- [15] J. Duan, Z. Liu, S. E. Li, Q. Sun, Z. Jia, B. Cheng, Adaptive dynamic programming for nonaffine nonlinear optimal control problem with state constraints, *Neurocomputing* 484 (2022) 128–141.
- [16] R. Mitze, M. Mönnigmann, A dynamic programming approach to solving constrained linear–quadratic optimal control problems, *Automatica* 120 (2020) 109132.
- [17] H. Schättler, U. Ledzewicz, *Geometric optimal control: theory, methods and examples*, Vol. 38, Springer, 2012.
- [18] J. Baillieul, Geometric methods for nonlinear optimal control problems, *Journal of optimization theory and applications* 25 (4) (1978) 519–548.
- [19] M. B. Kobilarov, J. E. Marsden, Discrete geometric optimal control on lie groups, *IEEE Transactions on Robotics* 27 (4) (2011) 641–655.
- [20] R. Munos, A. Moore, Barycentric interpolators for continuous space and time reinforcement learning, *Advances in neural information processing systems* 11 (1998) –.