

On convergence and optimality of maximum-likelihood APA

Shirin Jalali Carl Nuzman Yue Sun

Abstract—Affine projection algorithm (APA) is a well-known algorithm in adaptive filtering applications such as audio echo cancellation. APA relies on three parameters: P (projection order), μ (step size) and δ (regularization parameter). It is known that running APA for a fixed set of parameters leads to a tradeoff between convergence speed and accuracy. Therefore, various methods for adaptively setting the parameters have been proposed in the literature. Inspired by maximum likelihood (ML) estimation, we derive a new ML-based approach for adaptively setting the parameters of APA, which we refer to as ML-APA. For memoryless Gaussian inputs, we fully characterize the expected misalignment error of ML-APA as a function of iteration number and show that it converges to zero as $O(\frac{1}{t})$. We further prove that the achieved error is asymptotically optimal. ML-APA updates its estimate once every P samples. We also propose incremental ML-APA (IML-APA), which updates the coefficients at every time step and outperforms ML-APA in our simulations results. Our simulation results verify the analytical conclusions for memoryless inputs and show that the new algorithms also perform well for strongly correlated input signals.

Index Terms—Adaptive filtering, Echo cancellation, Stochastic optimization, Maximum likelihood estimation

I. INTRODUCTION

Adaptive filtering is a fundamental problem in signal processing with many applications. In a generic system identification scenario, the response of an unknown linear system to a known input signal is used to estimate the impulse response of the unknown system. During the past sixty years, there has been extensive research on developing efficient high-performance adaptive filters. The work has led to the development of various well-known algorithms, such as least mean squares (LMS), normalized least mean squares (NLMS), recursive least squares (RLS) and the affine projection algorithm (APA). Among these methods, the APA algorithm has been found to be the most efficient method that is widely used in practice as well, because on one hand it is computationally efficient and on the other hand is able to offer good performance in terms of convergence speed and accuracy.

To run the APA algorithm one needs to specify three variables: the projection order (P), the regularization parameter (δ) and the step size (μ). It is well-understood in the literature that statically setting these parameters, especially μ and δ , leads to a trade-off between convergence speed and accuracy of the algorithm. Therefore, to achieve a good performance, one needs to set these parameters adaptively as the algorithm proceeds.

This has led to a host of different solutions that are developed for adaptively setting the aforementioned parameters. (Refer to Section I-B for a brief overview of such solutions.)

In this paper, inspired by the maximum likelihood (ML) estimation framework, we present ML-APA, a novel approach inspired by maximum likelihood (ML) estimation, that has provable optimality properties. In this approach, P is fixed, μ is set to unity, and only δ is adapted. The ML framework suggests a specific formula for controlling δ that has close connections with other optimized APA methods in the literature. The key contribution of this paper is the following: We fully and rigorously characterize the convergence behavior of ML-APA as a function of t (the iteration number) and show that it asymptotically matches with that of ordinary least squares (OLS) solution, which is the non-adaptive ML solution. This confirms the asymptotic optimality of ML-APA and shows that for the specified choice of parameters it is able to recover the parameters asymptotically at an optimal rate. ML-APA is developed for the periodic APA setup, where the coefficients are updated once every P samples. We also derive an alternative version ML-APA, which we refer to as incremental ML-APA (or IML-APA), which updates the coefficients at each iteration. We show experimental evidence that both ML-APA and IML-APA have excellent performance in acoustic echo cancellation, an adaptive filtering application where the input signal can be modeled as having significant memory. (Ref to Fig. 1 for a block diagram of a two-way audio communication systems with EC.)

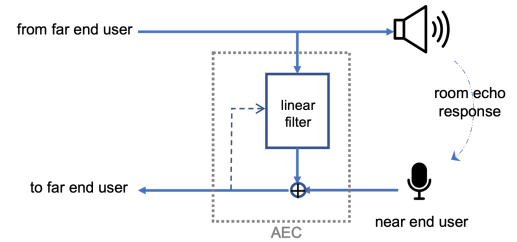


Fig. 1: Audio echo cancellation in the presence of multiple speakers and multiple microphones

A. Problem statement

Let x_t and y_t denote the transmitted signal and received signal at time t , respectively. Assume that x_t and y_t are related through a linear time-invariant filter modeled by $\mathbf{w}^* \in \mathbb{R}^L$, such that y_t is a noisy observation of a linear function of the input vector $\mathbf{x}_t = [x_t, \dots, x_{t-L+1}] \in \mathbb{R}^L$ as

$$y_t = \mathbf{x}_t^T \mathbf{w}^* + z_t, \quad (1)$$

where $(z_t)_t \stackrel{\text{i.i.d.}}{\sim} \mathcal{N}(0, \sigma_z^2)$ denotes the independent noise. The goal of an adaptive filter is to adaptively estimate \mathbf{w}^* from measurements $(\mathbf{x}_{t'}, y_{t'})_{t'=1}^t$. Assuming that the filter \mathbf{w}^* is static and does not change, ideally, at time t , the adaptive filter's goal is to minimize the following cost function:

$$\ell_t(\mathbf{w}) = \sum_{i=1}^t (\mathbf{x}_i^T \mathbf{w} - y_i)^2.$$

However, solving this optimization at every iteration is computationally infeasible. Moreover, in many application including AEC, it is not reasonable to assume that the filter coefficients stay constant. Therefore, in designing adaptive filters, the goal is to find an algorithm that *adaptively* estimates \mathbf{w}^* , such that at every iteration it updates its current estimate by only using the latest P observations, where P is a small number (typically smaller than 10). At time t , the adaptive filter receives as input: i) \mathbf{x}_t : input vector at time t (e.g. the loudspeaker signal vector in AEC), ii) y_t : the output value at time t (e.g., the microphone signal in AEC), iii) $(\mathbf{x}_{t'}, y_{t'})$, $t' = t-1, \dots, t-P+1$ and iv) \mathbf{w}_t , and outputs an updated estimate of the filter coefficients \mathbf{w}_{t+1} . The performance of such a adaptive filter can be evaluated in terms of its i) convergence rate, i.e., how fast it can learn the filter coefficients, ii) accuracy, i.e., how well it can learn the coefficients in steady state (i.e., after enough time has elapsed) and iii) computational complexity and memory requirements. The ultimate goal in designing adaptive filters is to have a computationally-efficient fast-converging method that is also asymptotically accurate ($\|\mathbf{w}_t - \mathbf{w}^*\|_2 \rightarrow 0$, as $t \rightarrow \infty$).

B. Related work and our contributions

Numerous studies have investigated adaptive tuning of the parameters of APA and analyzing its convergence, often in the context of acoustic echo cancellation (AEC). Many approaches seek to choose parameters that greedily minimize expected misalignment error in each iteration, using various models and approximations [1]–[6]. In the case of $P = 1$, APA reduces to NLMS, which has its own extensive literature on parameter adaptation [7]–[11]. Adaptive adjustment of projection order P is considered in [12], [13]. The variable step-size approach (VSS-APA) [8], [14] takes input variability and acoustic double talk into account, while [15] and [16] optimize step-size based on MSE analysis of misalignment error. Our approach is mostly closely related to JO-APA [17], which jointly optimizes the step-size and regularization parameters to greedily minimize expected misalignment, resulting in unit step-size and an adaptive regularization equal to the inverse of a misalignment to noise ratio (MNR). JO-APA includes a method for estimating this ratio, and shows excellent performance in some empirical examples including the case of step changes to filter impulse response.

Building on JO-APA, our distinct contribution is to develop an adaptive APA framework (ML-APA) whose convergence behavior can be explicitly characterized, and shown to be asymptotically optimal, under idealized condition. In particular, our analysis holds when i) input signals are i.i.d., ii) the true MNR is provided by an oracle, and iii) block updates

are performed every P samples. Our analysis shows there is only a negligible asymptotic gap between ML-APA and non-adaptive offline least squares (OLS) minimization, confirming that ML-APA converges to the true channel response at an optimal rate.

To validate the efficacy of ML-APA in practice, we conducted empirical experiments focused on acoustic echo cancellation, where the input signal, taken from a human speech database, exhibits strong memory. Our tests highlight ML-APA's exceptional performance in echo cancellation tasks, even though the inputs are far from i.i.d., and the MNR is estimated rather than oracle-provided. We also propose and demonstrate the efficacy of a related algorithm, IML-APA, that updates the filter coefficient after each new observation

C. Notation

Throughout the paper bold letters indicate vectors. Matrices are denoted by upper-case letters, such as A and X . For an $m \times n$ matrix A , let $\sigma_{\min}(A)$ and $\sigma_{\max}(A)$ denote the minimum and maximum singular values of A . Sets are denoted by calligraphic letters, such as \mathcal{X} and \mathcal{Y} .

D. Organization of this paper

In Section II, we analyze the convergence behavior of regularized APA. Inspired by the analysis, in Section III, we propose the ML-APA method, which is an online MLE-based method for estimating the coefficients. ML-APA is a block update algorithm that updates its estimate every P samples. In Section IV, we derive an alternative MLE-based method, incremental maximum likelihood APA (IML-APA) that incrementally updates its estimate at every time step. We will show that although IML-APA is harder to analyze than ML-APA, it is closely related and empirically performs better in some scenarios of interest. Section V presents our simulation results that show the effectiveness of ML-APA and IML-APA methods in AEC. The proof of our main theoretical result is presented in Section VI. Section VII concludes the paper.

II. STATISTICAL BEHAVIOR OF APA

APA is an algorithm that was proposed to address the slow convergence problem of LMS and NLMS algorithms. Unlike LMS and NLMS, APA employs P latest observation vectors, for some $P > 1$. Let $X_t = [\mathbf{x}_t, \dots, \mathbf{x}_{t-P+1}]$, and $\mathbf{y}_t = [y_t, \dots, y_{t-P+1}]^T$. The standard APA algorithm is designed as follows: Given (X_t, \mathbf{y}_t) and \mathbf{w}_t , the coefficients are updated such that the new vector is closest vector in \mathbb{R}^L , which satisfies the last P measurements exactly, i.e., $X_t^T \mathbf{w} = \mathbf{y}_t$. That is, it sets $\mathbf{w}_{t+1} = \arg \min_{\mathbf{w}: X_t^T \mathbf{w} = \mathbf{y}_t} \|\mathbf{w} - \mathbf{w}_t\|^2$, or

$$\mathbf{w}_{t+1} = \mathbf{w}_t + X_t(X_t^T X_t)^{-1}(\mathbf{y}_t - X_t^T \mathbf{w}_t).$$

APA in its standard form shows instability issues that are caused by the inversion involved in $(X_t^T X_t)^{-1}$. To address this issue, regularized APA is defined as

$$\mathbf{w}_{t+1} = \mathbf{w}_t + \mu X_t(X_t^T X_t + \delta I_P)^{-1}(\mathbf{y}_t - X_t^T \mathbf{w}_t),$$

where δ and μ denote the regularization parameter and step size, respectively. Regularized APA can be motivated analytically as follows. First, note that, because the measurements are noisy, even the true coefficient vector \mathbf{w}^* does not satisfy $X_t^T \mathbf{w} = \mathbf{y}_t$. The noise variance determines the typical distance to be expected between $X_t^T \mathbf{w}$ and \mathbf{y}_t . Taking noise into account, we could tweak the APA optimization as follows:

$$\begin{aligned} \min \quad & \|\mathbf{w} - \mathbf{w}_t\|^2 \\ \text{s.t.} \quad & \|X_t^T \mathbf{w} - \mathbf{y}_t\|^2 \leq P\sigma_z^2. \end{aligned} \quad (2)$$

Solving the Lagrangian form of the above optimization $\min_{\mathbf{w}} [\|\mathbf{w} - \mathbf{w}_t\|^2 + \lambda \|X_t^T \mathbf{w} - \mathbf{y}_t\|^2]$, it follows that

$$\mathbf{w}_{t+1} = (I + \lambda X_t X_t^T)^{-1} (\mathbf{w}_t + \lambda X_t \mathbf{y}_t). \quad (3)$$

Employing Woodbury matrix identity, we can simplify this update rule:

$$\begin{aligned} \mathbf{w}_{t+1} &= (I + \lambda X_t X_t^T)^{-1} (\mathbf{w}_t + \lambda X_t \mathbf{y}_t) \\ &= (I - \lambda X_t (I_P + \lambda X_t^T X_t)^{-1} X_t^T) (\mathbf{w}_t + \lambda X_t \mathbf{y}_t) \\ &= \mathbf{w}_t + X_t (\delta I_P + X_t^T X_t)^{-1} (\mathbf{y}_t - X_t^T \mathbf{w}_t), \end{aligned} \quad (4)$$

where $\delta = 1/\lambda$.

To understand the convergence behavior of APA, we employ the update rule in (3). Recall that under our model, $\mathbf{y}_t = X_t^T \mathbf{w}^* + \mathbf{z}_t$, where $\mathbf{z}_t = [z_t, \dots, z_{t-P+1}]$. Subtracting \mathbf{w}^* from both side of (3), it follows that

$$\begin{aligned} \mathbf{w}_{t+1} - \mathbf{w}^* &= (I - X_t (\delta I_P + X_t^T X_t)^{-1} X_t^T) (\mathbf{w}_t - \mathbf{w}^*) \\ &\quad + X_t (\delta I_P + X_t^T X_t)^{-1} \mathbf{z}_t. \end{aligned} \quad (5)$$

Assume that $\mathbf{w}_0 = \mathbf{0}_L$, and define

$$P_t = I_L - X_t (\delta I_P + X_t^T X_t)^{-1} X_t^T.$$

it follows that $\mathbf{w}_{t+1} = \mathbf{w}^* - \prod_{t'=1}^t P_{t'} \mathbf{w}^* + \sum_{t'=1}^t \prod_{t''=t'+1}^t P_{t''} X_{t'} (\delta I_P + X_{t'}^T X_{t'})^{-1} \mathbf{z}_{t'}$. This shows that at time $t+1$ conditioned on the input signal, \mathbf{w}_{t+1} has a Gaussian distribution with mean

$$\mathbb{E}[\mathbf{w}_{t+1}] = \mathbf{w}^* - \prod_{t'=1}^t P_{t'} \mathbf{w}^*.$$

Note that P_t has $L - P$ eigenvalues that are equal to one. The corresponding eigenvectors represent the directions that are orthogonal to the space spanned by the columns of X_t . For directions that are not orthogonal to the space spanned by the columns of X_t , the corresponding eigenvalues ν_i are strictly smaller than 1, and in fact can be expressed as $\nu_i = \delta / (\delta + S_{ii}^2)$ where $\{S_{ii}\}$ are the non-zero singular values of X_t . This implies that the estimation bias along the directions that are observed in the input data vanishes quickly, as long as the regularization parameter δ is not larger than the typical singular values of X_t .

III. ML-APA: ONLINE MLE FOR ADAPTIVE FILTERING

Our analysis of the previous section suggests that \mathbf{w}_t , the APA's estimate of \mathbf{w}^* at iteration t , is a Gaussian random vector with a mean quickly converging to \mathbf{w}^* . In this section, first inspired by the analysis of the previous section, we derive

a new AEC algorithm that employs MLE. For i.i.d. Gaussian inputs, we fully characterize the expected temporal performance of the proposed method and show that it converges to the optimal coefficient at a rate that is asymptotically optimal.

Assume that at time t we have access to i) $\mathbf{w}_t \sim \mathcal{N}(\mathbf{w}^*, M_t)$, for some covariance matrix M_t , and ii) (X_t, \mathbf{y}_t) , where $X_t \in \mathbb{R}^{L \times P}$ and $\mathbf{y}_t \in \mathbb{R}^P$, and $\mathbf{y}_t = X_t^T \mathbf{w}^* + \mathbf{z}_t$. Further, assume that \mathbf{w}_t is independent of (X_t, \mathbf{y}_t) ; it however may be a function of $(X_{t-P}, \mathbf{y}_{t-P})$. To support this assumption, we will derive an ML based estimate that performs block updates, i.e. that moves forward in steps of P samples. Given \mathbf{w}_t and (X_t, \mathbf{y}_t) , one can ask the following question: what is the ML estimate of \mathbf{w}^* ? Given the distributions of \mathbf{w}_t and (X_t, \mathbf{y}_t) , the ML estimate \mathbf{w}^* is the solution of the following optimization:

$$\mathbf{w}_{t+P}^{(\text{ML})} = \arg \min_{\mathbf{w} \in \mathbb{R}^L} [(\mathbf{w}_t - \mathbf{w})^T M_t^{-1} (\mathbf{w}_t - \mathbf{w}) + \frac{1}{\sigma_z^2} \|\mathbf{y}_t - X_t^T \mathbf{w}\|^2].$$

Therefore,

$$\mathbf{w}_{t+P}^{(\text{ML})} = (M_t^{-1} + \frac{1}{\sigma_z^2} X_t X_t^T)^{-1} (\frac{1}{\sigma_z^2} X_t \mathbf{y}_t + M_t^{-1} \mathbf{w}_t). \quad (6)$$

Note that

$$\begin{aligned} \mathbf{w}_{t+P}^{(\text{ML})} &= (\sigma_z^2 M_t^{-1} + X_t X_t^T)^{-1} (X_t (\mathbf{y}_t - X_t^T \mathbf{w}_t + X_t^T \mathbf{w}_t) \\ &\quad + \sigma_z^2 M_t^{-1} \mathbf{w}_t) \\ &= (\sigma_z^2 M_t^{-1} + X_t X_t^T)^{-1} (X_t (\mathbf{y}_t - X_t^T \mathbf{w}_t) \\ &\quad + (X_t X_t^T + \sigma_z^2 M_t^{-1}) \mathbf{w}_t) \\ &= \mathbf{w}_t + (\sigma_z^2 M_t^{-1} + X_t X_t^T)^{-1} X_t (\mathbf{y}_t - X_t^T \mathbf{w}_t). \end{aligned} \quad (7)$$

To simplify the update rule, assume that the distribution of \mathbf{w}_t is homogenous, i.e., $M_t = m_t I_L$, for some scalar m_t . Using the identity $(I + AB)^{-1} A = A(I + BA)^{-1}$, $(\sigma_z^2 M_t^{-1} + X_t X_t^T)^{-1} X_t = X_t (c_t^{-1} I + X_t^T X_t)^{-1}$, where, c_t , is defined as $c_t = \frac{m_t}{\sigma_z^2}$. Then, $\mathbf{w}_{t+P}^{(\text{ML})}$ can be written as $\mathbf{w}_{t+P}^{(\text{ML})} = \mathbf{w}_t + X_t (\frac{1}{c_t} I_P + X_t^T X_t)^{-1} (\mathbf{y}_t - X_t^T \mathbf{w}_t)$. This expression provides the MLE of \mathbf{w}^* given the assumption $\mathbf{w}_t \sim \mathcal{N}(\mathbf{w}^*, m_t I)$ with known parameter m_t . Moreover, if we know that the covariance of \mathbf{w}_t is of the form $m_t I$, but m_t is unknown, we can derive the MLE of m_t as the solution to the optimization

$$m_t^{(\text{ML})} = \arg \max_{m \in \mathbb{R}^+} \left(-\frac{L}{2} \log m - \frac{1}{2m} \|\mathbf{w}_t - \mathbf{w}^*\|^2 \right),$$

which leads to

$$m_t^{(\text{ML})} = \frac{1}{L} \|\mathbf{w}_t - \mathbf{w}^*\|^2,$$

often referred to as the misalignment in echo cancellation literature. Putting the pieces together, we derive the update rule which we refer to as ML-APA update rule:

$$\mathbf{w}_{t+P} = \mathbf{w}_t + X_t (\frac{1}{c_t} I_P + X_t^T X_t)^{-1} (\mathbf{y}_t - X_t^T \mathbf{w}_t), \quad (8)$$

with the *misalignment to noise ratio (MNR)* defined as

$$c_t = \frac{\|\mathbf{w}_t - \mathbf{w}^*\|^2}{\sigma_z^2 L}. \quad (9)$$

To compute the MNR at time t , one needs to have access to the misalignment at time t , i.e., $\|\mathbf{w}_t - \mathbf{w}^*\|^2$, which is obviously not available in practice. That is why we will refer to this version of the algorithm as “oracle-aided” ML-APA, or OA-ML-APA. However, as explained in Section V, MNR can be estimated reasonably well in practice. In particular, the “delay and extrapolation” approach [18] enables us to estimate the misalignment with only marginal loss of performance compared with the oracle-aided version in some example scenarios with dynamic channel changes. Pseudo-code for the OA-ML-APA algorithm is provided in Algorithm 1.

Algorithm 1 OA-ML-APA algorithm

Require: $(\mathbf{x}_1, \dots, \mathbf{x}_T)$, with $\mathbf{x}_t \in \mathbb{R}^L$, (y_1, \dots, y_T) , $\mathbf{w}^* \in \mathbb{R}^L$, P , L and σ_z

Ensure: \mathbf{w}

Initialize $\mathbf{w} \leftarrow \mathbf{0}_L$

for $t \leftarrow 1$ to T , $\text{step} = P$ **do**

$X \leftarrow [\mathbf{x}_t, \dots, \mathbf{x}_{t-P+1}]$

$\mathbf{y} \leftarrow [y_t, \dots, y_{t-P+1}]^T$

$c \leftarrow \|\mathbf{w} - \mathbf{w}^*\|^2 / (L\sigma_z^2)$

$\mathbf{e} \leftarrow \mathbf{y} - X^T \mathbf{w}$

$\mathbf{w} \leftarrow \mathbf{w} + X(\frac{1}{c}I_P + X^T X)^{-1} \mathbf{e}$

end for

Some intuitive insight into the ML-APA algorithm can be obtained by considering different ranges of the MNR (c_t). During initial steps, $\|\mathbf{w}_t - \mathbf{w}^*\|^2$ is large and therefore c_t is large as well. In this case, ML-APA behaves more like standard APA with aggressive step size $\mu = 1$ and small regularization δ . As time proceeds and the misalignment error becomes small, the MNR c_t becomes small as well. In that case, ML-APA becomes more conservative and its update rule becomes similar to block LMS with a very small step size $\mu = c_t$. That is, we have approximately $\mathbf{w}_{t+P} = \mathbf{w}_t + c_t X_t (\mathbf{y}_t - X_t^T \mathbf{w}_t)$. Therefore, in summary, by setting the MNR as (9), ML-APA is able to perform a soft transition between APA and block-LMS, depending on the current ratio of misalignment and noise.

To derive the ML-APA update rule we made several assumptions, such as unbiasedness of our estimates, which, at best, are approximately true. However, our next theorem, which is our main theoretical result, does not depend on these assumptions, fully characterizes the expected misalignment performance of OA-ML-APA, and shows that it indeed is able to asymptotically recover the unknown coefficients \mathbf{w}^* . It is convenient to define the normalized misalignment $a_t = \|\mathbf{w}_t - \mathbf{w}^*\|^2 \sigma_x^2 / \sigma_z^2$.

Theorem 1. Assume that $\mathbf{y}_t = X_t^T \mathbf{w}^* + \mathbf{z}_t$, where $X_t \in \mathbb{R}^{L \times P}$ and $\mathbf{z}_t \in \mathbb{R}^P$ are independent and the entries of X_t and \mathbf{z}_t are i.i.d. $\mathcal{N}(0, \sigma_x^2)$ and $\mathcal{N}(0, \sigma_z^2)$, respectively. Let $\mathbf{w}_{t+P} = \mathbf{w}_t + X_t(\frac{1}{c_t}I_P + X_t^T X_t)^{-1}(\mathbf{y}_t - X_t^T \mathbf{w}_t)$, where $\mathbf{w}_t \in \mathbb{R}^L$ is a fixed vector and parameter c_t is defined as (9). Let L be

large enough that $\sqrt{L} - \sqrt{\log L} > \sqrt{P}$. Then,

$$\mathbb{E}[a_{t+P}] \leq (1 - (1 - \gamma_L) \frac{P}{L} \frac{a_t}{1 + a_t}) a_t$$

where $\gamma_L = O(\sqrt{\frac{\log L}{L}})$ is an absolute constant depending only on P and L .

The proof of Theorem 1 is provided in Section VI, where we show that

$$\gamma_L = 1 - (1 - \sqrt{\frac{P}{L}} - \sqrt{\frac{\log L}{L}})^2 (1 - \frac{2}{\sqrt{L}}).$$

Theorem 1 shows that after every update the expected misalignment at time $t + P$ (namely $\mathbb{E}[a_{t+P}]$) is smaller than the actual error at time t (namely a_t) by a factor that is smaller than one but depends on a_t . To further understand the implications of Theorem 1, define function $f: \mathbb{R} \rightarrow \mathbb{R}$ as

$$f(a) = \left(1 - \eta \frac{a}{1 + a}\right) a,$$

where $\eta \in (0, 1)$ is defined as

$$\eta = (1 - \gamma_L) \frac{P}{L}.$$

Using these definitions, Theorem 1 states that

$$\mathbb{E}[a_{t+P}] \leq f(a_t), \quad (10)$$

for $t = 0, P, 2P, \dots$. Since f is a concave function, taking the expected value of both side of (10) and using Jensen's inequality, it follows that

$$\begin{aligned} \mathbb{E}[a_{t+P}] &\leq f(\mathbb{E}[a_t]) \\ &= (1 - (1 - \gamma_L) \left(\frac{P}{L}\right) \frac{\mathbb{E}[a_t]}{1 + \mathbb{E}[a_t]}) \mathbb{E}[a_t]. \end{aligned} \quad (11)$$

Thus if we repeatedly apply ML-APA, the sequence defined by $a_{t+P} = f(a_t)$ is an upper bound on the expected value of the normalized misalignment after t samples. This expected error reduces monotonically, and as we will see, asymptotically achieves the performance achieved by optimal offline algorithms.

For further insight into the effectiveness of the proposed ML-APA method, we next compare its performance, characterized in Theorem 1, with a lower bound on the performance achieved by a general class of offline algorithms that estimate \mathbf{w}^* at time s using the entire history of observations. Let $\mathbf{y}_s = X_s^T \mathbf{w}^* + \mathbf{z}_s$, where $X_s \in \mathbb{R}^{L \times s}$ and $\mathbf{z}_s \in \mathbb{R}^s$. We define $\mathbf{w}_s^{(\delta)}$, a generalized regularized least squares estimator, defined as

$$\mathbf{w}_s^{(\delta)} = \mathbf{w}_0 + \Delta \mathbf{w},$$

where \mathbf{w}_0 denotes a rough estimate of the desired parameters (\mathbf{w}^*) available from a different set of data. Moreover,

$$\Delta \mathbf{w} = \arg \min_{\mathbf{w}} [\|X_s^T \mathbf{w}_0 + X_s^T \mathbf{w} - \mathbf{y}_s\|^2 + \delta \|\mathbf{w}\|^2].$$

Solving for $\Delta \mathbf{w}$, it is straightforward to see that

$$\mathbf{w}_s^{(\delta)} = \mathbf{w}_0 + X_s(\delta I_s + X_s^T X_s)^{-1}(\mathbf{y}_s - X_s^T \mathbf{w}_0).$$

Note that setting $\delta = 0$ and assuming that $s \geq L$, $\mathbf{w}_s^{(0)} =$

$X_s(\delta I_s + X_s^T X_s)^{-1} \mathbf{y}_s$ denotes the ordinary least squares estimate of \mathbf{w}^* . In that special case, $\mathbf{w}_s^{(0)}$ is an unbiased estimate of \mathbf{w}^* , which is the minimum variance unbiased estimator under our assumption that Z_s is Gaussian. With $\delta > 0$, the estimator is no longer unbiased, but if δ is chosen correctly, the mean squared error can be somewhat lower than that of the unbiased estimate. Theorem 2 below provides a lower bound on the mean squared error achieved by $\mathbf{w}_s^{(\delta)}$ and shows that if the initial error $a_0 = \|\mathbf{w}_0 - \mathbf{w}^*\|^2 \sigma_x^2 / \sigma_z^2$ is known, the best regularization factor parameter is

$$\delta = c_0^{-1} = \frac{L \sigma_x^2}{a_0}.$$

(Note also that $\mathbf{w}^{(c_0^{-1})}$ happens to be the ML estimate of \mathbf{w}^* , under a Bayesian model with $\mathbf{w}_0 \sim \mathcal{N}(\mathbf{0}_L, \frac{a_0}{L} I_L)$.)

Theorem 2. Assume that $\mathbf{y}_s = X_s^T \mathbf{w}^* + Z_s$, where $X_s \in \mathbb{R}^{L \times s}$ and $Z_s \in \mathbb{R}^s$ are independent and the entries of X_s and Z_s are i.i.d. $\mathcal{N}(0, \sigma_x^2)$ and $\mathcal{N}(0, \sigma_z^2)$, respectively. Let $\mathbf{w}_s^{(\delta)} = \mathbf{w}_0 + X_s(\delta I_s + X_s^T X_s)^{-1}(\mathbf{y}_s - X_s^T \mathbf{w}_0)$, where $\mathbf{w}_0 \in \mathbb{R}^L$ is a fixed vector and $\delta \geq 0$. Let $a_s^{(\delta)} = \|\mathbf{w}_s^{(\delta)} - \mathbf{w}^*\|^2 \sigma_x^2 / \sigma_z^2$. Then, if $s \leq L$,

$$\mathbb{E}[a_s^{(\delta)}] \geq \mathbb{E}[a_s^{(c_0^{-1})}] \geq \left(1 - \frac{s}{L} \frac{a_0}{1 + a_0}\right) a_0,$$

and if $s \geq L$,

$$\mathbb{E}[a_s^{(\delta)}] \geq \mathbb{E}[a_s^{(c_0^{-1})}] \geq \frac{L a_0}{s a_0 + L}.$$

Theorem 2 provides a lower bound on any regularized least squares method for offline estimation of \mathbf{w}^* using s samples. (In the case of $\delta = 0$, $s < L$, the matrix inverse in the definition of $\mathbf{w}^{(\delta)s}$ should be interpreted as a pseudo-inverse.)

The bound has two phases - an initial fast convergence from a_0 to $a_0/(1 + a_0) \approx 1$, after $s = L$ samples, followed by a gradual improvement with $a_s \approx L/s$, as $s \rightarrow \infty$. Below, we examine the implications of Theorems 1 and 2 in these two regimes and show that despite being an on-line algorithm with fixed memory P , ML-APA performs nearly as well as offline methods, for memoryless inputs.

Next we compare the upper bound on ML-APA performance (the sequence a_t generated as $a_{t+P} = f(a_t)$) with the lower bound a_s on performance of offline regularized least squares.

A. Initial steps

Assume that we initialize ML-APA algorithm at $\mathbf{w}_0 = \mathbf{0}_L$, which corresponds to $a_0 = \|\mathbf{w}^*\|^2 \sigma_x^2 / \sigma_z^2$. If the filter \mathbf{w}^* is such that initial residual echo dominates the noise, we have $a_0 \gg 1$, which implies that $\frac{a_t}{1 + a_t} \approx 1$ and therefore, during initial steps, we expect ML-APA to show an almost linear convergence with $a_{t+P} \leq (1 - \frac{P}{L}) a_t$ or $a_t \leq (1 - \frac{P}{L})^{t/P} a_0 \approx e^{-(P/L)(t/P)} a_0 = e^{-t/L} a_0$, where we have assumed $P \ll L$. ML-APA thus takes approximately $L \log a_0$ samples to achieve $a_t \approx 1$, just a logarithmic factor longer than the L samples required by the offline estimation.

Note that in this analysis, for memoryless input, the convergence speed (in terms of the number of samples) does not depend on P . The motivation for studying memory order

$P > 1$ is that increasing P improves convergence rate for correlated sources, such as those observed in audio echo cancellation applications. Later we show empirically that for audio input signals the convergence rate of ML-APA improves with P .

B. Asymptotic optimality of ML-APA

Next we compare the asymptotic convergence behavior of ML-APA with our lower bound on offline regularized least squares methods.

From Theorem 2, for $s \geq L$, the normalized expected error of offline algorithms is at least $a_s = L a_0 / (s a_0 + L)$, or $a_s \approx L/s$.

For ML-APA, recall that the upper bound sequence $a_{t+P} = a_t(1 - (1 - \gamma_L)(\frac{P}{L})\frac{a_t}{1 + a_t})$ is defined for $t = kP$. Changing notation to $\tilde{a}_k := a_{kP}$, we show in Lemma 2 in Appendix A that for large enough k , $\tilde{a}_k \approx (1 - \gamma_L)^{-1} L / (Pk)$. Thus $a_t \approx (1 - \gamma_L)^{-1} L/t$, demonstrating that ML-APA achieves asymptotically the same performance as OLS, up to a factor $(1 - \gamma_L)^{-1}$ that approaches 1 for large L .

Fig. 2 shows the temporal behavior of upper and lower bounds for a_t derived for ML-APA and offline methods, respectively, for various initial error levels a_0 , and for $L = 512$ and $P = 8$. The performances of the two methods coincide for $t \ll L$ and differ only by the factor $1 - \gamma_L$, for $t \gg L$. At the transition between the two regimes ($t \approx L$), a gap between the bounds on on-line and offline methods is apparent. It is striking that the initial level of error a_0 does not affect the long-term behavior - scenarios with larger initial error are able to "catch up" to scenarios with lower initial error. In Section V, the bounds are compared with empirically evaluated performance of OA-ML-APA and OLS.

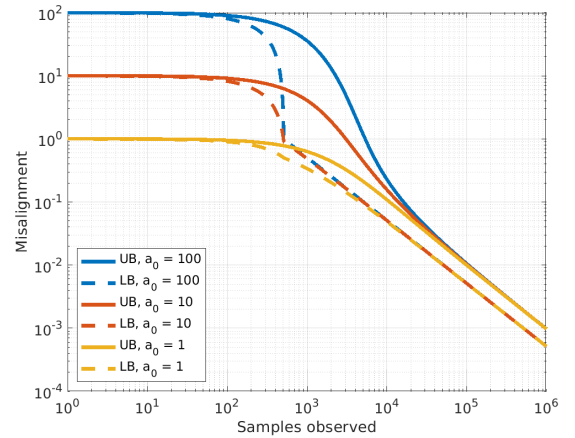


Fig. 2: Comparing bounds on misalignment of OA- ML-APA to bounds on misalignment of offline methods, for three different initial values. (Here, $L = 512$ and $P = 8$.)

IV. INCREMENTAL ML APA

In Section III, we proposed and studied ML-APA, an adaptive MLE-based echo cancellation algorithm that updates its estimate of the echo filter coefficients every P samples. Most

existing echo cancellation algorithms on the other hand, update their estimates every time sample. In this section, inspired by ML-APA, we propose an alternative solution, which updates its online ML estimate of the parameters at every time step. We refer to the new solution as the incremental maximum likelihood (IML) APA (IML-APA) algorithm. As we will show in Section V, in practice, the performance of IML-APA in general is as good as that of ML-APA.

Recall that $X_t = [\mathbf{x}_t, \dots, \mathbf{x}_{t-P+1}]$, and $\mathbf{y}_t = [y_t, \dots, y_{t-P+1}]^T$. Let

$$U_t = [\mathbf{x}_t, \dots, \mathbf{x}_{t-P+2}],$$

and $\mathbf{v}_t = [y_t, \dots, y_{t-P+2}]$. Using these definitions,

$$X_t = [\mathbf{x}_t, U_{t-1}], \quad \mathbf{y}_t = [y_t, \mathbf{v}_{t-1}^T]^T.$$

Assume that at time t , we are given \mathbf{w}_{t-P} which is an unbiased estimate of \mathbf{w}^* , such that $\mathbf{w}_{t-P} \sim \mathcal{N}(\mathbf{w}^*, m_{t-P} I_L)$. Then, we compute two possible updates: i) \mathbf{w}_1 : ML estimate of \mathbf{w}^* given \mathbf{w}_{t-P} and $P-1$ new observations $(U_{t-1}, \mathbf{v}_{t-1})$, and ii) \mathbf{w}_2 : ML estimate of \mathbf{w}^* given \mathbf{w}_{t-P} and P new observations (X_t, \mathbf{y}_t) . From (6), we have

$$\mathbf{w}_1 = (c^{-1} I_L + U_{t-1} U_{t-1}^T)^{-1} (\mathbf{w}_{t-P} + U_{t-1} \mathbf{v}_{t-1}), \quad (12)$$

and

$$\mathbf{w}_2 = (c^{-1} I_L + X_t X_t^T)^{-1} (\mathbf{w}_{t-P} + X_t \mathbf{y}_t), \quad (13)$$

where $c = \frac{m_{t-P}}{\sigma_z^2}$. But, $X_t X_t^T = U_{t-1} U_{t-1}^T + \mathbf{x}_t \mathbf{x}_t^T$ and $X_t \mathbf{y}_t = U_{t-1} \mathbf{v}_{t-1} + y_t \mathbf{x}_t$. Let $B_t = c^{-1} I_L + U_{t-1} U_{t-1}^T$. Using the Woodbury matrix identity,

$$(c^{-1} I_L + X_t X_t^T)^{-1} = B_t^{-1} - \frac{B_t^{-1} \mathbf{x}_t \mathbf{x}_t^T B_t^{-1}}{1 + \mathbf{x}_t^T B_t^{-1} \mathbf{x}_t}.$$

Therefore, \mathbf{w}_1 and \mathbf{w}_2 can be connected as

$$\begin{aligned} \mathbf{w}_2 &= \left(B_t^{-1} - \frac{B_t^{-1} \mathbf{x}_t \mathbf{x}_t^T B_t^{-1}}{1 + \mathbf{x}_t^T B_t^{-1} \mathbf{x}_t} \right) (\mathbf{w}_1 + U_{t-1} \mathbf{v}_{t-1} + y_t \mathbf{x}_t) \\ &= \left(I_L - \frac{B_t^{-1} \mathbf{x}_t \mathbf{x}_t^T}{1 + \mathbf{x}_t^T B_t^{-1} \mathbf{x}_t} \right) (\mathbf{w}_1 + y_t B_t^{-1} \mathbf{x}_t) \\ &= \mathbf{w}_1 + \frac{B_t^{-1} \mathbf{x}_t (y_t - \mathbf{x}_t^T \mathbf{w}_1)}{1 + \mathbf{x}_t^T B_t^{-1} \mathbf{x}_t}. \end{aligned} \quad (14)$$

Thus if we had access to the ML estimate of \mathbf{w}^* based on the previous $P-1$ samples (\mathbf{w}_1), given the new observation point (\mathbf{x}_t, y_t) , we can use (14) to obtain the ML estimate based on P samples (\mathbf{w}_2) incrementally, without reference to \mathbf{w}_{t-P} . This leads to our proposed IML-APA update rule. At time t , we assume that our current estimate of the filter coefficients \mathbf{w}_t is the ML estimate of \mathbf{w}^* based on the previous $P-1$ samples and \mathbf{w}_{t-P} . Then, given new data (\mathbf{x}_t, y_t) we design \mathbf{w}_{t+1} to be the ML estimate based on the past P samples and \mathbf{w}_{t-P} . That is,

$$\mathbf{w}_{t+1} = \mathbf{w}_t + \frac{B_t^{-1} \mathbf{x}_t (y_t - \mathbf{x}_t^T \mathbf{w}_t)}{1 + \mathbf{x}_t^T B_t^{-1} \mathbf{x}_t}, \quad (15)$$

Intuitively, this update rule extracts relevant information from the latest sample, assuming that the previous $P-1$ samples have already been used effectively, in a maximum likelihood

framework. Defining $\tilde{\mathbf{x}}_t = c_t^{-1} B_t^{-1} \mathbf{x}_t$, we can also write

$$\mathbf{w}_{t+1} = \mathbf{w}_t + \frac{\tilde{\mathbf{x}}_t (y_t - \mathbf{x}_t^T \mathbf{w}_t)}{c_t^{-1} + \mathbf{x}_t^T \tilde{\mathbf{x}}_t}, \quad (16)$$

In this form, the update is seen to be similar to a VR-NLMS update, but with $\tilde{\mathbf{x}}_t$ replacing \mathbf{x}_t in some places. Computation of $\tilde{\mathbf{x}}_t$ only requires a matrix inverse of size $P-1$, since again by the Woodbury matrix identity,

$$B_t^{-1} = c I_L - c U_{t-1} (c^{-1} I_{P-1} + U_{t-1}^T U_{t-1})^{-1} U_{t-1}^T.$$

IML-APA's update rule can also be written in an alternate form closer to ML-APA's. Note that

$$(c^{-1} I_L + X_t X_t^T) \frac{B_t^{-1} \mathbf{x}_t}{1 + \mathbf{x}_t^T B_t^{-1} \mathbf{x}_t} = \frac{(B_t + \mathbf{x}_t \mathbf{x}_t^T) B_t^{-1} \mathbf{x}_t}{1 + \mathbf{x}_t^T B_t^{-1} \mathbf{x}_t} = \mathbf{x}_t$$

so that (15) becomes

$$\begin{aligned} \mathbf{w}_{t+1} &= \mathbf{w}_t + (c^{-1} I_L + X_t X_t^T)^{-1} \mathbf{x}_t (y_t - \mathbf{x}_t^T \mathbf{w}_t) \\ &= \mathbf{w}_t + (c^{-1} I_L + X_t X_t^T)^{-1} X_t \begin{bmatrix} \epsilon_t \\ \mathbf{0}_{P-1} \end{bmatrix} \\ &= \mathbf{w}_t + X_t (c^{-1} I_P + X_t^T X_t)^{-1} \begin{bmatrix} \epsilon_t \\ \mathbf{0}_{P-1} \end{bmatrix} \end{aligned} \quad (17)$$

where $\epsilon_t = y_t - \mathbf{w}_t^T \mathbf{x}_t$. In this form, the IML-APA update rule is very similar to that of ML-APA, except that in IML-APA, the filter coefficient estimates are updated after every sample, instead of every P samples, and all but the first term in the error vector are zeroed out. Pseudocode for oracle-aided OA-IML-APA in this form is provided in Algorithm 2.

Algorithm 2 OA-IML-APA algorithm

Require: $(\mathbf{x}_1, \dots, \mathbf{x}_T)$, with $\mathbf{x}_t \in \mathbb{R}^L$, (y_1, \dots, y_T) , $\mathbf{w}^* \in \mathbb{R}^L$, P , L and σ_z

Ensure: \mathbf{w}

Initialize $\mathbf{w} \leftarrow \mathbf{0}_L$

for $t \leftarrow 1$ to T **do**

$X \leftarrow [\mathbf{x}_t, \dots, \mathbf{x}_{t-P+1}]$

$\mathbf{y} \leftarrow [y_t, \dots, y_{t-P+1}]^T$

$c \leftarrow \|\mathbf{w} - \mathbf{w}^*\|^2 / (L \sigma_z^2)$

$e \leftarrow y_t - \mathbf{x}_t^T \mathbf{w}$

$\mathbf{e} \leftarrow \begin{bmatrix} e \\ \mathbf{0}_{P-1} \end{bmatrix}$

$\mathbf{w} \leftarrow \mathbf{w} + X (\frac{1}{c} I_P + X^T X)^{-1} \mathbf{e}$

end for

V. SIMULATION RESULTS

Our goal in this section is to compare the ML-APA and IML-APA methods with each other, with existing adaptive filtering methods, and with the analytical results of this paper in a simulated acoustic echo cancellation setting. The first simulation uses a white noise input signal to be able to compare with analytical results, while the subsequent simulations are based on correlated auto-regressive processes or on recorded audio signals as input. We also introduce and evaluate practical versions of IML-APA and ML-APA, in

which the misalignment $\|\mathbf{w}_t - \mathbf{w}^*\|^2$ is estimated by a delay-and-extrapolate technique rather than provided by an oracle.

For the simulations with recorded audio input signals, we have used the publicly available audio dataset Librispeech, described in [19]. For every simulation result, we performed 10 trials using randomly selected audio segments from this dataset, and reported the average performance. The signals are sampled at $f_s = 16$ kHz. In most simulation results the echo channel response is of length $L = 512$ corresponding to 32 (ms). In the misalignment plots, we plot the normalized misalignment in dB, $10\log_{10}(a_t)$.

In deriving our theoretical results, we assumed that the input vectors \mathbf{x}_t are independent from each other, and also that the elements within a given vector are uncorrelated. For AEC, (and related applications), neither of these assumptions typically hold, as consecutive vectors have considerable overlap, and also consecutive time samples are strongly correlated. (Recall that $\mathbf{x}_{t+1} = [x_{t+1}, x_t, \dots, x_{t-L+2}]$ and $\mathbf{x}_t = [x_t, \dots, x_{t-L+1}]$.) However, in our simulation results, we show that the ML-APA and IML-APA methods achieves state-of-the-art performance, even in AEC scenarios where the input vectors are not independent and have overlap.

A. Performance under i.i.d. input

To illustrate directly the consequences of Theorems 1 and 2, we first simulated an echo cancellation scenario in which the far-end signal is an iid Gaussian sequence.

We simulated a linear time invariant system (1) where the input sequences x_t and z_t are i.i.d. Gaussian with variances 1 and 0.01, respectively, and where the fixed channel vector \mathbf{w}^* of length $L = 512$ is generated with i.i.d. Gaussian coefficients and normalized to $\|\mathbf{w}^*\| = 1$, and our estimate of the filter coefficients is initialized to $\mathbf{w}_0 = \mathbf{0}_L$. With these parameters, the initial normalized misalignment is $a_0 = 100$. From this initialization, we ran the OA-ML-APA algorithm for 160,000 samples, once with projection order $P = 1$ and once with $P = 8$, recording the normalized misalignment a_s at each time sample. We also computed the offline least squares solution with fixed optimized regularization c_0^{-1} , performing the calculation only at logarithmically-space time intervals to reduce complexity. The evolution of a_s over time in these three scenarios is plotted, together with the upper and lower bounds from Theorems 1 and 2, in Figure 3, assuming a sampling rate of 8 kHz. As predicted by the theory, the performance of the three filtering methods lie between the bounds. Interestingly, in this i.i.d. example, the performance of OA-ML-APA does not depend materially on P , and OA-ML-APA coincides with OLS and with the OLS lower bound after about two seconds (16,000 samples).

B. Impact of input correlation

In audio applications, input signals are typically strongly correlated, in which case our theoretical bounds no longer apply. To study the effects of a correlated input in the simplest setting, we replaced the i.i.d. input $z(t)$ of Section V-A with an autoregressive process $\tilde{z}(t) = \rho\tilde{z}(t-1) + \sqrt{1 - \rho^2}z(t)$. For each curve, we performed 10 independent trials and averaged

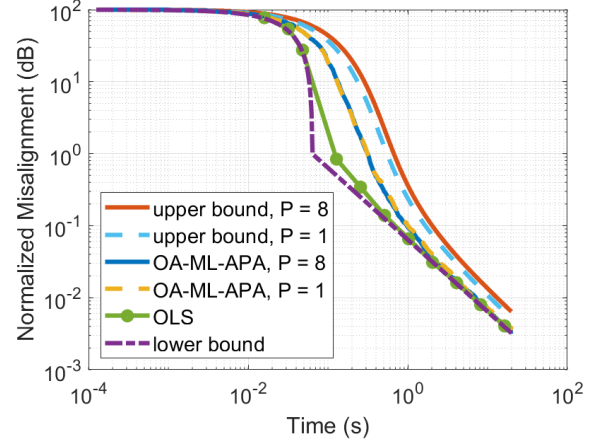


Fig. 3: Comparing performance of OA-ML-APA and OLS with theoretical bounds, for $L = 512$ and two values of P

the misalignment results. The theoretical bounds don't apply in this case. Figure 4 shows that both OLS and OA-ML-APA converge more slowly in the presence of correlated input, but that the long-term performance using OA-ML-APA again catches up with OLS. At intermediate time scales, increasing the projection order P improves the convergence rate of OA-ML-APA, bringing it closer to the offline performance.

In Figure 5, we repeat the experiment using Librispeech audio samples as input. Audio traces have strong correlation and a much more complex statistical structure. In this case, there is an apparent gap between the asymptotic rate of convergence of OLS and that of the online methods. It is still the case that OA-ML-APA brings down the misalignment quickly, and that the intermediate-term performance is improved by using larger values of P .

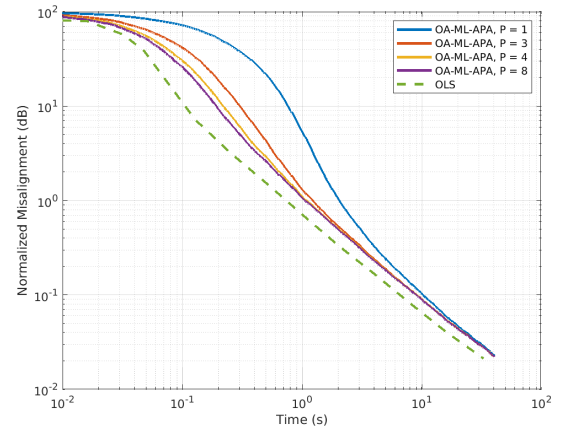


Fig. 4: Comparing performance of OA-ML-APA and OLS when the input is an autoregressive process, for $L = 512$ and for $P = 1, 2, 4, 8$

C. Block updates versus incremental updates

In this paper, we used maximum likelihood arguments to derive two different APA updates rules: ML-APA when updat-

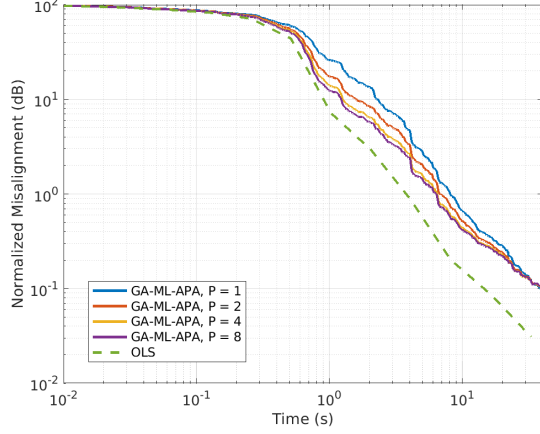


Fig. 5: Comparing performance of OA-ML-APA and OLS when the input is recorded speech samples, for $L = 512$ and for $P = 1, 2, 4, 8$

ing the filter estimate once every P samples, and IML-APA when updating the filter estimate after every received sample. Our current theoretical analysis applies only to ML-APA, but empirically we have observed that IML-APA performs very similarly. In this subsection, we compare the performance of ML-APA and IML-APA. We also compare with two other methods of adapting ML-APA to give incremental updates; the results illustrate that the maximum likelihood approach used to derive IML-APA is a useful technique.

Recall the ML-APA update formula

$$\mathbf{w}_{t+P} = \mathbf{w}_t + X_t \left(\frac{1}{c_t} I_P + X_t^T X_t \right)^{-1} (\mathbf{y}_t - X_t^T \mathbf{w}_t).$$

A naive way to adapt this formula to update incrementally would be to simply update the weights after every sample, using the errors observed over the last P samples, as is done in standard APA. However, this approach turns out to be unstable. Intuitively, the method can be stabilized by reducing the update magnitude by a factor of $1/P$, obtaining the rule

$$\mathbf{w}_{t+1} = \mathbf{w}_t + \frac{1}{P} X_t \left(\frac{1}{c_t} I_P + X_t^T X_t \right)^{-1} (\mathbf{y}_t - X_t^T \mathbf{w}_t).$$

Empirically, this stabilized approach performs similarly to ML-APA and IML-APA. However, both ML-APA and IML-APA are less complex to implement, since ML-APA only requires an update once every P samples, and IML-APA requires matrix inversion of size $P - 1$ rather than of size P .

Figures 6 and 7 compare the performance of four methods, with autoregressive and speech inputs, respectively. The OLS performance is again included for reference. The projection order is set to $P = 8$, with all other conditions as in Section V-B. As the figures show, the two ML based methods, OA-ML-APA and OA-IML-APA, perform very similarly to each other, despite OA-ML-APA being block-based and OA-IML-APA updating every sample. The incremental approach OA-IML-APA converges slightly faster than OA-ML-APA in the intermediate time scales. The figures also show that

naive method of applying the OA-ML-APA incrementally does not perform well. With the autoregressive input, the naive method performs similarly to a fixed-step size APA algorithm, in that the misalignment saturates and does not improve asymptotically. Worse, with the speech input, the filter fails to converge. After heuristically stabilizing this approach by dividing the step size by P , the stabilized method performs almost identically to OA-ML-APA, albeit while requiring P times the complexity to implement. Thus, OA-ML-APA appears to be the best choice of block update, while OA-IML-APA is the best approach to do incremental updates. The stabilized update formula is essentially the same as that of the jointly optimized APA approach defined in [17], if the misalignment estimate were provided by an oracle.

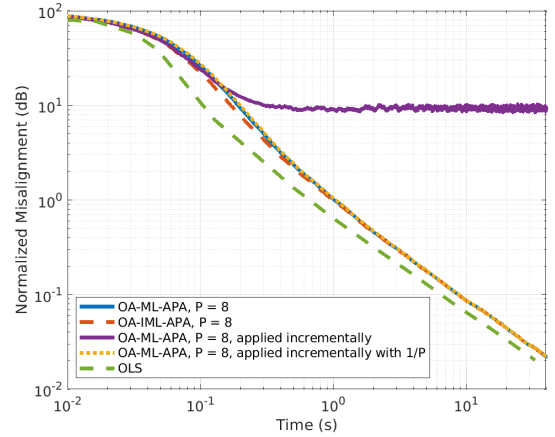


Fig. 6: Comparing performance of OA-ML-APA, OA-IML-APA, and two incremental variants of OA-ML-APA when the input is an autoregressive process, for $L = 512$ and for $P = 8$

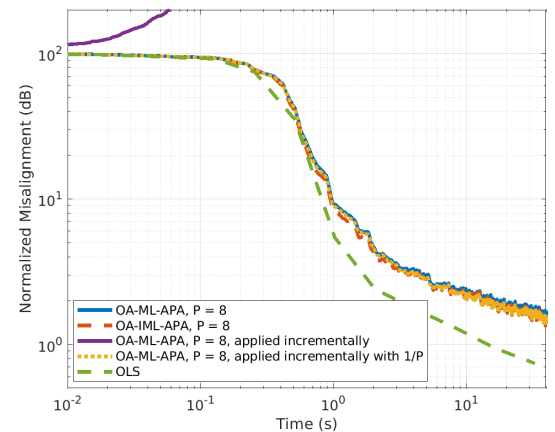


Fig. 7: Comparing performance of OA-ML-APA, OA-I and OLS when the input is recorded speech samples, for $L = 512$ and for $P = 8$

D. Estimated misalignment versus oracle methods

Up to this point, we have presented results for ML-APA and IML-APA that rely on an oracle to provide the current

filter misalignment in each update cycle, allowing a precise calculation of the misalignment to noise ratio. In practice, the misalignment is not known, and needs to be estimated from available information. In this section, we describe one such method, and show empirically its usefulness. The method we describe is effective in a basic scenarios with known noise variance σ_z^2 and correctly handles discrete channel impulse changes. Our point is not to claim that this method will work without modification in all scenarios found in real-world application, such as dynamic noise, double talk, and more complex channel dynamics. Rather, we want to demonstrate that perfect knowledge of the misalignment is not necessary for these ML-based methods to work in practice.

Our estimate of m_t is obtained by combining two estimates with complementary properties. Defining $e_t = y_t - \mathbf{w}_t^T \mathbf{x}_t = (\mathbf{w}^* - \mathbf{w}_t)^T \mathbf{x}_t + z_t$, assuming low correlation in \mathbf{x}_t and independence of \mathbf{x}_t and z_t , we have for fixed \mathbf{w}_t that $E[e_t^2] \approx E[x_t^2] \|\mathbf{w}^* - \mathbf{w}_t\|^2 + \sigma_z^2$. We can thus estimate $\hat{m}_t^{(1)} = (E[e_t^2] - \sigma_z^2) / (LE[x_t^2])$, where “local” estimates of $E[e_t^2]$ and $E[x_t^2]$ can be obtained by exponential averaging. This estimate $\hat{m}_t^{(1)}$ can be trusted when $E[e_t^2] \gg \sigma_z^2$. Thus it is most useful at initialization or after a sudden channel change, when the error dominates the noise level. This estimate fails to give good estimates of misalignment after convergence when the error is dominated by noise.

The second estimate uses the delay-and-extrapolate method [18]. Here, the input signal is artificially delayed by D samples so that by causality, the first D coefficients of \mathbf{w}^* are known to be zero. Assuming uniform error distribution over all coefficients, we estimate

$$\hat{m}_t^{(2)} = \frac{1}{D} \sum_{i=0}^{D-1} (w_{t,i} - w_i^*)^2 = \frac{1}{D} \sum_{i=0}^{D-1} w_{t,i}^2.$$

This estimate is complementary to the other estimate, in that it is accurate when \mathbf{w}_t has converged to a nearly unbiased estimate of \mathbf{w}^* , but it need not be accurate initially or after a sudden channel change.

Combining these two estimates as indicated below, we obtain delay-extrapolate ML-APA (DE-ML-APA). The method assumes that the first D coefficients of \mathbf{w}^* are equal to zero.

Fig. 8 shows an experiment using the same system parameters as for Fig. 7 except that $P = 4$, the simulation time is extended to 40 seconds, and as in [17] the channel impulse response is shifted by 12 samples after 20s to simulate a sudden change in an acoustic echo environment.

We applied the oracle-aided methods studied so far, OA-ML-APA and OA-IML-APA, as well as their non-oracle counterparts, DE-ML-APA and DE-IML-APA. We also tested the jointly-optimized APA (JO-APA) algorithm defined in [17]. In each case, we averaged the observed misalignment over 10 independent trials, and plotted the result against time. The algorithms are all qualitatively similar in quickly bringing down the misalignment initially and after the sudden channel change, and they all continue to reduce misalignment further after initial convergence. The DE-ML-APA algorithms and DE-IML-APA algorithms perform nearly identically to each other. The JO-APA algorithm has fast initial convergence, but

Algorithm 3 DE-ML-APA

Require: $(\mathbf{x}_1, \dots, \mathbf{x}_T)$, (y_1, \dots, y_T) , D , L and σ_z^2 and ϵ

Ensure: \mathbf{w}_t

```

Initialize  $\mathbf{w} \leftarrow \mathbf{0}_L$ ,  $\hat{\sigma}_x^2 \leftarrow 0$ ,  $\hat{\sigma}_e^2 \leftarrow 0$ 
for  $t \leftarrow 1$  to  $T$ , step =  $P$  do
   $X \leftarrow [\mathbf{x}_t, \dots, \mathbf{x}_{t-P+1}]$ 
   $\mathbf{y} \leftarrow [y_t, \dots, y_{t-P+1}]^T$ 
   $\mathbf{e} \leftarrow \mathbf{y} - X^T \mathbf{w}$ 
   $\hat{\sigma}_x^2 \leftarrow (1 - P/L)\hat{\sigma}_x^2 + \frac{1}{L} \sum_{i=1}^P X_{1,i}^2$ 
   $\hat{\sigma}_e^2 \leftarrow (1 - P/L)\hat{\sigma}_e^2 + \frac{1}{L} \sum_{i=1}^P e_i^2$ 
  If  $\hat{\sigma}_e^2 > 2\sigma_z^2$ ,  $\hat{m}^{(1)} \leftarrow \frac{\hat{\sigma}_e^2 - \sigma_z^2}{(\hat{\sigma}_e^2 + \epsilon)L}$ , else  $\hat{m}^{(1)} \leftarrow \epsilon$ 
   $\hat{m}^{(2)} \leftarrow \frac{1}{D} \sum_{i=0}^{D-1} w_i^2$ 
   $\hat{m} \leftarrow \max\{\hat{m}^{(1)}, \hat{m}^{(2)}\}$ 
   $c \leftarrow \hat{m} / \sigma_z^2$ 
   $\mathbf{w} \leftarrow \mathbf{w} + X(\frac{1}{c}I_P + X^T X)^{-1} \mathbf{e}$ 
end for
```

its misalignment improves much more slowly than for the other algorithms after initial convergence.

Further analysis shows that the gap in performance between JO-APA and DE-ML-APA is mainly due to DE-ML-APA having a more accurate estimate of the misalignment in this setting. In the top half of Figure 9, we show the actual evolution of misalignment under the DE-ML-APA algorithm together with the evolution of the estimated misalignment available to the algorithm at each step. Similarly, the bottom of the figure shows the actual evolution of the misalignment under the JO-APA algorithm together with the estimated misalignment available to that algorithm in each step. While the true misalignment is underestimated in both cases, the misalignment estimate obtained with DE-ML-APA is much more accurate than that of JO-APA.

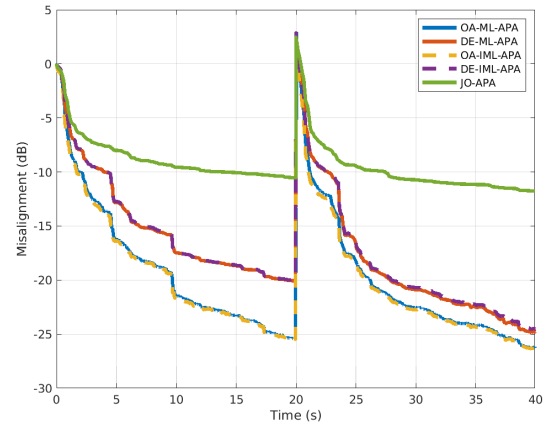


Fig. 8: Comparing performance of two oracle aided algorithms (OA-ML-APA and OA-IML-APA) with three non-oracle methods (DE-ML-APA, DE-IML-APA, and JO-APA, for speech inputs. A sudden channel change is introduced after 20 s.

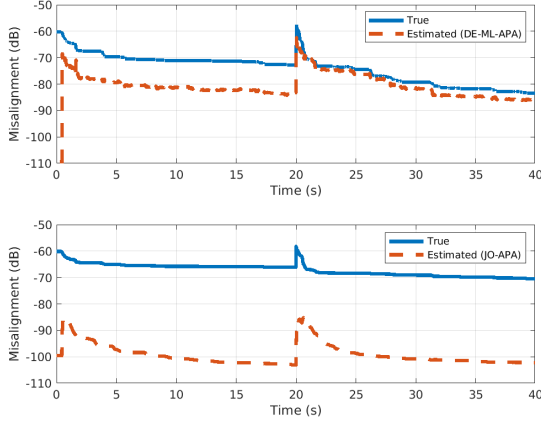


Fig. 9: For the experiments reported in Figure 8, the evolution of true misalignment and estimated misalignment with time, for (top) the DE-ML-APA algorithm and (bottom) the JO-APA algorithm

VI. PROOF OF THE MAIN RESULTS

Before presenting the proof of Theorem 1, we reproduce a lemma from [20] that we will need about the concentration of the singular values of i.i.d. random matrices.

Lemma 1. *Let the elements of an $m \times n$ matrix A , $m < n$, be drawn independently from $\mathcal{N}(0, 1)$. Then, for any $h > 0$,*

$$\begin{aligned} \mathbb{P} \left(\sqrt{n} - \sqrt{m} - \sqrt{h} \leq \sigma_{\min}(A) \right. \\ \left. \leq \sigma_{\max}(A) \leq \sqrt{n} + \sqrt{m} + \sqrt{h} \right) \geq 1 - 2e^{-\frac{h}{2}}. \end{aligned}$$

Proof of Theorem 1. Recall that $\mathbf{w}_{t+P} = \mathbf{w}_t + X_t(\frac{1}{c_t}I_P + X_t^T X_t)^{-1}(\mathbf{y}_t - X_t^T \mathbf{w}_t)$, where we define $r_t = \|\mathbf{w}_t - \mathbf{w}^*\|^2$ and $c_t = \frac{r_t}{L\sigma_z^2}$. Since $\mathbf{y}_t = X_t^T \mathbf{w}^* + \mathbf{z}_t$, it follows that

$$\mathbf{w}_{t+P} - \mathbf{w}^* = A_t(\mathbf{w}_t - \mathbf{w}^*) + X_t(\frac{1}{c_t}I_P + X_t^T X_t)^{-1}\mathbf{z}_t,$$

where

$$A_t = I_L - X_t(\frac{1}{c_t}I_P + X_t^T X_t)^{-1}X_t^T. \quad (18)$$

Since, \mathbf{z}_t is zero-mean and independent of X_t , we have

$$\begin{aligned} \mathbb{E}[\|\mathbf{w}_{t+P} - \mathbf{w}^*\|^2] &= \mathbb{E}[\|A_t(\mathbf{w}_t - \mathbf{w}^*)\|^2] \\ &\quad + \mathbb{E}[\|X_t(\frac{1}{c_t}I_P + X_t^T X_t)^{-1}\mathbf{z}_t\|^2]. \end{aligned} \quad (19)$$

For $t = 1, 2, \dots$, define the (misalignment) error vector \mathbf{e}_t as

$$\mathbf{e}_t = \mathbf{w}_t - \mathbf{w}^*.$$

Also, recall that earlier, we defined r_t as $r_t = \|\mathbf{e}_t\|^2$. Then, given the independence of X_t and \mathbf{z}_t , from (19) it follows that

$$\begin{aligned} \mathbb{E}[\|\mathbf{e}_{t+P}\|^2] &= \mathbb{E}[\mathbf{e}_t^T A_t^2 \mathbf{e}_t] \\ &\quad + \sigma_z^2 \mathbb{E}[\text{tr}(X_t(\frac{1}{c_t}I_P + X_t^T X_t)^{-2}X_t^T)]. \end{aligned} \quad (20)$$

The random matrix X_t is rotationally invariant, i.e. $\tilde{X} =$

UX_t has the same distribution as X_t for any fixed orthonormal $U \in \mathbb{R}^{L \times L}$. Therefore, it is easy to see that the distribution of A_t^2 is invariant to the transformation $UA_t^2U^T$, and thus $\mathbb{E}[\mathbf{e}_t^T A_t^2 \mathbf{e}_t]$ depends on \mathbf{e}_t only through its norm $\sqrt{r_t}$. Denoting by $\tilde{\mathbf{e}}_m$ the m -th column of $\sqrt{r_t}I$, for each m , we have

$$\mathbb{E}[\mathbf{e}_t^T A_t^2 \mathbf{e}_t] = \mathbb{E}[\tilde{\mathbf{e}}_m^T A_t^2 \tilde{\mathbf{e}}_m] = r_t \mathbb{E}[(A_t^2)_{mm}].$$

Summing over m , it follows that $\mathbb{E}[\mathbf{e}_t^T A_t^2 \mathbf{e}_t] = \frac{r_t}{L} \mathbb{E}[\text{tr}(A_t^2)]$.

It is convenient to define the normalized misalignment $a_t = r_t \sigma_x^2 / \sigma_z^2$. In an echo cancellation setting, this is also known as the normalized misadjustment: the ratio of additional output power due to imperfect filter coefficients, divided by the output power obtained with perfect coefficients. In these terms, we have

$$\mathbb{E}[a_{t+P}] = \frac{a_t}{L} \mathbb{E}[\text{tr}(A_t^2)] + \sigma_x^2 \mathbb{E}[\text{tr}(X_t(\frac{1}{c_t}I_P + X_t^T X_t)^{-2}X_t^T)]. \quad (21)$$

Consider the singular value decomposition (SVD) of X_t defined as $X_t = USV^T$, where $U \in \mathbb{R}^{L \times P}$, $S \in \mathbb{R}^{P \times P}$ and $V \in \mathbb{R}^{P \times P}$. Denoting the P singular values as S_1, \dots, S_P , we can compute the eigenvalues of the matrices in (21). The matrix A_t has $L - P$ eigenvalues equal to 1, and the remaining P eigenvalues equal to $1 - \frac{S_i^2}{c_t^{-1} + S_i^2} = \frac{1}{1 + c_t S_i^2}$, while the matrix $X_t(\frac{1}{c_t}I_P + X_t^T X_t)^{-2}X_t^T$ has $L - P$ eigenvalues equal to zero and the remaining P eigenvalues equal to $\frac{c_t^2 S_i^2}{(1 + c_t S_i^2)^2}$. Thus

$$\begin{aligned} \mathbb{E}[a_{t+P}] &= \frac{a_t}{L} \left(L - P + \sum_{i=1}^P \mathbb{E} \left[\frac{1}{(1 + c_t S_i^2)^2} \right] \right) \\ &\quad + \sigma_x^2 \sum_{i=1}^P \mathbb{E} \left[\frac{c_t^2 S_i^2}{(1 + c_t S_i^2)^2} \right] \\ &= a_t \left(1 - \frac{P}{L} \right) + \frac{a_t}{L} \sum_{i=1}^P \mathbb{E} \left[\frac{1}{(1 + a_t \tilde{S}_i^2)^2} + \frac{a_t \tilde{S}_i^2}{(1 + a_t \tilde{S}_i^2)^2} \right] \\ &= a_t \left(1 - \frac{P}{L} + \frac{1}{L} \sum_{i=1}^P \mathbb{E} \left[\frac{1}{1 + a_t \tilde{S}_i^2} \right] \right) \\ &= a_t \left(1 - \frac{1}{L} \sum_{i=1}^P \mathbb{E} \left[\frac{a_t \tilde{S}_i^2}{1 + a_t \tilde{S}_i^2} \right] \right), \end{aligned}$$

where we have defined normalized singular values $\tilde{S}_i = S_i / \sqrt{L\sigma_x^2}$, and used $c_t = r_t / (L\sigma_z^2) = a_t / (L\sigma_x^2)$.

To complete the proof, we will show that

$$\mathbb{E} \left[\frac{a_t \tilde{S}_j^2}{1 + a_t \tilde{S}_i^2} \right] \geq (1 - \gamma_L) \frac{a_t}{1 + a_t}$$

for a constant γ_L that goes to zero, as $L \rightarrow \infty$.

This can be established because the normalized singular values concentrate around unity for large L . For convenience, define

$$\psi(S, a) = \frac{aS^2}{1 + aS^2}.$$

Since for any $a_t > 0$, $\psi(S, a_t)$ is non-negative and increasing

in $S > 0$, for any $\tau \geq 0$, we have

$$\mathbb{E}[\psi(\tilde{S}_i, a_t)] = \mathbb{E}[\psi(\tilde{S}_i, a_t) | S_i < \tau] P[\tilde{S}_i < \tau] \quad (22)$$

$$+ \mathbb{E}[\psi(\tilde{S}_i, a_t) | \tilde{S}_i \geq \tau] P[\tilde{S}_i \geq \tau] \quad (23)$$

$$\geq \psi(\tau, a_t) P[\tilde{S}_i \geq \tau]. \quad (24)$$

Moreover, if $\tau \leq 1$, $\psi(\tau, a_t) \geq \psi(1, a_t)\tau^2$, so for any $\tau \in (0, 1)$, we have

$$\mathbb{E}[\psi(\tilde{S}_i, a_t)] \geq \psi(1, a_t)\tau^2 P[\tilde{S}_i \geq \tau].$$

On the other hand, from Lemma 1, we know that

$$P\left[\tilde{S}_i \geq 1 - \sqrt{\frac{P}{L}} - \sqrt{\frac{h}{L}}\right] \geq 1 - 2e^{-h/2}$$

for any $0 \leq h \leq \sqrt{L} - \sqrt{P}$. Thus taking $\tau = \left(1 - \sqrt{\frac{P}{L}} - \sqrt{\frac{h}{L}}\right)$, we have

$$\mathbb{E}[\psi(\tilde{S}_i, a_t)] \geq \psi(1, a_t) \left(1 - \sqrt{\frac{P}{L}} - \sqrt{\frac{h}{L}}\right)^2 (1 - 2e^{-h/2})$$

Choosing $h = \log L$, assuming $\log L \leq \sqrt{L} - \sqrt{P}$, we obtain the desired bound with

$$\gamma_L = 1 - \left(1 - \sqrt{\frac{P}{L}} - \sqrt{\frac{\log L}{L}}\right)^2 \left(1 - \frac{2}{\sqrt{L}}\right).$$

For large L ,

$$\gamma_L \approx 2 \frac{\sqrt{P} + 1 + \sqrt{\log L}}{\sqrt{L}}$$

establishing that $\gamma_L = O(\sqrt{\log L / L})$. \square

Proof of Theorem 2. The arguments in the proof of Theorem 1 up to equation (21) apply here too, except that we need to substitute a generic regularization parameter δ and consider that X_s now includes the past s samples instead of the past P samples. Also, in the case that $\delta = 0$ matrix inverses are replaced by pseudo-inverses. Instead of (21), we have

$$\mathbb{E}[a_s^{(\delta)}] = \frac{a_0}{L} \mathbb{E}[\text{tr}(A_t^2)] + \sigma_x^2 \mathbb{E}[\text{tr}(X_t(\delta I_s + X_t^T X_t)^{-2} X_t^T)], \quad (25)$$

where A_t is defined in (18). When $s \leq L$, A_t has $L - s$ eigenvalues equal to 1, and s eigenvalues equal to $\frac{\delta}{\delta + S_i^2}$, while the matrix $X_t(\delta I_s + X_t^T X_t)^{-2} X_t^T$ has $L - s$ eigenvalues equal to zero and the remaining s eigenvalues equal to $\frac{S_i^2}{(\delta + S_i^2)^2}$. Thus

$$\begin{aligned} \mathbb{E}[a_s^{(\delta)}] &= \frac{a_0}{L} \left(L - s + \sum_{i=1}^s \mathbb{E} \left[\frac{\delta^2}{(\delta + S_i^2)^2} \right] \right) \\ &\quad + \sigma_x^2 \sum_{i=1}^s \mathbb{E} \left[\frac{S_i^2}{(\delta + S_i^2)^2} \right] \\ &= a_0 \left(1 - \frac{s}{L} \right) + \sigma_x^2 \sum_{i=1}^s \mathbb{E} \left[\frac{c_0 \delta^2 + S_i^2}{(\delta + S_i^2)^2} \right], \end{aligned}$$

where, as before, we have defined $c_0 = a_0/(L\sigma_x^2)$. By examining the first derivative, it may be easily verified that for $S^2 > 0$ and $c > 0$, the function $(c\delta^2 + S^2)/(\delta + S^2)^2$ has a

unique minimum on $\delta \geq 0$, achieved at $\delta = 1/c$, and equal to $1/(c^{-1} + S^2)$. If $S^2 = 0$, the function is constant and equal to c ; so the same bound holds in that case. Since $\delta = c_0^{-1}$ is the minimizer regardless of the value of the singular value S_i , we have $\mathbb{E}[a_s^{(\delta)}] \geq \mathbb{E}[a_s^{(c_0^{-1})}]$. Further,

$$\begin{aligned} \mathbb{E}[a_s^{(c_0^{-1})}] &\geq a_0 \left(1 - \frac{s}{L} \right) + \sigma_x^2 \sum_{i=1}^s \mathbb{E} \left[\frac{1}{c_0^{-1} + S_i^2} \right] \\ &\geq a_0 \left(1 - \frac{s}{L} \right) + \sigma_x^2 s \mathbb{E} \left[\frac{1}{c_0^{-1} + S_I^2} \right] \\ &\geq a_0 \left(1 - \frac{s}{L} \right) + \sigma_x^2 s \frac{1}{c_0^{-1} + L\sigma_x^2} \quad (26) \\ &\geq a_0 \left(1 - \frac{s}{L} \right) + \frac{s}{L} \frac{a_0}{a_0 + 1} \\ &\geq a_0 \left(1 - \frac{s}{L} \frac{a_0}{1 + a_0} \right). \quad (27) \end{aligned}$$

Here, S_I denotes a singular value chosen uniformly at random from among the s singular values, with $\mathbb{E}[S_I^2] = L\sigma_x^2$, and (26) is obtained by the Jensen's inequality.

For the case $s \geq L$, A_s has L eigenvalues equal to $\frac{\delta}{\delta + S_i^2}$ and $X_t(\delta I_s + X_t^T X_t)^{-2} X_t^T$ has $s - L$ eigenvalues equal to zero and the remaining L eigenvalues equal to $\frac{S_i^2}{(\delta + S_i^2)^2}$. Thus

$$\begin{aligned} \mathbb{E}[a_s^{(\delta)}] &= \frac{a_0}{L} \sum_{i=1}^L \mathbb{E} \left[\frac{\delta^2}{(\delta + S_i^2)^2} \right] \\ &\quad + \sigma_x^2 \sum_{i=1}^L \mathbb{E} \left[\frac{S_i^2}{(\delta + S_i^2)^2} \right] \\ &= \sigma_x^2 \sum_{i=1}^L \mathbb{E} \left[\frac{c_0 \delta^2 + S_i^2}{(\delta + S_i^2)^2} \right]. \end{aligned}$$

Minimizing each term over δ as before, we obtain

$$\begin{aligned} \mathbb{E}[a_s^{(c_0^{-1})}] &\geq \sigma_x^2 \sum_{i=1}^L \mathbb{E} \left[\frac{1}{c_0^{-1} + S_i^2} \right] \\ &\geq L\sigma_x^2 \mathbb{E} \left[\frac{1}{c_0^{-1} + S_I^2} \right] \\ &\geq L\sigma_x^2 \frac{1}{c_0^{-1} + s\sigma_x^2} \quad (28) \\ &\geq \frac{La_0}{L + sa_0}, \end{aligned}$$

where we again use the Jensen's inequality, and in this case have $\mathbb{E}[S_I^2] = s\sigma_x^2$. \square

VII. CONCLUSIONS

We have introduced a maximum-likelihood based parameter control scheme for APA (ML-APA), and proved that when an oracle provides the misalignment to noise ratio (MNR), and the input is i.i.d., the algorithm is near-optimal at any finite time and asymptotically achieves the same performance as offline least squares. Empirically, we show that the oracle-driven scheme also performs close to offline least squares for realistic speech inputs. We show that the algorithm also

works well when an estimate of the MNR is substituted for the oracle. In a scenario with speech input and a dynamic impulse response, the estimate-driven algorithm performs nearly as well as the oracle-based version, achieving fast convergence and continuous steady state improvement.

The combination of analysis and simulation show that ML-APA and its incremental counterpart IML-APA provide an excellent framework for high-performance adaptive filtering. To use ML-APA in practice, robust methods for estimating MNR are needed; this is an area of current study for us. Extending the analysis to correlated and non-stationary sources is also an area of study that may yield further insights.

APPENDIX A MEAN BEHAVIOR OF ML-APAL

Lemma 2. Consider the sequence $a_{t+1} = f(a_t)$ with initial condition $a_1 > 0$ and

$$f(a) = \left(1 - b \frac{a}{1+a}\right) a$$

for some $0 < b < 1$. Then for any $\alpha > 0$, there exists T such that

$$(1 - \alpha)(bt)^{-1} \leq a_t \leq (1 + \alpha)(bt)^{-1}$$

for $t \geq T$.

Proof. For any $a > 0$, we have $0 < f(a) < a$, so a_t is a decreasing sequence with limit point $f(0) = 0$. We will show that for any initial condition, eventually $a_t \sim (bt)^{-1}$.

The function can be expressed $f(a) = (1 - b)a + b \frac{a}{1+a}$, hence $f'(a) = 1 - b + \frac{b}{(1+a)^2}$ and we see that f is monotonically increasing for $a \geq 0$.

Lower bound. We will show that the sequence $\gamma_t := a_t^{-1} - bt$ is decreasing. Then for the lower bound, given $\alpha > 0$, we set $T \geq \gamma_1(1 - \alpha)/(\alpha b)$. For $t \geq T$, we have

$$bta_t = \frac{bt}{bt + \gamma_t} \geq \frac{bt}{bt + \gamma_1} \geq \frac{bT}{bT + \gamma_1} \geq 1 - \alpha.$$

To show that γ_t is decreasing, we use $f(a) = (1 - b)a + ba/(1 + a)$, such that

$$\begin{aligned} a_{t+1} &= f\left(\frac{1}{bt + \gamma_t}\right) \\ &= \frac{1 - b}{bt + \gamma_t} + \frac{b}{bt + \gamma_t + 1} \\ &= \frac{bt + \gamma_t + (1 - b)}{(bt + \gamma_t)(bt + \gamma_t + 1)} \end{aligned}$$

Further algebraic manipulation then shows that

$$\gamma_{t+1} = a_{t+1}^{-1} - b(t + 1) = \gamma_t - \frac{b(1 - b)}{bt + \gamma_t + (1 - b)} < \gamma_t.$$

Upper bound. Given a_t , we define the related sequence $\alpha_t = bta_t - 1$, so that $a_t = (1 + \alpha_t)(bt)^{-1}$. For the upper bound, for any initial condition a_1 we construct a sequence β_t with $\beta_t \geq \alpha_t$ and with β_t converging to zero.

First we establish a bound on α_{t+1} given a bound $a_t \leq (1 + \beta_t)(bt)^{-1}$. We have

$$\begin{aligned} \alpha_{t+1} &= b(t + 1)a_{t+1} - 1 = b(t + 1)f(a_t) - 1 \\ &\leq b(t + 1)f((1 + \beta_t)(bt)^{-1}) - 1 \\ &\leq (1 + \beta_t) \left[1 - b \frac{1 + \beta_t}{bt + 1 + \beta_t} \right] \frac{t + 1}{t} - 1 \\ &\leq (1 + \beta_t) \left[\frac{bt + (1 - b)(1 + \beta_t)}{bt + 1 + \beta_t} \right] \frac{t + 1}{t} - 1 \\ &\leq (1 + \beta_t) \left[1 - \frac{bt\beta_t - (1 - b)(1 + \beta_t)}{t(bt + 1 + \beta_t)} \right] - 1 \\ &\leq \beta_t - \frac{(1 + \beta_t)(bt\beta_t - (1 - b)(1 + \beta_t))}{t(bt + 1 + \beta_t)} \\ &\leq \beta_t \left[1 - b \frac{1 + \beta_t}{(bt + 1 + \beta_t)} \left(1 - \frac{(1 - b)(1 + \beta_t)}{bt\beta_t} \right) \right] \end{aligned}$$

One consequence of this expression is that if we want our bound on α_{t+1} to be less than our bound $\alpha_t \leq \beta_t$, we need $(1 - b)(1 + \beta_t) < bt\beta_t$, or equivalently $\beta_t > (1 - b)(bt - (1 - b))^{-1}$. Thus, we will design β_t for $t > b^{-1}$ to meet the sufficient condition that $\beta_t \geq (bt - 1)^{-1}$.

Suppose that for some $t > b^{-1}$, $\beta_t \geq \alpha_t$ and $\beta_t \geq (bt - 1)^{-1}$. Then $\beta_t/(1 + \beta_t) \geq (bt)^{-1}$ and $(1 + \beta_t)/(bt + 1 + \beta_t) \geq (bt)^{-1}$. Our bound on α_{t+1} then becomes

$$\begin{aligned} \alpha_{t+1} &\leq \beta_t \left[1 - b \frac{1}{bt} (1 - (1 - b)) \right] \\ &\leq \beta_t \left(1 - \frac{b}{t} \right) \end{aligned} \quad (29)$$

To complete our definition of the sequence β_t , first suppose that $\alpha_t \leq 1/(bt - 1)$ for all $t > b^{-1}$. In this case, we can take $\beta_t = bt(bt - 1)^{-1} - 1 = (bt - 1)^{-1}$ for all $t > b^{-1}$. Then $\beta_t \geq \alpha_t$ and $\beta_t \rightarrow 0$ as desired.

Otherwise, let T be the first $T > b^{-1}$ with $\alpha_T > 1/(bT - 1)$. We define $\beta_T = \alpha_T$, and for $t > T$, recursively define $\beta_{t+1} = \max \left\{ \beta_t (1 - \frac{b}{t}), \frac{1}{bt - 1} \right\}$. By virtue of (29), we have $\beta_t \geq \alpha_t$ for all $t \geq T$.

To see that $\beta_t \rightarrow 0$, consider the related sequence defined by $\beta_{t+1}^* = \beta_t^* (1 - b/t)$. Taking logs, $\log(\beta_{t+1}^*) = \log(\beta_t^*) + \log(1 - b/t) \approx \log(\beta_t^*) - b/t$ for sufficiently large t . Since the sum of $1/t$ is infinite, β_t^* decreases without bound.

For any $\alpha > 0$, recursively define

$$\beta_{t+1}^{(\alpha)} = \max \left\{ \beta_t^{(\alpha)} \left(1 - \frac{b}{t} \right), \frac{1}{bt - 1}, \alpha \right\}.$$

Clearly $\beta_t^{(\alpha)} \geq \beta_t$, and $\beta_t^{(\alpha)} \rightarrow \alpha$ as $t \rightarrow \infty$. Since this is true for any $\alpha > 0$, we have $\beta_t \rightarrow 0$. \square

REFERENCES

- [1] Ville Myllylä and Gerhard Schmidt. Pseudo-optimal regularization for affine projection algorithms. In *IEEE Int. Conf. on Aco., Spe., and Sig. Proc.*, volume 2, pages II-1917. IEEE, 2002.
- [2] H.C. Shin, A. H. Sayed, and W. J. Song. Variable step-size NLMS and affine projection algorithms. *IEEE Sig. Proc. Lett.*, 11(2):132-135, 2004.
- [3] H. G. Rey, L. R. Vega, S. Tressens, and B. C. Frias. Analysis of explicit regularization in affine projection algorithms: Robustness and optimal choice. In *2004 12th Eur. Sig. Proc. Conf.*, pages 1809-1812. IEEE, 2004.

- [4] H. Rey, L. R. Vega, S. Tressens, and J. Benesty. Optimum variable explicit regularized affine projection algorithm. In *2006 IEEE Int. Conf. on Aco. Spe. and Sig. Proc. Proc.*, volume 3, pages III–III. IEEE, 2006.
- [5] H. Rey, L. R. Vega, S. Tressens, and J. Benesty. Variable explicit regularization in affine projection algorithm: Robustness issues and optimal choice. *IEEE Sig. Proc. Let.*, 55(5):2096–2109, 2007.
- [6] W. Yin and A. S. Mehr. A variable regularization method for affine projection algorithm. *IEEE Trans. on Cir. and Sys. II: Exp. Bri.*, 57(6):476–480, 2010.
- [7] J. Benesty, H. Rey, L. R. Vega, and S. Tressens. A nonparametric VSS NLMS algorithm. *IEEE Sig. Proc. Let.*, 13(10):581–584, 2006.
- [8] C. Paleologu, S. Ciochina, and J. Benesty. Variable step-size NLMS algorithm for under-modeling acoustic echo cancellation. *IEEE Sig. Proc. Let.*, 15:5–8, 2008.
- [9] H. C. Huang and J. Lee. A new variable step-size NLMS algorithm and its performance analysis. *IEEE Sig. Proc. Let.*, 60(4):2055–2060, 2011.
- [10] C. Paleologu, S. Ciochină, J. Benesty, and S. L. Grant. An overview on optimized nlms algorithms for acoustic echo cancellation. *EURASIP J. on Adv. in Sig. Proc.*, 2015(1):1–19, 2015.
- [11] S. Ciochină, C. Paleologu, and J. Benesty. An optimized NLMS algorithm for system identification. *Sig. Proc.*, 118:115–121, 2016.
- [12] S. E. Kim, S. J. Kong, and W. J. Song. An affine projection algorithm with evolving order. *IEEE Sin. Proc. Let.*, 16(11):937–940, 2009.
- [13] A. Gonzalez, M. Ferrer, M. de Diego, and G. Piñero. An affine projection algorithm with variable step size and projection order. *Dig. Sig. Proc.*, 22(4):586–592, 2012.
- [14] F. Albu, C. Paleologu, and J. Benesty. A variable step size evolutionary affine projection algorithm. In *IEEE Int. Conf. on Aco., Spe. and Sig. Proc. (ICASSP)*, pages 429–432. IEEE, 2011.
- [15] C. H. Lee and P. G. Park. Optimal step-size affine projection algorithm. *IEEE Trans. Image Proc.*, 19(7):431–434, 2012.
- [16] C. H. Lee and P. G. Park. Scheduled-step-size affine projection algorithm. *IEEE Trans. on Cir. and Sys. I: Reg. Pap.*, 59(9):2034–2043, 2012.
- [17] S. Ciochină, C. Paleologu, J. Benesty, and C. Anghel. An optimized affine projection algorithm for acoustic echo cancellation. In *2015 Int. Conf. on Spe. Tech. and Hum.-Comp. Dia. (SpeD)*, pages 1–6. IEEE, 2015.
- [18] E. Hänsler and G. Schmidt. *Acoustic echo and noise control: a practical approach*, volume 40. John Wiley & Sons, 2005.
- [19] Vassil Panayotov, Guoguo Chen, Daniel Povey, and Sanjeev Khudanpur. Librispeech: an asr corpus based on public domain audio books. In *IEEE Int. Conf. on Aco., Spe. and Sig. Proc.s (ICASSP)*, pages 5206–5210. IEEE, 2015.
- [20] M. Rudelson and R. Vershynin. Non-asymptotic theory of random matrices: extreme singular values. In *Proc. of the Int. Cong. of Math. 2010 (ICM 2010) (In 4 Volumes) Vol. I: Plenary Lectures and Ceremonies Vols. II–IV: Invited Lectures*, pages 1576–1602. World Scientific, 2010.