

# AID: OPEN-SOURCE ANECHOIC INTERFERER DATASET

Philipp Götz<sup>1</sup>, Cagdas Tuna<sup>2</sup>, Andreas Walther<sup>2</sup>, Emanuel A. P. Habets<sup>1</sup>

<sup>1</sup>International Audio Laboratories Erlangen<sup>†</sup>, Germany.

<sup>2</sup>Fraunhofer Institute for Integrated Circuits IIS, Erlangen, Germany.

## ABSTRACT

A dataset of anechoic recordings of various sound sources encountered in domestic environments is presented. The dataset is intended to be a resource of non-stationary, environmental noise signals that, when convolved with acoustic impulse responses, can be used to simulate complex acoustic scenes. Additionally, a Python library is provided to generate random mixtures of the recordings in the dataset, which can be used as non-stationary interference signals.

*Index Terms*— dataset, anechoic, noise

## 1. INTRODUCTION

In light of the remarkable success that machine learning and deep learning has enjoyed across a broad range of audio related problems, the well-established and widespread practice of generating reverberant, noisy audio signals by adding interference to the convolution of anechoic source material and acoustic impulse responses (AIR) is as relevant as ever. This method of generating training and test data is crucially important in various fields of research such as speech enhancement [1], array processing [2], acoustic echo cancellation [3], source localization [4] and acoustic scene analysis [5–7], as it offers flexible control in studying the robustness of algorithms with respect to adverse conditions.

In the early days of acoustic signal processing, a proposed method was most often investigated using a signal of interest that is corrupted by additive, stationary noise – for instance, produced by the receiving sensor – at various signal-to-noise ratios (SNR). In many acoustic environments, however, the received signal is not only corrupted by stationary noise but also by non-stationary noise, which is typically introduced by a sound source located in the same acoustic environment. Such scenarios are considered in recent studies [8–10].

There are various audio datasets available that provide non-stationary noise signals. However, the vast majority of such material contains reverberation and is not suited to generate realistic, acoustic scenes from anechoic source mate-

rial and AIRs. Table 1 offers a selected overview of publicly available audio data sets that contain, apart from speech, also music and environmental noise recordings. However, to the best of the authors’ knowledge, the only available resource that includes anechoic recordings is the *RWCP Sound Scene Database* [11].

In this work, we present a new dataset of anechoic recordings of a wide range of sound sources encountered in domestic environments. Complementing the dataset, we provide a Python library to generate multi-channel, random mixtures from the anechoic recordings. Additionally, modulated noise signals with a user-defined spectral slope can be generated, where the temporal envelope is computed from the anechoic noise recordings. The generated data may be used for the realistic simulation of microphone signals in challenging acoustic environments, which requires access to anechoic source material and AIRs between each sound source and microphone.

The remainder of this paper is organized as follows. In Section 2, the measurement process and setup are outlined, Section 3 covers the actual dataset. The signal generator is discussed in detail in Section 4, Section 5 concludes this contribution.

## 2. MEASUREMENTS

The recordings of all samples in the dataset were carried out in the anechoic chamber of the Fraunhofer Institute for Digital Media Technology IDMT, Ilmenau, Germany [20]. The chamber was built in accordance with the standards DIN EN ISO 3745 and DIN EN 60268–5 using a room-in-room design resting on an elastic bearing, and has dimensions 9.4 m × 4.93 m × 6.9 m (L×W×H). The room boundary surfaces are fully lined with wedge absorbers and the room response is fully anechoic down to a frequency of 63 Hz. A metal grid platform, used as a mounting surface for various sound sources, was installed approximately in the center of the room.


Three different microphones, an *NT1* and an *NT5* condenser microphone by manufacturer *Røde*, and an *MHK 800* condenser microphone by manufacturer *Sennheiser*, were used to record the various sound sources. The *Sennheiser MKH 800* offers switchable configuration of the device, in case of the recordings described herein, the directional char-

<sup>†</sup>International Audio Laboratories Erlangen is a joint institution of the Friedrich-Alexander-University Erlangen-Nürnberg (FAU) and Fraunhofer IIS.

Corresponding author: philipp.goetz@audiolabs-erlangen.de

Name	Description	Year published	Anechoic Noise
RWCP Sound Scene Database [11]	Database of recordings of real-world sounds and measured room impulse responses	2000	✓
ACE Challenge [12]	Anechoic speech, reverberant noise, and AIRs recorded in seven rooms with five different microphone/array types	2015	✗
Google AudioSet [13]	Large dataset of human-labeled 10-second sound clips	2017	✗
ESC-50 [14]	Dataset for environmental sound classification 2000 5-second recordings	2017	✗
PYRAMIC [15]	Anechoic microphone array recordings of AIRs, speech and white noise	2018	✗
AVAD-VR [16]	Anechoic recordings of different songs played by a classical music ensemble	2019	✗
Inter-floor noise dataset SNU-B36-50E [17]	Five noise sources measured in a reverberant environment	2019	✗
Neural Audio Fingerprint Dataset [18]	Music, AIRs and background noise	2021	✗
DCASE Challenge [19]	Several datasets for the various sub-tasks that form the annual challenge	2016 – 2022	✗

**Table 1.** Selection of publicly available audio datasets containing stationary and non-stationary noise.



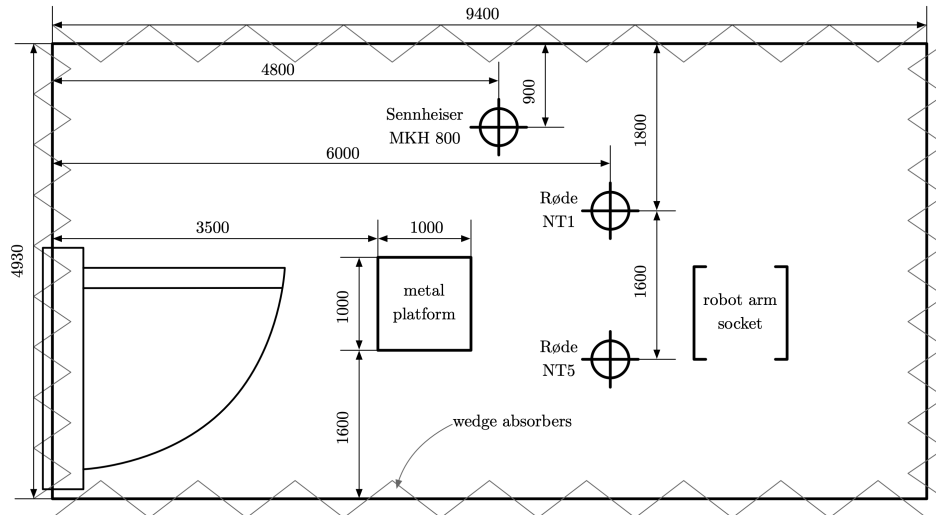
**Fig. 1.** Anechoic chamber with walking grid and metal mounting platform, the socket of the rotating arm in the back of the room was covered in black absorbing foam to attenuate reflections.

acteristic was set to *Cardioid* polar pattern, all frequency-dependent configurations, such as a low-cut at 50 Hz and a boost of frequencies of 8 kHz and above were disabled. All microphones were mounted on microphone stands that extended from the ceiling (cf. Fig. 1), effectively attenuating acoustic coupling via non-air transmission paths. The main

axes of all microphones were oriented towards the metal platform, each microphone membrane surface was oriented perpendicular to the direction of the sound sources. Figure 2 illustrates the arrangement of the metal platform and the microphones in the anechoic chamber. Using different microphones at different directions from the source, the size and diversity of the collected dataset is efficiently increased. An *RME Fireface UFX II* was used to supply the phantom power to the condenser microphones and to amplify the received signals. Given the large dynamic range of the different sound sources that were recorded, the pre-amplification gains for the three microphones were individually fixed to levels such that the loudest of sounds reached peak amplitudes of approximately  $-6$  dBFS. All signals were recorded at a sampling rate of 48 kHz and a bit-depth of 24 bits.

### 3. DATASET

The dataset consists of anechoic recordings of 44 different types of sound sources encountered in domestic environments, with the number of individual recordings per sound source varying between two and eleven. The sound sources, which are mostly household devices and utilities, include door keys, plastic bags, clothing, a drilling machine, an electric blender, glass jars and metal boxes but also a few human-made sounds, such as clapping, breathing, snapping or whistling. The recordings cover a wide range of timbres.



**Fig. 2.** Top-view illustration of the recording setup in the anechoic chamber, the three microphones were positioned at approximately equal distances around the metal platform, on which all sounds were generated. The indicated distances are given in mm.

Multiple sounds from every individual source were recorded by different ways of excitation, such as hitting and shaking, or switching on and off the electronic devices.

Table 2 lists all sound sources and the number of different sounds contained in the dataset with an informal categorization along two perceptual attributes, transient-continuous and noisy-harmonic.

As outlined in Section 2, all sounds were recorded with three different microphones, resulting in 762 individual signals with durations from 0.18s up to 43s. The individual recordings are stored in .wav file format and named according to `soundsource_index_microphone.wav`, where `soundsource` corresponds to the labels in Table 2, `index` varies from 1 to the number of individual recordings per source, indicated in Table 2, and `microphone` is either *NT1*, *NT5* or *MKH800*.

The complete dataset, including all individual recordings, can be accessed online, with the eventual location being published in the final paper. A preliminary excerpt for the reviewers can be found [here](#).

#### 4. SIGNAL GENERATOR

The following section covers the motivation and implementation details of the generation of random mixtures from anechoic recordings. Furthermore, an extension of the signal generator functionality to produce modulated noise signals is discussed. A Python implementation of the random sample and modulated noise generation is provided [here](#)<sup>1</sup>.

<sup>1</sup>On the date of submission, the repository is empty, the actual code will be added at a later date.

#### 4.1. Interference Mixture

Non-stationary interference signals used to develop and evaluate methods targeting challenging conditions are ubiquitous in many audio related fields. In many cases, the interference signal is convolved with an impulse response to simulate the sound source in a reverberant environment. However, the specific use of these signals, e.g., their representation (time vs. frequency domain), or the power ratio at which they are contrasted with the signal of interest, depends on the specific application context. To complement the presented dataset with a method to generate anechoic, non-stationary interference, the authors provide a *Python* library that can be used to randomly arrange multiple anechoic noise recordings into a single channel interference signal, which is stored in wav-file format. The number of individual recordings  $k$  concurrently playing at any point in time in an interference signal can be specified by the user, providing control over the temporal density. An example of such a composition is shown in Figure 3. In scenarios where multiple interfering sources are present, the number of single channel interference signals can be increased, with each mixture being stored in a separate wav-file channel.

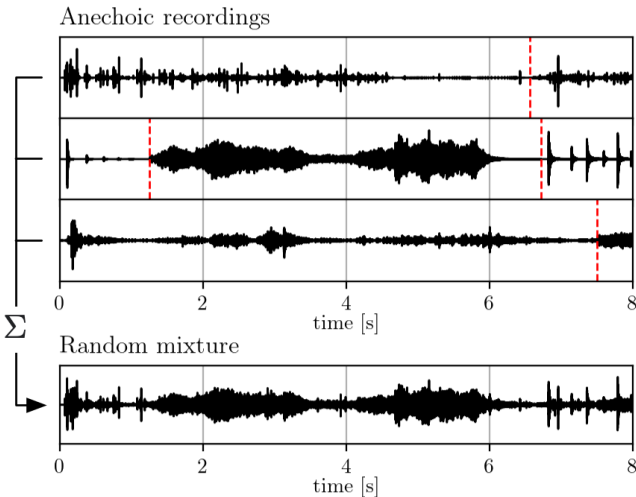
#### 4.2. Modulated Noise

In most of the anechoic recordings, the signal power is distributed non-uniformly across the spectrum, resulting in considerable variation between different generated samples. However, there are scenarios in which the transient nature but not the frequency-selective characteristics of these sounds are desirable.

To accommodate this requirement, the signal generator is

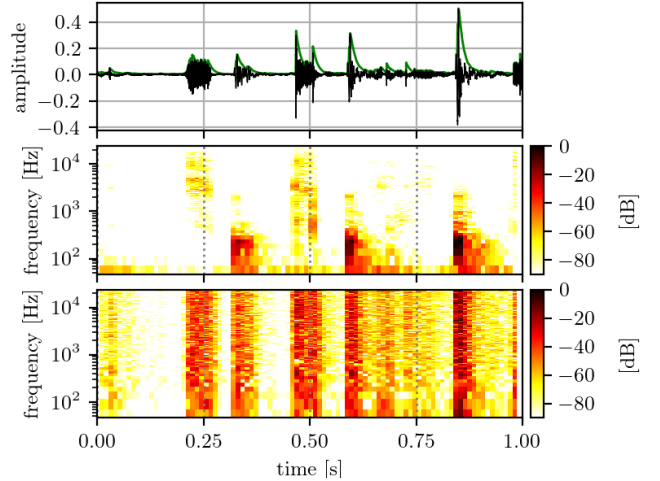
	CONTINUOUS	TRANSIENT
NOISY	breath[2]	book[11]
	cloth[9]	chest_drumming[5]
	consonant[2]	clapping[2]
	hairdryer[7]	click[1]
	paper[12]	cough[2]
	pen_case[3]	foot_steps[5]
	plastic_bag[2]	lighter[3]
	plastic_bottle[6]	lip_flabber[1]
	plastic_wrap[5]	various_tosses[10]
	roll_stool[6]	moka_pot[13]
	rubber_band[7]	scissors[4]
	vacuum_cleaner[6]	finger_snap[1]
zipper[4]	tape_measure[4]	
HARMONIC	blender[9]	cutlery[11]
	drill[10]	glass_jar[10]
	keys[2]	metal_box[3]
	whisk[10]	music_box[3]
		whistle[4]
		plastic_box[8]
		plastic_bucket[16]
		plastic_tub[4]
		plates[4]
		shoe_squeek[2]
		tin_box[16]

**Table 2.** Filenames of all sound sources with the number of individual recordings from each source in brackets.



**Fig. 3.** Arrangement of anechoic recordings that are summed into a random mixture (bottom) with  $k = 3$  sounds playing concurrently, the dashed lines indicate the endpoints of individual samples.

extended to produce transient, colored noise signals, of which the temporal magnitude envelope is obtained from the recordings in the dataset. The envelope  $e_x[n]$  of the random mixture



**Fig. 4.** Top: Randomly generated non-stationary interference signal, the envelope signal with  $\tau = 10$  ms shown in green; Center: Magnitude spectrogram of the random sample; Bottom: Magnitude spectrogram of the modulated white noise signal ( $\beta = 0$ ).

$x[n]$  is computed via auto-recursive averaging of the signal segments of decreasing magnitude. The averaging time constant  $\tau$ , specified in seconds, offers control over the temporal decay rate of the noise transients:

$$e_x[n] = \begin{cases} (1 - \alpha)e_x[n - 1] + \alpha |x[n]|, & \text{if } |x[n]| < e_x[n - 1] \\ |x[n]|, & \text{otherwise,} \end{cases} \quad (1)$$

with the averaging coefficient  $\alpha = 1 - \exp(-T/\tau)$ , where  $T$  denotes the sampling interval. The colored noise signal is generated from a white Gaussian noise process,  $w[n]$ , with a user-defined spectral magnitude slope exponent  $\beta$  that exhibits a power spectral density equal to

$$S(\omega_k) = \mathbb{E} \left\{ \omega_k^{-\beta} |W(\omega_k)|^2 \right\}, \quad (2)$$

where  $W(\omega_k)$  is the discrete Fourier transform at frequency  $\omega_k$  of the auto-correlation function of  $w[n]$ . For instance, with  $\beta$  set to zero, the resulting noise signal has a white (flat) spectrum,  $\beta$  set to one would result in a pink spectrum. Finally, the coloured signal is multiplied with the envelope,  $e_x[n]$ , to obtain the modulated noise signal.

## 5. CONCLUSIONS

A dataset is presented that consists of anechoic recordings of a wide variety of sound sources encountered in domestic environments. The collection of non-stationary signals enables researchers to faithfully simulate diverse acoustic scenes by convolution of anechoic source material and acoustic impulse responses. In addition, a Python library is provided to generate random samples of anechoic sounds intended for use as non-stationary interference signals.

## 6. REFERENCES

- [1] J. Benesty, J. Chen, and E. A. P. Habets, *Speech enhancement in the STFT domain*, Springer Science & Business Media, 2011.
- [2] B. Luijten, R. Cohen, F. J. de Bruijn, H. A. W. Schmeitz, M. Mischi, Y. C. Eldar, and R. J. G. van Sloun, “Deep learning for fast adaptive beamforming,” in *Proc. IEEE Intl. Conf. on Acoustics, Speech and Signal Processing (ICASSP)*. IEEE, 2019, pp. 1333–1337.
- [3] A. Ivry, I. Cohen, and B. Berdugo, “Nonlinear acoustic echo cancellation with deep learning,” *arXiv preprint arXiv:2106.13754*, 2021.
- [4] P.-A. Grumiaux, S. Kitić, L. Girin, and A. Guérin, “A survey of sound source localization with deep learning methods,” *arXiv preprint arXiv:2109.03465*, 2021.
- [5] J. Abeßer, “A review of deep learning based methods for acoustic scene classification,” *Applied Sciences*, vol. 10, no. 6, 2020.
- [6] H. Gamper and I. J. Tashev, “Blind reverberation time estimation using a convolutional neural network,” in *Proc. Intl. Workshop Acoust. Signal Enhancement (IWAENC)*. IEEE, 2018, pp. 136–140.
- [7] P. Götz, C. Tuna, A. Walther, and E. A. P. Habets, “Blind reverberation time estimation in dynamic acoustic conditions,” in *Proc. IEEE Intl. Conf. on Acoustics, Speech and Signal Processing (ICASSP)*, 2022, pp. 581–585.
- [8] S. Rangachari and P. C. Loizou, “A noise-estimation algorithm for highly non-stationary environments,” *Speech communication*, vol. 48, no. 2, pp. 220–231, 2006.
- [9] Z. Zhang, J. Geiger, J. Pohjalainen, A. E.-D. Mousa, W. Jin, and B. Schuller, “Deep learning for environmentally robust speech recognition: An overview of recent developments,” *ACM Transactions on Intelligent Systems and Technology (TIST)*, vol. 9, no. 5, pp. 1–28, 2018.
- [10] X. Hao, X. Su, S. Wen, Z. Wang, Y. Pan, F. Bao, and W. Chen, “Masking and inpainting: A two-stage speech enhancement approach for low snr and non-stationary noise,” in *Proc. IEEE Intl. Conf. on Acoustics, Speech and Signal Processing (ICASSP)*. IEEE, 2020, pp. 6959–6963.
- [11] Satoshi Nakamura, Kazuo Hiyane, Futoshi Asano, Takano Nishiura, and Takeshi Yamada, “Acoustical sound database in real environments for sound scene understanding and hands-free speech recognition,” in *Proceedings of the Second International Conference on Language Resources and Evaluation (LREC’00)*, Athens, Greece, May 2000, European Language Resources Association (ELRA).
- [12] Alex Outman, “The Ace Challenge 2015,” 2016.
- [13] J. F. Gemmeke, D. P. W. Ellis, D. Freedman, A. Jansen, W. Lawrence, R. C. Moore, M. Plakal, and M. Ritter, “Audio set: An ontology and human-labeled dataset for audio events,” in *Proc. IEEE Intl. Conf. on Acoustics, Speech and Signal Processing (ICASSP)*. IEEE, 2017, pp. 776–780.
- [14] Karol J. Piczak, “ESC: Dataset for Environmental Sound Classification,” in *Proceedings of the 23rd Annual ACM Conference on Multimedia*. pp. 1015–1018, ACM Press.
- [15] R. Scheibler, J. Azcarreta, R. Beuchat, and C. Ferry, “Pyramic: Full stack open microphone array architecture and dataset,” in *Proc. Intl. Workshop Acoust. Signal Enhancement (IWAENC)*. IEEE, 2018, pp. 226–230.
- [16] D. Thery and B. Katz, “Anechoic audio and 3d-video content database of small ensemble performances for virtual concerts,” in *Intl. Cong. on Acoustics (ICA)*, 2019.
- [17] H. Choi, H. Yang, S. Lee, and W. Seong, “Classification of inter-floor noise type/position via convolutional neural network-based supervised learning,” *Applied Sciences*, vol. 9, no. 18, pp. 3735, 2019.
- [18] S. Chang, “Neural audio fingerprint dataset,” 2021.
- [19] A. Mesáros, T. Heittola, and T. Virtanen, “TUT database for acoustic scene classification and sound event detection,” in *Proc. European Signal Processing Conf. (EU-SIPCO)*, Budapest, Hungary, 2016.
- [20] Fraunhofer Institute for Media Technologies IDMT Ilmenau, Germany, “White paper: Anechoic chamber,” [https://www.idmt.fraunhofer.de/de/business\\_units/acoustics/equipment.html](https://www.idmt.fraunhofer.de/de/business_units/acoustics/equipment.html), Accessed: 2022-05-05.