

Integrated Adaptive Control and Reference Governors for Constrained Systems with State-Dependent Uncertainties

Pan Zhao^{1,*}, *Member, IEEE*, Ilya Kolmanovsky², *Fellow, IEEE* Naira Hovakimyan¹, *Fellow, IEEE*

Abstract

This paper presents an adaptive reference governor (RG) framework for a linear system with matched nonlinear uncertainties that can depend on both time and states, subject to both state and input constraints. The proposed framework leverages an \mathcal{L}_1 adaptive controller (\mathcal{L}_1 AC) that estimates and compensates for the uncertainties, and provides guaranteed transient performance, in terms of uniform bounds on the error between actual states and inputs and those of a nominal (i.e., uncertainty-free) system. The uniform performance bounds provided by the \mathcal{L}_1 AC are used to tighten the pre-specified state and control constraints. A reference governor is then designed for the nominal system using the tightened constraints, and guarantees robust constraint satisfaction. Moreover, the conservatism introduced by the constraint tightening can be systematically reduced by tuning some parameters within the \mathcal{L}_1 AC. Compared with existing solutions, the proposed adaptive RG framework can potentially yield less conservative results for constraint enforcement due to the removal of uncertainty propagation along a prediction horizon, and improved tracking performance due to the inherent uncertainty compensation mechanism. Simulation results for a flight control example illustrate the efficacy of the proposed framework.

Index Terms

Constrained Control; Robust Adaptive control; Uncertain Systems; Reference Governor

I. INTRODUCTION

There has been a growing interest in developing control methods that can handle state and/or input constraints. Examples of such constraints include actuator magnitude and rate limits, bounds imposed on process variables to ensure safe and efficient system operation, and collision/obstacle avoidance requirements. There are several choices for a control practitioner when dealing with constraints. One choice is to adopt the model predictive control (MPC) framework [1], [2], in which the state and input constraints can be incorporated into the optimization problem for computing the control signals. Another route is to augment a well-designed nominal controller, that already achieves high performance for small signals, with constraint handling capability that protects the system against constraint violations in transients for large signals. The second route is attractive to practitioners who are interested in preserving an existing/legacy controller or are concerned with the computational cost, tuning complexity, stability, robustness, certification issues, and/or other requirements satisfactorily addressed by the existing controller. The reference governor (RG) is an example of the second approach. As its name suggests, RG is an *add-on* scheme for enforcing pointwise-in-time state and control constraints by modifying the reference command to a well-designed closed-loop system. The RG acts like a pre-filter that, based on the current value of the *desired reference command* $r(t)$ and of the states (measured or estimated) $x(t)$, generates a *modified reference command* $v(t)$ which avoids constraint violations. Since its advent, variants of RGs have been proposed for both linear and nonlinear systems. See the survey paper [3] and references therein. While RG has been extensively studied for systems for which exact dynamic models are available, the design of RG for uncertain systems, i.e., systems with unknown parameters, state-dependent uncertainties, unmodelled dynamics and/or external disturbances, has been less addressed.

This work is supported by AFOSR, NASA and NSF under the NRI grant #1830639, CPS grant #1932529, and AI Institute: Planning grant #2020289.

¹P. Zhao and N. Hovakimyan are with the Department of Mechanical Science and Engineering, University of Illinois at Urbana-Champaign, Urbana, IL 61801, USA. Email: {panzhao2, nhovakim}@illinois.edu. Corresponding author: P. Zhao.

²I. Kolmanovsky is with the Department of Aerospace Engineering, University of Michigan, Ann Arbor, MI 48109, USA. Email: ilya@umich.edu.

A. Related Work

Robust Approaches: As mentioned in [3], the RG can be straightforwardly modified to handle unmeasured set-bounded disturbances by taking into account all possible realizations of the disturbances when determining the *maximal output admissible set* [4]. For uncertain systems, various robust or tube MPC schemes have also been proposed [5]–[11] and summarized in [12], most of which consider parametric uncertainties and bounded disturbances with only a few exceptions (e.g., [10], [11]) that consider state-dependent uncertainties. However, robust approaches often lead to conservative results when the disturbances are large.

Adaptive and uncertainty compensation based approaches could potentially achieve less conservative results than robust approaches. Along these lines, various adaptive MPC strategies with performance guarantees have been proposed for systems with unknown parameters [13]–[15] and state-dependent uncertainties [16], [17]. In particular, [15] uses an \mathcal{L}_1 adaptive controller [18] to compensate for matched parametric uncertainties so that the uncertain plant behaves close to a nominal model, and uses robust MPC to handle the error between the combined system, consisting of the uncertain plant and the adaptive controller, and the nominal model. To the best of our knowledge, all of the existing adaptive MPC solutions, including [15] involve propagation of uncertainties along a prediction horizon. Reference [19] merged a Lyapunov function based RG with a disturbance cancelling controller based on an input observer to achieve non-conservative treatment of uncertainties. Unfortunately, a bound on the rate of change of the disturbance is needed for the design, which is often difficult to obtain when the disturbance is dependent on states. Additionally, input constraints were not considered in that work.

State-dependent uncertainties (SDUs): If a system is affected by SDUs, and the states are limited to a compact set, it is always possible to bound the SDU with a worst-case value and to apply the robust approaches (e.g., robust or tube MPC [5]–[7]) developed for bounded disturbances. However, by accounting for the state dependence, one can improve performance and reduce conservatism, as demonstrated in robust MPC solutions in [11], [20]. Adaptive MPC solutions which account for SDUs have been proposed in [16], [17]. These solutions essentially rely on computing the uncertainty or state bounds along the prediction horizon using the Lipschitz properties of SDUs, and solving a robust MPC problem, using the computed bounds.

B. Contributions

The contributions of this paper are as follows. Firstly, for constrained control under uncertainties, we develop an \mathcal{L}_1 -RG framework for linear systems with matched nonlinear uncertainties that could depend on both time and states, and with both input and state constraints. Our adaptive robust RG framework leverages an \mathcal{L}_1 adaptive controller (\mathcal{L}_1 AC) to estimate and compensate for the uncertainties, and to guarantee *uniform bounds* on the error between actual states and inputs and those of a nominal (i.e., uncertainty-free) closed-loop system. These uniform bounds characterize tubes in which actual states and control inputs are guaranteed to stay despite the uncertainties. A reference governor designed for the nominal system with constraints tightened using these uniform bounds guarantees robust constraint satisfaction in the presence of uncertainties. Additionally, we show that these *uniform bounds on state and input errors*, and thus the *conservatism induced by constraint tightening* can be *arbitrarily reduced* in theory by tuning the filter bandwidth and estimation sample time parameters of the \mathcal{L}_1 AC. Secondly, as a separate contribution to \mathcal{L}_1 adaptive control, we propose a novel scaling technique that allows deriving *separate* tight uniform bounds on *each* state and adaptive control input, as opposed to a *single* bound for all states, or adaptive control inputs in existing \mathcal{L}_1 AC solutions [18]. The ability to provide such separate tight bounds makes an \mathcal{L}_1 AC particularly attractive to be integrated with an RG for simultaneous constraint enforcement and improved trajectory tracking. Thirdly, we validate the efficacy of the proposed \mathcal{L}_1 -RG framework on a flight control example and we compare it with both baseline and robust RG solutions in simulations.

Compared to existing literature, in particular, robust/adaptive MPC, \mathcal{L}_1 -RG has the following novel aspects:

- Thanks to the uncertainty compensation and transient performance guarantees available for the \mathcal{L}_1 AC, \mathcal{L}_1 -RG, (under suitable assumptions,) does *not require uncertainty propagation* along the prediction horizon. This uncertainty propagation is generally required in all existing robust and adaptive MPC approaches, and incurs conservatism, which is avoided by \mathcal{L}_1 -RG.

- \mathcal{L}_1 -RG simultaneously improves tracking performance and enforces the constraints, while existing robust/disturbance-observer-based RG or robust/adaptive MPC solutions except a few such as [15], [19], focus on constraint satisfaction only.
- Within \mathcal{L}_1 -RG, the uniform bounds on the state and input errors (used for constraint tightening) and thus the conservatism induced by constraint tightening can be made arbitrarily small, which cannot be achieved by existing methods.
- \mathcal{L}_1 -RG is able to handle uncertainties that can nonlinearly depend on both time and states. Such a case has not been considered by previous adaptive MPC solutions that are based on uncertainty compensation. For instance, the solution in [15], which also leverages an \mathcal{L}_1 AC, only treats parametric uncertainties and state constraints.

The paper is structured as follows. Section II formally states the problem. Section III provides an overview of the proposed solution and discusses preliminaries related to RG and \mathcal{L}_1 AC design. Section IV introduces a scaling technique to derive separate and tight performance bounds for an \mathcal{L}_1 AC, while Section V presents synthesis and performance analysis of the proposed \mathcal{L}_1 -RG framework. Section VI includes validation of the proposed \mathcal{L}_1 -RG framework on a flight control problem in simulations.

Notations: Let \mathbb{R} , \mathbb{R}_+ and \mathbb{Z}_+ denote the set of real, non-negative real, and non-negative integer numbers, respectively. \mathbb{R}^n and $\mathbb{R}^{m \times n}$ denote the n -dimensional real vector space and the set of real m by n matrices, respectively. \mathbb{Z}_i and \mathbb{Z}_1^n denote the integer sets $\{i, i+1, \dots\}$ and $\{1, 2, \dots, n\}$, respectively. I_n denotes an identity matrix of size n , and 0 is a zero matrix of a compatible dimension. $\|\cdot\|$ and $\|\cdot\|_\infty$ denote the 2-norm and ∞ -norm of a vector or a matrix, respectively. The \mathcal{L}_∞ - and truncated \mathcal{L}_∞ -norm of a function $x: \mathbb{R}_+ \rightarrow \mathbb{R}^n$ are defined as $\|x\|_{\mathcal{L}_\infty} \triangleq \sup_{t \geq 0} \|x(t)\|_\infty$ and $\|x\|_{\mathcal{L}_\infty^{[0,T]}} \triangleq \sup_{0 \leq t \leq T} \|x(t)\|_\infty$, respectively. The Laplace transform of a function $x(t)$ is denoted by $x(s) \triangleq \mathcal{L}[x(t)]$. For a vector x , x_i denotes the i th element of x . Given a positive scalar ρ , $\Omega(\rho) \triangleq \{z \in \mathbb{R}^n : \|z\|_\infty \leq \rho\}$ denotes a high dimensional ball set of radius ρ and centered at the origin, while its dimension n can be deduced from the context. For a high-dimensional set \mathcal{X} , $\text{int}(\mathcal{X})$ denotes the interior of \mathcal{X} and \mathcal{X}_i denotes the projection of \mathcal{X} onto the i th coordinate. For given sets $\mathcal{X}, \mathcal{Y} \subset \mathbb{R}^n$, $\mathcal{X} \oplus \mathcal{Y} \triangleq \{x+y : x \in \mathcal{X}, y \in \mathcal{Y}\}$ is the Minkowski set sum and $\mathcal{X} \ominus \mathcal{Y} \triangleq \{z : z+y \in \mathcal{X}, \forall y \in \mathcal{Y}\}$ is the Pontryagin set difference.

II. PROBLEM STATEMENT

Consider an uncertain linear system represented by

$$\begin{cases} \dot{x}(t) = Ax(t) + B(u(t) + f(t, x(t))), \\ y(t) = Cx(t), \quad x(0) = x_0, \end{cases} \quad (1)$$

where $x(t) \in \mathbb{R}^n$, $u(t) \in \mathbb{R}^m$ and $y(t) \in \mathbb{R}^m$ are the state, input and output vectors, respectively, $x_0 \in \mathbb{R}^n$ is the initial state vector, $f(t, x(t)) \in \mathbb{R}^m$ denotes the uncertainty that can depend on both time and states, and A , B , and C are matrices of compatible dimensions. We want to design a control law for $u(t)$ such that the output vector $y(t)$ tracks a reference signal $r(t)$ while satisfying the specified state and control constraints:

$$x(t) \in \mathcal{X}, \quad u(t) \in \mathcal{U}, \quad \forall t \geq 0, \quad (2)$$

where $\mathcal{X} \subset \mathbb{R}^n$ and $\mathcal{U} \subset \mathbb{R}^m$ are pre-specified convex and compact sets with 0 in the interior. Note that (2) can also represent constraints on some of the states and/or inputs.

Suppose a baseline controller is available and achieves desired performance for the nominal (i.e., uncertainty-free) system given a small desired reference command $r(t)$ to track. To enforce state and input constraints (2) for the nominal system with larger signals, one can simply leverage the conventional RG, which will generate a modified reference command $v(t)$ based on $r(t)$. In such a case, the baseline controller can be selected as

$$u_b(t) = K_x x(t) + K_v v(t), \quad (3)$$

where K_x and K_v are feedback and feedforward gains. For both improved tracking performance and constraint enforcement in the presence of the uncertainty $f(t, x)$, we leverage an \mathcal{L}_1 AC. To this end, we adopt a compositional control law:

$$u(t) = u_b(t) + u_a(t), \quad (4)$$

where $u_a(t)$ is the vector of the adaptive control inputs designed to cancel $f(t, x)$. With (3), the uncertain system (1) can be rewritten as

$$\begin{cases} \dot{x}(t) = A_m x(t) + B_v v(t) + B(u_a(t) + f(t, x(t))), \\ y(t) = Cx(t), \quad x(0) = x_0, \end{cases} \quad (5)$$

where $A_m \triangleq A + BK_x$ is a Hurwitz matrix and $B_v \triangleq BK_v$.

The problem to be tackled can be stated as follows: *Given an uncertain system (1), a baseline controller (3) and a desired reference signal $r(t)$, design a RG (for determining $v(t)$) and the \mathcal{L}_1 AC for $u_a(t)$ such that the output signal $y(t)$ tracks $r(t)$ whenever possible, while the state and input constraints (2) are satisfied.* We make the following assumption on the uncertainty.

Assumption 1. Given a compact set \mathcal{Z} , there exist known positive constants $L_{f_j, \mathcal{Z}}$, $l_{f_j, \mathcal{Z}}$ and $b_{f_j, \mathcal{Z}}$ ($j \in \mathbb{Z}_1^m$) such that for any $x, z \in \mathcal{Z}$ and $t, \tau \geq 0$, the following inequalities hold for each $j \in \mathbb{Z}_1^m$:

$$|f_j(t, x) - f_j(\tau, z)| \leq L_{f_j, \mathcal{Z}} \|x - z\|_\infty + l_{f_j, \mathcal{Z}} |t - \tau|, \quad (6a)$$

$$|f_j(t, x)| \leq b_{f_j, \mathcal{Z}}, \quad (6b)$$

where $f_j(t, x)$ denotes the i th element of $f(t, x)$.

Remark 1. Assumption 1 indicates that in the compact set \mathcal{Z} , $f_j(t, x)$ is Lipschitz continuous with respect to x with a known Lipschitz constant $L_{f_j, \mathcal{Z}}$, has a bounded rate of variation $l_{f_j, \mathcal{Z}}$ with respect to t , and is uniformly bounded by a constant $b_{f_j, \mathcal{Z}}$.

In fact, given the local Lipschitz constant $L_{f_j, \mathcal{Z}}$ and the bounded rate of variation $l_{f_j, \mathcal{Z}}$, a uniform bound for $f_j(t, x)$ in \mathcal{Z} can always be derived if the bound on $f_j(t, x^*)$ for an arbitrary x^* in \mathcal{Z} and any $t \geq 0$ is known. For instance, assuming we know $|f_j(t, 0)| \leq b_0^i$, from (6a), we have that $|f_j(t, x) - f_j(t, 0)| \leq L_{f_j, \mathcal{Z}} \|x\|_\infty$, which immediately leads to $|f_j(t, x)| \leq b_0^i + L_{f_j, \mathcal{Z}} \max_{x \in \mathcal{X}} \|x\|_\infty$, for any $x \in \mathcal{Z}$ and $t \geq 0$. In practice, some prior knowledge about the uncertainty (e.g., f_j depends on only a few instead of all states) may be leveraged to obtain a tighter bound than the preceding one, derived using the Lipschitz continuity and triangular inequalities. This motivates the assumption on the uniform bound in (6b).

Under the conditions in Assumption 1, we immediately obtain that for any $x, z \in \mathcal{Z}$ and $t, \tau \geq 0$,

$$\|f(t, x) - f(\tau, z)\|_\infty \leq L_{f, \mathcal{Z}} \|x - z\|_\infty + l_{f, \mathcal{Z}} |t - \tau|, \quad (7a)$$

$$\|f(t, x)\|_\infty \leq b_{f, \mathcal{Z}}, \quad (7b)$$

where

$$L_{f, \mathcal{Z}} = \max_{j \in \mathbb{Z}_1^m} L_{f_j, \mathcal{Z}}, \quad l_{f, \mathcal{Z}} = \max_{j \in \mathbb{Z}_1^m} l_{f_j, \mathcal{Z}}, \quad b_{f, \mathcal{Z}} = \max_{j \in \mathbb{Z}_1^m} b_{f_j, \mathcal{Z}}. \quad (8)$$

Remark 2. Our choice of making assumptions on $f_j(t, x)$ instead of on $f(t, x)$ as in (8) facilitates deriving an *individual* bound on each state and on each adaptive input (see Section IV for details).

Remark 3. In principle, given the uniform bound on $f(t, x)$ in (7b) obtained from Assumption 1, constraints can be enforced via robust RG or robust MPC approaches that handle bounded disturbances, as discussed in Section I-A. However, when this bound is large, robust approaches can yield overly conservative performance.

III. OVERVIEW AND PRELIMINARIES

In this section, we first present an overview of the proposed \mathcal{L}_1 -RG framework and then introduce some preliminary results that provides a foundation for the \mathcal{L}_1 -RG framework.

A. Overview of the \mathcal{L}_1 -RG Framework

Figure 1 depicts the proposed \mathcal{L}_1 -RG framework. As shown in Fig. 1, \mathcal{L}_1 -RG is comprised of two integrated components. The first one is an \mathcal{L}_1 AC designed to compensate for the uncertainty $f(t, x)$ and to guarantee *uniform bounds* on the errors

between actual states and inputs, and those of the nominal closed-loop system:

$$\dot{x}_n(t) = A_m x_n(t) + B_v v(t), \quad x_n(0) = x_0, \quad (9a)$$

$$u_n(t) = K_x x_n(t) + K_v v(t). \quad (9b)$$

The second component is a RG designed for the *nominal system* (9a) with *tightened constraints* computed using the uniform bounds guaranteed by the \mathcal{L}_1 AC. More formally, we will design the \mathcal{L}_1 AC to ensure

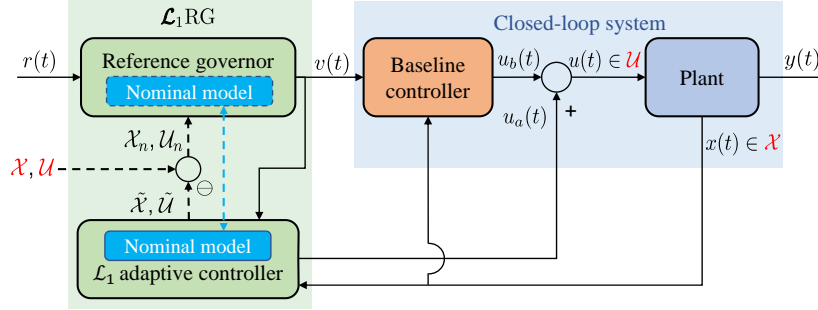


Fig. 1: Diagram of the proposed \mathcal{L}_1 -RG framework

$$x(t) - x_n(t) \in \tilde{\mathcal{X}}, \quad u(t) - u_n(t) \in \tilde{\mathcal{U}}, \quad \forall t \geq 0, \quad (10)$$

where $x(t)$ and $u(t)$ are the vectors of states and of the total control inputs of the closed-loop system (5):

$$u(t) - u_n(t) = K_x(x(t) - x_n(t)) + u_a(t), \quad (11)$$

where $u(t)$ is given by (4) and $u_n(t)$ by (9b), and $\tilde{\mathcal{X}}$ and $\tilde{\mathcal{U}}$ are some pre-computed hyperrectangular sets dependent on the properties of $f(t, x)$ and of the \mathcal{L}_1 AC. The details will be given in Theorem 3 in Section III-C. Define

$$\mathcal{X}_n \triangleq \mathcal{X} \ominus \tilde{\mathcal{X}}, \quad \mathcal{U}_n \triangleq \mathcal{U} \ominus \tilde{\mathcal{U}}. \quad (12)$$

Then for robust constraint enforcement, one just needs to design a RG for the nominal system (9) with tightened constraints given by

$$x_n(t) \in \mathcal{X}_n, \quad u_n(t) \in \mathcal{U}_n, \quad \forall t \geq 0. \quad (13)$$

B. Reference Governor Design for a Nominal System

We now introduce the RG for the nominal system (9) to enforce the constraints (13). We use the discrete-time RG approach of [3] that uses a discrete-time model:

$$\begin{cases} x_n(k+1) = \hat{A}_m x_n(k) + \hat{B}_v v(k), & x_n(0) = x_0, \\ u_n(k) = K_x x_n(k) + K_v v(k), \end{cases} \quad (14)$$

where $x_n(k)$, $v(k)$ and $u_n(k)$ denotes the vectors of states, of reference command inputs, and of nominal control inputs, respectively, and \hat{A}_m and \hat{B}_v are computed from A_m and B_v in (9) assuming a sampling time, T_d . When doing the discretization, we ensure that the discrete-time system (14) has the same states as the continuous-time system at all sampling instants. This can be achieved by using the zero-order hold discretization, since

$$v(t) = v(kT_d), \quad \forall t \in [kT_d, (k+1)T_d), \quad (15)$$

which indicates that $v(t)$ is piecewise constant. The constraints (13) are imposed in discrete-time as

$$x_n(k) \in \hat{\mathcal{X}}_n, \quad u_n(k) \in \hat{\mathcal{U}}_n, \quad \forall k \in \mathbb{Z}_+, \quad (16)$$

where $\hat{\mathcal{X}}_n$ and $\hat{\mathcal{U}}_n$ are tightened versions of \mathcal{X}_n and \mathcal{U}_n , respectively, introduced to avoid inter-sample constraint violations, and are defined by

$$\hat{\mathcal{X}}_n \triangleq \mathcal{X}_n \ominus \{z \in \mathbb{R}^n : \|z\|_\infty \leq \nu(T_d)\}, \quad (17a)$$

$$\hat{\mathcal{U}}_n \triangleq \mathcal{U}_n \ominus \{z \in \mathbb{R}^m : \|z\|_\infty \leq \|K_x\|_\infty \nu(T_d)\}, \quad (17b)$$

while

$$\nu(T_d) \triangleq \max_{\tau \in [0, T_d]} \|e^{A_m \tau} - I_n\|_\infty \max_{x \in \hat{\mathcal{X}}_n, v \in \mathcal{V}} \|x + A_m^{-1} B_v v\|_\infty, \quad (18)$$

with \mathcal{V} denoting the set of all possible reference commands output by the RG.

The following lemma formally guarantees that no inter-sample constraint violations will happen for the continuous-time system (9) when the constraints for the discrete-time system (21) are satisfied at all sampling instants.

Lemma 1. *Consider the continuous-time system (9) and its discrete-time counterpart (14) that has the same states as (9) at all sampling instants. If for the discrete-time system (14),*

$$x_n(k) \in \hat{\mathcal{X}}_n, \quad u_n(k) \in \hat{\mathcal{U}}_n, \quad k \in \mathbb{Z}_+, \quad (19)$$

with $\hat{\mathcal{X}}_n$ and $\hat{\mathcal{U}}_n$ defined in (17), then (13) holds for the continuous-time system (9).

Proof. See appendix A. □

Remark 4. From (17) and (18), we can see that $\hat{\mathcal{X}}_n$ and $\hat{\mathcal{U}}_n$ are close to \mathcal{X}_n and \mathcal{U}_n , respectively, when T_d is small. For practical implementation, inter-sample constraint violations may not be a big concern when T_d is small. Under such case, we can simply set $\hat{\mathcal{X}}_n = \mathcal{X}_n$ and $\hat{\mathcal{U}}_n = \mathcal{U}_n$.

Define

$$y_n^c(k) \triangleq \begin{bmatrix} x_n(k) \\ K_x x_n(k) + K_v v(k) \end{bmatrix} = \underbrace{\begin{bmatrix} I_n \\ K_x \end{bmatrix}}_{\triangleq C_c} x_n(k) + \underbrace{\begin{bmatrix} 0 \\ K_v \end{bmatrix}}_{\triangleq D_c} v(k). \quad (20)$$

Then, the constraints (16) can be rewritten as

$$y_n^c(k) \in \mathcal{Y}_n \triangleq \hat{\mathcal{X}}_n \times \hat{\mathcal{U}}_n, \quad \forall k \in \mathbb{Z}_+, \quad (21)$$

where \times denotes the cross product.

Remark 5. In case there are no constraints on certain states and/or inputs, one can remove the rows of C_c and D_c defined in (20) corresponding to these states and/or inputs, and adjust the sets $\hat{\mathcal{X}}_n$, $\hat{\mathcal{U}}_n$ and \mathcal{Y}_n accordingly.

Similar to most RG schemes, the RG scheme we adopt here computes at each time instant a command $v(k)$ such that, if it is *constantly* applied from the time instant k onward, the ensuing output will always satisfy the constraints. More formally, we define the *maximal output admissible set* O_∞ [21] as the set of all states x_n and inputs v , such that the predicted response from the initial state x_n and with a constant input v satisfies the constraints (21), i.e.,

$$O_\infty \triangleq \{(v, x_n) : \hat{y}_n^c(k|v, x_n) \in \mathcal{Y}_n, \forall k \in \mathbb{Z}_+\}, \quad (22)$$

where for system (14) the output prediction $\hat{y}_n^c(k|x_n, v)$ is given by

$$\hat{y}_n^c(k|v, x_n) = C_c \hat{A}_m^k x_n + C_c \sum_{j=1}^k \hat{A}_m^{j-1} \hat{B}_v v + D_c v = C_c \hat{A}_m^k x_n + C_c (I_n - \hat{A}_m)^{-1} (I_n - \hat{A}_m^k) \hat{B}_v v + D_c v. \quad (23)$$

Define \tilde{O}_∞ as a slightly tightened version of O_∞ obtained by constraining the command v so that the associated steady-state output $\bar{y}_n^c = (D_c + C_c (I_n - \hat{A}_m)^{-1} \hat{B}_v) v$ satisfies constraints with a nonzero (typically small) margin $\epsilon > 0$, i.e.,

$$\tilde{O}_\infty = O_\infty \cap O^\epsilon, \quad (24)$$

where $O^\epsilon \triangleq \{(v, x_n) : \bar{y}_n^c \in (1 - \epsilon)\mathcal{Y}_n\}$. Clearly, \tilde{O}_∞ can be made arbitrarily close to O_∞ by decreasing ϵ . Based on the currently available state $x_n(k)$ at an instant k , the RG computes $v(k)$ so that

$$(v(k), x_n(k)) \in \tilde{O}_\infty. \quad (25)$$

It is proven in [21] that if \hat{A}_m is Schur, (\hat{A}_m, C_c) is observable, \mathcal{Y}_n is compact with 0 in the interior, and $\epsilon > 0$ is sufficiently small, then the set \tilde{O}_∞ is *finitely determined*, i.e., there exists a finite index k^* such that

$$\tilde{O}_\infty = \tilde{O}_{k^*} = \{(v, x_n) : \hat{y}_n^c(k|v, x_n) \in \mathcal{Y}_n, k = 0, 1, \dots, k^*\} \cap O^\epsilon. \quad (26)$$

Moreover, \tilde{O}_∞ is *positively invariant*, which means that if $(v(k), x_n(k)) \in \tilde{O}_\infty$ and $v(k)$ is applied to the system at time k , then $(v(k), x_n(k+1)) \in \tilde{O}_\infty$. Furthermore, if \mathcal{Y}_n is convex, then \tilde{O}_∞ is also convex.

Remark 6. The process of computing k^* involves computing sets \tilde{O}_k for $k = 1, 2, \dots$, and checking the condition $\tilde{O}_k = \tilde{O}_{k+1}$; k^* is the minimum k for which this condition holds.

The proposed \mathcal{L}_1 -RG framework can leverage most of existing RG schemes developed for uncertainty-free systems. As an illustration and demonstration in Section VI, we choose the scalar RG introduced in [22], [23]. The scalar RG computes at each time instant k a command $v(k)$ which is the best approximation of the desired set-point $r(k)$ along the line segment connecting $v(k-1)$ and $r(k)$ that ensures $(v(k), x_n(k)) \in \tilde{O}_\infty$. More specifically, the scalar RG solves at each discrete time k , the following optimization problem:

$$\kappa(k) = \max_{\kappa \in [0,1]} \kappa \quad (27a)$$

$$\text{s.t. } v = v(k-1) + \kappa(r(k) - v(k-1)), \quad (27b)$$

$$(v, x_n(k)) \in \tilde{O}_\infty, \quad (27c)$$

where $\kappa(k)$ is a scalar adjustable bandwidth parameter and $v(k) = v(k-1) + \kappa(k)(r(k) - v(k-1))$ is the modified reference command to be applied to the system. If there is no danger of constraint violation, $\kappa(k) = 1$ and $v(k) = r(k)$ so that the RG does not interfere with the desired operation of the system. If $v(k) = r(k)$ would cause a constraint violation, the value of $\kappa(k)$ is decreased by the RG. In the extreme case, $\kappa(k) = 0$, $v(k) = v(k-1)$, which means that the RG momentarily isolates the system from further variations of the reference command for constraint enforcement. Due to the positive invariance of \tilde{O}_∞ , $v(k) = v(k-1)$ always satisfies the constraints, which ensures *recursive feasibility* under the condition that at $t = 0$ a command $v(0)$ is known such that $(v(0), x_n(0)) \in \tilde{O}_\infty$. Response properties of the scalar RG, including conditions for the *finite-time convergence* of $v(k)$ to $r(k)$ are detailed in [23].

C. \mathcal{L}_1 Adaptive Control Design and Uniform Performance Bounds

We now present an \mathcal{L}_1 AC that guarantees the bounds in (10), *without* considering the state and control constraints in (2). We first recall some basic definitions and facts from control theory, and introduce some definitions and lemmas.

Definition 1. [24, Section III.F] For a stable proper MIMO system $\mathcal{H}(s)$ with input $u(t) \in \mathbb{R}^m$ and output $y(t) \in \mathbb{R}^p$, its \mathcal{L}_1 norm is defined as

$$\|\mathcal{H}(s)\|_{\mathcal{L}_1} \triangleq \sup_{x(0)=0, \|u\|_{\mathcal{L}_\infty} \leq 1} \|y\|_{\mathcal{L}_\infty}. \quad (28)$$

The following lemma follows directly from Definition 1.

Lemma 2. For a stable proper MIMO system $\mathcal{H}(s)$ with states $x(t) \in \mathbb{R}^n$, inputs $u(t) \in \mathbb{R}^m$ and outputs $y(t) \in \mathbb{R}^p$, under zero initial states, i.e., $x(0) = 0$, we have $\|y\|_{\mathcal{L}_\infty^{[0,\tau]}} \leq \|\mathcal{H}(s)\|_{\mathcal{L}_1} \|u\|_{\mathcal{L}_\infty^{[0,\tau]}}$, for any $\tau \geq 0$. Furthermore, for any matrix $T \in \mathbb{R}^{q \times p}$, we have $\|T\mathcal{H}(s)\|_{\mathcal{L}_\infty} \leq \|T\|_\infty \|\mathcal{H}(s)\|_{\mathcal{L}_\infty}$.

A unique feature of an \mathcal{L}_1 AC is a low-pass filter $\mathcal{C}(s)$ (with DC gain $\mathcal{C}(0) = I_m$) that decouples the estimation loop from the control loop, thereby allowing for arbitrarily fast adaptation without sacrificing the robustness [18]. For simplicity, we can

select $\mathcal{C}(s)$ to be a first-order transfer function matrix

$$\mathcal{C}(s) = \text{diag}(\mathcal{C}_1(s), \dots, \mathcal{C}_m(s)), \quad \mathcal{C}_j(s) \triangleq \frac{k_f^j}{(s + k_f^j)}, \quad j \in \mathbb{Z}_1^m, \quad (29)$$

where k_f^j ($j \in \mathbb{Z}_1^m$) is the bandwidth of the filter for the j th input channel. We now introduce a few notations that will be used later:

$$\mathcal{H}_{xm}(s) \triangleq (sI_n - A_m)^{-1}B, \quad \mathcal{H}_{xv}(s) \triangleq (sI_n - A_m)^{-1}B_v, \quad (30a)$$

$$\mathcal{G}_{xm}(s) \triangleq \mathcal{H}_{xm}(s)(I_m - \mathcal{C}(s)), \quad (30b)$$

where A_m, B_v correspond to system (9) and B to (1). Also, letting $x_{\text{in}}(t)$ be the state of the system $\dot{x}_{\text{in}}(t) = A_m x_{\text{in}}(t)$, $x_{\text{in}}(0) = x_0$, we have $x_{\text{in}}(s) \triangleq (sI_n - A_m)^{-1}x_0$. Defining $\rho_{\text{in}} \triangleq \|s(sI_n - A_m)^{-1}\|_{\mathcal{L}_1} \max_{x_0 \in \mathcal{X}_0} \|x_0\|_{\infty}$, and further considering that A_m is Hurwitz and \mathcal{X}_0 is compact, we have $\|x_{\text{in}}\|_{\mathcal{L}_{\infty}} \leq \rho_{\text{in}}$ according to Lemma 2.

1) \mathcal{L}_1 adaptive control architecture: For stability guarantees, the filter $\mathcal{C}(s)$ in (29) needs to ensure that there exists a positive constant ρ_r and a (small) positive constant γ_1 such that

$$\|\mathcal{G}_{xm}(s)\|_{\mathcal{L}_1} b_{f, \mathcal{X}_r} < \rho_r - \|\mathcal{H}_{xv}(s)\|_{\mathcal{L}_1} \|v\|_{\mathcal{L}_{\infty}} - \rho_{\text{in}}, \quad (31a)$$

$$\|\mathcal{G}_{xm}(s)\|_{\mathcal{L}_1} L_{f, \mathcal{X}_a} < 1, \quad (31b)$$

where

$$\rho \triangleq \rho_r + \gamma_1, \quad (32)$$

$$\mathcal{X}_r \triangleq \Omega(\rho_r), \quad \mathcal{X}_a \triangleq \Omega(\rho). \quad (33)$$

Remark 7. We will show in Lemma 3 and Theorem 1 that ρ_r and ρ are actually uniform bounds on the states of a non-adaptive reference system (defined in (43)) and of the adaptive system, respectively.

Remark 8. Note that $\|\mathcal{G}_{xm}(s)\|_{\mathcal{L}_1} \rightarrow 0$, when the bandwidth of the filter $\mathcal{C}(s)$ goes to infinity, i.e., $k_f^j \rightarrow \infty$ for all $j \in \mathbb{Z}_1^m$. Furthermore, $b_{f, \Omega(\rho_r)}$ can be bounded using the Lipschitz property (7a) of $f(t, x)$ in $\Omega(\rho_r)$, and $L_{f, \Omega(\rho)}$ is bounded given any $\rho > 0$. Therefore, (31) can always be satisfied under a sufficiently high bandwidth for $\mathcal{C}(s)$.

A typical \mathcal{L}_1 AC is comprised of three elements, namely a state predictor, an adaptive law and a low-pass filtered control law. For the system (5), the **state predictor** is defined by

$$\dot{\hat{x}}(t) = A_m x(t) + B_v v(t) + B(u_a(t) + \hat{\sigma}_1(t)) + B^{\perp} \hat{\sigma}_2(t) + A_e \tilde{x}(t), \quad \hat{x}(0) = x_0, \quad (34)$$

where $\tilde{x}(t) = \hat{x}(t) - x(t)$ is the prediction error, A_e is a Hurwitz matrix, $B^{\perp} \in \mathbb{R}^{n \times (n-m)}$ is an arbitrary matrix satisfying $B^{\perp} B = 0$ and $\text{rank}([B \ B^{\perp}]) = n$, and $\hat{\sigma}_1(t)$ and $\hat{\sigma}_2(t)$ are estimated matched and unmatched disturbances, respectively. The estimates $\hat{\sigma}_1(t)$ and $\hat{\sigma}_2(t)$ are updated by the following piecewise-constant **adaptive law** (similar to that in [18, Section 3.3]):

$$\begin{cases} \begin{bmatrix} \hat{\sigma}_1(t) \\ \hat{\sigma}_2(t) \end{bmatrix} = \begin{bmatrix} \hat{\sigma}_1(iT) \\ \hat{\sigma}_2(iT) \end{bmatrix}, & t \in [iT, (i+1)T), \\ \begin{bmatrix} \hat{\sigma}_1(iT) \\ \hat{\sigma}_2(iT) \end{bmatrix} = -[B \ B^{\perp}]^{-1} \Phi^{-1}(T) e^{A_e T} \tilde{x}(iT), \end{cases} \quad (35)$$

where T is the estimation sampling time and $\Phi(T) \triangleq A_e^{-1} (e^{A_e T} - I_n)$. Finally, the **control law** is given by

$$u_a(s) = -\mathcal{C}(s) \mathfrak{L}[\hat{\sigma}_1(t)]. \quad (36)$$

The control law (36) tries to cancel the estimated (matched) uncertainty within the bandwidth of the filter $\mathcal{C}(s)$. Additionally, unmatched uncertainty estimate ($\hat{\sigma}_2(t)$) appears in (34) and (35), although the system dynamics (5) contains only matched uncertainty. This is due to the adoption of the piecewise-constant adaptive law, which may produce nonzero value for $\hat{\sigma}_2(t)$.

However, a non-zero $\hat{\sigma}_2(t)$ will not cause an issue either for implementation or for performance guarantee. Additionally, it is possible to prove that $\lim_{T \rightarrow 0} \hat{\sigma}_2(t) = 0$ for any $t \geq 0$ [25], i.e., the estimated unmatched uncertainty will be close to zero when T is small.

2) *Uniform performance bounds:* We first define some constants:

$$\bar{\alpha}_0(T) \triangleq \int_0^T \left\| e^{A_e(T-\tau)} B \right\|_\infty d\tau, \quad (37a)$$

$$\bar{\alpha}_1(T) \triangleq \max_{t \in [0, T]} \left\| e^{A_e t} \right\|_\infty, \quad (37b)$$

$$\bar{\alpha}_2(T) \triangleq \max_{t \in [0, T]} \int_0^t \left\| e^{A_e(t-\tau)} \Phi^{-1}(T) e^{A_e T} \right\|_\infty d\tau, \quad (37c)$$

$$\gamma_0(T) \triangleq b_{f, \mathcal{X}_a} \bar{\alpha}_0(T) (\bar{a}_1(T) + \bar{a}_2(T) + 1), \quad (37d)$$

where $\alpha_0(T)$, $\alpha_1(T)$ and $\alpha_2(T)$ are defined in (37a), (37b) and (37c), respectively. Clearly, b_{f, \mathcal{X}_a} for a compact set \mathcal{X}_a and $\lim_{T \rightarrow 0} \bar{\alpha}_1(T) = 0$ are bounded, and $\lim_{T \rightarrow 0} \bar{\alpha}_0(T) = 0$. By using Taylor series expansion of $e^{A_e T}$, one can show that $\lim_{T \rightarrow 0} \int_0^T \left\| \Phi^{-1}(T) \right\|_\infty d\tau$ is bounded, which implies that $\lim_{T \rightarrow 0} \bar{\alpha}_2(T)$ is bounded. As a result, we have

$$\lim_{T \rightarrow 0} \gamma_0(T) = 0. \quad (38)$$

Further define

$$\rho_{ur} \triangleq \left\| \mathcal{C}(s) \right\|_{\mathcal{L}_1} b_{f, \mathcal{X}_r}, \quad (39)$$

$$\gamma_2 \triangleq \left\| \mathcal{C}(s) \right\|_{\mathcal{L}_1} L_{f, \mathcal{X}_a} \gamma_1 + \left\| \mathcal{C}(s) B^\dagger (sI_n - A_e) \right\|_{\mathcal{L}_1} \gamma_0(T), \quad (40)$$

$$\rho_{u_a} \triangleq \rho_{ur} + \gamma_2, \quad (41)$$

where γ_1 is introduced in (32). Due to (31b) and (38), we can always select a small enough $T > 0$ such that

$$\frac{\left\| \mathcal{H}_{xm}(s) \mathcal{C}(s) B^\dagger (sI_n - A_e) \right\|_{\mathcal{L}_1} \gamma_0(T)}{1 - \left\| \mathcal{G}_{xm}(s) \right\|_{\mathcal{L}_1} L_{f, \mathcal{X}_a}} < \gamma_1, \quad (42)$$

where \mathcal{X}_a is defined in (33) and B^\dagger is the pseudo-inverse of B .

Following the convention for performance analysis of an \mathcal{L}_1 AC [18], we introduce the following reference system:

$$\dot{x}_r(t) = A_m x_r(t) + B_v v(t) + B(u_r(t) + f(t, x_r(t))), \quad (43a)$$

$$u_r(s) = -\mathcal{C}(s) \mathfrak{L}[f(t, x_r(t))], \quad x_r(0) = x_0, \quad (43b)$$

Clearly, the control law in the reference system (43) *partially* cancels the uncertainty $f(t, x_r(t))$ within the bandwidth of the filter $\mathcal{C}(s)$. Moreover, the control law depends on the true uncertainties and is thus *not implementable*. The reference system is introduced to help characterize the performance of the adaptive closed-loop system, which will be done in four sequential steps: (i) establishing the bounds on the states and inputs of the reference system (Lemma 3); (ii) quantifying the difference between the states and inputs of the adaptive system and those of the reference system (Theorem 1); (iii) quantifying the difference between the states and inputs of the reference system and those of the nominal system (Lemma 5); (iv) based on the results from (ii) and (iii), quantifying the difference between the states and inputs of the adaptive system and those of the nominal system (Theorem 2).

The proofs of these lemmas and theorems mostly follow the typical \mathcal{L}_1 AC analysis procedure [18], and are included in appendices for completeness.

For notation brevity, we define:

$$\eta(t) \triangleq f(t, x(t)), \quad \eta_r(t) \triangleq f(t, x_r(t)). \quad (44)$$

To provide an overview, Table I summarizes the different (error) systems involved in this section and their related theorems/lemmas, the uniform bounds, the \mathcal{L}_1 AC parameters and conditions. The proofs for Lemmas 3–5 and Theorem 1 are given in appendices B–E.

TABLE I: An overview of different (error) systems involved in Section III-C, and their related theorem/lemma, uniform bounds, \mathcal{L}_1 AC parameters and conditions

	(Error) System	Theorem/Lemma	Uniform Bounds on States and Inputs	\mathcal{L}_1 AC Parameters	Conditions
1	Nominal system (9)	Lemma 2	$\ x_n\ _{\mathcal{L}_\infty} \leq \rho_{in} + \ \mathcal{H}_{xv}\ _{\mathcal{L}_1} \ v\ _\infty$	N/A	N/A
2	Reference system (43)	Lemma 3	$\ x_r\ _{\mathcal{L}_\infty} < \rho_r, \ u_r\ _{\mathcal{L}_\infty} < \rho_{ur}$	$\mathcal{C}(s)$	(31a)
3	Diff. b/t reference and adaptive systems	Theorem 1	$\ x_r - x\ _{\mathcal{L}_\infty} \leq \gamma_1, \ u_r - u_a\ _{\mathcal{L}_\infty} \leq \gamma_2$	$A_e, T, \mathcal{C}(s)$	(31a) and (42)
4	Diff. b/t reference and nominal systems	Lemma 5	$\ x_r - x_n\ _{\mathcal{L}_\infty} \leq \ \mathcal{G}_{xm}\ _{\mathcal{L}_1} b_{f, \mathcal{X}_r}$	$\mathcal{C}(s)$	(31a)
5	Adaptive system: (5) and the \mathcal{L}_1 AC	Theorem 1	$\ x\ _{\mathcal{L}_\infty} < \rho, \ u_a\ _{\mathcal{L}_\infty} < \rho_u$	$A_e, T, \mathcal{C}(s)$	(31a) and (42)
6	Diff. b/t adaptive and nominal systems	Theorem 2	$\ x - x_n\ _{\mathcal{L}_\infty} \leq \tilde{\rho}$	$A_e, T, \mathcal{C}(s)$	(31a) and (42)

Lemma 3. For the closed-loop reference system in (43) subject to Assumption 1 and the stability condition in (31a), we have

$$\|x_r\|_{\mathcal{L}_\infty} < \rho_r, \quad (45)$$

$$\|u_r\|_{\mathcal{L}_\infty} < \rho_{ur}, \quad (46)$$

where ρ_r is introduced in (31a), and ρ_{ur} is defined in (39).

From (5) and (34), the prediction error dynamics are given by

$$\dot{\tilde{x}}(t) = A_e \tilde{x}(t) + B(\hat{\sigma}_1(t) - f(t, x(t))) + B^\perp \hat{\sigma}_2(t). \quad (47)$$

The following lemma establishes a bound on the prediction error under the assumption that the actual states and adaptive inputs are bounded.

Lemma 4. Given the uncertain system (5) subject to Assumption 1, the state predictor (34) and the adaptive law (35), if

$$\|x\|_{\mathcal{L}_\infty^{[0, \tau]}} \leq \rho, \quad \|u_a\|_{\mathcal{L}_\infty^{[0, \tau]}} \leq \rho_{u_a}, \quad (48)$$

with ρ and ρ_{u_a} defined in (32) and (41), respectively, then

$$\|\tilde{x}\|_{\mathcal{L}_\infty^{[0, \tau]}} \leq \gamma_0(T). \quad (49)$$

Theorem 1. Given the uncertain system (5) subject to Assumption 1 and the reference system (43) subject to the conditions (31a) and (31b) with a constant $\gamma_1 > 0$, with the \mathcal{L}_1 AC defined via (34)–(36) subject to the sample time constraint (42), we have

$$\|x\|_{\mathcal{L}_\infty} \leq \rho, \quad (50a)$$

$$\|u_a\|_{\mathcal{L}_\infty} \leq \rho_{u_a}, \quad (50b)$$

$$\|x_r - x\|_{\mathcal{L}_\infty} \leq \gamma_1, \quad (50c)$$

$$\|u_r - u_a\|_{\mathcal{L}_\infty} \leq \gamma_2, \quad (50d)$$

where ρ, γ_2 and ρ_{u_a} are defined in (32), (40) and (41), respectively.

Remark 9. For an arbitrarily small $\gamma_1 > 0$, one can always find a small enough T such that the constraint (42) is satisfied. According to (40), γ_2 depends on γ_1 and $\gamma_0(T)$, and can be made arbitrarily small by reducing γ_1 and T . Thus, by reducing T , both γ_1 and γ_2 can be made arbitrarily small, which indicates that the difference between the inputs and states of the adaptive system and those of the reference system can be made arbitrarily small from Theorem 1.

Lemma 5. Given the reference system (43) and the nominal system (9a), subject to Assumption 1, and the condition (31a), we have

$$\|x_r - x_n\|_{\mathcal{L}_\infty} \leq \|\mathcal{G}_{xm}\|_{\mathcal{L}_1} b_{f, \mathcal{X}_r} \quad (51)$$

Remark 10. When the bandwidth of the filter $\mathcal{C}(s)$ goes to infinity, $\|\mathcal{G}_{xm}\|_{\mathcal{L}_1}$ and thus $\|x_r - x_n\|_{\mathcal{L}_\infty}$ go to 0. This indicates that the difference between the states of the reference system and those of the nominal system can be made arbitrarily small by

increasing the filter bandwidth. However, a high-bandwidth filter allows for high-frequency control signals to enter the system under fast adaptation (corresponding to small T), compromising the robustness. Thus, the filter presents a trade-off between robustness and performance. More details about the role and design of the filter can be found in [18].

From Theorem 1, Lemma 5 and application of the triangle inequality, we can obtain uniform bounds on the error between the actual system (5) and the nominal system (9a), formally stated in the following theorem. The proof is straightforward and thus omitted.

Theorem 2. *Given the uncertain system (5) subject to Assumption 1, the nominal system (9a), and the \mathcal{L}_1 AC defined via (34)–(36) subject to the conditions (31a) and (31b) with a constant $\gamma_1 > 0$ and the sample time constraint (42), we have*

$$\|x - x_n\|_{\mathcal{L}_\infty} \leq \tilde{\rho}, \quad (52)$$

$$\|u_a\|_{\mathcal{L}_\infty} \leq \rho_{u_a}, \quad (53)$$

where ρ_{u_a} is defined in (41), and

$$\tilde{\rho} \triangleq \|\mathcal{G}_{xm}(s)\|_{\mathcal{L}_1} b_{f,x_r} + \gamma_1. \quad (54)$$

Remark 11. From Remarks 9 and 10, by decreasing T and increasing the bandwidth of the filter $\mathcal{C}(s)$, one can make (i) the states of the adaptive system arbitrarily close to those of the nominal system; and (ii) the adaptive inputs $u_a(t)$ arbitrarily close to $f(t, x)$, i.e., the true uncertainty, since $f(t, x_r)$ is arbitrarily close to $f(t, x)$ when the error between $x(t)$ and $x_r(t)$ is arbitrarily small.

IV. \mathcal{L}_1 AC WITH SEPARATE BOUNDS FOR STATES AND INPUTS

In Section III-C, we presented an \mathcal{L}_1 AC that guarantees uniform bounds on the states and adaptive control inputs of the adaptive system with respect to the nominal system, without consideration of the constraints (2). However, as can be seen from Theorem 2, the uniform bound on $x(t) - x_n(t)$ or $u_a(t)$ is represented by the vector- ∞ norm, which always leads to the *same bound* for all the states, $x_i - x_{n,i}(t)$ ($i \in \mathbb{Z}_1^n$), or all the adaptive inputs, $u_{a,j}$ ($j \in \mathbb{Z}_1^m$). The use of vector- ∞ norms may lead to conservative bounds for some specific states or adaptive inputs, making it impossible to satisfy the constraints (2) or leading to significantly tightened constraints for the RG design. To reduce such conservatism, this section will present a scaling technique to derive an *individual bound* for each $x_i(t) - x_{n,i}(t)$ ($i \in \mathbb{Z}_1^n$) and $u_{a,j}(t)$ ($j \in \mathbb{Z}_1^m$).

From Theorem 2, one can see that the bound on $x(t) - x_n(t)$ (or $u_a(t)$) consists of two parts: the first part is γ_1 (or γ_2) that can be made arbitrarily small by reducing T (see Remark 9), while the second part is a bound on $x_r(t) - x_n(t)$ (or $u_r(t)$). Next, we will derive an individual bound for each $x_i(t) - x_{r,t}(t)$ (or $u_{r,j}(t)$).

Derive Separate Bounds for States via Scaling: For deriving an individual bound for each $x_i(t) - x_{r,t}(t)$, we introduce the following coordinate transformations for the reference system (43) and the nominal system (9a) for each $i \in \mathbb{Z}_1^n$:

$$\begin{cases} \tilde{x}_r = \mathbf{T}_x^i x_r, & \tilde{x}_n = \mathbf{T}_x^i x_n, \\ \tilde{A}_m^i = \mathbf{T}_x^i A_m (\mathbf{T}_x^i)^{-1}, \\ \tilde{B}^i = \mathbf{T}_x^i B, & \tilde{B}_v^i = \mathbf{T}_x^i B_v, \end{cases} \quad (55)$$

where $\mathbf{T}_x^i > 0$ is a diagonal matrix that satisfies

$$\mathbf{T}_x^i[i] = 1, \quad 0 < \mathbf{T}_x^i[k] \leq 1, \quad \forall k \neq i, \quad (56)$$

with $\mathbf{T}_x^i[k]$ denoting the k th diagonal element. Under the transformation (55), the reference system (43) is converted to

$$\begin{cases} \dot{\tilde{x}}_r(t) = \tilde{A}_m^i \tilde{x}_r(t) + \tilde{B}_v^i v(t) + \tilde{B}^i (u_r(t) + \check{f}(t, \tilde{x}_r(t))), \\ u_r(s) = -\mathcal{C}(s)\mathfrak{L}[\check{f}(t, \tilde{x}_r(t))], \quad \tilde{x}(0) = \mathbf{T}_x^i x_0, \end{cases} \quad (57)$$

where

$$\check{f}(t, \tilde{x}_r(t)) = f(t, x_r(t)) = f(t, (\mathbf{T}_x^i)^{-1} \tilde{x}_r(t)). \quad (58)$$

Given a set \mathcal{Z} , define

$$\check{\mathcal{Z}} \triangleq \{\check{z} \in \mathbb{R}^n : (\mathbb{T}_x^i)^{-1}\check{z} \in \mathcal{Z}\}. \quad (59)$$

Similar to (30), for the transformed reference system (57), we have

$$\mathcal{H}_{\check{x}_m}^i(s) \triangleq (sI_n - \check{A}_m^i)^{-1}\check{B}^i = \mathbb{T}_x^i \mathcal{H}_{xm}(s), \quad (60a)$$

$$\mathcal{H}_{\check{x}_v}^i(s) \triangleq (sI_n - \check{A}_m^i)^{-1}\check{B}_v^i = \mathbb{T}_x^i \mathcal{H}_{xv}(s), \quad (60b)$$

$$\mathcal{G}_{\check{x}_m}^i(s) \triangleq \mathcal{H}_{\check{x}_m}^i(s)(I_m - \mathcal{C}(s)) = \mathbb{T}_x^i \mathcal{G}_{xm}(s), \quad (60c)$$

where \mathcal{H}_{xm} , \mathcal{H}_{xv} , \mathcal{G}_{xm} are defined in (30). By applying the transformation (55) to the nominal system (9a), we obtain

$$\begin{cases} \dot{\check{x}}_n(t) = \check{A}_m^i \check{x}_n(t) + \check{B}_v^i v(t), & \check{x}_n(0) = \mathbb{T}_x^i x_0, \\ y_n(t) = \check{C} \check{x}_n(t). \end{cases} \quad (61)$$

Letting $\check{x}_{in}(t)$ be the state of the system $\dot{\check{x}}_{in}(t) = \check{A}_m^i \check{x}_{in}(t)$ with $\check{x}_{in}(0) = \check{x}_n(0) = \mathbb{T}_x^i x_0$, we have $\check{x}_{in}(s) \triangleq (sI_n - \check{A}_m^i)^{-1}\check{x}_{in}(0) = \mathbb{T}_x^i (sI_n - A_m)^{-1}x_0$. Defining

$$\check{\rho}_{in}^i \triangleq \|s\mathbb{T}_x^i (sI_n - A_m)^{-1}\|_{\mathcal{L}_1} \max_{x_0 \in \mathcal{X}_0} \|x_0\|_{\infty}, \quad (62)$$

and further considering Lemma 2, we have $\|\check{x}_{in}\|_{\mathcal{L}_{\infty}} \leq \check{\rho}_{in}^i$. Similar to (31a), for the transformed reference system (57), consider the following condition:

$$\|\mathcal{G}_{\check{x}_m}^i(s)\|_{\mathcal{L}_1} b_{\check{f}, \check{\mathcal{X}}_r} < \check{\rho}_r^i - \|\mathcal{H}_{\check{x}_v}^i(s)\|_{\mathcal{L}_1} \|v\|_{\mathcal{L}_{\infty}} - \check{\rho}_{in}^i, \quad (63)$$

where \mathcal{X}_r is defined in (33) and $\check{\mathcal{X}}_r$ is defined according to (59) and $\check{\rho}_r^i$ is a positive constant to be determined. Then we have the following result.

Lemma 6. Consider the reference system (43) subject to Assumption 1, the nominal system (9a), the transformed reference system (57) and transformed nominal system (61) obtained by applying (55) with any \mathbb{T}_x^i satisfying (56). Suppose that (31a) holds with some constants ρ_r and $\|v\|_{\mathcal{L}_{\infty}}$. Then, there exists an constant $\check{\rho}_r^i \leq \rho_r$ such that (63) holds with the same $\|v\|_{\mathcal{L}_{\infty}}$. Furthermore,

$$|x_{r,i}(t)| \leq \check{\rho}_r^i, \quad \forall t \geq 0, \quad (64)$$

$$|x_{r,i}(t) - x_{n,i}(t)| \leq \|\mathcal{G}_{\check{x}_m}^i(s)\|_{\mathcal{L}_1} b_{f, \mathcal{X}_r}, \quad \forall t \geq 0, \quad (65)$$

where we re-define

$$\mathcal{X}_r \triangleq \{z \in \mathbb{R}^n : |z_i| \leq \check{\rho}_r^i, i \in \mathbb{Z}_1^n\}. \quad (66)$$

Proof. For any \mathbb{T}_x^i satisfying (56) with an arbitrary $i \in \mathbb{Z}_1^n$, we have $\|\mathbb{T}_x^i\|_{\infty} = 1$. Therefore, under the transformation (55), considering (60) and (62) and Lemma 2, we have

$$\|\mathcal{H}_{\check{x}_m}^i(s)\|_{\mathcal{L}_{\infty}} \leq \|\mathbb{T}_x^i\|_{\infty} \|\mathcal{H}_{xm}(s)\|_{\mathcal{L}_{\infty}} = \|\mathcal{H}_{xm}(s)\|_{\mathcal{L}_{\infty}}, \quad (67a)$$

$$\|\mathcal{H}_{\check{x}_v}^i(s)\|_{\mathcal{L}_{\infty}} \leq \|\mathbb{T}_x^i\|_{\infty} \|\mathcal{H}_{xv}(s)\|_{\mathcal{L}_{\infty}} = \|\mathcal{H}_{xv}(s)\|_{\mathcal{L}_{\infty}}, \quad (67b)$$

$$\|\mathcal{G}_{\check{x}_m}^i(s)\|_{\mathcal{L}_{\infty}} \leq \|\mathbb{T}_x^i\|_{\infty} \|\mathcal{G}_{xm}(s)\|_{\mathcal{L}_{\infty}} = \|\mathcal{G}_{xm}(s)\|_{\mathcal{L}_{\infty}}, \quad (67c)$$

$$\check{\rho}_{in}^i \leq \|\mathbb{T}_x^i\|_{\infty} \rho_{in} = \rho_{in}. \quad (67d)$$

It follows from Lemma 3 that $x_r(t) \in \mathcal{X}_r$ for any $t \geq 0$, which, together with (55), implies $\check{x}_r(t) \in \check{\mathcal{X}}_r$ for any $t \geq 0$, where $\check{\mathcal{X}}_r$ is defined via (59). Considering (58) and (59), for any compact set \mathcal{X}_r , we have

$$b_{\check{f}, \check{\mathcal{X}}_r} = b_{f, \mathcal{X}_r}. \quad (68)$$

Now suppose that constants ρ_r and $\|v\|_{\mathcal{L}_{\infty}}$ satisfy (31a). Then, due to (67) and (68), with $\check{\rho}_r^i = \rho_r$ and the same $\|v\|_{\mathcal{L}_{\infty}}$, (63)

is satisfied.

Additionally, if (63) holds, by applying Lemma 3 to the transformed reference system (57), we obtain that $\|\tilde{x}_r\|_{\mathcal{L}_\infty} \leq \tilde{\rho}_r^i$, implying that $|\tilde{x}_{r,i}(t)| \leq \tilde{\rho}_r^i$ for any $t \geq 0$. Since $\tilde{x}_{r,i}(t) = x_{r,i}(t)$ due to the constraint (56) on \mathbb{T}_x^i , we have (64). Equation (64) is equivalent to $x_r(t) \in \mathcal{X}_r$ for any $t \geq 0$, with the re-definition of \mathcal{X}_r in (66). Following the proof of Lemma 5, one can obtain $\|\tilde{x}_r - \tilde{x}_n\|_{\mathcal{L}_\infty} \leq \|\mathcal{G}_{\tilde{x}m}\|_{\mathcal{L}_1} b_{\tilde{f},\tilde{\mathcal{X}}_r} = \|\mathcal{G}_{\tilde{x}m}(s)\|_{\mathcal{L}_1} b_{f,\tilde{\mathcal{X}}_r}$, where the equality is due to (68). Further considering $\tilde{x}_{r,i}(t) = x_{r,i}(t)$ and $\tilde{x}_{n,i}(t) = x_{n,i}(t)$ due to the constraint (56) on \mathbb{T}_x^i , we have (65). \square

Remark 12. Lemma 3 and Lemma 5 imply $|x_{r,i}(t)| \leq \rho_r$ and $|x_{r,i}(t) - x_{n,i}(t)| \leq \|\mathcal{G}_{xm}\|_{\mathcal{L}_1} b_{f,\Omega(\rho_r)}$, respectively, for all $i \in \mathbb{Z}_1^n$ and $t \geq 0$. Lemma 6 indicates that by applying the coordinate transformation (55) and leveraging the condition (63) for the transformed system (57), one can obtain a tighter bound on $x_{r,i}(t)$ than ρ_r and a tighter bound on $|x_{r,i}(t) - x_{n,i}(t)|$ than $\|\mathcal{G}_{xm}(s)\|_{\mathcal{L}_1} b_{f,\Omega(\rho_r)}$.

Derive Separate Bounds for Adaptive Inputs: From (43b) and the structure with $\mathcal{C}(s)$ (29), we can obtain

$$u_{r,j}(s) = -\mathcal{C}_j(s)\mathfrak{L}[f_j(t, x_r(t))], \quad \forall j \in \mathbb{Z}_1^m. \quad (69)$$

Therefore, given a set \mathcal{X}_r such that $x_r(t) \in \mathcal{X}_r$ for any $t \geq 0$, from Assumption 1 and Lemma 2 we get

$$|u_{r,j}(t)| \leq \|\mathcal{C}_j(s)\|_{\mathcal{L}_1} b_{f_j,\mathcal{X}_r}, \quad \forall t \geq 0, \quad \forall j \in \mathbb{Z}_1^m. \quad (70)$$

With the preceding preparations, we are ready to derive an individual bound for $x_i(t) - x_{n,i}(t)$ ($i \in \mathbb{Z}_1^n$) and $u_j(t) - u_{n,j}(t)$ ($j \in \mathbb{Z}_1^m$), as stated in the following theorem.

Theorem 3. Consider the uncertain system (5) subject to Assumption 1, the nominal system (9a), and the \mathcal{L}_1 AC defined via (34)–(36) subject to the conditions (31a) and (31b) with constants ρ_r and $\gamma_1 > 0$ and the sample time constraint (42). Suppose that for each $i \in \mathbb{Z}_1^n$, (63) holds with a constant $\tilde{\rho}_r^i$ for the transformed reference system (57) obtained by applying (55). Then, we have

$$x(t) - x_n(t) \in \tilde{\mathcal{X}} \triangleq \{z \in \mathbb{R}^n : |z_i| \leq \tilde{\rho}^i, \quad i \in \mathbb{Z}_1^n\}, \quad \forall t \geq 0, \quad (71a)$$

$$u_a(t) \in \mathcal{U}_a \triangleq \{z \in \mathbb{R}^m : |z_j| \leq \rho_{u_a}^j, \quad j \in \mathbb{Z}_1^m\}, \quad \forall t \geq 0, \quad (71b)$$

$$u(t) - u_n(t) \in \tilde{\mathcal{U}} \triangleq \{z \in \mathbb{R}^m : |z_j| \leq \tilde{\rho}_u^j, \quad j \in \mathbb{Z}_1^m\}, \quad \forall t \geq 0, \quad (71c)$$

where

$$\rho^i \triangleq \tilde{\rho}_r^i + \gamma_1, \quad \tilde{\rho}^i \triangleq \|\mathcal{G}_{\tilde{x}m}^i(s)\|_{\mathcal{L}_1} b_{f,\mathcal{X}_r} + \gamma_1, \quad (72a)$$

$$\rho_{u_a}^j \triangleq \|\mathcal{C}_j(s)\|_{\mathcal{L}_1} b_{f_j,\mathcal{X}_r} + \gamma_2, \quad \tilde{\rho}_u^j \triangleq \rho_{u_a}^j + \sum_{i=1}^n |K_x[j, i]| \tilde{\rho}^i, \quad (72b)$$

with \mathcal{X}_r defined in (66), and $C[j, i]$ denoting the (j, i) element of C .

Proof. For each $i \in \mathbb{Z}_1^n$, Lemma 6 implies $|x_{r,i}(t)| \leq \tilde{\rho}_r^i$ and $|x_{r,i}(t) - x_{n,i}(t)| \leq \|\mathcal{G}_{\tilde{x}m}^i(s)\|_{\mathcal{L}_1} b_{f,\mathcal{X}_r}$ for all $t \geq 0$. On the other hand, Theorem 1 indicates that $|x_{r,i}(t) - x_i(t)| \leq \gamma_1$ for any $t \geq 0$ and any $i \in \mathbb{Z}_1^n$. Therefore, (71a) is true. On the other hand, Theorem 1 indicates that $|u_{r,j}(t) - u_{a,j}(t)| \leq \gamma_2$ for any $t \geq 0$ and any $j \in \mathbb{Z}_1^m$, which, together with (70), leads to (71b). Finally, (71c) follows from (11), (71a) and (71b). The proof is complete. \square

Remark 13. Theorem 3 provides a way to derive an individual bound on $x_i(t)$, and $x_i(t) - x_{n,i}(t)$ for each $i \in \mathbb{Z}_1^n$ and on $u_j(t) - u_{n,j}(t)$ for each $j \in \mathbb{Z}_1^m$ via coordinate transformations. Additionally, similar to the arguments in Remark 11, by decreasing T and increasing the bandwidth of the filter $\mathcal{C}(s)$, one can make $\tilde{\rho}^i$ ($i \in \mathbb{Z}_1^n$) arbitrarily small, i.e., making the states of the adaptive system arbitrarily close to those of the nominal system, and make the bounds on $u_{a,j}(t)$ and $u_j(t) - u_{n,j}(t)$ arbitrarily close to the bound on the true uncertainty $f_j(t, x)$ for $x \in \mathcal{X}_a$, for each $j \in \mathbb{Z}_1^m$.

According to Theorems 2 and 3, the procedure for designing an \mathcal{L}_1 AC with separate bounds on states and adaptive inputs can be summarized in Algorithm 1.

Algorithm 1 Designing an \mathcal{L}_1 AC with separate bounds

Input: uncertain system (5) subject to Assumption 1, initial parameters $A_e, \mathcal{C}(s)$ and T to define an \mathcal{L}_1 AC, $\gamma_1, \mathcal{X}_0, \|v\|_{\mathcal{L}_\infty}$, tol

- 1: **procedure** DECIDEFILTERUNCERTBND($\mathcal{C}(s), \gamma_1, \mathcal{X}_0, \|v\|_{\mathcal{L}_\infty}$)
- 2: **while** condition (31a) or (31b) does not hold **do**
- 3: Increase the bandwidth of $\mathcal{C}(s)$ ▷ See Remark 8.
- 4: **end while** ▷ $\rho_r, \mathcal{X}_r = \Omega(\rho_r)$ and b_{f, \mathcal{X}_r} will be computed.
- 5: **end procedure**
- 6: Set $b_{f, \mathcal{X}_r}^{old} = b_{f, \mathcal{X}_r}$
- 7: **procedure** DERIVESEPSTATEBNDS($b_{f, \mathcal{X}_r}, \gamma_1, \mathcal{C}(s), \mathcal{X}_0, \|v\|_{\mathcal{L}_\infty}$)
- 8: **for** $i = 1, \dots, n$ **do**
- 9: Select T_x^i satisfying (56) and apply the transformation (55)
- 10: Evaluate (60) and compute $\check{\rho}_{in}^i$ according to (62)
- 11: Compute $\check{\rho}_r^i$ that satisfies (63) ▷ Such a $\check{\rho}_r^i \leq \rho_r$ is guaranteed to exist from Lemma 6
- 12: Set $\rho^i = \check{\rho}_r^i + \gamma_1, \tilde{\rho}^i = \|\mathcal{G}_{\tilde{x}m}^i(s)\|_{\mathcal{L}_1} b_{f, \mathcal{X}_r} + \gamma_1$
- 13: **end for**
- 14: **end procedure**
- 15: Set $\mathcal{X}_r = \{z \in \mathbb{R}^n : |z_i| \leq \check{\rho}_r^i\}$ and update b_{f, \mathcal{X}_r}
- 16: **if** $b_{f, \mathcal{X}_r}^{old} - b_{f, \mathcal{X}_r} > \text{tol}$ **then**
- 17: Set $b_{f, \mathcal{X}_r}^{old} = b_{f, \mathcal{X}_r}$ and go to step 7
- 18: **end if**
- 19: Set $\rho = \max_{i \in \mathbb{Z}_1^n} \rho^i$ and compute \mathcal{X}_a via (33)
- 20: **procedure** DERIVESEPINPUTBNDS($\mathcal{X}_r, \{\tilde{\rho}^i\}_{i \in \mathbb{Z}_1^n}, \gamma_2, \mathcal{C}(s)$)
- 21: **for** $j = 1, \dots, m$ **do**
- 22: Compute $\rho_{u_a}^j$ and $\tilde{\rho}_u^j$ according to (72b)
- 23: **end for**
- 24: **end procedure**
- 25: **procedure** DECIDESAMPLETIME($A_e, \mathcal{C}(s), T, \mathcal{X}_a$)
- 26: **while** constraint (42) does not hold **do**
- 27: Decrease T ▷ Small T can enforce (42) due to (38).
- 28: **end while**
- 29: **end procedure**

Output: An \mathcal{L}_1 AC defined by (34)–(36) with parameters A_e and $\mathcal{C}(s)$ and T, ρ^i and $\tilde{\rho}^i$ for $i \in \mathbb{Z}_1^n, \rho_{u_a}^j$ and $\tilde{\rho}_u^j$ for $j \in \mathbb{Z}_1^m$

Remark 14. One can try different T_x^i in step 9 of Algorithm 1 and select the one that yields the tightest bound for the i th state.

Remark 15. The conditions (31) and (42) can be quite conservative for some systems, due to the frequent use of inequalities related to the \mathcal{L}_1 norm (stated in Lemma 2), Lipschitz continuity and matrix/vector norms. As a result, the bandwidth of the filter $\mathcal{C}(s)$ computed via (31) could be unnecessarily high, while the sample time T computed via (42) under a given γ_1 could be unnecessarily small. Based on our experience, assuming that some bounds $\tilde{\rho}^i$ ($i \in \mathbb{Z}_1^n$) and $\tilde{\rho}_u^j$ ($j \in \mathbb{Z}_1^m$) satisfying (71) are derived under a specific filter $\mathcal{C}^*(s)$ and T^* that satisfy (31) and (42), those bounds will most likely be respected *in simulations* even if we decrease the bandwidth of $\mathcal{C}^*(s)$ by $1 \sim 3$ times and/or increase T^* by $1 \sim 10$ times.

V. \mathcal{L}_1 -RG: ADAPTIVE REFERENCE GOVERNOR FOR CONSTRAINED CONTROL UNDER UNCERTAINTIES

Leveraging the uniform bounds on state and input errors guaranteed by the \mathcal{L}_1 AC, we now integrate the \mathcal{L}_1 AC and the RG introduced in Section III-B to synthesize the \mathcal{L}_1 -RG framework for simultaneously enforcing the constraints (2) and improving the tracking performance.

A. \mathcal{L}_1 -RG Design

We first make the following assumption.

Assumption 2. $\hat{\mathcal{X}}_n$ and $\hat{\mathcal{U}}_n$ defined by (12), (17) and (71) are nonempty. Furthermore, there exists a known command $v(0)$ such that

$$(v(0), x_0) \in \tilde{O}_\infty, \quad (73)$$

where \tilde{O}_∞ is defined in (26).

Remark 16. Considering (26), (73) implies $x_0 \in \hat{\mathcal{X}}_n$ and $u_n(0) = K_x x_0 + K_v v(0) \in \hat{\mathcal{U}}_n$ (since $x_n(0) = x_0$) where $\hat{\mathcal{X}}_n$ and $\hat{\mathcal{U}}_n$, according to (17), are tightened versions of \mathcal{X}_n and \mathcal{U}_n that are defined in (12). From Remark 13, with a sufficiently high bandwidth for $\mathcal{C}(s)$ and sufficiently small T , one can make \mathcal{X}_n arbitrarily close to \mathcal{X} , and make $\tilde{\mathcal{U}}$ arbitrarily close to the bound set for the true uncertainty in \mathcal{X} . Additionally, as mentioned in Remark 4, $\hat{\mathcal{X}}_n$ and $\hat{\mathcal{U}}_n$ are close to \mathcal{X}_n and \mathcal{U}_n , respectively, when T_d is small. As a result, with a sufficiently high bandwidth for $\mathcal{C}(s)$, and sufficiently small T and T_d , Assumption 2 roughly states that the initial state stays in \mathcal{X} , and the constraint set \mathcal{U} is sufficiently large to ensure enough control authority for tracking an initial reference command $v(0)$ and additionally for compensating the uncertainty in \mathcal{X} .

Under the preceding assumption, the design procedure for \mathcal{L}_1 -RG is summarized in Algorithm 2. Compared to step 2 of Algorithm 1, we additionally constrain $x_r(t)$ and $x(t)$ to stay in \mathcal{X} for all $t \geq 0$ in step 3 of Algorithm 2. Such constraints can potentially limit the size of uncertainties that need to be compensated and significantly reduce the conservatism of the proposed solution.

Algorithm 2 \mathcal{L}_1 -RG Design

Input: An continuous-time uncertain system (5) subject to Assumption 1, constraint sets \mathcal{X} and \mathcal{U} as in (2), $\mathcal{X}_0, \mathcal{V}$ (admissible set for $v(t)$), baseline control law in (3), initial parameters $A_e, \mathcal{C}(s)$ and T to define an \mathcal{L}_1 AC, γ_1, T_d and ϵ for RG design, tol

- 1: **procedure** \mathcal{L}_1 AC-DESIGNUNDERCONSTRAINTS
- 2: Compute $\|v\|_{\mathcal{L}_\infty}$ given \mathcal{V}
- 3: **while** (31a) with $\mathcal{X}_r = \Omega(\rho_r) \cap \mathcal{X}$ or (31b) with $\mathcal{X}_a = \Omega(\rho_r + \gamma_1) \cap \mathcal{X}$ does not hold with any ρ_r **do**
- 4: Increase the bandwidth of $\mathcal{C}(s)$ ▷ See Remark 8.
- 5: **end while** ▷ \mathcal{X}_r and b_{f, \mathcal{X}_r} will be computed.
- 6: Set $b_{f, \mathcal{X}_r}^{old} = b_{f, \mathcal{X}_r}$
- 7: Run DERIVESEPSTATEBND of Algorithm 1 with b_{f, \mathcal{X}_r} , and obtain $\tilde{\rho}_r^i, \rho^i$ and $\tilde{\rho}^i$ for $i \in \mathbb{Z}_1^n$
- 8: Set $\mathcal{X}_r = \{z \in \mathbb{R}^n : |z_i| \leq \tilde{\rho}_r^i\} \cap \mathcal{X}$ and update b_{f, \mathcal{X}_r}
- 9: **if** $b_{f, \mathcal{X}_r}^{old} - b_{f, \mathcal{X}_r} > \text{tol}$ **then**
- 10: Set $b_{f, \mathcal{X}_r}^{old} = b_{f, \mathcal{X}_r}$ and go to step 7
- 11: **end if**
- 12: Set $\mathcal{X}_a = \{z \in \mathbb{R}^n : |z_i| \leq \rho^i, i \in \mathbb{Z}_1^n\} \cap \mathcal{X}$
- 13: Run DERIVESEPIINPUTBND of Algorithm 1 with $\mathcal{C}(s)$ from step 5 and \mathcal{X}_r from step 8, and obtain $\rho_{u_a}^j$ and $\tilde{\rho}_{u_a}^j$ for $j \in \mathbb{Z}_1^m$
- 14: Run DECIDESAMPLETIME of Algorithm 1 with $\mathcal{C}(s)$ from step 5 and \mathcal{X}_a from step 12, and obtain T
- 15: Compute $\tilde{\mathcal{X}}$ and $\tilde{\mathcal{U}}$ with $\{\tilde{\rho}^i\}_{i \in \mathbb{Z}_1^n}$ and $\{\tilde{\rho}_{u_a}^j\}_{j \in \mathbb{Z}_1^m}$ via (71)
- 16: **end procedure**
- 17: **procedure** RG-DESIGN
- 18: Compute \mathcal{X}_n and \mathcal{U}_n with $\mathcal{X}, \mathcal{U}, \tilde{\mathcal{X}}$ and $\tilde{\mathcal{U}}$ via (12)
- 19: Formulate the nominal discrete-time model (14) with the sample time T_d
- 20: Compute $\hat{\mathcal{X}}_n$ and $\hat{\mathcal{U}}_n$ via (17) ▷ With a small T_d , one may set $\hat{\mathcal{X}}_n = \mathcal{X}_n, \hat{\mathcal{U}}_n = \mathcal{U}_n$ for practical implementation.
- 21: Compute the set \tilde{O}_∞ dependent on ϵ according to (26)
- 22: **end procedure**

Output: An \mathcal{L}_1 -RG consisting of a RG designed for the nominal system (9a) and an \mathcal{L}_1 AC to compensate for uncertainties

We are ready to state the guarantees regarding tracking performance and constraint enforcement provided by \mathcal{L}_1 -RG.

Theorem 4. Consider an uncertain system (5) subject to Assumption 1 and the state and control constraints in (2). Suppose that an \mathcal{L}_1 AC (defined by (34)–(36)) and a RG are designed by following Algorithm 2. If Assumption 2 hold, then, under the baseline control law (3) and the \mathcal{L}_1 -RG consisting of the compositional control law (4), the \mathcal{L}_1 AC and the RG for computing

the reference command $v(t)$ according to (15) and (27), we have

$$x(t) \in \text{int}(\mathcal{X}), \quad u(t) \in \text{int}(\mathcal{U}), \quad \forall t \geq 0, \quad (74)$$

$$x(t) - x_n(t) \in \text{int}(\tilde{\mathcal{X}}), \quad \forall t \geq 0, \quad (75)$$

$$y(t) - y_n(t) \in \{z \in \mathbb{R}^m : |z_i| \leq \tilde{\rho}_y^j\}, \quad \forall t \geq 0, \quad (76)$$

where $x_n(t)$ and $y_n(t)$ are the states and outputs of the nominal system (9) under the reference command input $v(t)$, and

$$\tilde{\rho}_y^j \triangleq \sum_{i=1}^n |C[j, i]| \tilde{\rho}^i, \quad \forall j \in \mathbb{Z}_1^m. \quad (77)$$

Proof. Equation (73) in Assumption 2 implies $(v(0), x_n(0)) \in \tilde{O}_\infty$ (due to $x_n(0) = x_0$), and $u_n(0) = K_x x_n(0) + K_v v(0) \in \hat{\mathcal{U}}_n$. Thus, the reference command $v(k)$ produced by (27) ensures $x_n(k) \in \hat{\mathcal{X}}_n$ and $u_n(k) \in \hat{\mathcal{U}}_n$ for all $k \in \mathbb{Z}_+$, which, due to Lemma 1, implies

$$x_n(t) \in \mathcal{X}_n, \quad u_n(t) \in \mathcal{U}_n, \quad \forall t \geq 0. \quad (78)$$

Compared to lines 2, 15 and 19 of Algorithm 1, we restrain \mathcal{X}_r and \mathcal{X}_a to be subsets of \mathcal{X} in lines 3, 8 and 12 of Algorithm 2. As a result, if (74) and

$$x_r(t) \in \mathcal{X}, \quad \forall t \geq 0, \quad (79)$$

jointly hold, condition (75) holds according to Theorem 3, while (65) holds according to Lemma 6.

We next prove (74) and (79) by contradiction. Assume (74) or (79) do not hold. The initial condition (73) implies that $x_0 \in \mathcal{X}_n \subset \text{int}(\mathcal{X})$ and $u_n(0) \in \mathcal{U}_n \subset \text{int}(\mathcal{U})$. As a result, we have $x(0) \in \mathcal{X}$, $x_r(0) \in \mathcal{X}$ and $u(0) \in \mathcal{U}$. Since $x(t)$, $x_r(t)$ and $u(t)$ are continuous, there must exist a time instant τ , such that

$$x(t) \in \text{int}(\mathcal{X}), \quad x_r(t) \in \text{int}(\mathcal{X}) \text{ and } u(t) \in \text{int}(\mathcal{U}), \quad \forall t \in [0, \tau) \quad (80a)$$

$$x(\tau) \in \text{bnd}(\mathcal{X}) \text{ or } x_r(\tau) \in \text{bnd}(\mathcal{X}) \text{ or } u(\tau) \in \text{bnd}(\mathcal{U}). \quad (80b)$$

Now consider the interval $[0, \tau]$. According to Lemma 6, due to (80) and the definitions in (71a) and (72a), we have $x_r(t) - x_n(t) \in \{z \in \mathbb{R}^n : |z_i| \leq \|\mathcal{G}_{\tilde{x}m}(s)\|_{\mathcal{L}_1} b_{f, \mathcal{X}_r}\} \subset \text{int}(\tilde{\mathcal{X}})$, which, together with (12) and (78), implies

$$x_r(t) \in \text{int}(\mathcal{X}), \quad \forall t \in [0, \tau]. \quad (81)$$

Similarly, according to Theorem 3, due to (80) and the definition in (71), we have $x(t) - x_n(t) \in \text{int}(\tilde{\mathcal{X}})$, and $u(t) - u_n(t) \in \text{int}(\tilde{\mathcal{U}})$, for any $t \in [0, \tau]$, which, together with (12) and (78), implies

$$x(t) \in \text{int}(\mathcal{X}), \quad u(t) \in \text{int}(\mathcal{U}), \quad \forall t \in [0, \tau]. \quad (82)$$

Both (81) and (82) contradict (80b), which proves (74) and (79). By applying the inference right before (82) again for $t \geq 0$, we obtain (75), which, together with $y_j(t) - y_{n,j}(t) = \sum_{i=1}^n C[j, i] (x_i(t) - x_{n,i}(t))$, leads to (76). \square

VI. SIMULATION RESULTS

We now apply \mathcal{L}_1 -RG to the longitudinal dynamics of an F-16 aircraft. The model was adapted from [26] with slight modifications to remove the actuator dynamics, in which the state vector $x(t) = [\gamma(t), q(t), \alpha(t)]^\top$ consists of the flight path angle, pitch rate and angle of attack, and the control input vector $u(t) = [\delta_e(t), \delta_f(t)]$ includes the elevator deflection and flaperon deflection. The output vector is $y(t) = [\theta(t), \gamma(t)]^\top$, where $\theta(t) = \gamma(t) + \alpha(t)$ is the pitch angle; the reference input vector is $r(t) = [\theta_c(t), \gamma_c(t)]^\top$, where θ_c and γ_c are the commanded pitch angle and flight path angle, respectively. The system is subject to state and control constraints:

$$|\alpha(t)| \leq 4 \text{ deg}, \quad |\delta_e(t)| \leq 25 \text{ deg}, \quad |\delta_f(t)| \leq 22 \text{ deg}, \quad (83)$$

TABLE II: Performance bounds obtained under different filter bandwidth and sample time T with and without (W/O) scaling

Config. Var.	$k_f = 200, T = 10^{-5}$		$k_f = 10^3, T = 10^{-7}$	
	W/O scaling	With scaling	W/O scaling	With scaling
$\gamma_1 / b_{f,\mathcal{X}_r}$	0.01 / 2.40		$2 \times 10^{-4} / 2.40$	
$[\tilde{\rho}^1, \tilde{\rho}^2, \tilde{\rho}^3]$.41[1, 1, 1]	[.015, .41, .038]	.043[1, 1, 1]	[.12, 4.3, .35] 10^{-2}
$[\tilde{\rho}_u^1, \tilde{\rho}_u^2]$	[8.15, 9.02]	[4.20, 2.85]	[2.94, 1.69]	[2.51, 1.03]

where the state constraint can also be represented as $x(t) \in \mathcal{X} \triangleq [-10^3, 10^3] \times [-10^3, 10^3] \times [-4, 4]$ following the convention in (2). Furthermore, we assume

$$\|r\|_{\mathcal{L}_\infty} \leq 10, \quad x(0) \in \mathcal{X}_0 = \Omega(0.1). \quad (84)$$

The open-loop dynamics are given by

$$\dot{x} = \begin{bmatrix} 0 & 0.0067 & 1.34 \\ 0 & -0.869 & 43.2 \\ 0 & 0.993 & -1.34 \end{bmatrix} x + \begin{bmatrix} 0.169 & 0.252 \\ -17.3 & -1.58 \\ -0.169 & -0.252 \end{bmatrix} (u + f(t, x)), \quad (85)$$

where $f(t, x) = [-0.8 \sin(0.4\pi t) - 0.1\alpha^2, 0.1 - 0.2\alpha]^\top$ is the uncertainty dependent on both time and α . The feedback and feedforward gains of the baseline controller (3) are selected to be $K_x = [3.25, 0.891, 7.12; -6.10, -0.898, -10.0]$ and $K_v = [-3.93, 0.679; 2.57, 3.53]$. Via simple calculations, we can see that $f(t, x) \in \mathcal{W} = [-2.4, 2.4] \times [-0.9, 0.9]$ when $x \in \mathcal{X}$ holds.

A. \mathcal{L}_1 -RG Design

It can be verified that given any set \mathcal{Z} , $L_{f_1, \mathcal{Z}} = 0.2 \max_{\alpha \in \mathcal{Z}_3} |\alpha|$, $L_{f_2, \mathcal{Z}} = 0.2$, $b_{f_1, \mathcal{Z}} = 0.8 + 0.1 \max_{\alpha \in \mathcal{Z}_3} \alpha^2$, $b_{f_2, \mathcal{Z}} = 0.1 + 0.2 \max_{\alpha \in \mathcal{Z}_3} |\alpha|$ satisfy Assumption 1. For design of the \mathcal{L}_1 AC in (34)–(36), we select $A_e = -10I_3$ and parameterize the filter as $\mathcal{C}(s) = \frac{k_f}{s+k_f} I_2$, where $k_f > 0$ denotes the bandwidth for both input channels. Table II lists the bounds on $x_i(t) - x_{n,i}(t)$ and $u_j(t) - u_{n,j}(t)$ theoretically computed by applying Algorithm 2 under different $\mathcal{C}(s)$ and T with and without using the scaling technique in Section IV. When applying the scaling technique, we set $T_x^i[k] = 0.01$ for each $i, k \in \mathbb{Z}_1^3$ and $k \neq i$, which satisfies (56). Several observations can be made from Table II. First, by increasing the filter bandwidth k_f and decreasing T , we are able to obtain a smaller γ_1 satisfying (42) and achieve tighter bounds for all states and inputs. In fact, if $k_f = 10^3$ and $T = 10^{-7}$, then $\tilde{\rho}_u^1, \tilde{\rho}_u^2$ are fairly close to the bounds on $f_1(t, x)$ and $f_2(t, x)$ for $x \in \mathcal{X}$, respectively, which is consistent with Remark 13. Additionally, with scaling, we could significantly reduce $\tilde{\rho}^1$ and $\tilde{\rho}^3$, the bounds on $\gamma(t) - \gamma_n(t)$ and $\alpha(t) - \alpha_n(t)$, and $\tilde{\rho}_u^1$ and $\tilde{\rho}_u^2$, the bounds on $\delta_e(t) - \delta_{e,n}(t)$ and $\delta_f(t) - \delta_{f,n}(t)$. Moreover, with T_x^3 , we can verify that the condition (63) holds with b_{f,\mathcal{X}_r} as long as $\|v\|_{\mathcal{L}_\infty} < 1.868$. As mentioned in Remark 15, the conditions (31) and (42) and the resulting bounds $\tilde{\rho}^i$ and $\tilde{\rho}_u^j$ could be conservative. As a result, a larger reference command can potentially be allowed in a practical implementation while keeping $x(t)$ to stay in \mathcal{X} , as demonstrated in the following simulations. Following Algorithm 2, we used the bounds $\tilde{\rho}^3, \tilde{\rho}_u^1$ and $\tilde{\rho}_u^2$ obtained for the case when $k_f = 200$ and $T = 10^{-5}$, to tighten the original constraints (83) and then used the tightened constraints to design the RG, for which we chose $T_d = 0.005$. Considering that T_d was small, we did not consider inter-sample constraint violations and simply set $\hat{\mathcal{X}}_n = \mathcal{X}_n$ and $\hat{\mathcal{U}}_n = \mathcal{U}_n$ instead of (17). For comparisons, we also designed a robust RG (RRG) that treats the uncertainty $f(t, x)$ as a bounded disturbance $w(t) \in \mathcal{W}$, where \mathcal{W} is introduced below (85). RRG design also uses O_∞ set (defined in (22) for RG design); however, the prediction of the output, which corresponds to $\hat{y}_c(k|v, x)$ for RG design, becomes a set-valued one taking into account all possible realizations of the disturbance $w(t)$ (see [3] for details). We additionally designed a standard RG by simply ignoring the uncertainty $f(t, x)$.

B. Simulation Results

As mentioned in Remark 15, the value of T theoretically computed according to (42) is often unnecessarily small. For the subsequent simulations, we simply adopted an estimation sample time of 1 millisecond, i.e., $T = 0.001$ s. As one can see in the subsequent simulation results, all the bounds derived in Section VI-A for $k_f = 200$ and $T = 10^{-5}$ still hold. The reference command $r(t)$ was set to be $[9, 6.5]$ deg for $t \in [0, 7.5]$ s, and $[0, 0]$ deg for $t \in [7.5, 15]$ s. The results are shown in Figs. 2–4. In terms of constraint enforcement, Fig. 3 shows that both RRG and \mathcal{L}_1 -RG successfully enforced all the constraints, while

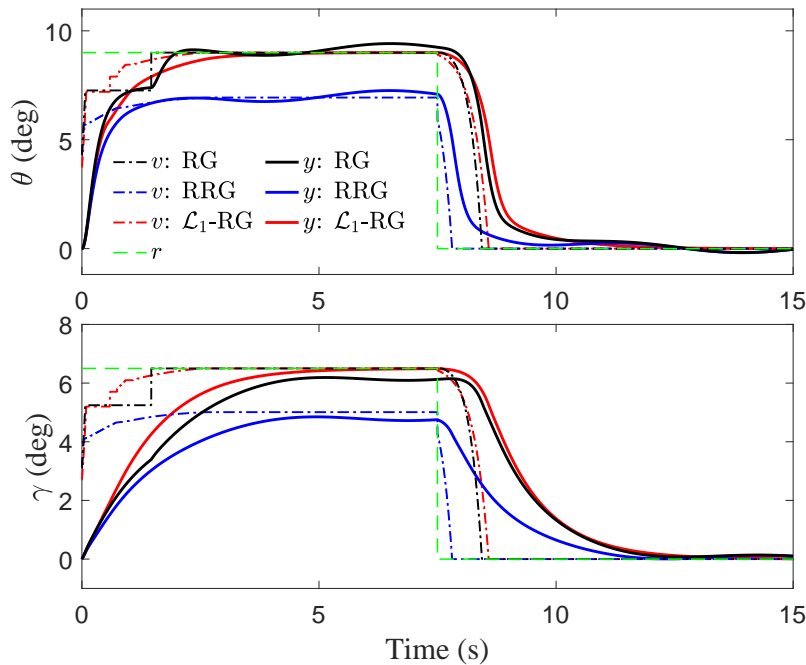


Fig. 2: Tracking performance under RG, RRG and \mathcal{L}_1 -RG

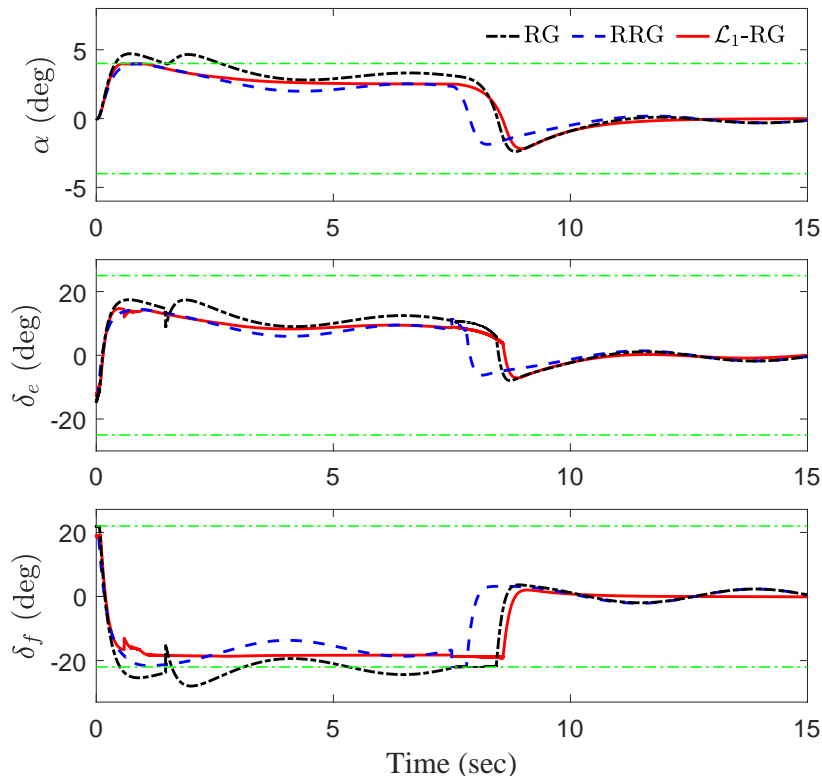


Fig. 3: Trajectories of constrained state and inputs under RG, RRG and \mathcal{L}_1 -RG. Green dash-dotted lines illustrate the constraints specified in (83).

violation of the constraints on the state $\alpha(t)$ and the input $\delta_f(t)$ happened under RG. However, from Fig. 2, one can see that the RRG was quite conservative, leading to a large difference between the modified reference and original reference commands and subsequently large tracking errors for both $\theta(t)$ and $\gamma(t)$ throughout the simulation. In comparison, the modified reference command under RG reached the original reference command, leading to better tracking performance. Finally, \mathcal{L}_1 -RG yielded

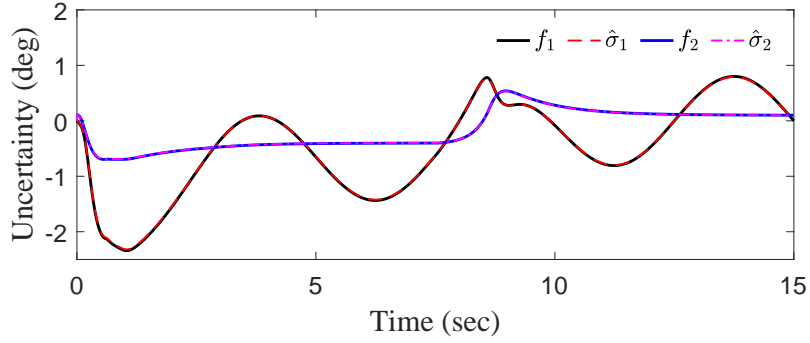


Fig. 4: Actual and estimated uncertainties under \mathcal{L}_1 -RG. The symbol f_j ($\hat{\sigma}_i$) denotes the i th element of f ($\hat{\sigma}$), for $i = 1, 2$.

the best tracking performance, driving both $\theta(t)$ and $\gamma(t)$ very close to their commanded values at steady state. While noticeable under RG and RRG, the uncertainty-induced swaying in the outputs at steady state was negligible under \mathcal{L}_1 -RG, thanks to the active compensation of the uncertainty by the \mathcal{L}_1 AC. From Fig. 4, one can see that the estimation of the uncertainty within the \mathcal{L}_1 -RG was quite accurate. We next check whether the derived uniform bounds on the errors in states, $x(t) - x_n(t)$, and

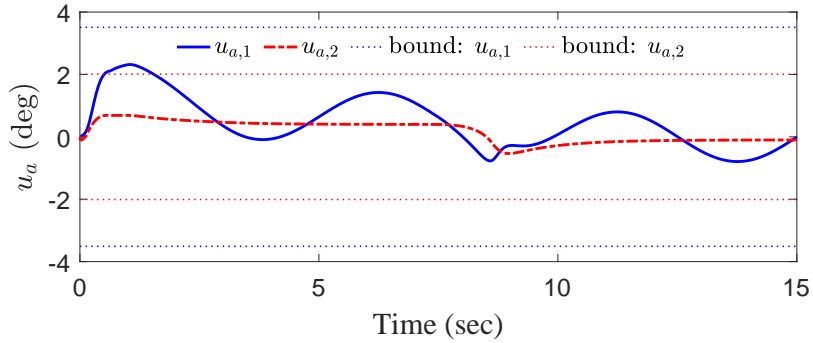


Fig. 5: Adaptive control inputs and theoretical bounds

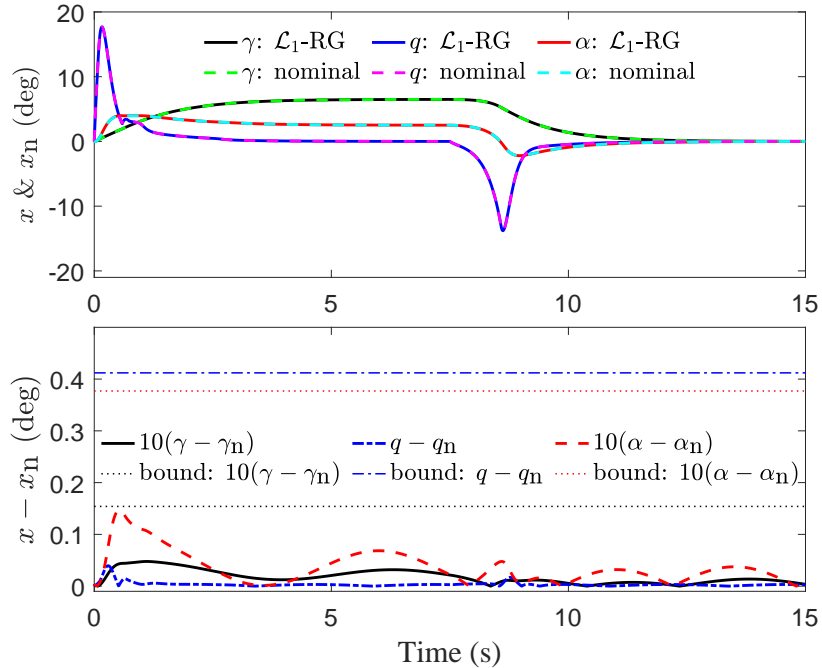


Fig. 6: Trajectories of states of the uncertain system ($x(t)$) under \mathcal{L}_1 -RG and of the nominal system ($x_n(t)$) under the same command $v(t)$ and their differences. The actual-nominal state errors and bounds for $\gamma(t)$ and α are scaled by 10 for a clear illustration.

on the adaptive inputs, $u_a(t)$, hold in the simulation. It can be seen from Fig. 5 that the bounds on both $u_{a,1}(t)$ and $u_{a,2}(t)$

were respected in the simulation and moreover are fairly tight. Figure 6 reveals that all actual states under \mathcal{L}_1 -RG were fairly close to their nominal counterparts, and moreover, the bound on $x_i(t) - x_{n,i}(t)$ for each $i \in \mathbb{Z}_1^3$ was respected. Note that $x_n(t)$ in Fig. 6 was produced by applying the same reference command $v(t)$ yielded by \mathcal{L}_1 -RG to the nominal system (9).

VII. CONCLUSION

In this paper, we developed \mathcal{L}_1 -RG, an adaptive reference governor (RG) framework, for control of linear systems with time- and state-dependent uncertainties subject to both state and input constraints. At the core of \mathcal{L}_1 -RG is an \mathcal{L}_1 adaptive controller that provides guaranteed uniform bounds on the errors between states and inputs of the uncertain system and those of a nominal (i.e., uncertainty-free) system. With such uniform error bounds for constraint tightening, a RG designed for the nominal system with tightened constraints guarantees the satisfaction of the original constraints by the actual states and inputs. Simulation results validate the efficacy and advantages of the proposed approach.

In the future, we will address unmatched uncertainties following [25], and extend the proposed framework to the nonlinear setting leveraging the results in [27], [28]. Additionally, we would like to extend the proposed solution to adaptive MPC.

REFERENCES

- [1] E. F. Camacho and C. B. Alba, *Model predictive control*. Springer Science & Business Media, 2013.
- [2] J. B. Rawlings, D. Q. Mayne, and M. M. Diehl, *Model Predictive Control: Theory, Computation, and Design, 2nd Ed.* Nob Hill Publishing, 2020.
- [3] E. Garone, S. Di Cairano, and I. Kolmanovsky, "Reference and command governors for systems with constraints: A survey on theory and applications," *Automatica*, vol. 75, pp. 306–328, 2017.
- [4] I. Kolmanovsky and E. G. Gilbert, "Theory and computation of disturbance invariant sets for discrete-time linear systems," *Mathematical Problems in Engineering*, vol. 4, no. 4, pp. 317–367, 1998.
- [5] E. C. Kerrigan, *Robust constraint satisfaction: Invariant sets and predictive control*. PhD thesis, University of Cambridge, 2001.
- [6] W. Langson, I. Chrysochoos, S. Raković, and D. Q. Mayne, "Robust model predictive control using tubes," *Automatica*, vol. 40, no. 1, pp. 125–133, 2004.
- [7] S. Rakovic, *Robust control of constrained discrete time systems: Characterization and implementation*. PhD thesis, University of London, 2005.
- [8] D. Q. Mayne, S. V. Raković, R. Findeisen, and F. Allgöwer, "Robust output feedback model predictive control of constrained linear systems," *Automatica*, vol. 42, no. 7, pp. 1217–1222, 2006.
- [9] D. Q. Mayne, E. C. Kerrigan, E. Van Wyk, and P. Falugi, "Tube-based robust nonlinear model predictive control," *International Journal of Robust and Nonlinear Control*, vol. 21, no. 11, pp. 1341–1353, 2011.
- [10] J. Köhler, R. Soloperto, M. A. Müller, and F. Allgöwer, "A computationally efficient robust model predictive control framework for uncertain nonlinear systems," *IEEE Transactions on Automatic Control*, vol. 66, no. 2, pp. 794–801, 2020.
- [11] B. T. Lopez, J.-J. E. Slotine, and J. P. How, "Dynamic tube MPC for nonlinear systems," in *Proceedings of American Control Conference*, pp. 1655–1662, 2019.
- [12] B. Kouvaritakis and M. Cannon, *Model Predictive Control: Classical, Robust and Stochastic*. Advanced Textbooks in Control and Signal Processing, Springer, London, 2015.
- [13] K. Zhang and Y. Shi, "Adaptive model predictive control for a class of constrained linear systems with parametric uncertainties," *Automatica*, vol. 117, p. 108974, 2020.
- [14] V. Adetola, D. DeHaan, and M. Guay, "Adaptive model predictive control for constrained nonlinear systems," *Systems & Control Letters*, vol. 58, no. 5, pp. 320–326, 2009.
- [15] K. Pereida, L. Brunke, and A. P. Schoellig, "Robust adaptive model predictive control for guaranteed fast and accurate stabilization in the presence of model errors," *International Journal of Robust and Nonlinear Control*, vol. 31, no. 18, pp. 8750–8784, 2021.
- [16] X. Wang, L. Yang, Y. Sun, and K. Deng, "Adaptive model predictive control of nonlinear systems with state-dependent uncertainties," *Int. J. Robust Nonlinear Control*, vol. 27, no. 17, pp. 4138–4153, 2017.
- [17] M. Bujarbaruah, S. H. Nair, and F. Borrelli, "A semi-definite programming approach to robust adaptive MPC under state dependent uncertainty," in *European Control Conference*, pp. 960–965, IEEE, 2020.
- [18] N. Hovakimyan and C. Cao, *\mathcal{L}_1 Adaptive Control Theory: Guaranteed Robustness with Fast Adaptation*. Philadelphia, PA: Society for Industrial and Applied Mathematics, 2010.
- [19] T. Polóni, U. Kalabić, K. McDonough, and I. Kolmanovsky, "Disturbance canceling control based on simple input observers with constraint enforcement for aerospace applications," in *IEEE Conference on Control Applications*, pp. 158–165, IEEE, 2014.
- [20] G. Pin, D. M. Raimondo, L. Magni, and T. Parisini, "Robust model predictive control of nonlinear systems with bounded and state-dependent uncertainties," *IEEE Transactions on Automatic Control*, vol. 54, no. 7, pp. 1681–1687, 2009.
- [21] E. G. Gilbert and K. T. Tan, "Linear systems with state and control constraints: The theory and application of maximal output admissible sets," *IEEE Transactions on Automatic Control*, vol. 36, no. 9, pp. 1008–1020, 1991.
- [22] A. Bemporad and E. Mosca, "Nonlinear predictive reference filtering for constrained tracking," in *Proceedings of European Control Conference*, pp. 1720–1725, 1995.
- [23] E. G. Gilbert, I. Kolmanovsky, and K. T. Tan, "Discrete-time reference governors and the nonlinear control of systems with state and control constraints," *International Journal of Robust and Nonlinear Control*, vol. 5, no. 5, pp. 487–504, 1995.

- [24] C. Scherer, P. Gahinet, and M. Chilali, "Multiobjective output-feedback control via LMI optimization," *IEEE Transactions on Automatic Control*, vol. 42, no. 7, pp. 896–911, 1997.
- [25] P. Zhao, S. Snyder, N. Hovakimyan, and C. Cao, "Robust adaptive control of linear parameter-varying systems with unmatched uncertainties," *arXiv:2010.04600*, 2021.
- [26] K. M. Sobel and E. Y. Shapiro, "A design methodology for pitch pointing flight control systems," *Journal of Guidance, Control, and Dynamics*, vol. 8, no. 2, pp. 181–187, 1985.
- [27] A. Lakshmanan, A. Gahlawat, and N. Hovakimyan, "Safe feedback motion planning: A contraction theory and \mathcal{L}_1 -adaptive control based approach," in *Proceedings of 59th IEEE Conference on Decision and Control (CDC)*, pp. 1578–1583, 2020.
- [28] P. Zhao, A. Lakshmanan, K. Ackerman, A. Gahlawat, M. Pavone, and N. Hovakimyan, "Tube-certified trajectory tracking for nonlinear systems with robust control contraction metrics," *IEEE Robotics and Automation Letters*, pp. 1–1, 2022.

APPENDIX

A. Proof of Lemma 1

Proof. Since the continuous-time system (9) has the same states as the discrete-time system (14) at all sampling instants, if (19) holds for (14), then we have

$$x_n(kT_d) \in \hat{\mathcal{X}}_n \subset \mathcal{X}_n, \quad u_n(kT_d) \in \hat{\mathcal{U}}_n \subset \mathcal{U}_n, \quad \forall k \in \mathbb{Z}_+, \quad (86)$$

for (9). Next we analyze the behavior of (9) between adjacent sampling instants. Towards this end, consider any $t = k^*T_d + \tau$ for some $k^* \in \mathbb{Z}_+$ and $\tau \in [0, T_d)$. From (9), we have $x_n(t) = x_n(k^*T_d + \tau) = e^{A_m \tau} x_n(k^*T_d) + \int_{k^*T_d}^{k^*T_d + \tau} e^{A_m(k^*T_d + \tau - \xi)} B_v v(\tau) d\xi = e^{A_m \tau} x_n(k^*T_d) + \int_{k^*T_d}^{k^*T_d + \tau} e^{A_m(k^*T_d + \tau - \xi)} d\xi B_v v(k^*T_d) = e^{A_m \tau} x_n(k^*T_d) + A_m^{-1} (e^{A_m \tau} - I_n) B_v v(k^*T_d)$, where the third equality is due to the fact that $v(k^*T_d + \tau) = v(k^*T_d)$ for all $\tau \in [0, T_d)$. As a result, we have $x_n(t) - x_n(k^*T_d) = x_n(k^*T_d + \tau) - x_n(k^*T_d) = (e^{A_m \tau} - I_n) (x_n(k^*T_d) + A_m^{-1} B_v v(k^*T_d))$. Thus, we have

$$\|x_n(t) - x_n(k^*T_d)\|_\infty \leq \nu(T_d), \quad (87a)$$

$$\|u_n(t) - u_n(k^*T_d)\|_\infty \leq \|K_x\|_\infty \nu(T_d), \quad (87b)$$

where $\nu(T_d)$ defined in (18), while (87b) is due to the fact that $u_n(t) - u_n(k^*T_d) = K_x (x_n(t) - x_n(k^*T_d))$. Considering (17), (86) and (87), we have $x_n(t) \in \mathcal{X}_n$ and $u_n(t) \in \mathcal{U}_n$ for all $t \geq 0$. The proof is complete. \square

B. Proof of Lemma 3

Proof. Rewriting the dynamics of the reference system in (43) in the Laplace domain yields

$$x_r(s) = \mathcal{G}_{xm}(s) \mathfrak{L}[f(t, x_r(t))] + \mathcal{H}_{xv}(s) v(s) + x_{in}(s). \quad (88)$$

Therefore, from Lemma 2, for any $\xi > 0$, we have

$$\|x_r\|_{\mathcal{L}_\infty^{[0, \xi]}} \leq \|\mathcal{G}_{xm}(s)\|_{\mathcal{L}_1} \|\eta_r\|_{\mathcal{L}_\infty^{[0, \xi]}} + \|\mathcal{H}_{xv}(s)\|_{\mathcal{L}_1} \|v\|_{\mathcal{L}_\infty} + \|x_{in}\|_{\mathcal{L}_\infty}, \quad (89)$$

where $\eta_r(t)$ is defined in (44). If (45) is not true, since $x_r(t)$ is continuous and $\|x_r(0)\|_\infty < \rho_r$, there exists a $\tau > 0$ such that

$$\|x_r(t)\|_\infty < \rho_r, \quad \forall t \in [0, \tau), \quad \text{and} \quad \|x_r(\tau)\|_\infty = \rho_r, \quad (90)$$

which implies $x_r(t) \in \Omega(\rho_r)$ for any t in $[0, \tau]$. Further considering (7b) that results from Assumption 1, we have

$$\|\eta_r\|_{\mathcal{L}_\infty^{[0, \tau]}} \leq b_{f, \Omega(\rho_r)}. \quad (91)$$

Plugging the preceding inequality into (89) leads to

$$\rho_r \leq \|\mathcal{G}_{xm}(s)\|_{\mathcal{L}_1} b_{f, \Omega(\rho_r)} + \|\mathcal{H}_{xv}(s)\|_{\mathcal{L}_1} \|v\|_{\mathcal{L}_\infty} + \rho_{in}, \quad (92)$$

which contradicts the condition (31a). Therefore, (45) is true. Equation (46) immediately follows from (45) and (43). \square

C. Proof of Lemma 4

Proof. Due to (48), we have $x(t) \in \Omega(\rho)$ for any t in $[0, \tau]$. Further considering (7b) that results from Assumption 1, we have

$$\|f(t, x(t))\|_\infty = \|\eta(t)\|_\infty \leq b_{f, \Omega(\rho)}, \quad \forall t \in [0, \tau]. \quad (93)$$

From (47), for any $0 \leq t < T$ and $i \in \mathbb{Z}_0$, we have

$$\begin{aligned} \tilde{x}(iT + t) &= e^{A_e t} \tilde{x}(iT) + \int_{iT}^{iT+t} e^{A_e(iT+t-\xi)} [B \ B^\perp] \begin{bmatrix} \hat{\sigma}_1(iT) \\ \hat{\sigma}_2(iT) \end{bmatrix} d\xi - \int_{iT}^{iT+t} e^{A_e(iT+t-\xi)} B \eta(\xi) d\xi \\ &= e^{A_e t} \tilde{x}(iT) + \int_0^t e^{A_e(t-\xi)} [B \ B^\perp] \begin{bmatrix} \hat{\sigma}_1(iT) \\ \hat{\sigma}_2(iT) \end{bmatrix} d\xi - \int_0^t e^{A_e(t-\xi)} B \eta(iT + \xi) d\xi. \end{aligned} \quad (94)$$

Considering the adaptive law (35), the preceding equality implies

$$\tilde{x}((i+1)T) = - \int_0^T e^{A_e(T-\xi)} B \eta(iT + \xi) d\xi. \quad (95)$$

Therefore, for any $i \in \mathbb{Z}_0$ with $(i+1)T \leq \tau$, we have

$$\|\tilde{x}((i+1)T)\|_\infty \leq \int_0^T \|e^{A_e(T-\xi)} B\|_\infty \|\eta(iT + \xi)\|_\infty d\xi \leq \bar{\alpha}_0(T) b_{f, \Omega(\rho)}, \quad (96)$$

where $\bar{\alpha}_0(T)$ is defined in (37a), and the last inequality is due to (93). Since $\tilde{x}(0) = 0$, we therefore have

$$\|\tilde{x}(iT)\|_\infty \leq \bar{\alpha}_0(T) b_{f, \Omega(\rho)} \leq \gamma_0(T), \quad \forall iT \leq \tau, i \in \mathbb{Z}_0. \quad (97)$$

Now consider any $t \in (0, T]$ such that $iT + t \leq \tau$ with $i \in \mathbb{Z}_0$. From (94) and the adaptive law (35), we have

$$\begin{aligned} \|\tilde{x}(iT + t)\|_\infty &\leq \|e^{A_e t}\|_\infty \|\tilde{x}(iT)\|_\infty + \int_0^t \|e^{A_e(t-\xi)} \Phi^{-1}(T) e^{A_e T}\|_\infty \|\tilde{x}(iT)\|_\infty d\xi \\ &\quad + \int_0^t \|e^{A_e(t-\xi)} B\|_\infty \|\eta(iT + \xi)\|_\infty d\xi \\ &\leq (\bar{\alpha}_1(T) + \bar{\alpha}_2(T) + 1) \bar{\alpha}_0(T) b_{f, \Omega(\rho)} = \gamma_0(T), \end{aligned} \quad (98)$$

where $\bar{\alpha}_i(T)$ ($i = 0, 1, 2$) are defined in (37a)–(37c), and the last inequality is partially due to the fact that $\int_0^t \|e^{A_e(t-\xi)} B\|_\infty d\xi \leq \int_0^T \|e^{A_e(T-\xi)} B\|_\infty d\xi = \bar{\alpha}_0(T)$. Equations (97) and (98) imply (49). \square

D. Proof of Theorem 1

Proof. We first prove (50c) and (50d) by contradiction. Assume (50c) or (50d) do not hold. Since $\|x_r(0) - x(0)\|_\infty = 0 < \gamma_1$ and $\|u_r(0) - u_a(0)\|_\infty = 0 < \gamma_2$, and $x(t)$, $u_a(t)$, $x_r(t)$ and $u_r(t)$ are all continuous, there must exist an instant τ such that

$$\|x_r(\tau) - x(\tau)\|_\infty = \gamma_1 \text{ or } \|u_r(\tau) - u(\tau)\|_\infty = \gamma_2, \quad (99)$$

while

$$\|x_r(t) - x(t)\|_\infty < \gamma_1, \quad \|u_r(t) - u(t)\|_\infty < \gamma_2, \quad \forall t \in [0, \tau]. \quad (100)$$

This implies that at least one of the following equalities hold:

$$\|x_r - x\|_{\mathcal{L}_\infty^{[0, \tau]}} = \gamma_1, \quad \|u_r - u_a\|_{\mathcal{L}_\infty^{[0, \tau]}} = \gamma_2. \quad (101)$$

Note that $\|x_r\|_{\mathcal{L}_\infty} \leq \rho_r < \rho$ according to Lemma 3 and $\|x\|_{\mathcal{L}_\infty} \leq \rho_r + \gamma_1 = \rho$ from (101). Further considering (7a) that results from Assumption 1, we have that

$$\|f(t, x_r(t)) - f(t, x(t))\|_\infty \leq L_{f, \Omega(\rho)} \|x_r - x\|_{\mathcal{L}_\infty^{[0, \tau]}}, \quad \forall t \in [0, \tau]. \quad (102)$$

The control laws in (36) and (43) indicate

$$u_r(s) - u_a(s) = -\mathcal{C}(s)\mathfrak{L}[f(t, x_r) - \hat{\sigma}_1(s)] + \mathcal{C}(s)\mathfrak{L}[f(t, x) - f(t, x_r)] + \mathcal{C}(s)(\hat{\sigma}_1(s) - \mathfrak{L}[f(t, x)]). \quad (103)$$

Equation (47) indicates that

$$\hat{\sigma}_1(s) - \mathfrak{L}[f(t, x)] = B^\dagger(sI_n - A_e)\tilde{x}(s). \quad (104)$$

Considering (5), (36) and (104), we have

$$x(s) = \mathcal{G}_{xm}(s)\mathfrak{L}[f(t, x)] + \mathcal{H}_{xv}(s)v(s) + x_{in}(s) - \mathcal{H}_{xm}(s)\mathcal{C}(s)B^\dagger(sI_n - A_e)\tilde{x}(s), \quad (105)$$

which, together with (88), implies

$$x_r(s) - x(s) = \mathcal{G}_{xm}(s)\mathfrak{L}[f(t, x_r) - f(t, x)] + \mathcal{H}_{xm}(s)\mathcal{C}(s)B^\dagger(sI_n - A_e)\tilde{x}(s). \quad (106)$$

Therefore, further considering (102) and Lemma 4, we have

$$\|x_r - x\|_{\mathcal{L}_\infty^{[0, \tau]}} \leq \|\mathcal{G}_{xm}\|_{\mathcal{L}_1} L_{f, \Omega(\rho)} \|x_r - x\|_{\mathcal{L}_\infty^{[0, \tau]}} + \|\mathcal{H}_{xm}(s)\mathcal{C}(s)B^\dagger(sI_n - A_e)\|_{\mathcal{L}_1} \gamma_0(T).$$

The preceding equation, together with (31b), leads to

$$\|x_r - x\|_{\mathcal{L}_\infty^{[0, \tau]}} \leq \frac{\|\mathcal{H}_{xm}(s)\mathcal{C}(s)B^\dagger(sI_n - A_e)\|_{\mathcal{L}_1} \gamma_0(T)}{1 - \|\mathcal{G}_{xm}\|_{\mathcal{L}_1} L_{f, \Omega(\rho)}} \gamma_0(T), \quad (107)$$

which, together with the sample time constraint (42), indicates that

$$\|x_r - x\|_{\mathcal{L}_\infty^{[0, \tau]}} < \gamma_1. \quad (108)$$

On the other hand, it follows from (102)–(104) and (108) that

$$\begin{aligned} \|u_r - u_a\|_{\mathcal{L}_\infty^{[0, \tau]}} &\leq \|\mathcal{C}(s)\|_{\mathcal{L}_1} L_{f, \Omega(\rho)} \|x_r - x\|_{\mathcal{L}_\infty^{[0, \tau]}} + \|\mathcal{C}(s)B^\dagger(sI_n - A_e)\|_{\mathcal{L}_1} \|\tilde{x}\|_{\mathcal{L}_\infty^{[0, \tau]}} \\ &< \|\mathcal{C}(s)\|_{\mathcal{L}_1} L_{f, \Omega(\rho)} \gamma_1 + \|\mathcal{C}(s)B^\dagger(sI_n - A_e)\|_{\mathcal{L}_1} \gamma_0(T). \end{aligned}$$

Further considering the definition in (40), we have

$$\|u_r - u_a\|_{\mathcal{L}_\infty^{[0, \tau]}} < \gamma_2. \quad (109)$$

Note that (108) and (109) contradict the equalities in (101), which proves (50c) and (50d). The bounds in (50a) and (50b) follow directly from (45), (46), (50c) and (50d) and the definitions of ρ and ρ_{u_a} in (32) and (41). The proof is complete. \square

E. Proof of Lemma 5

Proof. From (9a) and (43), we have

$$x_r(s) - x_n(s) = G_{xm}(s)\mathfrak{L}[f(t, x_r)] = G_{xm}(s)\mathfrak{L}[\eta_r(t)]. \quad (110)$$

According to Lemma 3, we have $x_r(t) \in \Omega(\rho_r)$ for any $t \geq 0$. Further considering (7b) that results from Assumption 1, we have $\|\eta_r\|_{\mathcal{L}_\infty} \leq b_{f, \Omega(\rho_r)}$, which, together with (110), leads to (51). \square