

Self-organized Polygon Formation Control based on Distributed Estimation

Qingkai Yang, *Member, IEEE*, Fan Xiao, Jingshuo Lyu, Bo Zhou and Hao Fang, *Member, IEEE*

Abstract—This paper studies the problem of controlling a multi-robot system to achieve a polygon formation in a self-organized manner. Different from the typical formation control strategies where robots are steered to satisfy the predefined control variables, such as pairwise distances, relative positions and bearings, the foremost idea of this paper is to achieve polygon formations by injecting control inputs randomly to a few robots (say, vertex robots) of the group, and the rest follow the simple principles of moving towards the midpoint of their two nearest neighbors in the ring graph without any external inputs. In our problem, a fleet of robots is initially distributed in the plane. The so-called vertex robots take the responsibility of determining the geometric shape of the entire formation and its overall size, while the others move so as to minimize the differences with two direct neighbors. In the first step, each vertex robot estimates the number of robots in its associated chain. Two types of control inputs that serve for the estimation are designed using the measurements from the latest and the last two time instants respectively. In the second step, the self-organized formation control law is proposed where only vertex robots receive external information. Comparisons between the two estimation strategies are carried out in terms of the convergence speed and robustness. The effectiveness of the whole control framework is further validated in both simulation and physical experiments.

Index Terms—Formation control, Distributed control, Multi-agent systems, Estimation.

I. INTRODUCTION

MULTI-ROBOT systems have attracted intensive attention in recent years. In general, the robots cooperate with each other to overcome the shortcomings of limited computational resources and local communication/sensing capabilities. The cooperative control of multi-robot systems is broadly used in search and rescue [1], transportation and construction [2], mapping and navigation [3], sensor network deployment [4], etc.

The primary goal of formation control is to drive a multi-robot system to form the prescribed geometric shape, which serves as an important module for complex tasks. In typical consensus-based formation control strategies [5]–[7], robots

are driven to achieve the desired control variables such as relative position, distance and bearing, the values of which are consistent with the prescribed formation, and thus the convergence of control variables results in the realization of formation control. However, it is required in most of the existing methods that all the desired pairwise control variables have to be set carefully before its implementation, which reduces the adaptation to the changes of tasks or the ambient environment. To overcome this problem, some of the recent research focus on altering the standard Laplacian matrix that determines the degrees of freedom with respect to the collective motion. The maneuvering technique with respect to the displacement-based formation is proposed by adding motion parameters to Laplacian matrix [8]. The complex Laplacian employed in [9] can reduce the number of informed agents. In [10], [11], it is shown that transformations including scaling, rotation and translation can be realized by only controlling the leaders. As an extension, a matrix-valued Laplacian is introduced to gain more flexibility in dynamic formation change [12]. In [13], the information of the desired formation is encoded into the stress matrix, enabling the convergence to its affine image by only controlling three leaders. These attempts are of great importance in practical applications since less priori calibrated information implies higher autonomy and intelligence of the control system. Moreover, as an alternative way to relieve the dependence on the exact knowledge of formation parameters, some estimation methods are developed to infer the system states [14], formation scaling size [15], [16], and mixed scaling and rotation variables [17], to name a few.

It has been observed that the collective behavior of swarms in nature are almost self-organized, such as the aggregation of birds and fish, and the social structure of ant colony, that is, via very simple interaction principle among neighbors, the swarms can form different patterns to adapt to environment changes. Motivated by this fact, by introducing the concept of morphology into swarms, self-organized rules and emergence behaviors are exploited on simple mobile robots to obtain a variety of spatial configurations [18]. To verify the capability of creating emergent morphologies via purely self-organizing behaviors, 300 simple robots are put into use without any self-localization [19]. Recently, it has been proved that less communication can contribute to better adaptation to changes by using the specified voter model [20]. Besides, from the perspective of microworld, gene regulatory network is utilized in [21], [22], where each robot contains two genes generating proteins to control the movement of robots. It is also reported in [23] that a group of robots can gradually generate some

This work was supported in part by the NSFC under Grants 61903035, 62133002, U1913602, 62073035, 61873033, 62088101, and in part by the Shanghai Municipal Science and Technology Major Project (2021SHZDZX0100).

Corresponding author: Hao Fang

All the authors are with the School of Automation, Beijing Institute of Technology, Beijing 100081, China. (email: fangh@bit.edu.cn)

complicated patterns such as a polygon by using the Turing diffusion-driven instability theory where two signals exchange between the swarms through a set of reaction–diffusion differential equations.

This paper focuses on the problem of self-organized deterministic polygon formation control for swarm robots with the aid of few external intervention exerted on the vertex robots. The sensing topology among the robots is cyclic, where each robot can only interact with its two direct neighbors. To make the problem tractable, we first divide the whole ring topology into virtual segments, and each vertex robot estimate the number of robots in its associated chain. The controller for estimation is activated only using local measurements. Then with the accurate estimation value, a class of relatively simple structured control law is proposed to realize the desired polygon formation. In this control framework, the vertex robots actively move to adjust the collective formation shape as well as its scaling size, playing the role of shepherd dogs when herding sheep. The others move according to their intrinsic interaction with their neighbors. A distinguishing feature of the proposed control strategy is the scalability in the sense that the desired formation is achieved by few external interventions rather than the pre-defined pairwise control variables, which allows for free robot addition and subtraction without altering the stabilized formation shape. Besides, the proposed control framework can be implemented in local coordinate frameworks.

The rest of this paper is organized as follows. In Section II, some notations and preliminary theories are given, as well as the problem to be addressed. Two classes of distributed controllers for estimation are proposed in Section III to derive the cardinality of the associated robot set. Then the formation control strategies are designed in Section IV. Finally, the simulation and experimental results are presented in Section V, followed by the conclusion in Section VI.

II. PRELIMINARIES

This section will give basic knowledge of notations, the related graph theory and the statement of the problem to be addressed.

A. Notations

Let $\mathbb{R}^{n \times m}$, \mathbb{R}^n , and \mathbb{R} denote the sets of real matrices (of dimension $n \times m$), real vectors (of dimension n) and real numbers, respectively. Denote by \mathbb{C} the set of complex numbers and $\iota = \sqrt{-1}$ represents the imaginary unit. Let $\mathbf{0}_{n \times n}$ be the matrix with all entries equal to zero and I be the identity matrix. The symbol $|\cdot|$ represents the absolute value of a real number, the magnitude of a complex number, and the determinant of a matrix, respectively. For a vector x , we use $\|x\|$ to denote its 2-norm. Given two sets A and B , the subtraction operation is indicated by $A - B$, i.e., removing the elements belong to the set B from A .

B. Graph theory

In this paper, the interaction among the networked robots is described by an undirected graph $\mathcal{G} = (\mathcal{V}, \mathcal{E}, \mathcal{A})$, where

$\mathcal{V} = \{0, 1, \dots, n-1\}$ is the node set, $\mathcal{E} \in \mathcal{V} \times \mathcal{V}$ is the edge set and $\mathcal{A} = [a_{ij}] \in \mathbb{R}^{n \times n}$ represents the binary adjacency matrix with $a_{ij} = 0$ if $(i, j) \notin \mathcal{E}$ and $a_{ij} = 1$ otherwise. The neighbor set is defined as $\mathcal{N}_i = \{j | (i, j) \in \mathcal{E}\}$. The edge $(i, j) \in \mathcal{E}$ indicates that robots i and j can sense each other. Now we introduce two kinds of undirected graphs.

- *Ring graph*: a cyclic graph where the neighbors of node i are nodes $i-1$ and $i+1 \pmod{n}$ [24].
- *Chain graph*: an connected graph that all the nodes have two neighbors except for two ending nodes who have only one neighbor.

C. Polygon formation

A *configuration* $q \in \mathbb{R}^{n \times 2}$ is a finite collection of the positions of n labeled robots, denoted by $q = [q_0, q_1, \dots, q_{n-1}]^T$. A framework (\mathcal{G}, q) is obtained by assigning a feasible configuration q to its associated graph \mathcal{G} in the Euclidean space. In a polygon formation, a robot is called the *vertex robot* if it is non-collinear with its neighbors. Assume that the abstracted polygon has m vertices, and the corresponding vertex robots are collected in the set $S = \{s_0, s_1, \dots, s_{m-1}\} \subset \mathcal{V}$. Note that the non-negative integers s_i and s_{i+1} are not necessarily consecutive. For vertex robots s_i and s_{i+1} , we define $n_i^s = s_{i+1} - s_i$ as the number of their in-between nodes. The stacked form is given by $n^s = [n_0^s, n_1^s, \dots, n_{m-1}^s]^T$. Correspondingly, the relative positions between vertex robots are concatenated in the vector $r = [r_0, r_1, \dots, r_{m-1}]^T$ with $r_i = q_{s_i} - q_{s_{i+1}}$. In this paper, the self-organized control manner means the elements of the set S may change as robots move.

D. Problem formulation

This paper focuses on the formation control of n robots modelled by single-integrator discrete-time dynamics

$$q_i(k+1) = q_i(k) + \Delta t * v_i(k), \quad (1)$$

where $q_i \in \mathbb{R}^2$ represents the position of robot i , $v_i \in \mathbb{R}^2$ is the velocity input and Δt denotes the time interval between two sampling instants. The robot team is expected to form a polygon shape with m vertices. The only injected information for the robot team is the desired relative position between vertex robots, i.e., $r^* = [r_0^*, r_1^*, \dots, r_{m-1}^*]^T$, whose component r_i^* is only available to vertex robot s_i . Except for these ‘external information’, all the robots are self-regulated via local sensing and communication. The cardinality of the set \mathcal{V} , i.e., the integer n , and the number of robots along each edge of the polygon are unknown. The communication/sensing relationship is represented by the ring graph. It can be seen from Fig. 1 that after removing the red edges incident to vertex robots, say *cutting operation*, we obtain the subgraph \mathcal{G}_e composed of m chains.

Aiming to present a comprehensive and trackable solution, we decompose the overall self-organized polygon formation control problem into two sub-problems. First, the distributed estimation problem conducted by vertex robot s_i to infer the number of robots along the chain where it stays, i.e., $s_i - s_{i-1}$. Then, the control objective is to design the distributed law for

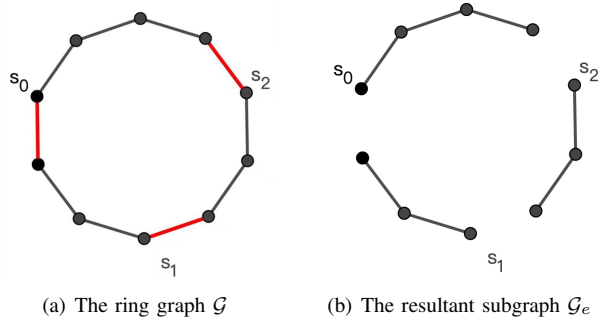


Fig. 1. The ring graph and the resultant chains after cutting operation.

each robot i using only local information to achieve the desired polygon formation, which is represented by r_i^* even though it is unknown to most of the robots.

III. DISTRIBUTED ESTIMATION

Without loss of generality, we consider the estimation problem along one specific chain with n robots, grouped in the set \mathcal{V}_C , and thus the neighbor sets are given by $\mathcal{N}_0 = \{1\}$, $\mathcal{N}_i = \{i-1, i+1\}$, $i \in \mathcal{V} - \{0, n-1\}$, $\mathcal{N}_{n-1} = \{n-2\}$. The robot $n-1$ needs to estimate the unknown integer n . Two strategies utilizing different historical data are proposed, and the rigorous theoretical analyses are also given.

A. Estimation based on the latest measurements

In this subsection, assume that only the measurements from the latest sampling instant are available. The distributed controller for activating the estimation process is designed as

$$\begin{aligned} v_0(k+1) &= 0 \\ v_i(k+1) &= \frac{\alpha}{2} (q_{i+1}(k) + q_{i-1}(k) - 2q_i(k)) \\ &\quad + \frac{v_{i+1}(k) + v_{i-1}(k)}{2}, i \in \mathcal{V}_C - \{0\} \\ v_n(k+1) &= -v_n(k) \end{aligned} \quad (2)$$

where α is a positive constant. Assume that robot 0 stays still at the origin all the time. It is worth noting that robot n is a virtual one, which means $v_n(k)$ can be regarded as an excitation signal. Under the controller (2), robots in the chain will act like a stable oscillator when the convergence is reached. Let $n' \triangleq n-1$ for simplicity. Recall that the n' th robot needs to estimate the total number of robots moving in the chain, namely the value of $n'+1$. Instead of directly estimating $n'+1$, we seek to figure out the value of n' using the states of n' th robot.

Prior to giving main result on the convergence of the closed-loop system under (2), we introduce an auxiliary variable $s \in \mathbb{R}^{2n' \times 2}$ defined by $s(k) = [q_1(k), q_2(k), \dots, q_{n'}(k), v_1(k), v_2(k), \dots, v_{n'}(k)]^T$, whose dynamics satisfy

$$s(k+1) = \underbrace{\begin{bmatrix} I & \Delta t * I \\ \alpha A_{21} & A_{22} \end{bmatrix}}_{\triangleq A} s(k) + b v_{n'+1}^T(k) \quad (3)$$

where $A_{21}, A_{22} \in \mathbb{R}^{n' \times n'}$ are given by

$$A_{21} = \begin{bmatrix} -1 & 0.5 & 0 & \cdots & 0 \\ 0.5 & -1 & 0.5 & \cdots & 0 \\ 0 & 0.5 & -1 & \cdots & 0 \\ \vdots & & & \ddots & \vdots \\ 0 & 0 & 0 & \cdots & -1 \end{bmatrix}$$

$$A_{22} = \begin{bmatrix} 0 & 0.5 & 0 & \cdots & 0 \\ 0.5 & 0 & 0.5 & \cdots & 0 \\ 0 & 0.5 & 0 & \cdots & 0 \\ \vdots & & & \ddots & \vdots \\ 0 & 0 & 0 & \cdots & 0 \end{bmatrix}$$

and $b = [0, 0, \dots, 0.5]^T \in \mathbb{R}^{2n'}$. By applying iterative process, (3) turns to be

$$\begin{aligned} s(k+1) &= A^2 s(k-1) + A b v_{n'+1}^T(k-1) + b v_{n'+1}^T(k) \\ &= A^k s(1) + \sum_{i=1}^k (A^{k-i} b v_{n'+1}^T(i)). \end{aligned} \quad (4)$$

It can be obtained from (2) that $v_{n'+1}^T(i) = (-1)^{i-1} v_{n'+1}^T(1)$. Substituting this equality into (4) yields

$$\begin{aligned} s(k+1) &= A^k s(1) + \sum_{i=1}^k (A^{k-i} b (-1)^{i-1} v_{n'+1}^T(1)) \\ &= A^k s(1) + (-1)^{k+1} \sum_{i=1}^k ((-A)^{k-i} b v_{n'+1}^T(1)). \end{aligned}$$

Theorem 1: The spectral radius of matrix A is less than 1 if the parameter α is chosen satisfying $\alpha \Delta t < \frac{1 - \cos^2(\frac{\pi}{n'+1})}{3 - \cos^2(\frac{\pi}{n'+1})}$. The proof of Theorem 1 is given in Appendix VI-A.

Under Theorem 1, there holds $\lim_{k \rightarrow \infty} A^k = 0$ and the matrix power series $\sum_k A^k$ converges. In addition, we know $\lim_{k \rightarrow \infty} \sum_{i=1}^k (-A)^{k-i} = \lim_{k \rightarrow \infty} \sum_{i=0}^{k-1} (-A)^i = [I - (-A)]^{-1} = (I + A)^{-1}$. Hence, it yields

$$\lim_{k \rightarrow \infty} s(k) = (-1)^{k+1} (I + A)^{-1} b v_{n'+1}^T(1). \quad (5)$$

In principle, from (5) the value of $\lim_{k \rightarrow \infty} s(k)$ can be figured out once the value of $(I + A)^{-1}$ is determined. However, the direct calculation of inverse matrix is of high complexity. Recall that the specific form of vector b whose elements are all 0 except for the last one. Thus the value of $(I + A)^{-1} b$ only depends on the last column of $(I + A)^{-1}$. For the sake of simplified calculation, we focus on the recursive relationship in terms of the bottom right block of matrix $(I + A)^{-1}$.

In light of A defined in (3), it follows

$$I + A = \begin{bmatrix} 2I & \Delta t * I \\ \alpha A_{21} & I + A_{22} \end{bmatrix}.$$

Let $\beta \triangleq \alpha \Delta t / 2$. Then $(I + A)^{-1}$ can be written in the following block form

$$\begin{bmatrix} 2I & \Delta t * I \\ \alpha A_{21} & I + A_{22} \end{bmatrix}^{-1} = \begin{bmatrix} * & * \\ * & (I + A_{22} - \beta A_{21})^{-1} \end{bmatrix}, \quad (6)$$

where $*$ represents some certain matrix of appropriate dimension. The invertibility of matrix $(I + A_{22} - \beta A_{21})$

is shown in Appendix VI-B. Hence it follows from (5) that $\lim_{k \rightarrow \infty} \|s(k)\|$ converges to a constant number. By recalling the fact that $\|v_{n'+1}(k+1)\| = \|v_{n'+1}(k)\|$, and $v_{n'}(k)$ comprises the stacked vector $s(k)$, one knows $\lim_{k \rightarrow \infty} \|v_{n'}(k)\|/\|v_{n'+1}(k)\|$ is also a constant real number.

In the following contents, we use $M(d)$ to represent the leading principal submatrix of order d of matrix $(I + A_{22} - \beta A_{21})$. Denote by $f(d)$ the last element in matrix $M^{-1}(d)$.

Theorem 2: Under controller (2), the value of n' can be inferred as followed:

$$n' = \frac{\ln \bar{f}(n') - \ln \bar{f}(1)}{\ln \bar{f}(2) - \ln \bar{f}(1)} + 1 \quad (7)$$

where $\bar{f}(d) = \frac{f(d) - \rho_1}{f(d) - \rho_2}$ with $\rho_{1,2} = \frac{2(1+\beta) \pm 4\sqrt{\beta}}{(1-\beta)^2}$, and $f(1)$, $f(2)$ and $f(n')$ are given by

$$f(1) = \frac{1}{1 + \beta}$$

$$f(2) = \frac{1 + \beta}{(1 + \beta)^2 - \frac{(1-\beta)^2}{4}}$$

and

$$f(n') = \lim_{k \rightarrow \infty} \frac{2\|v_{n'}(k)\|}{\|v_{n'+1}(k)\|}.$$

Proof 1: From the definition of matrix A in (3), one gets the explicit form of matrix $(I + A_{22} - \beta A_{21})$ as

$$\begin{bmatrix} 1 + \beta & \frac{1-\beta}{2} & 0 & \cdots & 0 & 0 \\ \frac{1-\beta}{2} & 1 + \beta & \frac{1-\beta}{2} & \cdots & 0 & 0 \\ 0 & \frac{1-\beta}{2} & 1 + \beta & \cdots & 0 & 0 \\ \vdots & \vdots & \vdots & \ddots & \vdots & \vdots \\ 0 & 0 & 0 & \cdots & 1 + \beta & \frac{1-\beta}{2} \\ 0 & 0 & 0 & \cdots & \frac{1-\beta}{2} & 1 + \beta \end{bmatrix}.$$

Accordingly, the leading principal submatrices with $d \in \{1, 2, n'\}$ are respectively in the form of $M(1) = 1 + \beta$, $M(2) = \begin{bmatrix} 1 + \beta & (1-\beta)/2 \\ (1-\beta)/2 & 1 + \beta \end{bmatrix}$, and $M(n') = (I + A_{22} - \beta A_{21})$. For any $1 \leq d \leq n'$, there holds

$$M(d) = \left[\begin{array}{c|c} M(d-1) & \begin{matrix} 0 \\ \vdots \\ (1-\beta)/2 \end{matrix} \\ \hline 0 & \cdots & (1-\beta)/2 & 1 + \beta \end{array} \right]$$

the inverse of which is

$$M^{-1}(d) = \begin{bmatrix} * & * \\ * & (1 + \beta - \frac{(1-\beta)^2}{4} f(d-1))^{-1} \end{bmatrix}.$$

Then $f(d)$ can be obtained in a recursive manner yielding

$$f(d) = \frac{1}{1 + \beta - \frac{(1-\beta)^2}{4} f(d-1)}. \quad (8)$$

Two roots of the characteristic equation of (8) are $\rho_{1,2} = \frac{2(1+\beta) \pm 4\sqrt{\beta}}{(1-\beta)^2}$. Recalling the definition of $\bar{f}(d)$, the general expression of the recurrence relation (8) is given by

$$\bar{f}(d) = \bar{f}(1) \left(\frac{\bar{f}(2)}{\bar{f}(1)} \right)^{d-1}. \quad (9)$$

When $d = n'$, taking the natural logarithm on both sides of (9) yields

$$n' = \frac{\ln \bar{f}(n') - \ln \bar{f}(1)}{\ln \bar{f}(2) - \ln \bar{f}(1)} + 1. \quad (10)$$

In view of (5), the absolute value of $u_{n'}$ satisfies

$$\lim_{k \rightarrow \infty} \|v_{n'}(k)\| = \frac{1}{2} f(n') \|v_{n'+1}(k)\|. \quad (11)$$

Therefore it is straightforward to get

$$f(n') = \lim_{k \rightarrow \infty} \frac{2\|v_{n'}(k)\|}{\|v_{n'+1}(k)\|}. \quad (12)$$

This completes the proof.

B. Estimation using the measurements from the last two time instant

In this subsection, under the assumption that the measurements from the last two time instants are available, the controller for estimation is designed as

$$\begin{aligned} v_0(k+1) &= 0 \\ v_i(k+1) &= \frac{\alpha}{2} (q_{i+1}(k) + q_{i-1}(k) - 2q_i(k)) \\ &\quad + \frac{v_{i+1}(k-1) + v_{i-1}(k-1)}{2}, i \in \mathcal{V}_C - \{0\} \\ v_n(k+1) &= -v_n(k). \end{aligned} \quad (13)$$

This controller is similar to (2) except that for $i \in \mathcal{V}_C - \{0\}$ it uses $v_i(k-1)$ instead of $v_i(k)$. This specific manner contributes to a analysis-friendly structure that will be illustrated below. Denote by $s_r(k) = [q_1(k), q_2(k), \dots, q_{n'}(k), v_1(k-1), v_2(k-1), \dots, v_{n'}(k-1), v_1(k), v_2(k), \dots, v_{n'}(k)]^T$. The compact form of (13) is

$$\begin{aligned} s_r(k+1) &= \begin{bmatrix} I & 0 & \Delta t * I \\ 0 & 0 & I \\ \alpha A_{21} & A_{22} & 0 \end{bmatrix} s_r(k) + b v_{n'+1}^T(k) \\ &\triangleq A_r s_r(k) + b v_{n'+1}^T(k) \end{aligned}$$

The definition of A_{21} , A_{22} and b are the same as that in Subsection III-A. Similarly, one has

$$\begin{aligned} s_r(k+1) &= A_r^k s(1) + \sum_{i=1}^k (A_r^{k-i} b v_{n'+1}^T(i)) \\ &= A_r^k s(1) + (-1)^{k+1} \sum_{i=1}^k ((-A_r)^{k-i} b v_{n'+1}^T(1)). \end{aligned}$$

Then we have another main theorem regarding the spectral property of matrix A_r .

Theorem 3: The spectral radius of A_r is less than 1 if the parameter δ is chosen such that $\delta < \frac{\epsilon}{6-\epsilon}$. The proof of Theorem 3 is given in Appendix VI-C.

Following the same operations as the previous subsection, one has

$$\lim_{k \rightarrow \infty} s_r(k) = (-1)^{k+1} (I + A_r)^{-1} b v_{n'+1}^T(1). \quad (14)$$

Theorem 4: Under controller (13), the value of n' can be obtained in the form of

$$n' = \lim_{k \rightarrow \infty} \frac{(1 - \beta) \|v_{n'}(k)\|}{\|v_{n'+1}(k)\| - (1 - \beta) \|v_{n'}(k)\|}. \quad (15)$$

Proof 2: The inverse of matrix $(I + A_r)$ is given by

$$(I + A_r)^{-1} = \begin{bmatrix} 2I & 0 & \Delta t * I \\ 0 & I & I \\ \alpha A_{21} & A_{22} & I \end{bmatrix}^{-1} \\ = \begin{bmatrix} * & * \\ * & (I - A_{22} - \beta A_{21})^{-1} \end{bmatrix}$$

where the explicit form of $I - A_{22} - \beta A_{21}$ is

$$\begin{bmatrix} 1 - \beta & (1 - \beta)/2 & \cdots & 0 & 0 \\ (1 - \beta)/2 & 1 - \beta & \cdots & 0 & 0 \\ 0 & (1 - \beta)/2 & \cdots & 0 & 0 \\ \vdots & \vdots & \ddots & \vdots & \vdots \\ 0 & 0 & \cdots & 1 - \beta & (1 - \beta)/2 \\ 0 & 0 & \cdots & (1 - \beta)/2 & 1 - \beta \end{bmatrix}.$$

To distinguish from the symbol $M(d)$ in previous subsection, we use $M_r(d)$ to denote the leading principal submatrix of order d of matrix $(I - A_{22} - \beta A_{21})$. Then its determinant can be obtained via

$$|M_r(d)| = (1 - \beta) |M_r(d - 1)| - \frac{(1 - \beta)^2}{4} |M_r(d - 2)|.$$

The general expression of $M_r(d)$ from the above recursive equation is given by

$$|M_r(d)| = \frac{n + 1}{2^n} (1 - \beta)^n.$$

Apparently, when $\beta \neq 1$, $|M_r(d)| \neq 0, \forall d \in \mathbb{N}$, implying $M_r(d)$ is invertible. Let $g(d)$ represent the last element of matrix $M_r^{-1}(d)$. Then it follows

$$M_r^{-1}(d) = \begin{bmatrix} * & * \\ * & \left(1 - \beta - \frac{(1 - \beta)^2}{4} g(d - 1)\right)^{-1} \end{bmatrix}.$$

The function $g(d)$ can be expressed as a recurrence relation

$$g(d) = \frac{1}{1 - \beta - \frac{(1 - \beta)^2}{4} g(d - 1)}$$

the explicit solution to which is given by

$$g(d) = \frac{2d}{(d + 1)(1 - \beta)}.$$

In combination with (14), as $k \rightarrow \infty$, $v_{n'}(k)$ satisfies

$$\lim_{k \rightarrow \infty} \|v_{n'}(k)\| = \frac{n'}{(n' + 1)(1 - \beta)} \|v_{n'+1}(k)\|. \quad (16)$$

Then after simple rearranging, the value of n' can be obtained as (15).

Remark 1: Note that although the two calculation manner (7) and (15) both require the iterative step k tends to infinity, in implementations and applications the value of n' can be obtained in finite time. Since the eventual estimation value of n' is a positive integer, $n'(k)$ will not be updated once $n'(k)$ enters the interval of $(-0.5, 0.5)$ around some constant value. The real value can then be obtained via rounding-off method.

IV. FORMATION CONTROL BASED ON ESTIMATION

This section will present control law for each robot based on the estimation of robot number in each chain. Given that the vertex robot s_i has the knowledge of n_{i-1}^s via estimation, the polygon formation control law is designed as

$$v_i(k + 1) = \frac{\alpha}{2} (q_{i+1}(k) + q_{i-1}(k) - 2q_i(k)) \\ + \frac{v_{i+1}(k + 1 - \sigma_k) + v_{i-1}(k + 1 - \sigma_k)}{2}, i \in \mathcal{V} - S \\ v_i(k + 1) = \alpha \left(q_{i-1}(k) - q_i(k) - \frac{r_{i-1}^*}{n_{i-1}^s} \right) \\ + v_{i-1}(k + 1 - \sigma_k), i \in S - \{s_0\} \\ v_{s_0}(k + 1) = 0 \quad (17)$$

where $\sigma_k \in \{1, 2\}$ indicates the time instants associated with the measurements used in implementation. It can be observed from (17) that the external information r_i^* only influence the vertex robots, and in-between robots are driven purely based on the movement of their direct neighbors involving no pre-defined variables.

Theorem 5:

By using the control law (17), the group robots modelled by (1) are stabilized at the desired polygon formation.

Proof 3: For the simplicity of analysis, we consider the continuous form of (17), which is written as

$$v_i = \frac{\alpha}{2} (q_{i+1} + q_{i-1} - 2q_i) + \frac{v_{i+1} + v_{i-1}}{2}, i \in \mathcal{V} - S \\ v_i = \alpha \left(q_{i-1} - q_i - \frac{r_{i-1}^*}{n_{i-1}^s} \right) + v_{i-1}, i \in S - \{s_0\} \quad (18) \\ v_{s_0} = 0$$

Define the Lyapunov function candidate V as

$$V = \frac{1}{2} \sum_{i \in \mathcal{V} - S} \|q_{i+1} + q_{i-1} - 2q_i\|^2 \\ + \frac{1}{2} \sum_{i \in S - \{s_0\}} \left\| q_{i-1} - q_i - \frac{r_{i-1}^*}{n_{i-1}^s} \right\|^2. \quad (19)$$

Taking the derivative of V with respect to t yields

$$\dot{V} = \sum_{i \in \mathcal{V} - S} (q_{i+1} + q_{i-1} - 2q_i)^T (v_{i+1} + v_{i-1} - 2v_i) \\ + \sum_{i \in S - \{s_0\}} (q_{i-1} - q_i - \frac{r_{i-1}^*}{n_{i-1}^s})^T (v_{i-1} - v_i) \\ = -\alpha \sum_{i \in \mathcal{V} - S} \|q_{i+1} + q_{i-1} - 2q_i\|^2 \\ - \alpha \sum_{i \in S - \{s_0\}} \left\| q_{i-1} - q_i - \frac{r_{i-1}^*}{n_{i-1}^s} \right\|^2. \quad (20)$$

It can be seen that $\dot{V} = -2\alpha V$, implying the exponential convergence of V to the origin. Note that the two components of V are both nonnegative. When $V = 0$, there holds

$$\begin{cases} q_{i+1} + q_{i-1} - 2q_i = 0, & \forall i \in \mathcal{V} - S \\ q_{i-1} - q_i = \frac{r_{i-1}^*}{n_{i-1}^s}, & \forall i \in S - \{s_0\} \end{cases} \quad (21)$$

The first line of (21) means the robots in-between the vertex robots are evenly distributed, and the second line indicates the vertex robots' preceding neighbors (w.r.t. the index) exactly stay at the equal division points of the neighboring vertex robots' desired displacements. These two facts together imply that the desired polygon formation is achieved.

Alternatively, this conclusion can also be illustrated via the following statements. When the system reaches its steady state, i.e., $V = 0$, we have

$$\begin{aligned} q_{s_i} - q_{s_{i-1}} &= \sum_{j=s_{i-1}+1}^{s_i} (q_j - q_{j-1}) \\ &= -n_{i-1}^s * \frac{r_{i-1}^*}{n_{i-1}^s} \\ &= -r_{i-1}^*. \end{aligned}$$

This demonstrates that the vertex robots form the skeleton of the desired formation with the rest evenly distributed along each side of the polygon.

From direct calculation, \dot{V} can also be written as

$$\begin{aligned} \dot{V} &= -\frac{1}{\alpha} \sum_{i \in \mathcal{V}-S} \|v_{i+1} + v_{i-1} - 2v_i\|^2 \\ &\quad - \frac{1}{\alpha} \sum_{i \in S - \{s_0\}} \|v_{i-1} - v_i\|^2. \end{aligned} \quad (22)$$

As the relative positions of each pair robots keep constant, the velocities of all the robots are consistent. Recalling $v_{s_0} = 0$ in (17), we know the other robots eventually become static. This completes the proof.

V. SIMULATIONS AND EXPERIMENTS

In this section, we first present the simulation results to validate the effectiveness of the two estimation strategies. Their performance in terms of the convergence speed and the sensitivity to robot group size will also be discussed. Then the simulation and experimental results are presented to give an intuitive sense on the behavior of the proposed control scheme.

A. Simulation results of estimation strategies

The simulation is conducted with 20 robots that are randomly distributed on a chain graph. The time interval between two sampling instants is set to be $\Delta t = 0.01s$ and the parameter α in different controllers are chosen to be the same as $\alpha = 0.5$.

Fig. 2 shows the evolution of estimation value using estimation strategies (7) and (15) over time, from which it can be seen the precise estimation can be achieved in finite time. Besides the effectiveness, we also test their convergence speed as the number of robots varies. This is carried out by setting the number of robots from 5 to 30, and recording the convergence time at each n . We then derive the average time after repeating the same operation five times. The results are shown in Fig. 3. It can be observed that when the group size is relatively small, the convergence speed is almost the same no matter which strategy is used. However as the size of the robot group grows, the strategy (7) renders us precise estimation in less time than

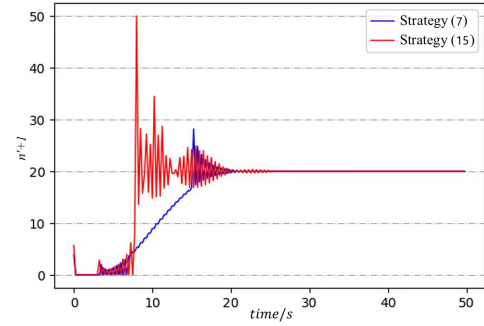


Fig. 2. Estimation value over time using (7) and (15)

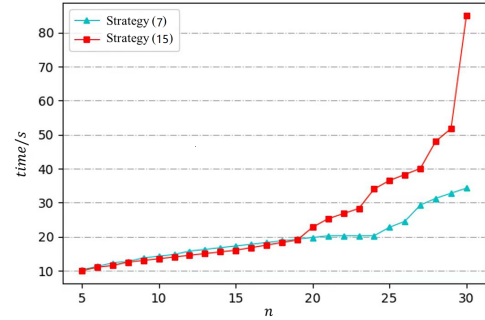


Fig. 3. Convergence time under different numbers of robots

(15). In addition, from the explicit expressions of (7) and (15), we know the precise estimation relies on both $\|v_{n'}\|$ and $\|v_{n'+1}\|$ when they reach their equilibrium. In order to show the influence of group size on estimation, we conduct another simulation by computing the change of $\|v_{n'}\|/\|v_{n'+1}\|$, which can be interpreted as the sensitivity (or somewhat robustness) w.r.t. the number of robots. The results are shown in Fig. 4, implying the strategy (7) behaves more stable than (15). It is also worth noting that irrespective of those above-mentioned properties, the relatively more concise expression of (15) generally leads to lower computation complexity.

B. Simulation of formation control

Consider a team of 16 robots whose desired formation is an octagonal. The set of vertex robots is set as $S = \{0, 2, 4, 6, 8, 10, 12, 14, 16\}$ and the corresponding relative

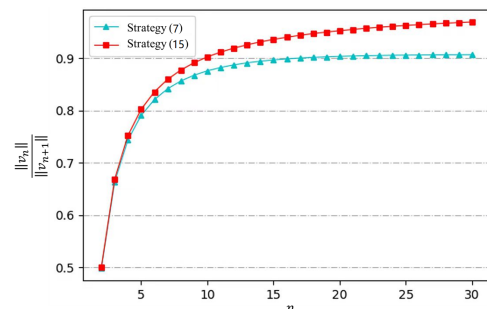


Fig. 4. Sensitivity test to the number of robots

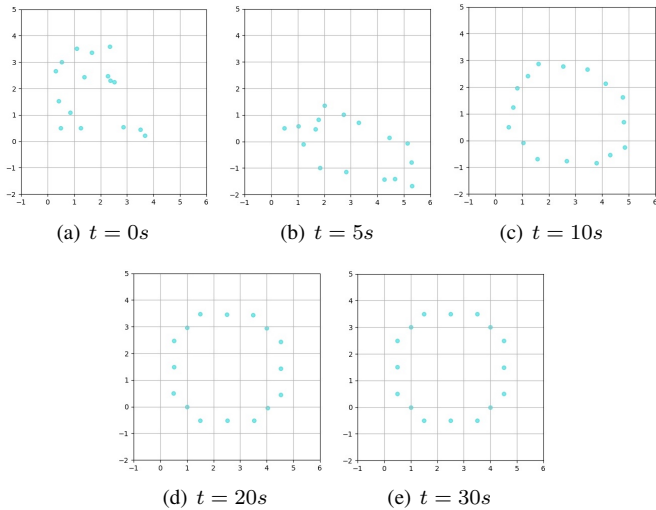


Fig. 5. The snapshots of 16 robots converging to the desired formation under the controller (17)

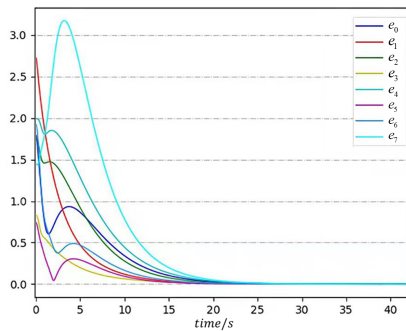


Fig. 6. The relative distance errors w.r.t. neighboring vertex robots

configuration r^* is chosen as

$$r^* = \begin{bmatrix} -2 & -1 & 1 & 2 & 2 & 1 & -1 & -2 \\ -1 & -2 & -2 & -1 & 1 & 2 & 2 & 1 \end{bmatrix}.$$

Assume that the formation control law (17) is implemented under the condition that robot s_i has obtained the real value of n_{i-1}^s via estimation. The time interval is set to be $\Delta t = 0.05s$ and the control parameter $\alpha = 0.5$. Fig. 5 shows the collective formation shape at $t = \{0, 5, 10, 20, 30\}s$. Based on the formation evolution at different time instants, it is obvious that the the desired formation is achieved from the geometric perspective. This is further validated by the convergence of relative distance errors $e_i \triangleq \|r_i - r_i^*\|, i = 1, \dots, 7$, to the origin, shown in Fig. 6. When equilibrium is attained, the robots become static and maintain the status thenceforth, which is demonstrated in Fig. 7.

C. Experiments

In this subsection, the physical experiments are carried out on the mobile platform consisting of 7 miniature unmanned aerial vehicles called Crazyflie. Two phases are involved: distributed estimation and formation control. The initial relative locations of these flying robots are shown in Fig. 8. The desired polygon formation is prescribed as a triangle

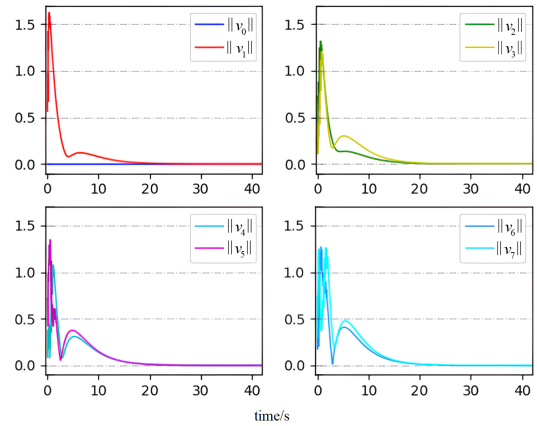


Fig. 7. The speed of each vertex robot




Fig. 8. Initial configuration of the robot team

with vertex robot set $S = \{0, 2, 5\}$. Hence three chain graphs are accordingly generated, containing 2, 3 and 2 robots respectively. In this situation, the time interval is set to be $\Delta t = 1s$ and the control parameter $\alpha = 0.1$. Fig. 9 shows the results of estimations implementing algorithms (7) and (15). It is easy to see the precise estimation can be obtained using either of them.

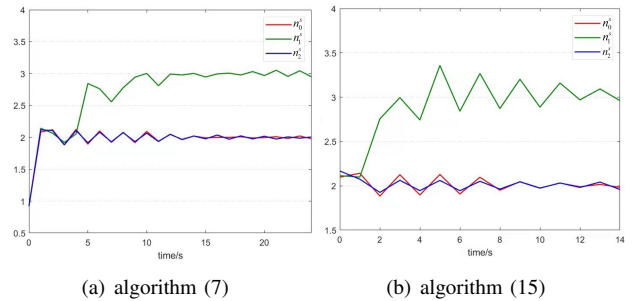


Fig. 9. Estimation of the number of robots in three chains using two different algorithms

In formation control, the relative position matrix of neighboring vertex robots is designed as

$$r^* = \begin{bmatrix} 1 & 2 & -3 \\ -2 & 2 & 0 \end{bmatrix}.$$

The parameters are chosen as $\Delta t = 0.2s$ and $\alpha = 0.3$. After implementing the control law (17), the robots are stabilized at a triangle formation shown in Fig. 10, where the in-between




Fig. 10. The stabilized formation of flying robots

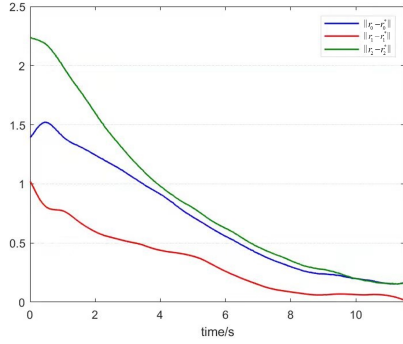


Fig. 11. The relative distance errors

robots are evenly distributed along each side. Regarding the vertex robots, their relative distance errors are shown in Fig. 11, where the convergence to the origin indicates the realization of the prescribed polygon formation shape. Together with the previous discussion on the rest robots, the effectiveness of the proposed self-organized formation control strategy is verified via physical flying robots.

VI. CONCLUSION

In this paper, we have proposed a self-organized polygon formation control framework that can realize an arbitrary polygon formation with given vertex robots. Firstly, two distributed control strategies for estimation have been designed using the measurements from the latest and the last two time instants respectively. Based on the estimation, the vertex robots can infer the number of robots in its associated chain. Then under the circumstance that only vertex robots have access to the external information, the specific formation control law has been proposed for each robot so as to enable the majority of the group robots move merely following the very simple principle, namely moving towards the centroid of the line segment formed by two direct neighbors. The proposed polygon formation strategy extricates the users from complicated pre-design of the desired relative variables globally. In addition, it is inherently superior to the consensus-based control structure due to its scalability and flexibility in the sense that the external information only relates to few robots. An interesting direction in the future is to extend the polygon formation to more general formation shapes.

APPENDIX

A. Proof of Theorem 1

The characteristic polynomial of A is

$$\begin{aligned} |\lambda I - A| &= \begin{vmatrix} (\lambda - 1)I & -\Delta t * I \\ -\alpha A_{21} & \lambda I - A_{22} \end{vmatrix} \\ &= |(\lambda - 1)(\lambda I - A_{22}) - \Delta t \alpha A_{21}|, \end{aligned}$$

where $\lambda \in \mathbb{C}$. Let $\bar{A} \triangleq (\lambda - 1)(\lambda I - A_{22}) - \Delta t \alpha A_{21}$, the explicit form of which is

$$\bar{A} = \begin{bmatrix} \lambda^2 - \lambda + \alpha \Delta t & -\frac{\lambda - 1 + \alpha \Delta t}{2} & 0 & \dots & 0 \\ -\frac{\lambda - 1 + \alpha \Delta t}{2} & \lambda^2 - \lambda + \alpha \Delta t & -\frac{\lambda - 1 + \alpha \Delta t}{2} & \dots & 0 \\ 0 & -\frac{\lambda - 1 + \alpha \Delta t}{2} & \lambda^2 - \lambda + \alpha \Delta t & \dots & 0 \\ \vdots & \vdots & \vdots & \ddots & \vdots \\ 0 & 0 & 0 & \dots & \lambda^2 - \lambda + \alpha \Delta t \end{bmatrix}_{n' \times n'}$$

To analyze the eigenvalues of matrix \bar{A} using Gershgorin's disk theorem, we introduce a transformation to equalize the radius of Gershgorin's disk with respect to each eigenvalue. Define $P = \text{diag}(p_1, p_2, \dots, p_{n'})$ with $p_i \in \mathbb{R}_{\geq 0}$. Apparently, \bar{A} is symmetric and P is invertible. Therefore, the matrix $P\bar{A}P^{-1}$ presented in (23) (on the top of next page) and the matrix A have the same eigenvalues. According to the Gershgorin's disk theorem, each eigenvalue of \bar{A} lies within at least one of the discs centered at $\lambda^2 - \lambda + \alpha \Delta t$ with radiuses $\frac{p_2}{2p_1} \cdot (\lambda - 1 + \alpha \Delta t)$, $\frac{p_1 + p_3}{2p_2} \cdot (\lambda - 1 + \alpha \Delta t)$, \dots , $\frac{p_{n'-1}}{2p_{n'}} \cdot (\lambda - 1 + \alpha \Delta t)$, respectively. The constants $p_1, p_2, \dots, p_{n'}$ are appropriately chosen such that

$$\frac{p_2}{p_1} = \frac{p_1 + p_3}{p_2} = \dots = \frac{p_{i-2} + p_i}{p_{i-1}} = \dots = \frac{p_{n'-1}}{p_{n'}}.$$

By setting $p_1 = 1$, one has

$$p_i = p_2 p_{i-1} - p_{i-2}, i \in \{3, 4, \dots, n'\}. \quad (24)$$

The solution to (24) is given by

$$p_i = \frac{\sin(i \arctan \frac{\sqrt{4-p_2^2}}{p_2})}{\sin(\arctan \frac{\sqrt{4-p_2^2}}{p_2})}.$$

Recalling that $\frac{p_{n'-1}}{p_n} = p_2$, there holds

$$\frac{\sin((n' - 1) \arctan \frac{\sqrt{4-p_2^2}}{p_2})}{\sin(n' \arctan \frac{\sqrt{4-p_2^2}}{p_2})} = p_2$$

and further $p_2 = 2 \cos(\frac{\pi}{n'+1})$. Therefore, all the eigenvalues of \bar{A} lie within the Gershgorin's disk with $\lambda^2 - \lambda + \alpha \Delta t$ being its center and $|\cos(\frac{\pi}{n'+1})(\lambda - 1 + \alpha \Delta t)|$ the radius. Since λ is the eigenvalue of A , one has $|\bar{A}| = |\lambda I - A| = 0$, which means \bar{A} has an eigenvalue 0. In such a case, the origin should be included in the Gershgorin's disk, which requires $|\lambda^2 - \lambda + \delta| \leq |\cos(\frac{\pi}{n'+1})(\lambda - 1 + \delta)|$.

To compare the radius with the distance between the center and the origin, we define an auxiliary function as

$$\psi(\lambda) = |\lambda^2 - \lambda + \delta|^2 - \cos^2(\frac{\pi}{n'+1})|\lambda - 1 + \delta|^2$$

which is the difference between the squared form. Next, we will prove that $|\lambda^2 - \lambda + \delta| \leq |\cos(\frac{\pi}{n'+1})(\lambda - 1 + \delta)|$ holds

$$P\bar{A}P^{-1} = \begin{bmatrix} \lambda^2 - \lambda + \alpha\Delta t & -\frac{p_2}{2p_1}(\lambda - 1 + \alpha\Delta t) & 0 & \dots & 0 \\ -\frac{p_1}{2p_2}(\lambda - 1 + \alpha\Delta t) & \lambda^2 - \lambda + \alpha\Delta t & -\frac{p_3}{2p_2}(\lambda - 1 + \alpha\Delta t) & \dots & 0 \\ 0 & -\frac{p_2}{2p_3}(\lambda - 1 + \alpha\Delta t) & \lambda^2 - \lambda + \alpha\Delta t & \dots & 0 \\ \vdots & \vdots & \vdots & \ddots & \vdots \\ 0 & 0 & 0 & \dots & \lambda^2 - \lambda + \alpha\Delta t \end{bmatrix}. \quad (23)$$

only when $\lambda < 1$. Now we give the proof by contradiction, that is, $\psi(\lambda) > 0$ always holds if $|\lambda| \geq 1$.

Assume that the magnitude and the argument of λ is a and θ respectively. Then λ can be written as

$$\lambda = a(\sin \theta + \iota \cos \theta), \quad (25)$$

where ι represents the imaginary quantity. Accordingly we have

$$\begin{aligned} \psi(a) &= a^4 - 2a^3 \sin \theta + 2a^2 \delta \sin^2 \theta - 2a^2 \delta \cos^2 \theta \\ &\quad - 2a\delta \sin \theta + \delta^2 + a^2 \\ &\quad + (1 - \epsilon)(a^2 + 2a \sin \theta \delta - 2a \sin \theta + \delta^2 - 2\delta + 1). \end{aligned} \quad (26)$$

We now focus on the value of function $\psi(a)$ with respect to a . If the three inequalities: $\psi(a)|_{a=1} > 0$, the first-order partial derivative $\left. \frac{\partial \psi(a)}{\partial a} \right|_{a=1} > 0$ and the second-order partial derivative $\left. \frac{\partial^2 \psi(a)}{\partial a^2} \right|_{a \geq 1} > 0$ holds, one has $\psi(a) > 0$ when $a \geq 1$. In the following part, we will respectively consider these three situations.

1) the value of $\psi(a)|_{a=1}$

$$\begin{aligned} \psi(a) &= \delta(4 \sin^2 \theta - 4 \sin \theta) + \epsilon((2 - 2 \sin \theta)(1 - \delta) + \delta^2) \\ &> \delta(4 \sin^2 \theta - 4 \sin \theta) + \epsilon((2 - 2 \sin \theta)(1 - \delta)). \end{aligned}$$

Apparently, when $\sin \theta \leq 0$, $\psi(\sin \theta + \iota \cos \theta) > 0$ always holds. when $\sin \theta > 0$,

$$\begin{aligned} \psi(a) &> \delta(4 \sin \theta - 4) + \epsilon((2 - 2 \sin \theta)(1 - \delta)) \\ &> (2 - 2 \sin \theta)(\epsilon(1 - \delta) - 2\delta). \end{aligned} \quad (27)$$

It can be obtained from (27) that when $\delta < \frac{\epsilon}{2+\epsilon}$, $\psi(\sin \theta + \iota \cos \theta) > 0$.

2) the value of $\left. \frac{\partial \psi(a)}{\partial a} \right|_{a=1}$

The first-order partial derivative of $\psi(a)$ is given by

$$\begin{aligned} \frac{\partial \psi(a)}{\partial a} &= 4a^3 - 6a^2 \sin \theta + 4a\delta(\sin^2 \theta - \cos^2 \theta) - 2\delta \sin \theta \\ &\quad + 2a - (1 - \epsilon)(2a + 2 \sin \theta \delta - 2 \sin \theta). \end{aligned}$$

When $a = 1$, one has

$$\begin{aligned} \left. \frac{\partial \psi(a)}{\partial a} \right|_{a=1} &= (4 - 8\delta \sin \theta - 4\delta)(1 - \sin \theta) \\ &\quad + 2\epsilon(1 + \sin \theta(\delta - 1)) \\ &> (4 - 12\delta)(1 - \sin \theta) \\ &\quad + 2\epsilon(1 + \sin \theta(\delta - 1)). \end{aligned}$$

Hence, if $\delta < \frac{1}{3}$, there holds $\left. \frac{\partial \psi(a)}{\partial a} \right|_{a=1} > 0$.

3) the value of $\left. \frac{\partial^2 \psi(a)}{\partial a^2} \right|_{a \geq 1}$

Under the condition that $a \geq 1$, the second-order partial derivative of $\psi(a)$ satisfies

$$\begin{aligned} \frac{\partial^2 \psi(a)}{\partial a^2} &= 12a^2 - 12a \sin \theta + 4\delta \sin^2 \theta - 4\delta \cos^2 \theta \\ &\quad + 2 - 2(1 - \epsilon) \\ &\geq 12 - 12 \sin \theta + 4\delta(\sin^2 \theta - 1) + 2\epsilon \\ &= 4(3 - \delta \sin \theta - \delta)(1 - \sin \theta) + 2\epsilon \\ &> 4(3 - 2\delta)(1 - \sin \theta) + 2\epsilon. \end{aligned}$$

It thus can be inferred from the above equation that $\frac{\partial^2 \psi(a)}{\partial a^2} > 0$ if $\delta < \frac{\epsilon}{2}$.

To sum up, when $a = |\lambda| \geq 1$ and $\delta < \frac{\epsilon}{2+\epsilon}$, the inequality $\psi(a) > 0$ always holds, which leads to the contradiction. Hence, the spectral radius of matrix A is less than 1.

B. Proof of the invertibility

The determinant of $M(d)$ is given by

$$|M(d)| = (1 + \beta)M(d-1) - \frac{(1-\beta)^2}{4}M(d-2).$$

By considering $|M(0)| = 1$, $|M(1)| = 1 + \beta$, one has

$$\begin{aligned} |M(d)| &= \underbrace{\frac{2\sqrt{\beta} + \beta + 1}{4\sqrt{\beta}} \left(\frac{1+\beta}{2} + \sqrt{\beta} \right)^d}_{\triangleq M_1} \\ &\quad + \underbrace{\frac{2\sqrt{\beta} - \beta - 1}{4\sqrt{\beta}} \left(\frac{1+\beta}{2} - \sqrt{\beta} \right)^d}_{\triangleq M_2}. \end{aligned}$$

Obviously, $|M_1| > |M_2|$ always holds when $d \geq 0$, implying $|M(d)| \neq 0, \forall d \in \mathbb{N}$. Therefore, the invertibility of matrix $(I + A_{22} - \beta A_{21})$ is proved.

C. Proof of theorem 3

The characteristic polynomial of A_r is

$$\begin{aligned} |\lambda I - A_r| &= \begin{vmatrix} (\lambda - 1)I & 0 & -\Delta t * I \\ 0 & \lambda I & -I \\ -\alpha A_{21} & -A_{22} & \lambda I \end{vmatrix} \\ &= |(\lambda^3 - \lambda^2)I - \lambda \Delta t \alpha A_{21} - (\lambda - 1)A_{22}|. \end{aligned} \quad (28)$$

Denote $\bar{A}_r = (\lambda^3 - \lambda^2)I - \lambda \Delta t \alpha A_{21} - (\lambda - 1)A_{22}$. Similar to the proof scheme of Theorem 1 in Appendix VI-A, it can be shown that all the eigenvalues of \bar{A}_r lie within the disk of radius $\cos^2(\frac{\pi}{n'+1})|\lambda - 1 + \lambda \alpha \Delta t|$ centered at $\lambda^3 - \lambda^2 + \lambda \alpha \Delta t$. Next, we will prove by contradiction that $|\lambda^3 - \lambda^2 + \lambda \alpha \Delta t| >$

$\cos^2(\frac{\pi}{n'+1})|\lambda - 1 + \lambda\alpha\Delta t|$ holds only when $|\lambda| \geq 1$. Define an auxiliary function as follows

$$\begin{aligned}\psi_r(\lambda) &= |\lambda^2 - \lambda + \alpha\Delta t|^2 - \cos^2(\frac{\pi}{n+1})|\lambda - 1 + \lambda\alpha\Delta t|^2 \\ &= |\lambda^2 - \lambda + \delta|^2 - (1 - \epsilon)|\lambda - 1 + \lambda\delta|^2 \\ &= a^4 - 2a^3 \sin \theta + 2a^2 \delta \sin^2 \theta - 2a^2 \delta \cos^2 \theta \\ &\quad - 2a\delta \sin \theta + \delta^2 + a^2 \\ &\quad - (1 - \epsilon)(a^2(1 + \delta)^2 - 2a \sin \theta \delta - 2a \sin \theta + 1)\end{aligned}\quad (29)$$

Again following the same lines of Appendix VI-A, we consider the following three situations.

1) the value of $\psi_r(a)|_{a=1}$

In such a situation, we have

$$\begin{aligned}\psi_r(\lambda) &= -4 \cos^2 \theta + \epsilon(\delta^2 + 2\delta + 2 - 2 \sin \theta - 2\delta \sin \theta) \\ &> -2\delta(2 - 2 \sin \theta)(2 + 2 \sin \theta) \\ &\quad + \epsilon(\delta + 1)(2 - 2 \sin \theta) \\ &\geq (2 - \sin \theta)(\epsilon\delta + \epsilon - 6\delta)\end{aligned}$$

It can be derived that $\psi_r(\lambda) > 0$ holds when $\delta < \frac{\epsilon}{6-\epsilon}$.

2) the value of $\frac{\partial \psi_r(a)}{\partial a}|_{a=1}$

Taking the derivative of ψ_r w.r.t. a gives

$$\begin{aligned}\frac{\partial \psi_r(\lambda)}{\partial a} &= 4a^3 - 6a^2 \sin \theta + 4a\delta \sin^2 \theta - 4a\delta \cos^2 \theta \\ &\quad - (1 - \epsilon)(2a(1 + \delta)^2 - 2 \sin \theta \delta - 2 \sin \theta) \\ &\quad - 2\delta \sin \theta + 2a.\end{aligned}$$

By letting $a = 1$, there holds

$$\begin{aligned}\frac{\partial \psi_r(\lambda)}{\partial a}\Big|_{a=1} &= 4 - 4 \sin \theta + 4\delta \sin^2 \theta - 4\delta \cos^2 \theta - 2\delta^2 \\ &\quad - 4\delta + \epsilon(2(\delta + 1)^2 - 2 \sin \theta(\delta + 1)) \\ &= (4 - 8\delta - 8\delta \sin \theta)(1 - \sin \theta) + \epsilon(2(\delta + 1)^2 \\ &\quad - 2 \sin \theta(\delta + 1)) - 2\delta^2 \\ &> (4 - 12\delta)(1 - \sin \theta) + 2\delta(\epsilon - \delta) + 2\epsilon\delta^2.\end{aligned}$$

Hence, $\frac{\partial \psi_r(\lambda)}{\partial a}\Big|_{a=1} > 0$ holds if $\delta < \min(\frac{1}{3}, \epsilon)$.

3) the value of $\frac{\partial^2 \psi_r(a)}{\partial a^2}\Big|_{a \geq 1}$

By direct calculation, one has

$$\begin{aligned}\frac{\partial^2 \psi_r(\lambda)}{\partial a^2} &= 12a^2 - 12a \sin \theta + 4\delta \sin^2 \theta - 4\delta \cos^2 \theta + 2 \\ &\quad - 2(1 - \epsilon)(1 + \delta)^2 \\ &> 4(3 - 2\delta)(1 - \sin \theta) + 2 - 2(1 - \epsilon)(1 + \delta)^2.\end{aligned}$$

Accordingly, when $\delta < \min(\frac{3}{2}, \frac{\epsilon}{1-\epsilon})$, the second-order derivative of ψ_r is always positive.

To sum up, $\psi_r(\lambda) > 0$, when $\delta < \frac{\epsilon}{6-\epsilon}, \forall a \geq 1$, which leads to the contradiction. Therefore, the spectral radius of A_r is less than 1.

REFERENCES

- [1] Y. Sun, R. Zhang, W. Liang, and C. Xu, "Multi-agent cooperative search based on reinforcement learning," in *2020 3rd International Conference on Unmanned Systems (ICUS)*, pp. 891–896, 2020.
- [2] I. Maza, F. Caballero, J. Capitan, J. R. Martinez-De-Dios, and A. Ollero, "A distributed architecture for a robotic platform with aerial sensor transportation and self-deployment capabilities," *Journal of Field Robotics*, vol. 28, no. 3, pp. 303–328, 2011.
- [3] E. Kagan, N. Shvalb, S. Hacoen, and A. Novoselsky, *Multi-Robot Systems and Swarming*, ch. 9, pp. 199–241. John Wiley and Sons, Ltd, 2019.
- [4] S. Kim, H. Oh, J. Suk, and A. Tsourdos, "Coordinated trajectory planning for efficient communication relay using multiple uavs," *Control Engineering Practice*, vol. 29, no. 19, pp. 42–49, 2014.
- [5] R. Olfati-Saber, J. A. Fax, and R. M. Murray, "Consensus and cooperation in networked multi-agent systems," *Proc. IEEE*, vol. 95, no. 1, pp. 215–233, 2007.
- [6] B. Cheng and Z. Li, "Fully distributed event-triggered protocols for linear multiagent networks," *IEEE Transactions on Automatic Control*, vol. 64, no. 4, pp. 1655–1662, 2019.
- [7] X. Dong, B. Yu, Z. Shi, and Y. Zhong, "Time-varying formation control for unmanned aerial vehicles: Theories and applications," *IEEE Transactions on Control Systems Technology*, vol. 23, no. 1, pp. 340–348, 2015.
- [8] H. G. de Marina, "Maneuvering and robustness issues in undirected displacement-consensus-based formation control," *IEEE Transactions on Automatic Control*, vol. 66, no. 7, pp. 3370–3377, 2021.
- [9] Z. Lin, L. Wang, Z. Han, and M. Fu, "Distributed formation control of multi-agent systems using complex laplacian," *IEEE Trans. Autom. Control*, vol. 59, pp. 1765–1777, 07 2014.
- [10] H. Garcia de Marina, "Distributed formation maneuver control by manipulating the complex laplacian," *Automatica*, vol. 132, p. 109813, 2021.
- [11] Z. Han, L. Wang, Z. Lin, and R. Zheng, "Formation control with size scaling via a complex laplacian-based approach," *IEEE Transactions on Cybernetics*, vol. 46, no. 10, pp. 2348–2359, 2016.
- [12] X. Li and L. Xie, "Dynamic formation control over directed networks using graphical laplacian approach," *IEEE Transactions on Automatic Control*, vol. 63, no. 11, pp. 3761–3774, 2018.
- [13] Z. Lin, L. Wang, Z. Chen, M. Fu, and Z. Han, "Necessary and sufficient graphical conditions for affine formation control," *IEEE Transactions on Automatic Control*, vol. 61, pp. 1–1, 01 2015.
- [14] B. Jiang, M. Deghat, and B. D. O. Anderson, "Simultaneous velocity and position estimation via distance-only measurements with application to multi-agent system control," *IEEE Transactions on Automatic Control*, vol. 62, no. 2, pp. 869–875, 2017.
- [15] S. Coogan and M. Arcaç, "Formation control with size scaling using relative displacement feedback," in *2012 American Control Conference (ACC)*, pp. 3877–3882, 2012.
- [16] Q. Yang, Z. Sun, M. Cao, H. Fang, and J. Chen, "Stress-matrix-based formation scaling control," *Automatica*, vol. 101, pp. 120–127, 03 2019.
- [17] Q. Yang, H. Fang, M. Cao, and J. Chen, "Planar affine formation stabilization via parameter estimations," *IEEE Transactions on Cybernetics*, pp. 1–11, 2020.
- [18] M. Mamei, M. Vasirani, and F. Zambonelli, "Experiments of morphogenesis in swarms of simple mobile robots," *Applied Artificial Intelligence*, vol. 18, pp. 903–919, 10 2004.
- [19] I. Slavkov, D. Carrillo-Zapata, N. Carranza, X. Diego, F. Jansson, J. Kaandorp, S. Hauert, and J. Sharpe, "Morphogenesis in robot swarms," *Science Robotics*, vol. 3, no. 25, 2018.
- [20] M. S. Talamali, A. Saha, J. A. R. Marshall, and A. Reina, "When less is more: Robot swarms adapt better to changes with constrained communication," *Science Robotics*, vol. 6, no. 56, 2021.
- [21] S. Zhang, X. Peng, Y. Huang, and P. Yang, "Gene regulatory networks with asymmetric information for swarm robot pattern formation," in *Proceedings of the 8th International Conference on Intelligent Robotics and Applications - Volume 9246*, ser. ICIRA 2015, p. 14–24. Berlin, Heidelberg: Springer-Verlag, 2015.
- [22] H. Oh and Y. Jin, "Evolving hierarchical gene regulatory networks for morphogenetic pattern formation of swarm robots," in *2014 IEEE Congress on Evolutionary Computation (CEC)*, pp. 776–783, 2014.
- [23] Y. Ikemoto, Y. Hasegawa, T. Fukuda, and K. Matsuda, "Gradual spatial pattern formation of homogeneous robot group," *Information Sciences*, vol. 171, pp. 431–445, 05 2005.
- [24] K. Fathian, N. R. Gans, W. Z. Krawcewicz, and D. I. Rachinskii, "Regular polygon formations with fixed size and cyclic sensing constraint," *IEEE Transactions on Automatic Control*, vol. 64, no. 12, pp. 5156–5163, 2019.