

Primary Non-QE Graphs on Six Vertices

Nobuaki Obata

Graduate School of Information Sciences

Tohoku University

Sendai 980-8579 Japan

obata@tohoku.ac.jp

Abstract A connected graph is called of non-QE class if it does not admit a quadratic embedding in a Euclidean space. A non-QE graph is called primary if it does not contain a non-QE graph as an isometrically embedded proper subgraph. The graphs on six vertices are completely classified into the classes of QE graphs, of non-QE graphs, and of primary non-QE graphs.

Key words distance matrix, quadratic embedding, quadratic embedding constant, primary non-QE graph

MSC primary:05C50 secondary:05C12 05C76

1 Introduction

A *quadratic embedding* of a (finite connected) graph $G = (V, E)$ in a Euclidean space \mathbb{R}^N is a map $\varphi : V \rightarrow \mathbb{R}^N$ satisfying

$$\|\varphi(x) - \varphi(y)\|^2 = d(x, y), \quad x, y \in V,$$

where the left-hand side is the square of the Euclidean distance between two points $\varphi(x)$ and $\varphi(y)$, and the right-hand side is the graph distance. We say that a graph G is of *QE class* or of *non-QE class* according as it admits a quadratic embedding or not. The concept of quadratic embedding (of a metric space in general) traces back to the early works of Schoenberg [25, 26] and has been discussed along with the so-called Euclidean distance geometry [1, 3, 11, 12, 14], for wider aspects see also [7, 8, 16] and references cited therein.

There are interesting questions both on graphs of QE class and on those of non-QE class. One of the important questions on non-QE graphs is to obtain a sufficiently rich list of non-QE graphs. If a graph H is isometrically embedded

in a graph G and if G is of QE class, so is H . In other words, if H is isometrically embedded in a graph G and if H is of non-QE class, so is G . Thus, upon classifying graphs of non-QE class it is important to specify a *primary* non-QE graph, that is, a non-QE graph G which does not contain a non-QE graph H as an isometrically embedded proper subgraph.

In this paper we complete the classification of graphs on six vertices, which is seen as a milestone of our new approach of the QE constant explained below. As a result, among 112 graphs on six vertices there are 3 primary non-QE graphs, 24 non-primary non-QE graphs, and 85 QE graphs. Employing the list of small connected graphs due to McKay [17], which is reproduced in Appendix C, the results are stated as follows.

Theorem 1.1. *Among 112 graphs on six vertices the primary non-QE graphs are G6-30, G6-60 and G6-84, see Figures 1 and 2.*

Theorem 1.2. *Among 112 graphs on six vertices the non-primary non-QE graphs are G6-22, G6-36, G6-40, G6-45, G6-49, G6-53, G6-54, G6-55, G6-64, G6-67, G6-71, G6-72, G6-73, G6-78, G6-85, G6-86, G6-88, G6-91, G6-94, G6-96, G6-101, G6-102, G6-103 and G6-107. Moreover, these graphs contain G5-10 or G5-17 as an isometrically embedded proper subgraph, see Figure 3.*

Theorem 1.3. *Among 112 graphs on six vertices the graphs not listed in Theorems 1.1 and 1.2 are of QE class.*

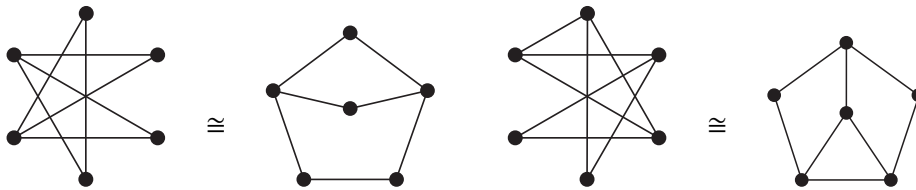


Figure 1: G6-30 (left) and G6-60 (right)

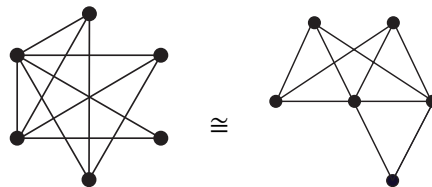


Figure 2: G6-84

We briefly mention our quantitative approach. Let $G = (V, E)$ be a graph (always assumed to be finite and connected). Let $C(V)$ be the space of \mathbb{R} -valued functions on V equipped with the canonical inner product denoted by $\langle \cdot, \cdot \rangle$. The distance matrix $D = [d(x, y)]_{x, y \in V}$ acts on $C(V)$ from the left as usual. It follows from Schoenberg's theorem [25, 26] that G is of QE class if and only if the distance matrix $D = [d(x, y)]_{x, y \in V}$ is conditionally negative definite, namely, $\langle f, Df \rangle \leq 0$ for all $f \in C(V)$ with $\langle \mathbf{1}, f \rangle = 0$, where $\mathbf{1} \in C(V)$ stands for the constant function taking value one. It is then natural to consider the conditional maximum defined by

$$\text{QEC}(G) = \max\{\langle f, Df \rangle; \langle f, f \rangle = 1, \langle \mathbf{1}, f \rangle = 0\}, \quad (1.1)$$

which is called the *quadratic embedding constant* (*QE constant* for short) of G . Apparently, the QE constant provides a criterion for a graph to be of QE class or not. In fact, a graph G on at least two vertices is of QE class if and only if $\text{QEC}(G) \leq 0$.

In the recent paper [23] we started a systematic study of the QE constant as a new quantitative invariant of a graph, where we obtained basic formulas as well as examples. Since then we have collected explicit values of the QE constants of particular graphs [10, 18, 21, 24] and formulas in relation to graph operations [15, 19]. We are also interested in classifying the finite connected graphs in terms of the QE constants [4], where we started an attempt to characterize graphs along with the increasing sequence of the QE constants of paths.

Moreover, the QE constant is interesting from the point of view of spectral analysis of distance matrices [2, 28]. In fact, $\text{QEC}(G)$ lies between the largest and the second largest eigenvalues of the distance matrix D in such a way that $\lambda_2(D) \leq \text{QEC}(G) < \lambda_1(D)$. It is an interesting open question to characterize graphs G with $\lambda_2(D) = \text{QEC}(G)$. Any transmission-regular graph, of which the distance matrix has a constant row sum by definition, has this property and also any path P_{2n} on even vertices [18]. While, the equality holds for any distance regular graph and all distance-regular graphs with $\text{QEC}(G) \leq 0$ are listed in [13].

As another interesting aspect of the QE constant we mention a relation to noncommutative harmonic analysis. The entry-wise exponential matrix of the distance matrix is called the *Q-matrix* and is defined by $Q = Q_q = [q^{d(x, y)}]_{x, y \in V}$, where $-1 \leq q \leq 1$. Let $\pi(G) \subset [-1, 1]$ be the region of q such that $Q = Q_q$ is positive definite (allowing zero eigenvalue). By the well-known general theory on positive definite kernels we know that D is conditionally negative definite if and only if $Q = Q_q$ is positive definite for all $0 \leq q \leq 1$, that is $[0, 1] \subset \pi(G)$. The last condition is essential for noncommutative harmonic analysis, first appeared in [5] in relation to the length function of a free group, and also for q -deformed spectral analysis of growing graphs [9]. Here an interesting question related to $\text{QEC}(G)$ arises to determine the positivity region $\pi(G)$. Some concrete examples are found

in [20] and the graphs G with $\pi(G) = [-1, 1]$ are recently characterized in [27].

This paper is organized as follows. In Section 2 we prepare basic notions and notations, for more details see [19, 23]. In Section 3 we mention some criteria for a graph to be of QE or of non-QE class and sieve the graphs on six vertices. In particular, we achieve Theorem 1.2 by showing that a non-primary non-QE graph on six vertices contains G5-10 or G5-17 (these are the primary non-QE graphs on five vertices) as an isometrically embedded subgraph. In Section 4 we complete the classification by calculating the QE constants of the remainders which are not judged during the previous section. Appendices A and B contain formulas for $\text{QEC}(K_n \wedge K_{m,1})$ and $\text{QEC}(K_n \setminus P_4)$, respectively. Appendix C contains the list of graphs on six vertices, which is reproduced from McKay [17].

Notation: We write ‘‘Gm-n’’ for the graph on m vertices with the item number n in the list of small connected graphs due to McKay [17]. The list of graphs on six vertices is reproduced in Appendix C.

Acknowledgements: This work is supported by JSPS Grant-in-Aid for Scientific Research No. 19H01789.

2 Quadratic Embedding of Graphs

2.1 Distance Matrices

A *graph* $G = (V, E)$ is a pair of a non-empty set V of vertices and a set E of edges, where an edge is a set of two distinct vertices in V . For $x, y \in V$ we write $x \sim y$ if $\{x, y\} \in E$. A graph is called *connected* if any pair of vertices $x, y \in V$ there exists a finite sequence of vertices $x_0, x_1, \dots, x_m \in V$ such that $x = x_0 \sim x_1 \sim \dots \sim x_m = y$. In that case the sequence of vertices is called a *walk* from x to y of length m . Unless otherwise stated, by a graph we mean a finite connected graph throughout this paper.

Let $G = (V, E)$ be a graph (assumed to be finite and connected). For $x, y \in V$ with $x \neq y$ let $d(x, y) = d_G(x, y)$ denote the length of a shortest walk connecting x and y . By definition we set $d(x, x) = 0$. Then $d(x, y)$ becomes a metric on V , which we call the *graph distance*. The *distance matrix* of G is defined by

$$D = [d(x, y)]_{x, y \in V},$$

which is a matrix with index set $V \times V$.

Let $C(V)$ be the linear space of \mathbb{R} -valued functions f on V . We always identify $f \in C(V)$ with a column vector $[f_x]_{x \in V}$ through $f_x = f(x)$. The canonical inner

product on $C(V)$ is defined

$$\langle f, g \rangle = \sum_{x \in V} f(x)g(x), \quad f, g \in C(V).$$

As usual, the distance matrix D gives rise to a linear transformation on $C(V)$ by matrix multiplication. Since D is symmetric, we have $\langle f, Dg \rangle = \langle Df, g \rangle$.

2.2 Quadratic Embedding

A *quadratic embedding* of a graph $G = (V, E)$ in a Euclidean space \mathbb{R}^N is a map $\varphi : V \rightarrow \mathbb{R}^N$ satisfying

$$\|\varphi(x) - \varphi(y)\|^2 = d(x, y), \quad x, y \in V,$$

where the left-hand side is the square of the Euclidean distance between two points $\varphi(x)$ and $\varphi(y)$. A graph G is called *of QE class* or *of non-QE class* according as it admits a quadratic embedding or not.

In general, a graph $H = (V', E')$ is called a *subgraph* of $G = (V, E)$ if $V' \subset V$ and $E' \subset E$. If both G and H are connected, they have their own graph distances. If they coincide in such a way that

$$d_H(x, y) = d_G(x, y), \quad x, y \in V',$$

we say that H is *isometrically embedded* in G . The next assertion is obvious by definition but useful.

Lemma 2.1. *Let $G = (V, E)$ and $H = (V', E')$ be graphs and assume that H is isometrically embedded in G .*

- (1) *If G is of QE class, so is H .*
- (2) *If H is of non-QE class, so is G .*

The following definition is then adequate for classifying graphs of non-QE class.

Definition 2.2. A graph of non-QE class is called *primary* if it contains no isometrically embedded proper subgraphs of non-QE class.

Recall that the *diameter* of a graph $G = (V, E)$ is defined by

$$\text{diam}(G) = \max\{d(x, y); x, y \in V\}.$$

The next result is useful, of which the proof is straightforward, see also [22].

Lemma 2.3. *Let $G = (V, E)$ be a graph and $H = (V', E')$ a subgraph.*

- (1) *If H is isometrically embedded in G , then H is an induced subgraph of G .*
- (2) *If H is an induced subgraph of G and $\text{diam}(H) \leq 2$, then H is isometrically embedded in G .*

2.3 Quadratic Embedding Constants

Let $G = (V, E)$ be a graph with $|V| \geq 2$. The *quadratic embedding constant* (QE constant for short) of G is defined by

$$\text{QEC}(G) = \max\{\langle f, Df \rangle; f \in C(V), \langle f, f \rangle = 1, \langle \mathbf{1}, f \rangle = 0\},$$

where $\mathbf{1} \in C(V)$ is defined by $\mathbf{1}(x) = 1$ for all $x \in V$.

It follows from Schoenberg [25, 26] that a graph G admits a quadratic embedding if and only if the distance matrix $D = [d(x, y)]$ is conditionally negative definite, i.e., $\langle f, Df \rangle \leq 0$ for all $f \in C(V)$ with $\langle \mathbf{1}, f \rangle = 0$. Hence a graph G is of QE class (resp. of non-QE class) if and only if $\text{QEC}(G) \leq 0$ (resp. $\text{QEC}(G) > 0$).

In order to get the value of $\text{QEC}(G)$ we have established a standard method on the basis of Lagrange's multipliers.

Proposition 2.4 ([23]). *Let D be the distance matrix of a graph G on n vertices with $n \geq 3$. Let S be the set of all stationary points (f, λ, μ) of*

$$\varphi(f, \lambda, \mu) = \langle f, Df \rangle - \lambda(\langle f, f \rangle - 1) - \mu\langle \mathbf{1}, f \rangle, \quad (2.1)$$

where $f \in C(V) \cong \mathbb{R}^n$, $\lambda \in \mathbb{R}$ and $\mu \in \mathbb{R}$. Then we have

$$\text{QEC}(G) = \max\{\lambda; (f, \lambda, \mu) \in S\}.$$

For the range of $\text{QEC}(G)$ we have the following results.

Proposition 2.5 ([4]). *For any graph G we have $\text{QEC}(G) \geq -1$ and the equality holds if and only if G is a complete graph.*

Thus, in order to determine $\text{QEC}(G)$ of a graph G which is not a complete graph, it is sufficient to seek out the stationary points of $\varphi(f, \lambda, \mu)$ with $\lambda > -1$ and then to specify the maximum of λ appearing therein.

A table of the QE constants of graphs on $n \leq 5$ vertices is available [23]. By direct observation we have the following

Theorem 2.6 ([23]). *All graphs on $n \leq 4$ vertices are of QE class. There are just two non-QE graphs on five vertices, that are G5-10 and G5-17, see Figure 3. Their QE constants are given by*

$$\text{QEC}(G5-10) = \frac{2}{5}, \quad \text{QEC}(G5-17) = \frac{4}{11 + \sqrt{161}} \approx 0.1689.$$

Moreover, both are primary non-QE graphs.

Lemma 2.7. *Let $G = (V, E)$ and $H = (V', E')$ be two graphs with $|V| \geq 2$ and $|V'| \geq 2$. If H is isometrically embedded in G , we have $\text{QEC}(H) \leq \text{QEC}(G)$.*

The proof is obvious as the distance matrix of H is a principal submatrix of the one of G , see [23]. Note that Lemma 2.1 follows by comparison of the QE constants.

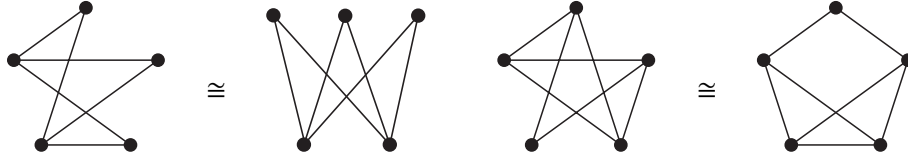


Figure 3: G5-10 (left) and G5-17 (right)

3 Connected Graphs on Six Vertices

We will classify the graphs on six vertices into the classes of QE graphs, of non-QE graphs, and of primary non-QE graphs along the following steps:

- Step 1** Sieve out all graphs which are the star products or Cartesian products of two graphs of QE class. Those graphs are of QE class.
- Step 2** Sieve out all non-primary non-QE graphs.
- Step 3** Use some special series of graphs of which the QE constants are known.
- Step 4** Sieve out all graphs which are graph joins of two regular graphs.
- Step 5** Construct explicitly quadratic embeddings from known ones of smaller graphs.
- Step 6** Remaining graphs are judged by explicit calculation of the QE constant.

3.1 Star and Cartesian Products

Let $G_1 = (V_1, E_1)$ and $G_2 = (V_2, E_2)$ be two graphs. The *Cartesian product* of G_1 and G_2 is a graph on the vertex set $V = V_1 \times V_2$ with the adjacency relation

$$(x_1, y_1) \sim (x_2, y_2) \iff x_1 = x_2, y_1 \sim y_2 \quad \text{or} \quad x_1 \sim x_2, y_1 = y_2.$$

The Cartesian product of G_1 and G_2 is denoted by $G_1 \times G_2$. Assume that V_1 and V_2 are disjoint, and choose $o_1 \in V_1$ and $o_2 \in V_2$ as distinguished vertices (or roots) of G_1 and G_2 , respectively. Then the *star product* of G_1 and G_2 with respect to o_1 and o_2 is a graph obtained by putting two graphs together at the distinguished vertices o_1 and o_2 , which are then identified. The star product depends on the choice of distinguished vertices and is denoted by $G_1 \star_{(o_1, o_2)} G_2$. For simplicity we write $G_1 \star G_2$ whenever there is no danger of confusion.

Proposition 3.1 ([23]). *If two graphs G_1 and G_2 are of QE class, so is their Cartesian product $G_1 \times G_2$.*

Proposition 3.2 ([23]). *If two graphs G_1 and G_2 are of QE class, so is their star product $G_1 \star G_2$.*

Remark 3.3. By definition any graph G admits a Cartesian product structure as $G = G \times K_1$, where K_1 is the graph consisting of a single vertex, and similarly a star product structure $G = G \star K_1$. Those trivial cases are not excluded from Propositions 3.1 and 3.2. In fact, a quadratic embedding of K_1 in a Euclidean space is trivial. However, for the QE constant we need to avoid K_1 since $\text{QEC}(K_1)$ is not defined.

Remark 3.4. It is shown [23] that $\text{QEC}(G_1 \times G_2) = 0$ for any non-trivial Cartesian product of two QE graphs G_1 and G_2 . On the other hand, it is a highly non-trivial problem to describe $\text{QEC}(G_1 \star G_2)$ in terms of $\text{QEC}(G_1)$ and $\text{QEC}(G_2)$. Some useful estimates are known, see [4, 19].

In view of the unique non-trivial factorization $6 = 2 \times 3$ we can easily specify all graphs on six vertices which admit non-trivial Cartesian product structures. It is also a simple task to check whether a graph on six vertices admits a non-trivial star product structure or not. If $G = G_1 \times G_2$ or $G = G_1 \star G_2$ is such a non-trivial product, the numbers of vertices of G_1 and G_2 are less than or equal to five. On the other hand, we know that any graph on less than or equal to five vertices are of QE class except two graphs G5-10 and G5-17. We thus collect all graphs on six vertices which are non-trivial Cartesian or star products of two QE graphs.

Remark 3.5. If $G = G_1 \star G_2$ and G_1 is one of the two graphs G5-10 and G5-17, then G_2 is necessarily $K_2 = P_2$ and G_1 is isometrically embedded in G . It then follows from Lemma 2.1 that G is of non-QE class. This case will be discussed in a more general context in Subsection 3.2.

The results are summarized in the following table. Among 112 graphs on six vertices there are 2 graphs which are non-trivial Cartesian products of two QE graphs, and 51 graphs which are non-trivial star products of two QE graphs. These two classes are mutually exclusive. Note that the six graphs G6-1~G6-6 are trees.

graphs	No.	QE/Non-QE
Cartesian products	G6-35 ($K_2 \times P_3$), G6-80 ($K_2 \times K_3$)	QE
star products of QE graphs	G6-1~18, G6-20, G6-21, G6-23~29, G6-31, G6-33, G6-34, G6-37~39, G6-41~44, G6-47, G6-48, G6-51, G6-56, G6-57, G6-62, G6-68~70, G6-74, G6-77, G6-83, G6-89, G6-98	QE

3.2 Non-Primary Non-QE Graphs

Let G be a non-QE graph on six vertices. If G is not primary, it contains a non-QE graph H as an isometrically embedded proper subgraph. Since H has five or less vertices, it is necessarily G5-10 or G5-17. Thus, any non-primary non-QE graph on six vertices is obtained by adding a vertex a to G5-10 or G5-17. Since $\text{diam}(G5-10) = \text{diam}(G5-17) = 2$, it follows from Lemma 2.3 that G5-10 or G5-17 is isometrically embedded in G whatever vertices are connected to a . In this way the non-primary non-QE graphs on six vertices are specified.

Proposition 3.6. *There are 11 graphs on six vertices containing G5-10 as an isometrically embedded subgraph, which are classified by the degree of additional vertex a .*

- deg(a) = 1: G6-22, G6-36,
- deg(a) = 2: G6-40, G6-49, G6-55,
- deg(a) = 3: G6-64, G6-72, G6-73,
- deg(a) = 4: G6-85, G6-86,
- deg(a) = 5: G6-96.

Proposition 3.7. *There are 17 graphs on six vertices containing G5-17 as an isometrically embedded subgraph, which are classified by the degree of additional vertex a .*

- deg(a) = 1: G6-45, G6-53, G6-54,
- deg(a) = 2: G6-64, G6-67, G6-71, G6-72, G6-78,
- deg(a) = 3: G6-85, G6-86, G6-88, G6-91, G6-94,
- deg(a) = 4: G6-101, G6-102, G6-103,
- deg(a) = 5: G6-107.

The above results are summarized in the following table, where G6-64, G6-72, G6-85 and G6-86 occur in both classes. As a result, the non-primary non-QE graphs on six vertices are completely specified and the proof of Theorem 1.2 is completed. It is also noteworthy that any non-QE graph on six vertices not listed here is a primary non-QE graph.

graphs	No.	QE/Non-QE
containing G5-10 as an isometrically embedded subgraph	G6-22, G6-36, G6-40, G6-49, G6-55, G6-64, G6-72, G6-73, G6-85, G6-86, G6-96	non-QE
containing G5-17 as an isometrically embedded subgraph	G6-45, G6-53, G6-54, G6-64, G6-67, G6-71, G6-72, G6-78, G6-85, G6-86, G6-88, G6-91, G6-94, G6-101, G6-102, G6-103, G6-107	non-QE

3.3 Special Series of Graphs with Known QE Constants

Proposition 3.8 ([23]). *For the complete graph K_n with $n \geq 2$ we have*

$$\text{QEC}(K_n) = -1.$$

Proposition 3.9 ([18]). *For the paths P_n with $n \geq 2$ we have*

$$\text{QEC}(P_n) = -\left(1 + \cos \frac{\pi}{n}\right)^{-1}.$$

Proposition 3.10 ([23]). *For the cycles on odd number of vertices we have*

$$\text{QEC}(C_{2n+1}) = -\left(4 \cos^2 \frac{\pi}{2n+1}\right)^{-1}, \quad n \geq 1,$$

and for those on even number of vertices we have

$$\text{QEC}(C_{2n}) = 0, \quad n \geq 2.$$

Proposition 3.11 ([22]). *For the complete multipartite graph K_{m_1, m_2, \dots, m_k} with $k \geq 2$ and $m_1 \geq m_2 \geq \dots \geq m_k \geq 1$, we have*

$$\text{QEC}(K_{m_1, m_2, \dots, m_k}) = \begin{cases} -2 + m_1, & \text{if } m_1 = m_2, \\ -2 - \alpha^*, & \text{if } m_1 > m_2, \end{cases}$$

where α^ is the minimal solution to*

$$\sum_{i=1}^k \frac{m_i}{\alpha + m_i} = 0.$$

Note that $-m_1 < \alpha^ < -m_2$.*

Finally, we also use the following new result, of which the proof and related discussion are deferred in the Appendix A.

Proposition 3.12. *For $1 \leq m \leq n$ let $K_n \wedge K_{m,1}$ be the graph obtained by putting m vertices of the complete graph K_n and the m end-vertices of the star $K_{m,1}$ together. Then we have*

$$\text{QEC}(K_n \wedge K_{m,1}) = \frac{-2n + m - 1 + \sqrt{n(n-m)(m+1)}}{n+1}.$$

It is an easy task to collect all complete multipartite graphs on six vertices together with their QE constants by Proposition 3.11. Among them there are three non-QE graphs which are not primary. On the other hand, it follows from Proposition 3.12 that

$$\text{QEC}(K_5 \wedge K_{m,1}) = \frac{-11 + m + \sqrt{5(5-m)(m+1)}}{6} < 0, \quad 1 \leq m \leq 5.$$

Hence $K_5 \wedge K_{m,1}$ are of QE class for $1 \leq m \leq 5$. Note that $K_5 \wedge K_{1,1} = K_5 \star K_2$ and $K_5 \wedge K_{5,1} = K_6$. The results in this subsection are summarized in the following table.

graphs	No.	QE/Non-QE
complete graphs	G6-112 (K_6)	QE
paths	G6-6 (P_6)	QE
cycles	G6-19 (C_6)	QE
complete multipartite graphs	G6-1 ($K_{5,1}$), G6-61 ($K_{4,1,1}$) G6-104 ($K_{3,1,1,1}$), G6-108 ($K_{2,2,2}$) G6-110 ($K_{2,2,1,1}$), G6-111 ($K_{2,1,1,1,1}$),	QE
	G6-40 ($K_{4,2}$), G6-73 ($K_{3,3}$), G6-96 ($K_{3,2,1}$),	Non-QE
$K_5 \wedge K_{m,1}$	G6-98 ($K_5 \wedge K_{1,1}$), G6-105 ($K_5 \wedge K_{2,1}$), G6-109 ($K_5 \wedge K_{3,1}$), G6-111 ($K_5 \wedge K_{4,1}$) G6-112 ($K_5 \wedge K_{5,1}$)	QE

3.4 Graph Joins of Regular Graphs

Let $G_1 = (V_1, E_1)$ and $G_2 = (V_2, E_2)$ be two graphs with disjoint vertex sets. The *graph join* of G_1 and G_2 is a graph $G = (V, E)$, where

$$V = V_1 \cup V_2, \quad E = E_1 \cup E_2 \cup \{\{x, y\}; x \in V_1, y \in V_2\},$$

and is denoted by $G = G_1 + G_2$. Note that G becomes a connected graph even if G_1 or G_2 is not connected. Quite a few graphs admit graph join structures but we have no general formula for $\text{QEC}(G_1 + G_2)$ except the case where both G_1 and G_2 are regular graphs.

Proposition 3.13 ([15]). *For $i = 1, 2$ let $G_i = (V_i, E_i)$ be a r_i -regular graph on $n_i = |V_i|$ vertices with $V_1 \cap V_2 = \emptyset$, where $r_i \geq 0$ and $n_i \geq 1$. Then we have*

$$\text{QEC}(G_1 + G_2) = -2 + \max \left\{ -\lambda_{\min}(G_1), -\lambda_{\min}(G_2), \frac{2n_1n_2 - r_1n_2 - r_2n_1}{n_1 + n_2} \right\},$$

where $\lambda_{\min}(G_i)$ is the minimal eigenvalue of the adjacency matrix of G_i .

According to the partition $6 = 1 + 5 = 2 + 4 = 3 + 3$ we can easily list the graphs on six vertices which are graph joins of two regular graphs. Their QE constants are obtained easily by the formula in Proposition 3.13 and thereby we can classify them into the classes of QE or non-QE. The results are summarized in the following table without mentioning the QE constants.

graphs	No.	QE/Non-QE
graph joins (1 + 5)	G6-112 ($K_1 + K_5$), G6-92 ($K_1 + C_5$) G6-1 ($K_1 + \bar{K}_5$)	QE
graph joins (2 + 4)	G6-112 ($K_2 + K_4$), G6-110 ($K_2 + C_4$) G6-97 ($K_2 + (K_2 \cup K_2)$), G6-61 ($K_2 + \bar{K}_4$), G6-111 ($\bar{K}_2 + K_4$), G108 ($\bar{K}_2 + C_4$)	QE
	G6-88 ($\bar{K}_2 + (K_2 \cup K_2)$), G6-40 ($\bar{K}_2 + \bar{K}_4$)	Non-QE
graph joins (3 + 3)	G6-112 ($K_3 + K_3$), G6-104 ($K_3 + \bar{K}_3$)	QE
	G6-73 ($\bar{K}_3 + \bar{K}_3$)	Non-QE

Note that the three non-QE graphs in the above table appear already in the list of non-primary non-QE graphs, see Subsection 3.2.

3.5 Explicit Construction of Quadratic Embeddings

3.5.1 Graphs with pendant edges

A graph $G = (V, E)$ is called *with a pendant edge* if there exist four distinct vertices $a, b, a', b' \in V$ satisfying

$$a \sim a' \sim b' \sim b \sim a, \quad \deg(a') = \deg(b') = 2.$$

The edge $\{a', b'\}$ is called a *pendant edge*. We first note that the induced subgraph spanned by a, b, a' and b' forms a cycle C_4 . Since this cycle is isometrically embedded in G , we have $\text{QEC}(G) \geq \text{QEC}(C_4) = 0$. On the other hand, the induced subgraph spanned by $V \setminus \{a', b'\}$, denoted by H , is also isometrically embedded in G . Hence $\text{QEC}(G) \geq \text{QEC}(H)$ and we have

$$\max\{0, \text{QEC}(H)\} \leq \text{QEC}(G). \quad (3.1)$$

Proposition 3.14 (Graph with pendant edge). *Let $G = (V, E)$ be a graph with a pendant edge $a' \sim b'$. Let H be the induced subgraph spanned by $V \setminus \{a', b'\}$. If H is of QE class, so is G and $\text{QEC}(G) = 0$.*

Proof. Let $d(x, y)$ denote the graph distance of G . As is mentioned above, $d(x, y)$ coincides with the graph distance of H . By assumption we take a quadratic embedding of H , say, $\varphi : V \setminus \{a', b'\} \rightarrow \mathbb{R}^N$. Then we have

$$\|\varphi(x) - \varphi(y)\|^2 = d(x, y), \quad x, y \in V \setminus \{a', b'\}.$$

In view of the natural inclusion $\mathbb{R}^N \subset \mathbb{R}^{N+1}$, we define a map $\tilde{\varphi} : V \rightarrow \mathbb{R}^{N+1}$ by

$$\tilde{\varphi}(x) = \begin{cases} (\varphi(x), 0), & x \neq a', b', \\ (\varphi(a), 1), & x = a', \\ (\varphi(b), 1), & x = b'. \end{cases} \quad (3.2)$$

We will prove that $\tilde{\varphi}$ gives rise to a quadratic embedding of G by showing that

$$\|\tilde{\varphi}(x) - \tilde{\varphi}(y)\|^2 = d(x, y), \quad x, y \in V. \quad (3.3)$$

In fact, for $x, y \in V \setminus \{a', b'\}$ we see from (3.2) that

$$d(x, y) = \|\varphi(x) - \varphi(y)\|^2 = \|\tilde{\varphi}(x) - \tilde{\varphi}(y)\|^2.$$

For $x \in V$ and $y = a'$ we have

$$d(x, a') = d(x, a) + 1 \quad (3.4)$$

and

$$\|\tilde{\varphi}(x) - \tilde{\varphi}(a')\|^2 = \|\varphi(x) - \varphi(a)\|^2 + 1^2. \quad (3.5)$$

Since $x, a \in V \setminus \{a', b'\}$ we have $d(x, a) = \|\varphi(x) - \varphi(a)\|^2$, combining (3.4) and (3.5) we come to

$$d(x, a') = d(x, a) + 1 = \|\varphi(x) - \varphi(a)\|^2 + 1^2 = \|\tilde{\varphi}(x) - \tilde{\varphi}(a')\|^2.$$

Similarly, (3.3) is shown to be valid for $x \in V, y = b'$ and $x = a', y = b'$. Thus, $\tilde{\varphi}$ is a quadratic embedding of G and $\text{QEC}(G) \leq 0$. Finally, applying (3.1), we conclude that $\text{QEC}(G) = 0$. \square

Among the graphs on six vertices the graphs with pendant edges are easily specified. They are G6-15, G6-18, G6-26, G6-34, G6-35, G6-46, G6-52 and G6-75. Those graphs are of QE class since all graphs on four vertices are of QE class.

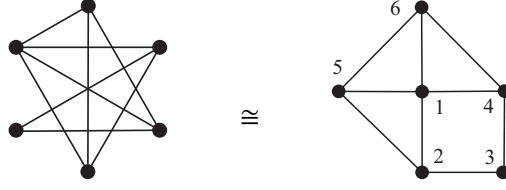


Figure 4: G6-79

3.5.2 Extension of a quadratic embedding of a smaller graph

Let G be a graph on six vertices and H an induced subgraph of G which is isometrically embedded in G . Assume that H is of QE class and given explicitly a quadratic embedding in a Euclidean space. Then we may seek a quadratic embedding of G by extending the given one. This strategy works well particularly when H contains a cycle C_4 as a (not necessarily induced) subgraph. Taking G6-79 as an example, we will illustrate the procedure.

Let G be the graph G6-79 realized on $V = \{1, 2, \dots, 6\}$ as in Figure 4. The induced subgraph H spanned by $\{1, 2, 3, 4\}$ is C_4 and isometrically embedded in G . Let e_1, e_2, \dots be mutually orthogonal unit vectors in a Euclidean space of sufficiently high dimension. We note first that a quadratic embedding of H is given explicitly by

$$\varphi(1) = \mathbf{0}, \quad \varphi(2) = e_1, \quad \varphi(3) = e_1 + e_2, \quad \varphi(4) = e_2.$$

For a quadratic embedding of G it is sufficient to find two vectors in the Euclidean space corresponding to the vertices 5 and 6, which are denoted by \mathbf{x} and \mathbf{y} , respectively. Then the conditions on \mathbf{x} and \mathbf{y} are written down easily.

$$\|\mathbf{x} - \varphi(1)\|^2 = \|\mathbf{x} - \varphi(2)\|^2 = 1, \quad \|\mathbf{x} - \varphi(3)\|^2 = \|\mathbf{x} - \varphi(4)\|^2 = 2, \quad (3.6)$$

$$\|\mathbf{y} - \varphi(1)\|^2 = \|\mathbf{y} - \varphi(4)\|^2 = 1, \quad \|\mathbf{y} - \varphi(2)\|^2 = \|\mathbf{y} - \varphi(3)\|^2 = 2, \quad (3.7)$$

$$\|\mathbf{x} - \mathbf{y}\|^2 = 1 \quad (3.8)$$

It follows easily from (3.6) that

$$\langle \mathbf{x}, e_1 \rangle = \frac{1}{2}, \quad \langle \mathbf{x}, e_2 \rangle = 0.$$

Then we set

$$\mathbf{x} = \langle \mathbf{x}, e_1 \rangle e_1 + \langle \mathbf{x}, e_2 \rangle e_2 + \mathbf{x}' = \frac{1}{2} e_1 + \mathbf{x}', \quad (3.9)$$

where

$$\langle \mathbf{x}', e_1 \rangle = \langle \mathbf{x}', e_2 \rangle = 0, \quad \frac{1}{4} + \|\mathbf{x}'\|^2 = 1. \quad (3.10)$$

Similarly, we have

$$\mathbf{y} = \frac{1}{2} \mathbf{e}_2 + \mathbf{y}', \quad (3.11)$$

and

$$\langle \mathbf{y}', \mathbf{e}_1 \rangle = \langle \mathbf{y}', \mathbf{e}_2 \rangle = 0, \quad \frac{1}{4} + \|\mathbf{y}'\|^2 = 1. \quad (3.12)$$

Inserting (3.9) and (3.11) into (3.8), we obtain

$$\langle \mathbf{x}', \mathbf{y}' \rangle = \frac{1}{2}. \quad (3.13)$$

We then see that two vectors \mathbf{x}' and \mathbf{y}' satisfying (3.10), (3.12) and (3.13) certainly exist since

$$-1 \leq \frac{\langle \mathbf{x}', \mathbf{y}' \rangle}{\|\mathbf{x}'\| \cdot \|\mathbf{y}'\|} = \frac{2}{3} \leq 1.$$

With such \mathbf{x}' and \mathbf{y}' we define \mathbf{x} and \mathbf{y} by (3.9) and (3.11), respectively. Then the quadratic embedding φ of H is extended to G by setting $\varphi(5) = \mathbf{x}$ and $\varphi(6) = \mathbf{y}$.

The argument in this subsection is applied to the graphs mentioned in the following table, of which the details are omitted.

graphs	No.	QE/Non-QE
with pendant edges	G6-15, G6-18, G6-26, G6-34, G6-35, G6-46, G6-52, G6-75	QE
with an explicit quadratic embedding	G6-50, G6-58, G6-63, G6-65, G6-76, G6-79, G6-81, G6-82, G6-87, G6-90, G6-93, G6-95, G6-99, G6-100	QE

4 Completion of Classification

4.1 Calculating QE Constants

During the last section we have examined 105 graphs on six vertices and seven graphs remain for checking, which are G6-30, G6-32, G6-59, G6-60, G6-66, G6-84 and G6-106, see Figures 5–8.

The QE constants are calculated in a standard manner (Proposition 2.4). For G6-30, G6-59 and G6-66 the calculation is reduced to a quadratic equation and

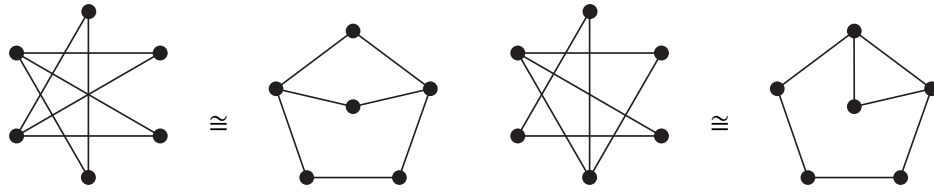


Figure 5: $C_6 \wedge K_{2,1}$: G6-30 (left) and G6-32 (right)

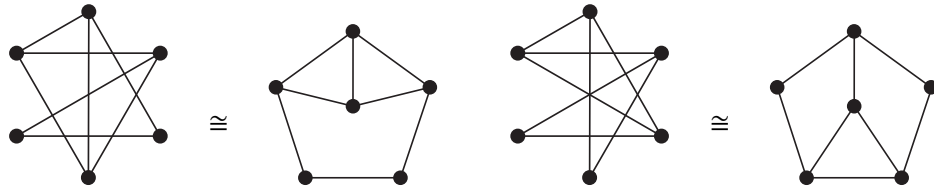


Figure 6: $C_6 \wedge K_{3,1}$: G6-59 (left) and G6-60 (right)

we obtain

$$\text{QEC}(\text{G6-30}) = \frac{-4 + \sqrt{19}}{3} \approx 0.1196\dots,$$

$$\text{QEC}(\text{G6-59}) = \frac{-5 + \sqrt{19}}{3} \approx -0.2137\dots,$$

$$\text{QEC}(\text{G6-66}) = \frac{-3 + \sqrt{5}}{2} \approx -0.3819\dots$$

For G6-32, G6-60 and G6-84 the QE constants are solutions to algebraic equations of higher degrees. We have

$$\text{QEC}(\text{G6-32}) = \lambda_1^* \approx -0.3121\dots,$$

$$\text{QEC}(\text{G6-60}) = \lambda_2^* \approx 0.2034\dots,$$

$$\text{QEC}(\text{G6-84}) = \lambda_3^* \approx 0.1313\dots,$$

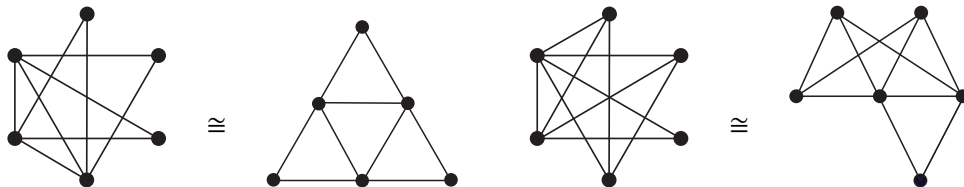


Figure 7: G6-66 (left) and G6-84 (right)

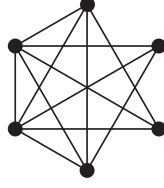


Figure 8: G6-106 ($K_6 \setminus P_4$)

where λ_1^* , λ_2^* and λ_3^* are the largest roots of the equations

$$\begin{aligned} 3\lambda^3 + 15\lambda^2 + 14\lambda + 3 &= 0, \\ 5\lambda^3 + 26\lambda^2 + 24\lambda - 6 &= 0, \\ 3\lambda^4 + 14\lambda^3 + 18\lambda^2 + 5\lambda - 1 &= 0, \end{aligned}$$

respectively. Finally, we see that G6-106 is obtained from K_6 by deleting three edges which form a path P_4 , that is, $G-106 = K_6 \setminus P_4$. Applying the general formula in Appendix B, we obtain

$$\text{QEC}(G6-106) = \frac{-3 + \sqrt{5}}{2} \approx -0.3819\dots$$

Remark 4.1. Apparently, graphs G6-30, G6-32, G6-59 and G6-60 share a common structure, namely, they are obtained by joining the cycle C_5 with the end-vertices of a star $K_{m,1}$. Although not determined uniquely, such a graph is denoted by $C_5 \wedge K_{m,1}$ for simplicity. Up to now no useful formula is known for the QE constants of graphs of this type.

The results of this subsection is summarized in the following table, where all graphs $C_5 \wedge K_{m,1}$ with $1 \leq m \leq 5$ are listed for completeness.

graphs	No.	QE/Non-QE
$C_5 \wedge K_{m,1}$	G6-30 ($C_5 \wedge K_{2,1}$), G6-60 ($C_5 \wedge K_{3,1}$)	Non-QE
	G6-16 ($C_5 \wedge K_{1,1}$), G6-32 ($C_5 \wedge K_{2,1}$), G6-59 ($C_5 \wedge K_{3,1}$), G6-79 ($C_5 \wedge K_{4,1}$), G6-92 ($C_5 \wedge K_{5,1}$)	QE
Remainders	G6-84	Non-QE
	G6-66, G6-106 ($K_6 \setminus P_3$)	QE

4.2 Conclusion

During the last section all non-primary non-QE graphs on six vertices are found (Subsection 3.2) and no primary non-QE graphs are found. Hence the three graphs with positive QE constants found in the last subsection exhaust the primary non-QE graphs on six vertices, as is mentioned in Theorem 1.1. The proof of Theorem 1.2 is already completed in Subsection 3.2. Then the assertion of Theorem 1.3 is obvious.

Together with the two primary non-QE graphs on five vertices (Theorem 2.6) we have thus determined five primary non-QE graphs among the graphs on $n \leq 6$ vertices. It is a natural desire to explore new primary non-QE graphs on seven or more vertices. However, this question seems to be very difficult because of lack of constructive approach. In fact, our main argument to reach a primary non-QE graph on six vertices looks like the Eratosthenes' sieve for prime numbers.

In the end of this paper we mention three examples of primary non-QE graphs on seven vertices. They are found as a byproduct of the formula for the QE constant of the complete multipartite graphs (Proposition 3.11).

Proposition 4.2 ([22]). *Among the complete multipartite graphs K_{m_1, m_2, \dots, m_k} with $k \geq 2$ and $m_1 \geq m_2 \geq \dots \geq m_k \geq 1$ there are exactly four primary non-QE graphs, that are $K_{3,2}$, $K_{5,1,1}$, $K_{4,1,1,1}$ and $K_{3,1,1,1,1}$. Moreover, any complete multipartite graph of non-QE class contains at least one of the above four primary ones as an isometrically embedded subgraph.*

In other words, $K_{5,1,1}$, $K_{4,1,1,1}$ and $K_{3,1,1,1,1}$ are primary non-QE graphs on seven vertices. For more details see [22].

Appendix A: Calculating $\text{QEC}(K_n \wedge K_{m,1})$

For $1 \leq m \leq n$ the graph $K_n \wedge K_{m,1}$ is obtained by putting m vertices of the complete graph K_n with the m end-vertices of the star $K_{m,1}$ together. We will prove the following formula.

Proposition A.1. *For $1 \leq m \leq n$ we have*

$$\text{QEC}(K_n \wedge K_{m,1}) = \frac{-2n + m - 1 + \sqrt{n(n-m)(m+1)}}{n+1}.$$

We adopt a realization of $K_n \wedge K_{m,1}$ on the vertex set $\{0, 1, 2, \dots, n\}$. Consider the complete graph $K_n = (V, E)$, where $V = \{1, 2, \dots, n\}$ and $E = \{\{x, y\}; x, y \in V, x \neq y\}$. Then $K_n \wedge K_{m,1} = (\tilde{V}, \tilde{E})$ is given by

$$\tilde{V} = V \cup \{0\} = \{0, 1, 2, \dots, n\}, \quad \tilde{E} = E \cup \{\{0, x\}; x = 1, 2, \dots, m\}.$$

The vertex set of $K_n \wedge K_{m,1}$ being divided into three parts $\{0\}$, $\{1, 2, \dots, m\}$ and $\{m+1, \dots, n\}$, the distance matrix of $K_n \wedge K_{m,1}$ admits a natural block matrix form:

$$D = \begin{bmatrix} 0 & \mathbf{1} & 2\mathbf{1} \\ \mathbf{1} & J - I & J \\ 2\mathbf{1} & J & J - I \end{bmatrix},$$

where $\mathbf{1}$ is a column or row vector with all the entries are one, J the matrix with all entries being one, and I the identity matrix, and their sizes are understood in the context.

Accordingly, the quadratic form associated to D is written as

$$\left\langle \begin{bmatrix} f \\ g \\ h \end{bmatrix}, D \begin{bmatrix} f \\ g \\ h \end{bmatrix} \right\rangle, \quad f \in \mathbb{R}, \quad g = \begin{bmatrix} g_1 \\ \vdots \\ g_m \end{bmatrix} \in \mathbb{R}^m, \quad h = \begin{bmatrix} h_1 \\ \vdots \\ h_{n-m} \end{bmatrix} \in \mathbb{R}^{n-m}.$$

Upon employing the method of Lagrange's multiplier we define

$$\begin{aligned} \varphi(f, g, h, \lambda, \mu) = & \left\langle \begin{bmatrix} f \\ g \\ h \end{bmatrix}, D \begin{bmatrix} f \\ g \\ h \end{bmatrix} \right\rangle \\ & - \lambda(f^2 + \langle g, g \rangle + \langle h, h \rangle - 1) - \mu(f + \langle \mathbf{1}, g \rangle + \langle \mathbf{1}, h \rangle). \end{aligned}$$

After simple calculus we see that any stationary point of $\varphi(f, g, h, \lambda, \mu)$ is obtained as a solution to the following system of equations:

$$\frac{\partial \varphi}{\partial f} = -2\lambda f + 2\langle \mathbf{1}, g \rangle + 4\langle \mathbf{1}, h \rangle - \mu = 0, \quad (\text{A.1})$$

$$\frac{\partial \varphi}{\partial g_i} = 2f + 2\langle \mathbf{1}, g \rangle + 2\langle \mathbf{1}, h \rangle - 2(\lambda + 1)g_i - \mu = 0, \quad (\text{A.2})$$

$$\frac{\partial \varphi}{\partial h_j} = 4f + 2\langle \mathbf{1}, g \rangle + 2\langle \mathbf{1}, h \rangle - 2(\lambda + 1)h_j - \mu = 0, \quad (\text{A.3})$$

under the two constraints:

$$\frac{\partial \varphi}{\partial \lambda} = f^2 + \langle g, g \rangle + \langle h, h \rangle - 1 = 0, \quad (\text{A.4})$$

$$\frac{\partial \varphi}{\partial \mu} = f + \langle \mathbf{1}, g \rangle + \langle \mathbf{1}, h \rangle = 0. \quad (\text{A.5})$$

Let \mathcal{S} be the set of all solutions to (A.1)–(A.5).

Hereafter we assume that $1 \leq m < n$. Since $\text{QEC}(K_n \wedge K_{m,1}) > -1$ by Proposition 2.5, it is sufficient to seek out all solutions $(f, g, h, \lambda, \mu) \in \mathcal{S}$ with $\lambda > -1$. It is obvious from (A.2) and (A.3) that g_i and h_j are constant. We set

$$g_i = \gamma, \quad 1 \leq i \leq m; \quad h_j = \delta, \quad 1 \leq j \leq n - m.$$

After simple algebra the equations (A.1)–(A.5) are reduced to the following

$$-\lambda f + m\gamma + 2(n - m)\delta = \frac{\mu}{2}, \quad (\text{A.6})$$

$$f + (m - 1 - \lambda)\gamma + (n - m)\delta = \frac{\mu}{2}, \quad (\text{A.7})$$

$$2f + m\gamma + (n - m - 1 - \lambda)\delta = \frac{\mu}{2}, \quad (\text{A.8})$$

$$f^2 + m\gamma^2 + (n - m)\delta^2 = 1 \quad (\text{A.9})$$

$$f + m\gamma + (n - m)\delta = 0. \quad (\text{A.10})$$

From (A.10) we obtain

$$f = -m\gamma - (n - m)\delta. \quad (\text{A.11})$$

Then (A.6)–(A.8) become

$$m(\lambda + 1)\gamma + (n - m)(\lambda + 2)\delta = \frac{\mu}{2}, \quad (\text{A.12})$$

$$-(\lambda + 1)\gamma = \frac{\mu}{2}, \quad (\text{A.13})$$

$$-m\gamma + (-n + m - 1 - \lambda)\delta = \frac{\mu}{2}, \quad (\text{A.14})$$

respectively. Set $\mu = 0$ in (A.12)–(A.14). From our condition $1 \leq m < n$ and $\lambda > -1$ we see immediately that $\gamma = \delta = 0$, and hence $f = 0$ by (A.11). But $f = \gamma = \delta = 0$ does not fulfill (A.9). Thus, $\mu \neq 0$. Coming back to (A.13), we have

$$\gamma = \frac{-1}{\lambda + 1} \frac{\mu}{2}.$$

Then (A.12) and (A.14) become

$$(n - m)(\lambda + 2)\delta = (m + 1)\frac{\mu}{2}, \quad (\text{A.15})$$

$$(\lambda + n - m + 1)\delta = \left(\frac{m}{\lambda + 1} - 1\right)\frac{\mu}{2}, \quad (\text{A.16})$$

respectively. Hence

$$(\lambda + n - m + 1)(m + 1)\frac{\mu}{2} - (n - m)(\lambda + 2)\left(\frac{m}{\lambda + 1} - 1\right)\frac{\mu}{2} = 0.$$

After simple algebra with $\mu \neq 0$ we obtain

$$(n + 1)\lambda^2 + 2(2n - m + 1)\lambda + m^2 - mn + 3n - 2m + 1 = 0.$$

The above quadratic equation possesses two real roots given by

$$\lambda_{\pm} = \frac{-(2n - m + 1) \pm \sqrt{n(n - m)(m + 1)}}{n + 1}.$$

For $\lambda = \lambda_{\pm}$ we may determine f, γ and δ in such a way that (A.12)–(A.14) and (A.9) are satisfied. Thus, we conclude that λ_+ is the maximum of λ appearing in S . Namely,

$$\text{QEC}(K_n \wedge K_{m,1}) = \frac{-(2n - m + 1) + \sqrt{n(n - m)(m + 1)}}{n + 1}, \quad (\text{A.17})$$

as desired.

For $m = n$ we have $\text{QEC}(K_n \wedge K_{m,1}) = \text{QEC}(K_{n+1}) = -1$. On the other hand, the value of the right-hand side of (A.17) for $m = n$ is -1 . Consequently, the formula (A.17) is valid for all $1 \leq m \leq n$.

Appendix B: Calculating $\text{QEC}(K_n \setminus P_4)$

For $n \geq 5$ let $K_n \setminus P_4$ be the graph obtained by deleting three edges of K_n chosen in such a way that the subgraph generated by them is isomorphic to the path P_4 .

Proposition B.1. *We have*

$$\text{QEC}(K_n \setminus P_4) = \frac{-3 + \sqrt{5}}{2}, \quad n = 5, 6,$$

and

$$\text{QEC}(K_n \setminus P_4) = \frac{-(n + 6) + \sqrt{(n + 6)^2 + 4n(n - 10)}}{2n}, \quad n \geq 7.$$

Upon explicit calculation we consider the complete graph $K_n = (V, \tilde{E})$ with vertex set $V = \{1, 2, \dots, n\}$ and realize $K_n \setminus P_4$ as $G = (V, E)$, where

$$E = \tilde{E} \setminus \{\{1, 2\}, \{2, 3\}, \{3, 4\}\}.$$

The distance matrix of G is written in a block matrix form:

$$D = \begin{bmatrix} A & J \\ J & J - I \end{bmatrix}, \quad A = \begin{bmatrix} 0 & 2 & 1 & 1 \\ 2 & 0 & 2 & 1 \\ 1 & 2 & 0 & 2 \\ 1 & 1 & 2 & 0 \end{bmatrix} \quad (\text{B.1})$$

Then the quadratic form associated to D is written as

$$\left\langle \begin{bmatrix} f \\ g \end{bmatrix}, D \begin{bmatrix} f \\ g \end{bmatrix} \right\rangle = \langle f, Af \rangle + 2\langle \mathbf{1}, f \rangle \langle \mathbf{1}, g \rangle + \langle \mathbf{1}, g \rangle^2 - \langle g, g \rangle,$$

where

$$f = \begin{bmatrix} f_1 \\ \vdots \\ f_4 \end{bmatrix} \in \mathbb{R}^4, \quad g = \begin{bmatrix} g_1 \\ \vdots \\ g_{n-4} \end{bmatrix} \in \mathbb{R}^{n-4}.$$

For $\lambda, \mu \in \mathbb{R}$ we set

$$\begin{aligned} \varphi(f, g, \lambda, \mu) = & \langle f, Af \rangle + 2\langle \mathbf{1}, f \rangle \langle \mathbf{1}, g \rangle + \langle \mathbf{1}, g \rangle^2 - \langle g, g \rangle \\ & - \lambda(\langle f, f \rangle + \langle g, g \rangle - 1) - \mu(\langle \mathbf{1}, f \rangle + \langle \mathbf{1}, g \rangle). \end{aligned}$$

A stationary point of $\varphi(f, g, \lambda, \mu)$ is characterized as a solution to the equations:

$$\frac{\partial \varphi}{\partial f_i} = \frac{\partial \varphi}{\partial g_j} = 0, \quad 1 \leq i \leq 4, \quad 1 \leq j \leq n-4, \quad (\text{B.2})$$

under the two constraints:

$$\langle f, f \rangle + \langle g, g \rangle = 1, \quad (\text{B.3})$$

$$\langle \mathbf{1}, f \rangle + \langle \mathbf{1}, g \rangle = 0. \quad (\text{B.4})$$

After direct computation of derivatives and application of (B.4) the equations (B.2) become

$$-(\lambda + 1)f_1 + f_2 = \frac{\mu}{2}, \quad (\text{B.5})$$

$$f_1 - (\lambda + 1)f_2 + f_3 = \frac{\mu}{2}, \quad (\text{B.6})$$

$$f_2 - (\lambda + 1)f_3 + f_4 = \frac{\mu}{2}, \quad (\text{B.7})$$

$$f_3 - (\lambda + 1)f_4 = \frac{\mu}{2}, \quad (\text{B.8})$$

$$-(\lambda + 1)g_j = \frac{\mu}{2}, \quad 1 \leq j \leq n-4. \quad (\text{B.9})$$

Let \mathcal{S} be the set of all solutions (f, g, λ, μ) to the equations (B.5)–(B.9) under the two constraints (B.3) and (B.4). By Propositions 2.4 and 2.5 it is sufficient to seek a solution (f, g, λ, μ) with $\lambda > -1$.

We first see from (B.9) that $g_j = \gamma$ is constant independently of j and

$$g_j = \gamma = \frac{-1}{\lambda + 1} \frac{\mu}{2}. \quad (\text{B.10})$$

With the help of (B.5) and (B.8) the variables f_2 and f_3 being eliminated, (B.6) and (B.7) become

$$(-\lambda^2 - 2\lambda)f_1 + (\lambda + 1)f_4 = (\lambda + 1) \frac{\mu}{2}, \quad (\text{B.11})$$

$$(\lambda + 1)f_1 + (-\lambda^2 - 2\lambda)f_4 = (\lambda + 1) \frac{\mu}{2}, \quad (\text{B.12})$$

respectively. The determinant of the coefficients of the left-hand side is given by

$$\Delta(\lambda) = (-\lambda^2 - 2\lambda)^2 - (\lambda + 1)^2 = (\lambda^2 + 3\lambda + 1)(\lambda^2 + \lambda - 1).$$

(Case 1) $\Delta(\lambda) \neq 0$. The solution to (B.11) and (B.12) is unique and we obtain

$$f_1 = f_4 = \frac{-(\lambda + 1)}{\lambda^2 + \lambda - 1} \frac{\mu}{2}, \quad f_2 = f_3 = \frac{-(\lambda + 2)}{\lambda^2 + \lambda - 1} \frac{\mu}{2}. \quad (\text{B.13})$$

Then, using (B.10) and (B.13), the constraint (B.4) becomes

$$\left(\frac{4\lambda + 6}{\lambda^2 + \lambda - 1} + \frac{n - 4}{\lambda + 1} \right) \frac{\mu}{2} = 0. \quad (\text{B.14})$$

If $\mu = 0$, it follows from (B.10) and (B.13) that $f_i = g_j = 0$, which does not fulfill the constraint (B.3). Hence $\mu \neq 0$ and from (B.14) we obtain

$$n\lambda^2 + (n + 6)\lambda - (n - 10) = 0.$$

The roots are real and given by

$$\lambda_{\pm} = \frac{-(n + 6) \pm \sqrt{(n + 6)^2 + 4n(n - 10)}}{2n}. \quad (\text{B.15})$$

For $\lambda = \lambda_{\pm}$ we have $\Delta(\lambda_{\pm}) \neq 0$ and we see that f_i and g_j are non-zero multiples of μ . Hence we may determine μ in such a way that (B.3) is satisfied. Consequently, λ_{\pm} appear in \mathcal{S} .

(Case 2) $\lambda^2 + 3\lambda + 1 = 0$. By $\lambda^2 + 2\lambda = -\lambda - 1$ and $\lambda \neq -1$ it is easy to see that (B.11) and (B.12) are reduced to

$$f_1 + f_4 = \frac{\mu}{2}. \quad (\text{B.16})$$

From (B.5) and (B.8) we have

$$f_2 = (\lambda + 1)f_1 + \frac{\mu}{2}, \quad f_3 = (\lambda + 1)f_4 + \frac{\mu}{2} \quad (\text{B.17})$$

so that

$$f_2 + f_3 = (\lambda + 3) \frac{\mu}{2}. \quad (\text{B.18})$$

From (B.16), (B.18) and (B.10) we see that

$$\langle \mathbf{1}, f \rangle = (\lambda + 1) \frac{\mu}{2}, \quad \langle \mathbf{1}, g \rangle = \frac{-(n - 4)}{\lambda + 1} \frac{\mu}{2}.$$

Then the constraint (B.4) becomes

$$\frac{1}{\lambda + 1} (\lambda^2 + 5\lambda - (n - 8)) \frac{\mu}{2} = 0.$$

Since there is no common root of $\lambda^2 + 3\lambda + 1 = 0$ and $\lambda^2 + 5\lambda - (n - 8) = 0$, we obtain $\mu = 0$. Then by (B.16) and (B.17) we obtain

$$f_2 = (\lambda + 1)f_1, \quad f_3 = (\lambda + 1)f_4 = -(\lambda + 1)f_1, \quad f_4 = -f_1.$$

The second constraint (B.3) becomes

$$f_1^2 + (\lambda + 1)^2 f_1^2 + (\lambda + 1)^2 f_1 + f_1^2 = 1$$

and f_1 is determined. Thus, the root of $\lambda^2 + 3\lambda + 1 = 0$, that is,

$$\lambda = \frac{-3 \pm \sqrt{5}}{2}$$

appears in \mathcal{S} .

(Case 3) $\lambda^2 + \lambda - 1 = 0$. In a similar manner as in Case 2, we obtain

$$\mu = 0, \quad g_j = \gamma = 0, \quad f_1 = f_2 = (\lambda + 1)f_3, \quad f_4 = f_3.$$

For the constraint (B.4) we have necessarily $f_i = g_j = 0$, which however do not fulfill (B.3). Namely, any root of $\lambda^2 + \lambda - 1 = 0$ does not appear in \mathcal{S} .

From (Case 1)–(Case 3) we conclude that

$$\text{QEC}(G) = \max \left\{ \lambda_+, \frac{-3 + \sqrt{5}}{2} \right\},$$

where λ_+ is given as in (B.15). Finally, comparison of two numbers in the right-hand side is easy by simple algebra and we obtain the desired formula.

Appendix C: List of All Graphs on Six Vertices

For the self-contained reference we reproduce the list of all connected graphs on six vertices following McKay [17]. Another list by Cvetković–Petrić [6] is also useful, where the eigenvalues of the adjacency matrices and related quantities are mentioned.

References

- [1] A. Y. Alfakih: “Euclidean Distance Matrices and Their Applications in Rigidity Theory,” Springer, Cham, 2018.
- [2] M. Aouchiche and P. Hansen: *Distance spectra of graphs: a survey*, Linear Algebra Appl. **458** (2014), 301–386.

- [3] R. Balaji and R. B. Bapat: *On Euclidean distance matrices*, Linear Algebra Appl. **424** (2007), 108–117.
- [4] E. T. Baskoro and N. Obata: *Determining finite connected graphs along the quadratic embedding constants of paths*, Electron. J. Graph Theory Appl. **9** (2021), 539–560.
- [5] M. Bożejko: *Positive-definite kernels, length functions on groups and non-commutative von Neumann inequality*, Studia Math. **95** (1989), 107–118.
- [6] D. Cvetković and M. Petrić: *A table of connected graphs on six vertices*, Discrete Math. **50** (1984), 37–49.
- [7] M. M. Deza and M. Laurent: “Geometry of Cuts and Metrics,” Springer-Verlag, Berlin, 1997.
- [8] R. L. Graham and P. M. Winkler: *On isometric embedding of graphs*, Trans. Amer. Math. Soc. **288** (1985), 527–536.
- [9] A. Hora and N. Obata: “Quantum Probability and Spectral Analysis of Graphs,” Springer, Berlin, 2007.
- [10] W. Irawan and K. A. Sugeng: *Quadratic embedding constants of hairy cycle graphs*, Journal of Physics: Conference Series **1722** (2021) 012046.
- [11] G. Jaklič and J. Modic: *On Euclidean distance matrices of graphs*, Electron. J. Linear Algebra **26** (2013), 574–589.
- [12] G. Jaklič and J. Modic: *Euclidean graph distance matrices of generalizations of the star graph*, Appl. Math. Comput. **230** (2014), 650–663.
- [13] J. H. Koolen and S. V. Shpectorov: *Distance-regular graphs the distance matrix of which has only one positive eigenvalue*, European J. Combin. **15** (1994), 269–275.
- [14] L. Liberti, G. Lavor, N. Maculan and A. Mucherino: *Euclidean distance geometry and applications*, SIAM Rev. **56** (2014), 3–69.
- [15] Z. Z. Lou, N. Obata and Q. X. Huang: *Quadratic embedding constants of graph joins*, to appear in Graphs and Combinatorics. arXiv:2001.06752
- [16] H. Maehata: *Euclidean embeddings of finite metric spaces*, Discrete Math. **313** (2013), 2848–2856.
- [17] B. McKay: *All small connected graphs*, online (2022.06.10) <http://www.cadaeic.net/graphpics.htm>

- [18] W. Młotkowski: *Quadratic embedding constants of path graphs*, Linear Algebra Appl. **644** (2022), 95–107.
- [19] W. Młotkowski and N. Obata: *On quadratic embedding constants of star product graphs*, Hokkaido Math. J. **49** (2020), 129–163.
- [20] N. Obata: *Markov product of positive definite kernels and applications to Q -matrices of graph products*, Colloq. Math. **122** (2011), 177–184.
- [21] N. Obata: *Quadratic embedding constants of wheel graphs*, Interdiscip. Inform. Sci. **23** (2017), 171–174.
- [22] N. Obata: *Complete multipartite graphs of non-QE class*, 2022. arXiv:2206.05848
- [23] N. Obata and A. Y. Zakiyyah: *Distance matrices and quadratic embedding of graphs*, Electronic J. Graph Theory Appl. **6** (2018), 37–60.
- [24] M. Purwaningsih and K. A. Sugeng: *Quadratic embedding constants of squid graph and kite graph*, J. Phys.: Conf. Ser. **1722** (2021) 012047.
- [25] I. J. Schoenberg: *Remarks to Maurice Fréchet’s article “Sur la définition axiomatique d’une classe d’espace distancié vectoriellement applicable sur l’espace de Hilbert”*, Ann. of Math. **36** (1935), 724–732.
- [26] I. J. Schoenberg: *Metric spaces and positive definite functions*, Trans. Amer. Math. Soc. **44** (1938), 522–536.
- [27] H. Tanaka: *Characterizing graphs with fully positive semidefinite Q -matrices*, 2022. arXiv:2208.11002
- [28] J. Xue, H. Lin and J. Shu: *On the second largest distance eigenvalue of a block graph*, Linear Algebra Appl. **591** (2020), 284–298.