

Exact and asymptotic goodness-of-fit tests based on the maximum and its location of the empirical process

Dietmar Ferger

*Fakultät Mathematik
Technische Universität Dresden
D-01069 Dresden, Germany
e-mail: dietmar.ferger@tu-dresden.de*

Abstract: The supremum of the standardized empirical process is a promising statistic for testing whether the distribution function F of i.i.d. real random variables is either equal to a given distribution function F_0 (hypothesis) or $F \geq F_0$ (one-sided alternative). Since [Jaeschke \(1979\)](#) it is well-known that an affine-linear transformation of the suprema converge in distribution to the Gumbel law as the sample size tends to infinity. This enables the construction of an asymptotic level- α test. However, the rate of convergence is extremely slow. As a consequence the probability of the type I error is much larger than α even for sample sizes beyond 10.000. Now, the standardization consists of the weight-function $1/\sqrt{F_0(x)(1-F_0(x))}$. Substituting the weight-function by a suitable random constant leads to a new test-statistic, for which we can derive the exact distribution (and the limit distribution) under the hypothesis. A comparison via a Monte-Carlo simulation shows that the new test is uniformly better than the Smirnov-test and an appropriately modified test due to [Mason and Schuinemeyer \(1983\)](#). Our methodology also works for the two-sided alternative $F \neq F_0$.

Keywords and phrases: goodness of fit, empirical process, measurability and continuity of the argmax-functional.

1. Introduction

Let X_1, \dots, X_n be $n \in \mathbb{N}$ independent and identically distributed real random variables defined on a probability space $(\Omega, \mathcal{A}, \mathbb{P})$ and with common distribution function F . Throughout the paper it is assumed that F is continuous. Given a (continuous) distribution function F_0 we want to test the hypothesis $H_0 : F = F_0$ versus the alternative $H_1 : F \neq F_0, F \geq F_0$. If

$$F_n(x) = \frac{1}{n} \sum_{i=1}^n 1_{\{X_i \leq x\}}, \quad x \in \mathbb{R},$$

is the empirical distribution function, then the well-known Smirnov-statistic is given by

$$M_n := \sup_{x \in \mathbb{R}} \{F_n(x) - F_0(x)\} = \max_{1 \leq i \leq n} \left\{ \frac{i}{n} - F_0(X_{i:n}) \right\}, \quad (1)$$

where $X_{i:n}$ denotes the i -th order statistic and the equality holds almost surely (a.s.). By the Glivenko-Cantelli Theorem $D_n := F_n - F_0$ converges a.s. to $D = F - F_0$ uniformly on \mathbb{R} . In order to make the Smirnov-test more sensitive for deviations of F from F_0 in the tails of F_0 one could use

$$W_n := \sup_{x:0 < F_0(x) < 1} \frac{F_n(x) - F_0(x)}{\sqrt{F_0(x)(1 - F_0(x))}}.$$

Here,

$$Q_n(x) := \frac{F_n(x) - F_0(x)}{\sqrt{F_0(x)(1 - F_0(x))}} \rightarrow Q(x) = \frac{F(x) - F_0(x)}{\sqrt{F_0(x)(1 - F_0(x))}}$$

a.s. for every $x \in \mathbb{R}$ with $0 < F_0(x) < 1$. The following example shows that this approach seems to be very promising.

Example 1. Let $\tau \in \mathbb{R}$ and $\delta > 1$. Define $F = F_{\tau,\delta}$ by

$$F(x) := \begin{cases} \delta F_0(x) & , \quad x \leq \tau \\ \beta(F_0(x) - F_0(\tau)) + \delta F_0(\tau) & , \quad x > \tau, \end{cases}$$

If $\delta F_0(\tau) < 1$ and β satisfies (*) $\delta F_0(\tau) + \beta(1 - F_0(\tau)) = 1$, then F is a distribution function. Further, one verifies that

$$D(x) = \begin{cases} (\delta - \beta)(1 - F_0(\tau))F_0(x) & , \quad x \leq \tau \\ (\delta - \beta)F_0(\tau)(1 - F_0(x)) & , \quad x > \tau, \end{cases}$$

and thus

$$Q(x) = \begin{cases} (\delta - \beta)(1 - F_0(\tau))\sqrt{F_0(x)/(1 - F_0(x))} & , \quad x \leq \tau \\ (\delta - \beta)F_0(\tau)\sqrt{(1 - F_0(x))/F_0(x)} & , \quad x > \tau. \end{cases}$$

Since $\delta > 1$ and therefore by (*) $\beta < 1$ we see that $\delta - \beta$ is positive and hence $D = F - F_0 > 0$. This shows that F lies in the alternative H_1 . Moreover it follows that τ is a maximizing point of D and Q as well. In particular

$$\begin{aligned} M := \max_{x \in \mathbb{R}} D(x) &= (\delta - \beta)F_0(\tau)(1 - F_0(\tau)) \\ &< (\delta - \beta)\sqrt{F_0(\tau)(1 - F_0(\tau))} = \sup_{x:0 < F_0(x) < 1} Q(x) =: S. \end{aligned}$$

Thus the supremum S is larger than the maximum M by the factor $1/\sqrt{F_0(\tau)(1 - F_0(\tau))}$, which increases to infinity as $F_0(\tau) \rightarrow 0$ or $F_0(\tau) \rightarrow 1$. Recall that we are interested in detecting deviations in the tails of F_0 . For instance if $F_0(\tau) = 0.01$ then the supremum S is about ten times larger than the maximum M , namely $S = 10.0504 * M$. Now both tests reject the hypothesis for large values of $M_n \approx M$ and $W_n \approx S$, whence we strongly expect that the W_n -test is much more likely to indicate the alternative than the Smirnov-test.

So, as far as the behaviour on the alternative is concerned the W_n -test should be the better candidate. However, a serious problem occurs when we want to determine the critical values or p -values. Here we need the exact or at least asymptotic distribution of the underlying test-statistics M_n and W_n . In case of M_n the exact and the asymptotic distribution are known since the publication of [Smirnov \(1944\)](#):

$$\mathbb{P}(M_n \leq x) = 1 - \sum_{i=0}^{\lfloor n(1-x) \rfloor} x \binom{n}{i} \left(x + \frac{i}{n}\right)^{i-1} \left(1 - x - \frac{i}{n}\right)^{n-i}, \quad 0 < x < 1, \quad (2)$$

where $\lfloor \cdot \rfloor$ denotes the floor function. From the exact formula [Smirnov \(1944\)](#) deduces the asymptotic distribution as $n \rightarrow \infty$:

$$\mathbb{P}(\sqrt{n}M_n \leq x) \rightarrow 1 - \exp\{-2x^2\}, \quad x \geq 0.$$

In contrast to M_n an explicit expression for the distribution function of W_n for finite sample size $n \in \mathbb{N}$ is not known in the literature. Even worse, [Chibisov \(1966\)](#) shows that W_n converges to infinity in probability, whence the construction of an asymptotic level- α test fails. But there is a way out by the following limit theorem of [Jaeschke \(1979\)](#):

$$\mathbb{P}\left(\sqrt{n}W_n \leq \frac{x + b_n}{a_n}\right) \rightarrow e^{-e^{-x}} \quad \forall x \in \mathbb{R}, \quad (3)$$

where $a_n = \sqrt{2 \log \log n}$ and $b_n = 2 \log \log n + \frac{1}{2} \log \log \log n - \frac{1}{2} \log \pi$. Thus

$$c_{\alpha,n} = \frac{-\log(-\log(1-\alpha)) + b_n}{a_n}$$

yields that

$$\mathbb{P}(W_n > c_{\alpha,n}) \rightarrow \alpha$$

and therefore the test with rejection region $\{W_n > c_{\alpha,n}\}$ is an asymptotic level- α test. Unfortunately the convergence in (3) to an extreme-value distribution (Gumbel) is known to be very (very) slow. As a consequence there are poor approximations of the exact critical values by $c_{\alpha,n}$ even for large sample sizes n . In particular, the probability of the type I error is much larger than the given level α of significance. For instance given $\alpha = 0.1$ and $n = 30, 300, 5000, 10.000$ the true probabilities of type I error are equal to 0.18913, 0.18524, 0.18388, 0.18211, which are more than 1.8 times greater than the required level of significance. If $\alpha = 0.01$ the factor increases dramatically. Indeed even for the very large sample size $n = 10.000$ the true error probability is equal to 0.0671 and thus more than six times bigger! From this point of view the W_n -test is unacceptable and we look for an alternative. (We obtained the above probabilities by a Monte-Carlo simulation with 10^5 replicates upon noticing that W_n is distribution-free under the hypothesis H_0 .)

Let us explain the basic idea for the construction of our new test. Assume the alternative F is such that $D = F - F_0$ has a unique maximizing point τ (as for instance when F is as in the above example). To make the test still sensitive for small deviations of F from F_0 in the tails of F_0 we replace the weight function $1/\sqrt{F_0(x)(1-F_0(x))}$ by the constant $1/\sqrt{F_0(\tau)(1-F_0(\tau))}$. Since τ is unknown we estimate it by

$$\tau_n := \operatorname{argmax}_{x \in [0,1]} \{F_n(x) - F_0(x)\} \stackrel{a.s.}{=} X_{R:n},$$

where

$$R := \operatorname{argmax}_{1 \leq i \leq n} \frac{i}{n} - F_0(X_{i:n}) := \min\{1 \leq k \leq n : \frac{i}{n} - F_0(X_{i:n}) \leq \frac{k}{n} - F_0(X_{k:n}) \forall 1 \leq i \leq n\}.$$

By (1) the estimator τ_n is the smallest maximizing point of $D_n = F_n - F_0$. According to Corollary 2.3 of [Ferber \(2005\)](#) τ_n converges to τ a.s. (In fact [Ferber \(2005\)](#) considers minimizing points of D_n , but the arguments there can easily be carried over to maximizing points.) Herewith it follows that

$$Q_n^*(x) := \frac{F_n(x) - F_0(x)}{F_0(\tau_n)(1 - F_0(\tau_n))} \rightarrow Q^*(x) = \frac{F(x) - F_0(x)}{F_0(\tau)(1 - F_0(\tau))}$$

a.s. for each $x \in \mathbb{R}$. Our test rejects the hypothesis H_0 for large values of

$$W_n^* := \sup_{x \in \mathbb{R}} Q_n^*(x) = \frac{M_n}{\sqrt{F_0(X_{R:n})(1 - F_0(X_{R:n}))}} = \frac{\frac{R}{n} - F_0(X_{R:n})}{\sqrt{F_0(X_{R:n})(1 - F_0(X_{R:n}))}}.$$

In the situation of the above example one has that

$$Q^*(x) = \begin{cases} (\delta - \beta) \sqrt{(1 - F_0(\tau))/F_0(\tau)} F_0(x) & , \quad x \leq \tau \\ (\delta - \beta) \sqrt{F_0(\tau)/(1 - F_0(\tau))} (1 - F_0(x)) & , \quad x > \tau \end{cases}$$

and consequently $\sup_{x \in \mathbb{R}} Q^*(x) = \sup_{x \in \mathbb{R}} Q(x) = S$. Thus there is good hope that the W_n^* -test has a power on H_1 comparably as good as the W_n -test. But in contrast to the latter we can determine not only the asymptotic but also the finite sample null-distribution of W_n^* .

Our methodology also works in case of the two-sided alternative $H_2 : F \neq F_0$. Here, the Kolmogorov-Smirnov statistic

$$K_n = \sup_{x \in \mathbb{R}} |F_n(x) - F_0(x)| = \max_{1 \leq i \leq n} \max\{i/n - F_0(X_{i:n}), (i-1)/n - F_0(X_{i:n})\} \quad (4)$$

again can be made more sensitive by weighting with $1/\sqrt{F_0(x)(1-F_0(x))}$. The resulting statistic

$$V_n = \sup_{x: 0 < F_0(x) < 1} \frac{|F_n(x) - F_0(x)|}{\sqrt{F_0(x)(1 - F_0(x))}}$$

exhibits the same problems as its one-sided counterpart W_n : There is no explicit formula for its finite sample size distribution and $\sqrt{n}V_n \xrightarrow{\mathbb{P}} \infty$. However by [Jaeschke \(1979\)](#)

$$\mathbb{P}(\sqrt{n}V_n \leq \frac{x + b_n}{a_n}) \rightarrow e^{-2e^{-x}} \quad \forall x \in \mathbb{R}, \quad (5)$$

but again the rate of convergence is extremely slow. As an alternative test-statistic we introduce

$$V_n^* := \frac{K_n}{\sqrt{F_0(\sigma_n)(1 - F_0(\sigma_n))}},$$

where σ_n is the (smallest) maximizing point of $|F_n - F_0|$. Some elementary considerations show that $\sigma_n = X_{r:n}$, where

$$r = \operatorname{argmax}_{1 \leq i \leq n} \max\left\{\frac{i}{n} - F_0(X_{i:n}), F_0(X_{i:n}) - \frac{i-1}{n}\right\}.$$

In particular, V_n^* can be computed by the formula

$$V_n^* = \frac{\max\left\{\frac{r}{n} - F_0(X_{r:n}), F_0(X_{r:n}) - \frac{r-1}{n}\right\}}{\sqrt{F_0(X_{r:n})(1 - F_0(X_{r:n}))}}.$$

In contrast to its one-sided counterpart W_n^* the exact distribution of V_n^* is not known, but we are still able to derive its limit distribution.

By the quantile-transformation the statistics M_n, W_n, K_n and V_n are distribution-free under the hypothesis. We will see that our statistics W_n^* and V_n^* share this property, see [Lemma A.1](#).

Notice that V_n is a generalized Kolmogorov-Smirnov statistic

$$K_{n,\Phi} = \sup_{0 < F_0(x) < 1} |F_n(x) - F_0(x)| \Phi(F_0(x)) \quad (6)$$

and W_n is a generalized Smirnov statistics

$$S_{n,\Phi} = \sup_{0 < F_0(x) < 1} \{F_n(x) - F_0(x)\} \Phi(F_0(x)) \quad (7)$$

pertaining to $\Phi(u) = 1/\sqrt{u(1-u)}$. Utilization of generalized statistics as in (6) and (7) with $\Phi : (0, 1) \rightarrow [0, \infty)$ is not new in the literature and in fact has a long history. We give a few examples. [Renyi \(1953\)](#) considers $\Phi(u) = 1_{[a,1]}(u)u^{-1}$ with fixed $0 < a < 1$. His motivation was to measure the relative error (on the region $\{F_0 \geq a\}$) rather than the absolute error. He derives the limit distributions of $\sqrt{n}K_{n,\Phi}$ and $\sqrt{n}S_{n,\Phi}$ under $F = F_0$, whereas the exact distribution of $K_{n,\Phi}$ and $S_{n,\Phi}$ has been found by [Takacs \(1967\)](#) and [Ishii \(1959\)](#), respectively. Later on [Renyi \(1962\)](#) extends his results to $\Phi(u) = 1_{[a,b]}(u)u^{-1}, 0 < a < b < 1$. If one is interested in detecting differences in the tails $\{F_0 \leq a\}$ then the $\Phi(u) = 1_{(0,a]}u^{-1}$ can be used. The exact distribution of the pertaining

$$S_{n,\Phi} = \sup_{0 < F(x) \leq a} \frac{F_n(x) - F(x)}{F(x)}$$

can be deduced from the exact result of [Chang \(1955\)](#) for $\sup_{0 < F(x) \leq a} \frac{F_n(x)}{F(x)}$ with fixed $0 < a \leq 1$. Further examples are $\Phi(u)$ is equal to

$$1_{(a,b)}(u) \text{ or } 1 - 1_{(a,b)}(u) \text{ or } 1_{(a,b)}(u)(u(1-u))^{-1/2} \text{ with } 0 < a < b < 1.$$

In all these examples one can detect discrepancies only over certain parts of the real line. Therefore it is more effective to put aside this restriction leading to $\Phi(u) = u^{-1}$, that is to

$$\sup_{0 < F_0(x) < 1} \frac{F_n(x) - F_0(x)}{F_0(x)} = L_n - 1,$$

where

$$L_n = \sup_{0 < F_0(x) < 1} \frac{F_n(x)}{F_0(x)} = \max_{1 \leq i \leq n} \frac{i}{nF_0(X_{i:n})}. \quad (8)$$

It follows from [Daniels \(1945\)](#), confer also [Shorack and Wellner \(1986\)](#), p.345, that under the hypothesis H_0 for each $n \in \mathbb{N}$,

$$\mathbb{P}(L_n \leq x) = 1 - \frac{1}{x} \quad \text{for all } x \geq 1. \quad (9)$$

All weight functions considered so far (up to $\Phi(u) = 1/u$ and $\Phi(u) = 1/\sqrt{u(1-u)}$) have in common that they are bounded. [Anderson and Darling \(1952\)](#) use Donsker's theorem in combination with the Continuous Mapping Theorem to show that the limit distributions are boundary-non-crossing probabilities of the Brownian bridge B , which with Doob's transformation can be rewritten as boundary-non-crossing probabilities of the Brownian motion. However, as the authors themselves state their formulas are such that "the analytic difficulties of getting an explicit solution may be prohibitive". For weight-functions which are not necessarily bounded we refer to [Csörgő and Horváth \(1993\)](#), Theorem 3.3 on p.220. In case that $F = F_0$ is equal to the uniform distribution they show that

$$\sqrt{n}K_{n,\Phi} = \sqrt{n} \sup_{0 < x < 1} |F_n(x) - x| \Phi(x) \xrightarrow{\mathcal{D}} \sup_{0 < x < 1} |B(x)| \Phi(x).$$

if and only if $1/\Phi$ belongs to a Chibisov-O'Reily class.

[Mason and Schuenemeyer \(1983\)](#) propose the test-statistic

$$T_n = T_n(w) := \max\{wL_n, \sqrt{n}K_n, wU_n\}$$

with

$$U_n := \sup_{0 < F_0(x) < 1} \frac{1 - F_n(x)}{1 - F_0(x)} = \max_{1 \leq i \leq n} \frac{n - i}{n(1 - F_0(X_{i:n}))} \quad (10)$$

and $w \in \mathbb{R}$ is a positive weight. They prove that $(L_n, \sqrt{n}K_n, U_n)$ are asymptotically independent. More precisely, one has for all $a, c \geq 1$ and for all $b \geq 0$ that

$$\mathbb{P}(L_n \leq a, \sqrt{n}K_n \leq b, U_n \leq c) \rightarrow (1 - 1/a)G(b)(1 - 1/c), \quad n \rightarrow \infty, \quad (11)$$

where G is the Kolmogorov-Smirnov distribution function. If for a given level $\alpha \in (0, 1)$ of significance $x_\alpha := G^{-1}((1 - \alpha)^{1/3})$ and $w := x_\alpha(1 - (1 - \alpha)^{1/3})$, then by (11)

$$\mathbb{P}(T_n(w) > x_\alpha) \rightarrow \alpha.$$

Thus the test with rejection region $\{T_n(w) > x_\alpha\}$ is an asymptotic level- α test. For instance $\alpha = 0.05$ yields $y_\alpha = 1.544$ and $w = 0.0261$. [Mason and Schuenemeyer \(1983\)](#) give tables of the exact critical values $x_{\alpha,n}$ for selected sample sizes $n \in \mathbb{N}$ and $\alpha \in \{0.1, 0.05, 0.01\}$. For the computation of these values they use that by (4), (8) and (10) and freedomness of distribution under H_0 the probability $\mathbb{P}(T_n(w) \leq x)$ can be rewritten as a rectangle probability for uniform order statistics. These in turn are calculated by the recursion formula of [Noé \(1972\)](#), confer also [Shorack and Wellner \(1986\)](#), p. 362.

The counterpart of $T_n(w)$ designed for the one-sided alternative H_1 is

$$T_n^+ := T_n^+(w) := \max\{wL_n, \sqrt{n}M_n, wU_n\}.$$

Carrying over the arguments in the proof of Theorem 1 in [Mason and Schuenemeyer \(1983\)](#) one shows that

$$\mathbb{P}(L_n \leq a, \sqrt{n}M_n \leq b, U_n \leq c) \rightarrow (1 - 1/a)(1 - \exp(-2b^2))(1 - 1/c), \quad n \rightarrow \infty. \quad (12)$$

Following the procedure of [Mason and Schuenemeyer \(1983\)](#) we put

$$y_\alpha := \sqrt{-\frac{1}{2} \log(1 - (1 - \alpha)^{1/3})} \quad \text{and} \quad w := w_\alpha := y_\alpha(1 - (1 - \alpha)^{1/3}). \quad (13)$$

Then by (12) it follows that

$$\mathbb{P}(T_n^+(w) > y_\alpha) \rightarrow \alpha$$

and therefore $\{T_n^+(w) > y_\alpha\}$ is the rejection region of an asymptotic level- α test. By (1), (8) and (10) one has that under H_0

$$\mathbb{P}(T_n^+(w) \leq y) = \mathbb{P}(a_i \leq X_{i:n} \leq b_i \forall 1 \leq i \leq n), \quad (14)$$

where $a_i = \max\{\frac{w}{y} \frac{i}{n}, \frac{i}{n} - \frac{y}{\sqrt{n}}\}$ and $b_i = 1 - \frac{w}{y}(1 - \frac{i}{n})$. Moreover, the $X_{i:n}$ are the uniform order statistics. For the computations of the exact critical values $y_{\alpha,n}$ pertaining to the sample size $n \in \mathbb{N}$ we prefer to use the formula of [Steck \(1971\)](#):

$$\mathbb{P}(a_i \leq X_{i:n} \leq b_i \forall 1 \leq i \leq n) = \det(H_n), \quad (15)$$

where the ij -th element $m_{i,j}$ of H_n is equal to $\binom{j}{j-i+1} (b_i - a_j)_+^{j-i+1}$ or zero according as $j - i + 1 \geq 0$ or not ($1 \leq i, j \leq n$) and $(x)_+ = \max\{x, 0\}$. Thus H_n is an upper Hessenberg matrix, for which [Cahill et. al. \(2002\)](#) prove the following recursion: $\det(H_0) = 1$, $\det(H_1) = m_{1,1}$ and for $n \geq 2$:

$$\det(H_n) = m_{n,n} \det(H_{n-1}) + \sum_{r=1}^{n-1} \left((-1)^{r-n} m_{r,n} \det(H_{r-1}) \prod_{j=r}^{n-1} m_{j+1,j} \right). \quad (16)$$

With the help of (14)-(16) we are able to calculate the exact critical values $y_{\alpha,n}$, which satisfy $\mathbb{P}(T_n^+(w) > y_{\alpha,n}) = \alpha$ under H_0 , see Table 1 below.

The paper is organized as follows: In the next section we derive the exact distribution of W_n^* and the asymptotic distributions of $\sqrt{n}W_n^*$ and $\sqrt{n}V_n^*$ under the hypothesis. In section 3 these results are used to determine the exact critical values of the corresponding test statistics. In addition we present a table of exact critical values of the one-sided Mason-Schuenemeyer test (MS-test) based on $T_n^+(w)$. Afterwards we compare our new test with the Smirnov-test (S-test) and the MS-test test in a small simulation study. It turns out that our test significantly performs better and surprisingly that the MS-test is inferior to the S-test. Finally, in the appendix we first prove that our test-statistics are distribution-free under the hypothesis. Moreover, it is shown that the argmax-functional appropriately defined on the Shorokhod-space is Borel-measurable and continuous on the subspace of all continuous functions with a unique maximizing point. This result is essential for deriving the limit distributions via the Continuous Mapping Theorem.

2. Exact and asymptotic null-distributions

Theorem 2.1. *If $F = F_0$, then for all $x > 0$,*

$$\mathbb{P}(W_n^* \leq x) = 1 - \sum_{k=1}^n q_n[s(n^{-1}k, x), k],$$

where

$$s(c, x) = \frac{2c + x^2 - x\sqrt{4c(1-c) + x^2}}{2(1+x^2)} \in (0, c), \quad c \in (0, 1],$$

and

$$\begin{aligned} q_n[z, k] &= \binom{n-1}{k-1} (z \wedge \frac{k}{n})^k (1 - z \wedge \frac{k}{n})^{n-k} \\ &- n^{-n} \sum_{i=0}^{k \wedge [nz] - 1} \sum_{j=k}^n \binom{n}{j} \binom{j}{i} (n - nz \wedge k)^{n-j-1} (nz \wedge k - i - 1)^{j-i} (j - nz \wedge k)(i+1)^{i-1} \end{aligned}$$

for all $z \in [0, 1)$ and $k \in \{1, \dots, n\}$. The probability is equal to zero for all $x \leq 0$.

Proof. First notice that W_n^* is distribution-free under $F = F_0$, see Lemma A.1 in the appendix. Therefore we may assume that F corresponds to the uniform distribution. It follows for $x > 0$ that

$$\mathbb{P}(W_n^* \leq x) = \mathbb{P}\left(\frac{\frac{R}{n} - X_{R:n}}{\sqrt{X_{R:n}(1 - X_{R:n})}} \leq x\right) = \sum_{k=1}^n \mathbb{P}\left(\frac{\frac{k}{n} - X_{R:n}}{\sqrt{X_{R:n}(1 - X_{R:n})}} \leq x, R = k\right).$$

Solving the inequality gives

$$\left\{\frac{\frac{k}{n} - X_{R:n}}{\sqrt{X_{R:n}(1 - X_{R:n})}} \leq x\right\} = \{X_{R:n} \geq s(n^{-1}k, x)\}$$

and thus

$$\mathbb{P}(W_n^* \leq x) = \sum_{k=1}^n \mathbb{P}(X_{R:n} \geq s(n^{-1}k, x), R = k) = \sum_{k=1}^n \mathbb{P}(X_{R:n} > s(n^{-1}k, x), R = k),$$

where the last equality holds, because $X_{R:n}$ has a continuous distribution. In fact, it is uniformly distributed on $[0, 1]$ by Theorem 3 of [Birnbaum \(1958\)](#). By complementation we arrive at

$$\mathbb{P}(W_n^* \leq x) = 1 - \sum_{k=1}^n \mathbb{P}(X_{R:n} \leq s(n^{-1}k, x), R = k),$$

which yields the desired result upon noticing that

$$\mathbb{P}(X_{R:n} \leq z, R = k) = q_n[z, k]$$

by [Gutjahr \(1988\)](#), p.53. If $x = 0$, then $\mathbb{P}(W_n^* \leq 0) = \sum_{k=1}^n \mathbb{P}(X_{R:n} = \frac{k}{n}, R = k) = 0$. If $x < 0$, then the probability is also equal to zero, because $W_n^* \geq 0$ almost surely. \square

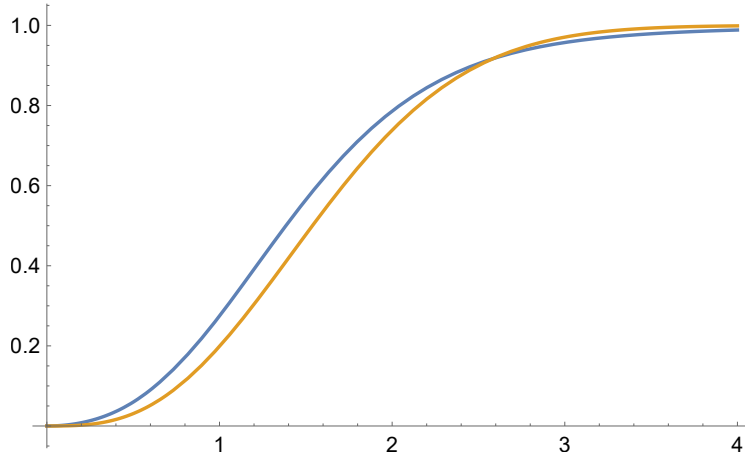
Next we show that $\sqrt{n}W_n^*$ converges to the Maxwell-Boltzmann distribution as the sample size n tends to infinity.

Theorem 2.2. *If $F = F_0$, then*

$$H_n(x) := \mathbb{P}(\sqrt{n}W_n^* \leq x) \rightarrow H(x) = 2\Phi(x) - \sqrt{\frac{2}{\pi}}xe^{-\frac{x^2}{2}} - 1, \quad x \geq 0,$$

where Φ is the distribution function of the standard normal law $N(0, 1)$.

Proof. Recall that W_n^* is distribution-free by Lemma [A.1](#). The basic idea is to write $\sqrt{n}W_n^*$ as a functional of the uniform empirical process $\alpha_n(t) := \sqrt{n}(F_n(t) - t)$, $t \in [0, 1]$. To this end let $(D[0, 1], s)$ be the Shorokhod-space and for every $f \in D[0, 1]$ define $M(f) := \sup_{t \in [0, 1]} f(t)$, $A(f) := \{t \in [0, 1] : \max\{f(t), f(t-)\} = M(f)\}$ with the convention $f(0-) := f(0)$. By Lemma [A.2](#) $A(f)$ is a non-empty compact subset of $[0, 1]$, whence the *argmax-functional* $a(f) := \min A(f)$ is well defined. Actually we should call a the *argsup-functional*, since in general it gives the smallest supremizing point of f . One verifies easily the simple property $a(cf) = a(f)$ for every positive constant c . Therefore $\tau_n = a(\alpha_n)$. Similarly, $M(cf) = cM(f)$ and thus $\sqrt{n}M_n = M(\alpha_n)$. The functional $L := (M, a) : (D[0, 1], s) \rightarrow \mathbb{R}^2$ is Borel-measurable by Lemma [A.3](#) and continuous on the subset $C_u := \{f \in C[0, 1] : f \text{ has a unique maximizing point}\} \subseteq D[0, 1]$. To see this note that M is continuous (even) on $C[0, 1]$ and a is continuous on C_u by Lemma [A.4](#). Since by Donsker's theorem $\alpha_n \xrightarrow{D} B$ in $(D[0, 1], s)$, where B is a Brownian bridge and $B \in C_u$ almost surely, an application of the Continuous Mapping Theorem (CMT) yields that $(\sqrt{n}M_n, \tau_n) = L(\alpha_n) \xrightarrow{D} L(B) = (M(B), a(B))$. Let $h : \mathbb{R}^2 \rightarrow \mathbb{R}$ be defined by $h(x, y) := x/\sqrt{y(1-y)}$

FIG 1. Graphs of H_{15} (blue) and H .

for $(x, y) \in \mathbb{R} \times (0, 1) =: G$ and $h(x, y) := 17$ otherwise. Obviously h is continuous on G . Moreover, $a(B) \in (0, 1)$ almost surely. (Indeed, $a(B)$ is uniformly distributed on $[0, 1]$.) Thus another application of the CMT gives

$$\sqrt{n}W_n^* = \frac{\sqrt{n}M_n}{\sqrt{\tau_n(1-\tau_n)}} = h(\sqrt{n}M_n, \tau_n) \xrightarrow{\mathcal{D}} h(M(B), a(B)) =: Z^+.$$

Now the assertion follows from Theorem 1.1 of [Ferber \(2018\)](#), which says that the distribution of Z^+ is equal to the Maxwell-Boltzmann distribution. \square

Since $H_n(x) = \mathbb{P}(W_n^* \leq x/\sqrt{n})$ we can compute the exact distribution function H_n with Theorem 2.1. Figure 1 shows that already for a small sample size there is a fairly good approximation.

Theorem 2.3. *If $F = F_0$, then*

$$\mathbb{P}(\sqrt{n}V_n^* \leq x) \rightarrow G(x),$$

where

$$G(x) = \begin{aligned} & 16 \sum_{0 \leq j < l < \infty} (-1)^{j+l} \frac{\alpha_j \alpha_l}{\alpha_j^2 - \alpha_l^2} \left[\frac{\Phi(\alpha_j x) - 1/2}{\alpha_j} - \frac{\Phi(\alpha_l x) - 1/2}{\alpha_l} \right] + \\ & 4 \sum_{0 \leq j < \infty} \left[\frac{\Phi(\alpha_j x) - 1/2}{\alpha_j} - x\varphi(\alpha_j x) \right], \quad x \geq 0. \end{aligned} \tag{17}$$

Here, $\alpha_j = 2j + 1$, $j \in \mathbb{N}_0$, and φ denote the density of $N(0, 1)$.

TABLE 1
Exact critical values for $\alpha = 0.05$

n	$z_{\alpha,n}$	$u_{\alpha,n}$	$y_{\alpha,n}$
30	2.83457	1.19214	1.27950
50	2.81185	1.20014	1.28827
100	2.79586	1.20856	1.29575
500	2.78631	1.21612	1.30498
1.000	2.78484	1.21869	1.30680
10.000	2.79339	1.22238	1.31094
∞	2.79548	1.22387	1.42782

Proof. Observe that $\sqrt{n}W_n^* = h \circ L(|\alpha_n|)$ and $|\alpha_n| \xrightarrow{D} |B|$ in $(D[0, 1], s)$. Thus the CMT guarantees that

$$\sqrt{n}W_n^* \xrightarrow{D} h(M(|B|), a(|B|)) =: Z$$

and the assertion follows from Theorem 1.1 of [Ferber \(2018\)](#). \square

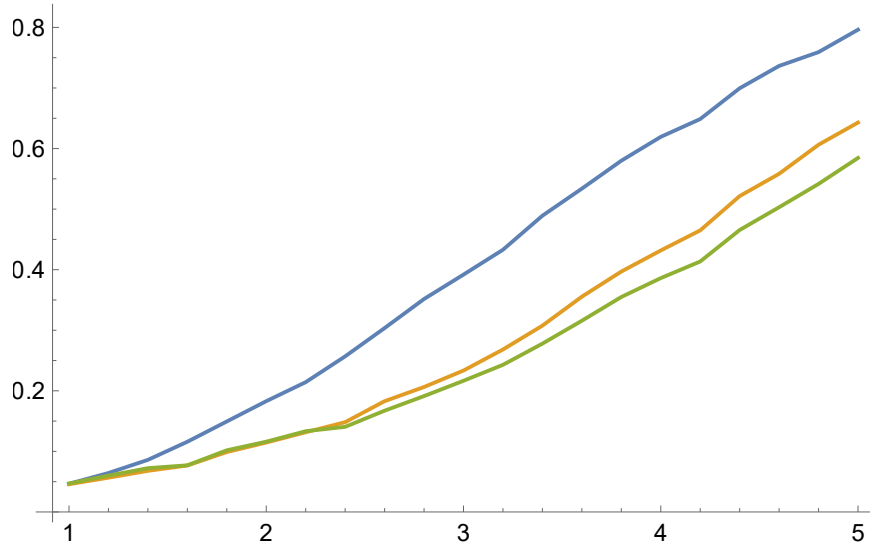
3. Power investigations

Recall that $H_n(x) := \mathbb{P}(\sqrt{n}W_n^* \leq x)$ is given by Theorem 2.1. Similarly, for $I_n(x) := \mathbb{P}(\sqrt{n}M_n(x) \leq x)$ there is an explicit expression according to (2). Finally, $J_n(x) := \mathbb{P}(T_n^+(w) \leq x)$ can be computed via (14)-(16). For a given level α of significance let $z_{\alpha,n}, u_{\alpha,n}$ and $y_{\alpha,n}$ be the exact critical values of our test, the Smirnov-test and the MS-test, respectively. Thus these values are determined through $H_n(z_{\alpha,n}) = I_n(u_{\alpha,n}) = J_n(y_{\alpha,n}) = 1 - \alpha$. For $\alpha = 0.05$ we provide a table of the critical values for some selected sample sizes n . As to $T_n^+(w)$ recall that by (13) the weight $w = w_\alpha = 0.024205$. Table 1 shows that the asymptotic critical values of our new test (N-test) and the S-Test are fairly good even for small sample sizes, whereas the asymptotic value of the MS-Test is significantly larger than the exact values even for very large n . This indicates that the speed of convergence in (12) seems to be rather slow.

Next we present the results of a small simulation study. Here we choose $F_0(x) = x$ on $[0, 1]$ and $F = F_{\tau,\delta}$ as in Example 1, that means the alternative F on $[0, 1]$ is the simple polygonal line through the points $(0, 0), (\tau, \delta\tau)$ and $(1, 1)$. We fix $\tau = 0.05$ and shortly write $F_\delta := F_{0.05,\delta}$. For $\delta \in [1, 1/\tau) = [1, 20)$ let

$$\begin{aligned} \beta_n^{(N)}(\delta) &:= \mathbb{P}_\delta(\sqrt{n}W_n^* > z_{\alpha,n}), \\ \beta_n^{(S)}(\delta) &:= \mathbb{P}_\delta(\sqrt{n}M_n > u_{\alpha,n}), \\ \beta_n^{(MS)}(\delta) &:= \mathbb{P}_\delta(T_n^+(w) > y_{\alpha,n}) \end{aligned}$$

be the power-functions of the N-, S- and MS-test. (Under \mathbb{P}_δ the data X_1, \dots, X_n are i.i.d. with distribution function F_δ). A Monte-Carlo simulation with 10^4 replicates per grid-point yields the following results as displayed in Figure 2-4. Here, the power functions $\beta_n^{(N)}, \beta_n^{(S)}$ or $\beta_n^{(MS)}$ are represented by the blue, orange or green line, respectively. We see that for small ($n=30$), middle ($n=100$)

FIG 2. Power for $n = 30$

and large ($n=500$) sample sizes the N -test with a clear distance is uniformly better than the S -test, which in turn is uniformly better than the MS -test. The latter may come as a surprise, but it may be because of that the weighting by $1/F_0(x)$ and $1/(1 - F_0(x))$ is unduly.

In practical applications the statistician computes the p -value. For a given realization of the test-statistics $\sqrt{n}W_n^*$, $\sqrt{n}M_n$ and $T_n^+(w)$ the corresponding p -values are the (random) quantities $1 - H_n(\sqrt{n}W_n^*)$, $1 - I_n(\sqrt{n}M_n)$ and $1 - J_n(T_n^+(w))$.

Appendix

If $F = F_0$, then our statistics have the shape

$$W_n^* = \frac{\frac{R}{n} - F(X_{R:n})}{\sqrt{F(X_{R:n})(1 - F(X_{R:n}))}} \quad \text{with} \quad (18)$$

$$R = \operatorname{argmax}_{1 \leq i \leq n} \frac{i}{n} - F(X_{i:n}) \quad (19)$$

and

$$V_n^* = \frac{\max\{\frac{r}{n} - F(X_{r:n}), F(X_{r:n}) - \frac{r-1}{n}\}}{\sqrt{F(X_{r:n})(1 - F(X_{r:n}))}} \quad \text{with} \quad (20)$$

$$r = \operatorname{argmax}_{1 \leq i \leq n} \max\{\frac{i}{n} - F(X_{i:n}), F(X_{i:n}) - \frac{i-1}{n}\}. \quad (21)$$

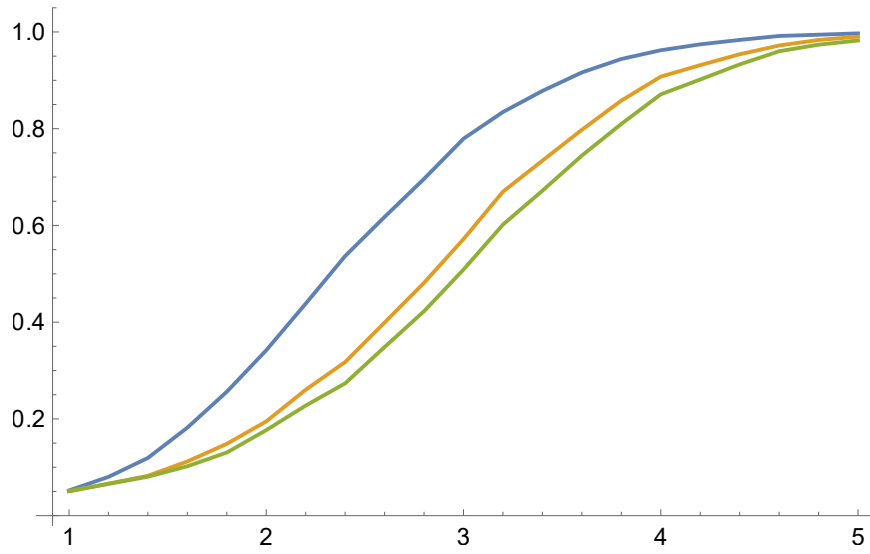


FIG 3. Power for $n = 100$

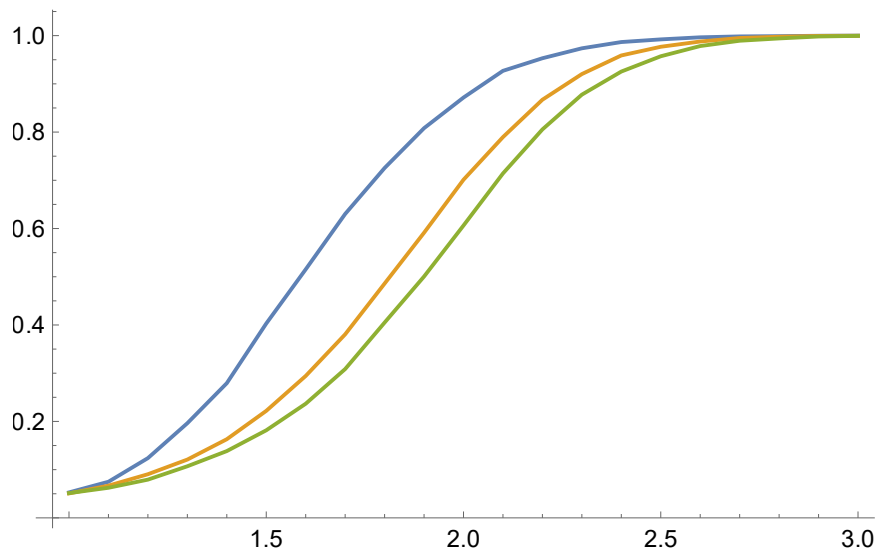


FIG 4. Power for $n = 500$

Lemma A.1. *If F is continuous, then the distribution of W_n^* in (18) does not depend on F . The same holds for V_n^* in (20).*

Proof. By the quantile-transformation we can w.l.o.g. assume that $X_i = F^{-1}(U_i)$, $1 \leq i \leq n$. By continuity of F it follows that $X_{i:n} = F^{-1}(U_{i:n})$ for all indices i and in particular $X_{R:n} = F^{-1}(U_{R:n})$. As in the proof of Lemma A.2 in [Ferguson \(2005\)](#) one shows that $R = \operatorname{argmax}_{1 \leq i \leq n} \frac{i}{n} - U_{i:n}$. Since by continuity $F \circ F^{-1}$ is the identity map we obtain from (18) and (19) that

$$W_n^* = \frac{\frac{R}{n} - U_{R:n}}{U_{R:n}(1 - U_{R:n})} \quad \text{with} \quad R = \operatorname{argmax}_{1 \leq i \leq n} \frac{i}{n} - U_{i:n}.$$

In the same manner one shows that

$$V_n^* = \frac{\max\{\frac{r}{n} - U_{r:n}, U_{r:n} - \frac{r-1}{n}\}}{\sqrt{U_{r:n}}(1 - U_{r:n})} \quad \text{with} \quad (22)$$

$$r = \operatorname{argmax}_{1 \leq i \leq n} \max\{\frac{i}{n} - U_{i:n}, U_{i:n} - \frac{i-1}{n}\} \quad (23)$$

and the proof is complete. \square

Lemma A.2. *For every $f \in D[0, 1]$ let $M(f) := \sup_{t \in [0, 1]} f(t)$ and $A(f) := \{t \in [0, 1] : \max\{f(t), f(t-)\} = M(f)\}$ with the convention $f(0-) := f(0)$. Then $A(f)$ is non-empty and compact. In particular, $a(f) := \min A(f)$ is well-defined. The statements remain true if $[0, 1]$ is replaced by any compact subinterval.*

Proof. Introduce $\bar{f}(x) := \max\{f(x), f(x-)\}$. Then by Lemmas 2.1 and 2.2 of [Ferguson \(2015\)](#) the function \bar{f} is the upper semicontinuous regularization of f and $A(f)$ is equal to the set of all maximizing points of \bar{f} . Since $[0, 1]$ is compact the latter set is known to be non-empty and compact. \square

Lemma A.3. *The functional $L := (M, a) : (D[0, 1], s) \rightarrow \mathbb{R}^2$ is Borel-measurable.*

Proof. Since the Borel- σ algebra $\mathcal{B}(\mathbb{R}^2)$ is equal to $\mathcal{B}(\mathbb{R}) \otimes \mathcal{B}(\mathbb{R})$ it suffices to show that M and a are Borel-measurable. By right-continuity of $f \in D[0, 1]$ we have that $M(f) = \sup_{t \in [0, 1] \cap \mathbb{Q}} f(t)$ and therefore $M : (D[0, 1], s) \rightarrow \mathbb{R}$ is Borel-measurable upon noticing that the Borel- σ algebra on $(D[0, 1], s)$ is generated by the projections (evaluation maps), see Theorem 12.5 in [Billingsley \(1999\)](#).

As to measurability of a let $x \in [0, 1]$. Then (with $D := D[0, 1]$) we have that

$$\{f \in D : a(f) \leq x\} = \{f \in D : \sup_{t \in [0, x]} f(t) \geq \sup_{t \in [x, 1]} f(t)\} \quad (24)$$

$$= \{f \in D : \sup_{t \in [0, x] \cap \mathbb{Q}} f(t) \geq \sup_{t \in [x, 1] \cap \mathbb{Q}} f(t)\}. \quad (25)$$

To see the equality (24) assume that $a(f) \leq x$, but $\sup_{t \in [0, x]} f(t) < \sup_{t \in [x, 1]} f(t)$. Put $\tau := a(f)$. Then $f(\tau) \leq \sup_{t \in [0, x]} f(t) < \sup_{t \in [x, 1]} f(t) \leq M(f)$. If $\tau > 0$ we find a sequence (s_k) with $0 < s_k \uparrow \tau$, whence $f(\tau-) = \lim_{k \rightarrow \infty} f(s_k)$. In particular $s_k \leq \tau \leq x$ and so $f(s_k) \leq \sup_{t \in [0, x]} f(t)$ for each k . Taking the limit

$k \rightarrow \infty$ yields $f(\tau-) \leq \sup_{t \in [0, x]} f(t) < \sup_{t \in [x, 1]} f(t) \leq M(f)$. As a consequence $\max\{f(\tau), f(\tau-)\} < M(f)$, a contradiction to τ is a supremizing point. If $\tau = 0$, then by convention $f(0-) = f(0)$ and $f(0) < M(f)$ as seen above. So we arrive at a contradiction also in this case.

For the other direction observe that $M(f) = \max\{\sup_{t \in [0, x]} f(t), \sup_{t \in [x, 1]} f(t)\} = \sup_{t \in [0, x]} f(t) = \max\{f(\sigma), f(\sigma-)\}$ for some $\sigma \in [0, x]$ by Lemma A.2. Thus $\sigma \in A(f)$ and since $a(f)$ is the smallest supremizing point it follows that $a(f) \leq \sigma \leq x$ as desired. This shows equality (24). The second equality (25) holds, because the respective suprema coincide by right-continuity of f . Measurability now follows again by noticing that the Borel- σ algebra on $(D[0, 1], s)$ is generated by the projections. \square

Lemma A.4. *The argmax-functional $a : (D[0, 1], s) \rightarrow [0, 1]$ is continuous on the class C_u of all continuous functions $f : [0, 1] \rightarrow \mathbb{R}$ with unique maximizing point.*

Proof. Let $f \in C_u$ with unique minimizer $\tau = a(f)$ and let (f_n) be a sequence in $D[0, 1]$ such that $s(f_n, f) \rightarrow 0$. Since f is continuous we have that in fact

$$\|f_n - f\| = \sup_{0 \leq t \leq 1} |f_n(t) - f(t)| \rightarrow 0. \quad (26)$$

Assume that $\tau \in (0, 1)$. For an arbitrary $0 < \epsilon \leq \tau \wedge (1 - \tau)$ introduce $U_\epsilon := (\tau - \epsilon, \tau + \epsilon] \subseteq [0, 1]$ with non-empty complement $V_\epsilon = [0, 1] \setminus U_\epsilon = [0, \tau - \epsilon] \cup (\tau + \epsilon, 1]$. Consider

$$m_\epsilon := \sup\{f(t) : t \in V_\epsilon\} = \sup\{f(t) : t \in \bar{V}_\epsilon\},$$

where \bar{V}_ϵ is the closure of V_ϵ and equal to $[0, \tau - \epsilon] \cup [\tau + \epsilon, 1]$. Here the second equality holds by continuity of f . Put $\delta_\epsilon := \frac{1}{3}(f(\tau) - m_\epsilon)$. Then $\delta_\epsilon > 0$, because otherwise $f(\tau) = m_\epsilon = f(\sigma)$ for some $\sigma \in \bar{V}_\epsilon$ upon noticing that \bar{V}_ϵ is compact. Consequently, σ is a maximizing point, which differs from τ , because it does not lie in $(\tau - \epsilon, \tau + \epsilon)$. This is a contradiction to the uniqueness of τ . Infer from (26) that there exists a natural number $n_0(\epsilon)$ such that

$$\|f_n - f\| \leq \delta_\epsilon \quad \forall n \geq n_0(\epsilon). \quad (27)$$

Let $t \notin U_\epsilon$, so $t \in V_\epsilon$. Notice that

$$f_n(\tau) - f_n(t) = [f_n(\tau) - f(\tau)] + [f(\tau) - f(t)] + [f(t) - f_n(t)]. \quad (28)$$

By (27) the first summand $f_n(\tau) - f(\tau)$ and the third summand $f(t) - f_n(t)$ are greater or equal $-\delta_\epsilon$. As to the second summand observe that $f(t) \leq m_\epsilon$, because $t \in V_\epsilon$. Thus $f(\tau) - f(t) \geq f(\tau) - m_\epsilon = 3\delta_\epsilon$. Summing up we arrive at $f_n(\tau) - f_n(t) \geq -2\delta_\epsilon + 3\delta_\epsilon = \delta_\epsilon$ or equivalently

$$f_n(t) \leq f_n(\tau) - \delta_\epsilon < f_n(\tau) \quad \forall t \notin U_\epsilon \quad \forall n \geq n_0(\epsilon). \quad (29)$$

From this basic inequality we can derive that also

$$f_n(t-) < f_n(\tau) \quad \forall t \notin U_\epsilon \quad \forall n \geq n_0(\epsilon). \quad (30)$$

To see this consider at first the case $t \in (0, \tau - \epsilon]$. Then there exists a sequence (s_k) with $0 < s_k \uparrow t$, whence by (29) applied to $t = s_k$ it follows that $f_n(t-) = \lim_{k \rightarrow \infty} f_n(s_k) \leq f_n(\tau) - \delta_\epsilon < f_n(\tau)$. In the same way one can treat the case $t \in (\tau + \epsilon, 1]$ and finally if $t = 0$, then $f_n(0-) = f_n(0)$ by definition and another application of (29) gives (30). Now, (29) and (30) show that

$$\max\{f_n(t), f_n(t-)\} < f_n(\tau) \quad \forall t \notin U_\epsilon \quad \forall n \geq n_0(\epsilon). \quad (31)$$

Conclude that

$$\tau_n := a(f_n) \in U_\epsilon \quad \forall n \geq n_0(\epsilon), \quad (32)$$

because otherwise there exists an $n \geq n_0(\epsilon)$ such that $\tau_n \notin U_\epsilon$. But since τ_n is the (smallest) supremizing point of f_n we obtain with (31) that $M(f_n) = \max\{f_n(\tau_n), f_n(\tau_n-)\} < f_n(\tau)$, a contradiction to $M(f_n)$ is the (least) upper bound of f_n . In the extreme cases $\tau = 0$ or $\tau = 1$ one considers U_ϵ equal to $[0, \epsilon]$ or $(1 - \epsilon, 1]$, respectively, and the same modulus operandi as above leads to (32). Thereby we have shown that $a(f_n) \rightarrow a(f)$ whenever $f_n \rightarrow_s f$, which means that a is continuous at f . \square

References

- Anderson, T. W. and Darling, D. A. (1952). Asymptotic theory of certain "goodness of fit" criteria based on stochastic processes. *Ann. Math. Statist.*, **23**, 193–212.
- Billingsley, P. (1999). *Convergence of Probability Measures*, 2nd ed. New York: Wiley.
- Birnbaum, Z. W. and Pyke, R. (1958). On some distributions related to the statistic D_n^+ . *Ann. Math. Statist.*, **29**, 179–187.
- Cahill, N. D., D'Errico, J. R., Narayan, D. A. and Narayan, J. Y. (2002). Fibonacci Determinants. *The College Mathematics Journal*, **33**, 221–225. DOI: 10.1080/07468342.2002.11921945
- Chang, L. C. (1955). On the ratio of the empirical distribution to the theoretical distribution function. *Acta Math. Sinica*, **5**, 347–368. (English translation in *Selected Transl. Math. Statist. Prob.*, **4** (1964), 17–38.)
- Chibisov, M. D. (1966). Some theorems on the limiting behavior of the empirical distribution function. *Selected Translations Math. Statist. Prob.*, **6**, 147–156.
- Csörgő, M. and Horváth, L. (1993). *Weighted Approximations in Probability and Statistics*, Chichester, England: Wiley.
- Daniels, H. E. (1945). The statistical theory of the strength of bundles of threads. *Proc. Roy. Soc. London Ser. A*, **183**, 405–435.
- Ferger, D. (2005). On the minimizing point of the incorrectly centered empirical process and its limit distribution in nonregular experiments. *ESAIM: Probability and Statistics*, **9**, 307–322.
- Ferger, D. (2015). Arginf-sets of multivariate cadlag processes and their convergence in Hyperspace topologies. *Theory of Stochastic Processes*, **20** (36), 13–41.

- Ferger, D. (2018). On the supremum of a Brownian bridge standardized by its maximizing point with applications to statistics. *Statist. Probab. Lett.*, **134**, 63–69.
- Gänslér, P. and Stute, W. (1977). *Wahrscheinlichkeitstheorie*, Berlin, Heidelberg: Springer.
- Gutjahr, M. (1988). *Zur Berechnung geschlossener Ausdrücke für die Verteilung von Statistiken, die auf einer empirischen Verteilungsfunktion basieren*, Phd-thesis, Ludwig-Maximilians-University, München.
- Ishii, G. (1959). On the exact probabilities of Rényi's tests. *Ann. Inst. Statist. Math. Tokyo*, **11**, 17–24.
- Jaeschke, D. (1979). The asymptotic distribution of the supremum of the standardized empirical distribution function on subintervals. *Ann. Statist.*, **7**, 108–115.
- Mason, D. and Schuenemeyer, J. H. (1983). A modified Kolmogorov-Smirnov test sensitive to tail alternatives. *Ann. Statist.*, **11**, 933–946.
- Noé, M. (1972). The calculations of distributions of two-sided Kolmogorov-Smirnov type statistics. *Ann. Math. Statist.*, **43**, 58–64.
- Rényi, A. (1953). On the theory of order statistics. *Acta Sci. Math. Hung.*, **4**, 191–227.
- Rényi, A. (1962). *Wahrscheinlichkeitsrechnung. Mit einem Anhang über Informationstheorie*, Berlin: VEB Deutscher Verlag der Wissenschaften.
- Shorack, G. R. and Wellner, J. A. (1986). *Empirical Processes with Applications to Statistics*, New York: Wiley.
- Smirnov, N. V. (1944). Approximate laws of distribution of random variables from empirical data. *Usp. Mat. Nauk*, **10**, 179–206 (in Russian).
- Steck, G. P. (1971). Rectangle probabilities for uniform order statistics and the probability that the empirical distribution function lies between two distribution functions. *Ann. Math. Statist.*, **42**, 1–11.
- Takács, L. (1967). *Combinatorial Methods in the Theory of Stochastic Processes*, New York: Wiley.