

Markovian Foundations for Quasi-Stochastic Approximation with Applications to Extremum Seeking Control

Caio Kalil Lauand Sean Meyn*

April 2, 2024

Abstract

This paper concerns quasi-stochastic approximation (QSA) to solve root finding problems commonly found in applications to optimization and reinforcement learning. The general constant gain algorithm may be expressed as the time-inhomogeneous ODE $\frac{d}{dt}\Theta_t = \alpha f_t(\Theta_t)$, with state process Θ evolving on \mathbb{R}^d . Theory is based on an almost periodic vector field, so that in particular the time average of $f_t(\theta)$ defines the time-homogeneous mean vector field $\bar{f}: \mathbb{R}^d \rightarrow \mathbb{R}^d$ with $\bar{f}(\theta^*) = 0$. Under smoothness assumptions on the functions involved, the following exact representation is obtained:

$$\frac{d}{dt}\Theta_t = \alpha[\bar{f}(\Theta_t) - \alpha\bar{\Upsilon}_t + \alpha^2\mathcal{W}_t^0 + \alpha\frac{d}{dt}\mathcal{W}_t^1 + \frac{d^2}{dt^2}\mathcal{W}_t^2]$$

along with formulae for the smooth signals $\{\bar{\Upsilon}_t, \mathcal{W}_t^i : i = 0, 1, 2\}$. This representation is based on the application of techniques from Markov processes, for which Poisson's equation plays a central role. This new representation, combined with new conditions for ultimate boundedness, has many applications for furthering the theory of QSA and its applications, including the following implications that are developed in this paper:

- (a) A proof that the estimation error $\|\Theta_t - \theta^*\|$ is of order $O(\alpha)$, but can be reduced to $O(\alpha^2)$ using a second order linear filter.
- (b) In application to extremum seeking control [an approach to gradient free optimization], it is found that the results do not apply because the standard algorithms are not Lipschitz continuous. A new approach is presented to ensure that the required Lipschitz bounds hold, and from this we obtain stability, transient bounds, asymptotic bias of order $O(\alpha^2)$, and asymptotic variance of order $O(\alpha^4)$.
- (c) It is in general possible to obtain better than $O(\alpha)$ bounds on error in traditional stochastic approximation when there is Markovian noise.

AMS-MSC Codes: 62L20, 34C29

*CKL and SPM are with the University of Florida, Gainesville, FL 32611 Financial support from ARO award W911NF2010055 and National Science Foundation award EPCN 1935389 is gratefully acknowledged.

Contents

1	Introduction	3
1.1	Root finding with noisy observations	3
1.2	Perturbative mean flow	4
1.3	Stability theory for QSA	5
1.4	Bridge building	6
1.4.1	SPSA	7
1.4.2	ESC and QSA	7
1.4.3	Averaging	8
1.4.4	Multiplicative noise	8
2	QSA Theory	8
2.1	Markovian framework for analysis	9
2.2	Steady state realizations and the LLN	11
2.3	Three steps towards the perturbative mean flow	12
2.4	Some stability theory	14
2.4.1	QSA solidarity	15
2.4.2	ODE@ ∞	16
2.5	Implications to filter design	17
2.6	Examples	18
2.6.1	Choice of Frequencies	18
2.6.2	Linear Systems Analysis	19
2.6.3	Gradient Descent	20
2.6.4	Almost periodic linear systems	20
2.7	Extensions	22
2.7.1	Vanishing gain	22
2.7.2	Implications to stochastic approximation	23
3	Implications to Extremum Seeking Control	24
3.1	What is extremum seeking control?	24
3.2	State dependent probing	25
3.3	ESC and QSA	26
3.4	Perturbative mean flow for qSGD	28
4	Examples	29
4.1	Optimization of Rastrigin's Objective	29
4.2	Vanishing vs Fixed Gain Algorithms - Rastrigin's Objective	31
4.3	The Walking Camel	31
5	Conclusions	35
6	Literature and Resources	36
A	Appendix	42
A.1	ODE QSA Solidarity	42
A.2	Baker's Theorem and Poisson's Equation	44
A.3	Stability	46
A.4	Filtering footnotes	48
A.5	Coupling and Lyapunov exponents	50
A.6	Implications to ESC	52
A.6.1	Stability	52
A.6.2	Vector field approximations	52
A.6.3	Conclusions for 2qSGD	53

1 Introduction

The basic problem of interest in this paper is root finding: find or approximate a solution $\theta^* \in \mathbb{R}^d$ to $\bar{f}(\theta^*) = 0$, where $\bar{f}: \mathbb{R}^d \rightarrow \mathbb{R}^d$ may not be available in closed form, but noisy measurements of $\bar{f}(\theta)$ are available for any θ . There is a large library of solution techniques.

1.1 Root finding with noisy observations

The field of stochastic approximation (SA) was born in the work of Robbins and Monro [58]. The goal is to solve the root finding problem in which the function $\bar{f}: \mathbb{R}^d \rightarrow \mathbb{R}^d$ is expressed as the expectation

$$\bar{f}(\theta) := \mathbb{E}[f(\theta, \xi)] \tag{1}$$

with ξ a random vector taking values in \mathbb{R}^m , and $f: \mathbb{R}^d \times \mathbb{R}^m \rightarrow \mathbb{R}^d$.

The basic SA algorithm is expressed as the d -dimensional recursion,

$$\theta_{n+1} = \theta_n + \alpha_{n+1} f(\theta_n, \xi_{n+1}), \quad n \geq 0, \tag{2}$$

in which $\{\alpha_n\}$ is the non-negative step-size sequence, and $\{\xi_{n+1}\}$ converges to ξ in distribution as $n \rightarrow \infty$. A common choice in theory is to opt for a step-size sequence that vanishes in n ; a typical choice is $\alpha_n = n^{-\rho}$ with $\rho \in (1/2, 1]$ [40, 9].

Writing $\tilde{\Xi}_n = f(\theta_n, \xi_{n+1}) - \bar{f}(\theta_n)$, the SA recursion can be expressed in the suggestive form,

$$\theta_{n+1} = \theta_n + \alpha_{n+1} \{\bar{f}(\theta_n) + \tilde{\Xi}_n\}, \quad n \geq 0 \tag{3}$$

This is interpreted as a noisy Euler approximation of the *mean flow*:

$$\frac{d}{dt} \vartheta_t = \bar{f}(\vartheta_t) \tag{4}$$

Convergence theory for SA is based on the recognition that the identity $\bar{f}(\theta^*) = 0$ means that θ^* is the stationary point for this ODE. Convergence of the SA recursion is established under the assumption that (4) is globally asymptotically stable, along with some regularity conditions on the noise, and the standard assumptions ensuring success of noiseless Euler approximations [9]. Note that in early work it was assumed that the sequence $\tilde{\Xi} := \{\xi_n : n \geq 1\}$ is i.i.d. (independent and identically distributed). It is made clear in [9] that convergence does not require such strong assumptions; it is only when we turn to rates of convergence that we require strong assumptions and far more elaborate analysis.

While there have been exciting advances in SA theory over recent decades, these advances do not allow us to escape an unfortunate truth: in the majority of applications of SA, the mean square error decays no faster than $1/n$ —*it would appear that there is no way to avoid the Central Limit Theorem*. This curse of variance is true in broad generality. Fortunately there is a remedy made possible by the flexibility we have in many application domains, such as optimization and reinforcement learning: in these applications it is *we who design the noise* for purposes of “exploration”. Much more efficient algorithms are obtained by abandoning randomness in the algorithm.

It is also convenient to perform analysis in continuous time, so that the recursion (2) is replaced with an ordinary differential equation.

Quasi-Stochastic Approximation is a deterministic analog of stochastic approximation. The *QSA ODE* is defined by the ordinary differential equation

$$\frac{d}{dt} \Theta_t = a_t f(\Theta_t, \xi_t) \tag{5}$$

where $f: \mathbb{R}^d \times \mathbb{R}^m \rightarrow \mathbb{R}^d$ is continuous and the gain process $\{a_t\}$ is analogous to $\{\alpha_n\}$. The m -dimensional deterministic continuous time process ξ is called the *probing signal*.

Subject to mild assumptions, it was shown in [33, 24] that the algorithm can be designed so that the squared error decays at rate $1/t^{4\rho}$ for the vanishing gain algorithm, using

$$a_t = \alpha / (1 + t/t_\epsilon)^p \tag{6}$$

with $\rho \in (\frac{1}{2}, 1)$, and $\alpha > 0$, $t_e \geq 1$ arbitrary constants.

The present article focuses on the case $\rho = 0$, meaning the gain is constant: $a_t \equiv \alpha$.

It is assumed throughout the paper that the probing signal is a nonlinear function of sinusoids: $\xi_t = G_0(\xi_t^0)$, with $G_0: \mathbb{R}^K \rightarrow \mathbb{R}^m$ continuous, and

$$\xi_t^0 = [\cos(2\pi[\omega_1 t + \phi_1]); \dots; \cos(2\pi[\omega_K t + \phi_K])] \quad (7)$$

Motivation for a nonlinearity may be to create rich probing signals from simple ones. For example, with $K = 1$ we can obtain $\xi_t = [\cos(2\pi\omega_1 t); \cos(4\pi\omega_1 t); \dots; \cos(2m\pi\omega_1 t)]$ for any $m \geq 1$, with $G_0: \mathbb{R} \rightarrow \mathbb{R}^m$ polynomial. On choosing G_0 linear we obtain, for vectors $\{v^i\} \subset \mathbb{R}^m$,

$$\xi_t = \sum_{i=1}^K v^i \cos(2\pi[\omega_i t + \phi_i]) \quad (8)$$

For analysis it is crucial to abandon ξ_t^0 in favor of the K -dimensional clock-process Φ with entries $\Phi_t^i = \exp(2\pi j[\omega_i t + \phi_i])$. On defining $G(z) = G_0((z+1/z)/2)$, where $1/z := (1/z_1, \dots, 1/z_K)$ for $z \in \{\mathbb{C} \setminus \{0\}\}^K$, we obtain

$$\xi_t = G(\Phi_t) \quad (9)$$

The function G will be assumed continuous on the restricted domain $\{\mathbb{C} \setminus \{0\}\}^K$.

The clock-process Φ is Markovian. It can also be expressed as the solution to the linear system,

$$\frac{d}{dt}\Phi_t = W\Phi_t, \quad \text{with } W = 2\pi j \text{diag}(\omega_i) \quad (10)$$

It evolves on a compact subset of Euclidean space denoted $\Omega \subset \mathbb{C}^K$, and it is evident that the uniform distribution on Ω is the unique invariant measure for Φ ; this is denoted π .

The *mean vector field* associated with (5) is defined as the expectation,

$$\bar{f}(\theta) = \mathbb{E}[f(\theta, G(\Phi))], \quad \theta \in \mathbb{R}^d, \quad \text{in which } \Phi \sim \pi. \quad (11)$$

The Law of Large Numbers holds: $\lim_{T \rightarrow \infty} \frac{1}{T} \int_0^T g(\Phi_t) dt = \bar{g}$ for each initial condition Φ_0 , where $\bar{g} := \int g(z)\pi(dz)$ [25, Ch. 8]. This is commonly used in this paper with $g(z) = h(G(z))$, so that $g(\Phi_t) = h(\xi_t)$.

1.2 Perturbative mean flow

The central conclusion on which most of the concepts in this paper are based upon is the following representation for the QSA ODE, which holds under smoothness conditions on f and G_0 .

Perturbative Mean Flow: The solution to the QSA ODE admits the exact description

$$\begin{aligned} \frac{d}{dt}\Theta_t &= \alpha[\bar{f}(\Theta_t) - \alpha\bar{\Upsilon}_t + \mathcal{W}_t] \\ \mathcal{W}_t &= \alpha^2\mathcal{W}_t^0 + \alpha\frac{d}{dt}\mathcal{W}_t^1 + \frac{d^2}{dt^2}\mathcal{W}_t^2 \end{aligned} \quad (12)$$

The details:

- (i) The deterministic processes $\{\mathcal{W}_t^i : i = 0, 1, 2\}$ have explicit representations, given in (47a)–(47c), as smooth functions of the larger state process $\Psi = (\Theta, \Phi)$.
- (ii) The function $\bar{\Upsilon}_t = \bar{\Upsilon}(\Theta_t)$ appears when there is multiplicative noise in the QSA ODE. It can contribute significantly to the estimation error $\|\Theta_t - \theta^*\|$, resulting in large bias and variance. Fortunately, it can be eliminated with careful design.

The implications of the perturbative mean flow (or P-mean flow) representation to algorithm design are focuses of this paper.

However, there is one catch: while the P-mean flow representation holds in broad generality, we cannot use it to establish stability (in the sense of ultimate boundedness) since to-date we have not found global Lipschitz bounds on the functions $\{\bar{\Upsilon}, \mathcal{W}^i : i = 0, 1, 2\}$.

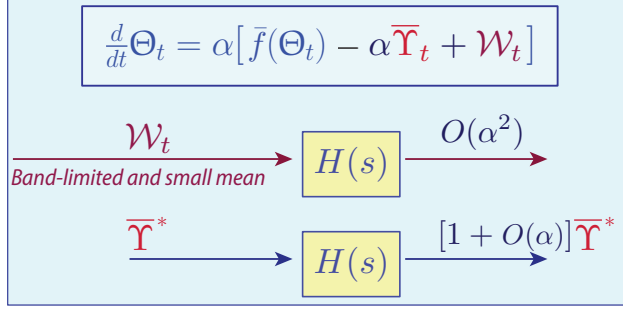


Figure 1: Perturbative mean flow and its implication to filter design.

Algorithm Performance: The pair $\Psi = (\Theta, \Phi)$ is a Feller Markov process. Existence of an invariant measure $\varpi \sim \Psi$ is guaranteed for QSA whenever the sample path Θ is bounded from at least one initial condition. Conditions under which ϖ is unique are given in Section 2.2 so that bias and variance are defined as follows

$$\begin{aligned}\beta_{\Theta} &= \lim_{T \rightarrow \infty} \left\| \frac{1}{T} \int_0^T [\Theta_t - \theta^*] dt \right\|, \\ \sigma_{\Theta}^2 &= \left(\lim_{T \rightarrow \infty} \frac{1}{T} \int_0^T \|\Theta_t - \theta^*\|^2 dt \right) - \|\beta_{\Theta}\|^2.\end{aligned}\tag{13}$$

The standard L_p norms are also considered in their sample path forms:

$$\begin{aligned}\|\Theta - \theta^*\|_{L_1} &= \lim_{T \rightarrow \infty} \frac{1}{T} \int_0^T \|\Theta_t - \theta^*\| dt, \\ \|\Theta - \theta^*\|_{L_2} &= \sqrt{\lim_{T \rightarrow \infty} \frac{1}{T} \int_0^T \|\Theta_t - \theta^*\|^2 dt}.\end{aligned}\tag{14}$$

The L_1 norm is also referred to as the absolute average error (AAD). These quantities are related via

$$\|\Theta - \theta^*\|_{L_1} \leq \|\Theta - \theta^*\|_{L_2} = \sqrt{\sigma_{\Theta}^2 + \beta_{\Theta}^2}.\tag{15}$$

We say that the AAD is $O(\eta_{\alpha})$ if there is a finite constant B_0 such that $\|\Theta - \theta^*\|_{L_1} \leq B_0 \eta_{\alpha}$ for all $\alpha > 0$ in a neighborhood of the origin; η_{α} will be polynomial in α .

We find that the AAD of QSA may be order $O(\alpha)$ even when $\bar{\Upsilon} \equiv 0$. Fig. 1 illustrates how linear filtering techniques can reduce this AAD to $O(\alpha^2)$. The concept is simple: if $\frac{d}{dt}u_t$ is passed through a low pass filter with bandwidth $\gamma > 0$, then the output y_t satisfies $|y_t| \leq \gamma \|\mathbf{u}\|_{\infty} + o(1)$. In general we require a second order filter to attenuate the term $\frac{d^2}{dt^2}\mathcal{W}_t^2$ appearing in (12).

We are also interested in the *target bias*, defined as the sample average

$$b_{\bar{f}} := \lim_{T \rightarrow \infty} \frac{1}{T} \int_0^T \bar{f}(\Theta_t) dt\tag{16}$$

1.3 Stability theory for QSA

We opt for the usual control-theoretic definition for the full state process: We say that $\Psi = (\Theta, \Phi)$ is *ultimately bounded* if there is a fixed constant $B < \infty$ satisfying the following: for each initial condition $\Theta_0 = \theta, \Phi_0 = z$, there is a finite time $t_0 = t_0(\theta, z)$ such that

$$\|\Theta_t\| \leq B, \quad t \geq t_0\tag{17}$$

Two criteria to establish this property are available based entirely on the mean vector field \bar{f} :

1. **Lipschitz Lyapunov Function:** For a C^1 function $V: \mathbb{R}^d \rightarrow \mathbb{R}_+$ and a constant $\delta_0 > 0$,

$$\frac{d}{dt}V(\vartheta_t) \leq -\delta_0 V(\vartheta_t), \quad \text{when } \|\vartheta_t\| \geq \delta_0^{-1} \quad (18)$$

This is equivalently expressed $\nabla V(\theta) \cdot \bar{f}(\theta) \leq -\delta_0 V(\theta)$ for all $\|\theta\| \geq \delta_0^{-1}$. This implies a similar bound for the QSA ODE under very general conditions. Most crucial is that f , \bar{f} , and V each satisfy a global Lipschitz bound.

2. **ODE@ ∞ :** This is the vector field obtained by scaling

$$\bar{f}_\infty(\theta) := \lim_{r \rightarrow \infty} \bar{f}^r(\theta) \quad \text{with} \quad \bar{f}^r(\theta) = r^{-1} \bar{f}(r\theta), \quad \theta \in \mathbb{R}^d \quad (19)$$

If this exists, and if the ODE with this vector field is locally asymptotically stable, then we establish a relaxation of (18) that also implies that Ψ is ultimately bounded.

The first criterion might look odd to those accustomed to quadratic Lyapunov functions. Suppose that V_1 is quadratic, of the form $V_1(\theta) = \theta^\top P \theta$ with $P > 0$ ($d \times d$), and solves $\nabla V_1(\theta) \cdot \bar{f}(\theta) \leq -\delta_1 V_1(\theta)$ for some $\delta_1 > 0$ and all $\|\theta\| \geq \delta_1^{-1}$. It follows from the chain rule that (18) holds using $V = \sqrt{1 + V_1}$, and $\delta_0 \in (\delta_1/2, 1)$.

The second approach is based on the very notion of ultimate boundedness: if this condition fails to hold, then by definition the state blows up. Hence we look at the evolution on a compressed spatial scale. An example is shown in Fig. 2, with details postponed to Section 3.

The ODE@ ∞ is also a useful technique to establish ultimate boundedness of the mean flow: consider a large initial condition, with magnitude $r = \|\vartheta_0\|$. The scaled state process $\vartheta_t^r = r^{-1} \vartheta_t$ solves the scaled ODE,

$$\frac{d}{dt} \vartheta_t^r = r^{-1} \bar{f}(\vartheta_t) = \bar{f}^r(\vartheta_t^r), \quad \|\vartheta_0^r\| = 1 \quad (20)$$

This simple conclusion leads to a proof of ultimate boundedness for the mean flow, following two observations:

(i) The convergence in (19) is uniform on compact subsets of \mathbb{R}^d (an application of Lipschitz continuity).

(ii) if \bar{f}_∞ is locally asymptotically stable, then it must be globally exponentially asymptotically stable, with the origin the unique stationary point, $\bar{f}_\infty(0) = 0$.

Based on these conclusions we obtain semi-exponential stability, in the following sense: there is $b_e < \infty$ and $\delta_e > 0$ such that for any initial conditions satisfying $\|\vartheta_0\| \geq \delta_e^{-1}$, solutions to (4) satisfy

$$\|\vartheta_t\| \leq b_e \|\vartheta_0\| e^{-\delta_e t}, \quad 0 \leq t \leq T(\vartheta_0) \quad (21)$$

where T is the first entrance time: $T(\vartheta_0) := \min\{t \geq 0 : \|\vartheta_t\| \leq \delta_e^{-1}\}$.

The bound (21) is extended to the QSA ODE in Thm. 2.6, under either of these two stability criteria.

1.4 Bridge building

As motivation, to provide examples, and to provide a short literature survey, we present a brief survey of gradient free optimization (GFO) and how it is related to QSA and extremum seeking control (ESC). The definition of ESC is postponed to Section 3, based on interpretation of its standard block diagram description shown in Fig. 3.

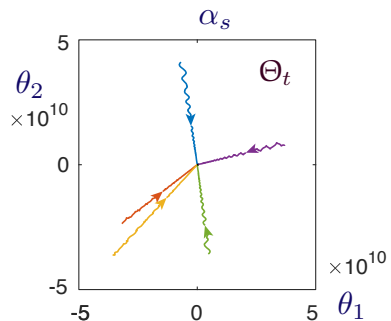


Figure 2: Solutions to *extremum seeking control* for the Rastrigin objective, starting from very large initial conditions

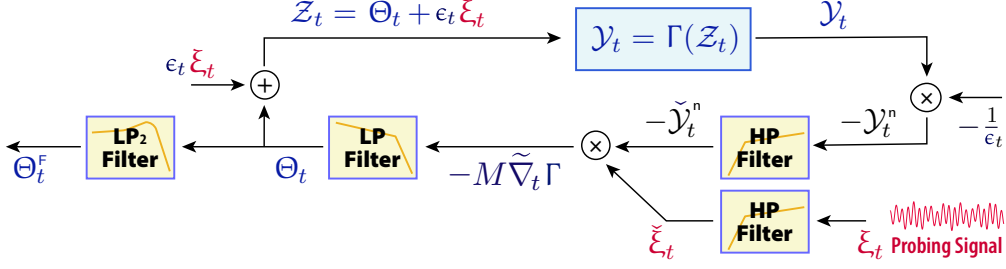


Figure 3: A Typical Architecture for Extremum Seeking Control for Gradient-Free Optimization

1.4.1 SPSA

Within the area of GFO two algorithms of Spall are most easily described and justified. Each are SA algorithms of the form (2), differing only in the definition of f :

$$1\text{SPSA: } f(\theta, \xi) = -\frac{1}{\epsilon} \xi \Gamma(\theta + \epsilon \xi) \quad (22a)$$

$$2\text{SPSA: } f(\theta, \xi) = -\frac{1}{2\epsilon} \xi [\Gamma(\theta + \epsilon \xi) - \Gamma(\theta - \epsilon \xi)] \quad (22b)$$

It is assumed that the probing sequence $\{\xi_n\}$ is i.i.d., and in much of the theory it is assumed that the entries of ξ_n have support in $\{-1, 1\}$. In either case, the mean vector field is defined via (1):

$$\bar{f}(\theta) := \mathbb{E}[f(\theta, \xi_{n+1})], \quad \theta \in \mathbb{R}^d$$

This is independent of n under the assumption that the probing sequence is i.i.d..

Motivation for either is usually based on a first-order Taylor series approximation. The following exact representations follow from the Fundamental Theorem of Calculus:

$$1\text{SPSA: } f(\theta, \xi) = -\xi \xi^\top \frac{1}{\epsilon} \int_0^\epsilon \nabla \Gamma(\theta + t\xi) dt - \frac{1}{\epsilon} \xi \Gamma(\theta) \quad (23a)$$

$$2\text{SPSA: } f(\theta, \xi) = -\xi \xi^\top \frac{1}{2\epsilon} \int_{-\epsilon}^\epsilon \nabla \Gamma(\theta + t\xi) dt \quad (23b)$$

These representations in terms of average gradients provide the first step in the proof of the following:

Proposition 1.1. *Suppose that the d -dimensional sequence ξ is i.i.d. with zero mean, and that $\xi_{n+1} \stackrel{\text{dist}}{=} -\xi_{n+1}$ (equality in distribution). Then the mean vector fields for 1SPSA and 2SPSA coincide.*

Suppose in addition that the objective Γ is continuously differentiable (C^1) and strongly convex in a neighborhood of the optimizer θ^{opt} . Then, there exists $\epsilon^0 > 0$ such that the function \bar{f} has a root θ^ for $0 < \epsilon \leq \epsilon^0$, and for either 1SPSA or 2SPSA,*

$$\|\theta^* - \theta^{\text{opt}}\| = O(\epsilon^2) \quad \text{and} \quad \Gamma(\theta^*) - \Gamma(\theta^{\text{opt}}) = O(\epsilon^4) \quad (24)$$

□

SPSA is a perfect example of a successful algorithm that can be improved using deterministic exploration.

1.4.2 ESC and QSA

Spall's SPSA recursions admit natural analogs as QSA ODEs, with vector fields

$$1\text{qSGD: } f(\Theta_t, \xi_t) = -\frac{1}{\epsilon} \xi_t \Gamma(\Theta_t + \epsilon \xi_t) \quad (25a)$$

$$2\text{qSGD: } f(\Theta_t, \xi_t) = -\frac{1}{2\epsilon} \xi_t [\Gamma(\Theta_t + \epsilon \xi_t) - \Gamma(\Theta_t - \epsilon \xi_t)] \quad (25b)$$

in which qSGD refers to *quasi-stochastic gradient descent*. In examples that follow we typically take the sinusoidal probing signal (8).

In Section 3 we show that 1qSGD is a simple instance of extremum seeking control.

And we also find a challenge: in both domains, ESC and 1qSGD, convergence theory is limited because the vector field f is not Lipschitz continuous in its first variable. *Lipschitz continuity is a critical component of theory for both SA and QSA*. A remedy is introduced in this paper, through the introduction of a state-dependent probing gain. Details are found in Section 3.2.

1.4.3 Averaging

The theory of averaging for variance reduction is well-established in the SA literature, with application to optimization [21, 45, 44] and to GFO [63]. The idea is very simple: given the estimates $\{\theta_n : 0 \leq n \leq N\}$ from any SA recursion, obtain a new estimate via

$$\theta_N^{\text{PR}} := \frac{1}{N - N_0} \sum_{n=N_0+1}^N \theta_n \quad (26)$$

where $1 \leq N_0 < N$ is chosen to discard large transients. This apparently simple “hack” provides enormous benefit: under mild conditions, the variance of this estimate of θ^* is minimal in a strong sense [9, 30]. The technique goes by the name of Polyak-Ruppert averaging in honor of the creators of the technique and original analysis [59, 51, 52] (note Polyak’s contributions in [51] prior to his collaboration with Juditsky). The article [15] is an early application of these ideas to accelerate GFO.

This is similar to the low pass filter shown in (3), generating Θ_t^f from Θ_t . We will find better options for fixed gain QSA in Section 2.5.

1.4.4 Multiplicative noise

One objective of this paper is to bring to light the challenges posed by multiplicative noise. Many optimistic results in prior work consider additive noise models for which the nuisance term Υ is not present:

- (i) Estimation error bounds of order $O(\alpha^2)$ are obtained in [2] for ESC when the objective is quadratic.
- (ii) There are recent optimistic results in the stochastic approximation literature for fixed gain algorithms [44, 18]. Through design it is possible to obtain zero asymptotic bias and optimize variance (via averaging). These results are obtained for models with additive white noise.

For QSA we obtain both $O(\alpha^2)$ bounds for AAD and target bias through careful design of filters and the probing signal. Theory shows that we cannot expect $O(\alpha^2)$ AAD for general models, unless a filter is designed following the specifications in Thm. 2.11.

In stochastic settings with Markovian noise it is not at all clear how to obtain such strong conclusions—averaging cannot remove the inherent $O(\alpha)$ AAD that is a consequence of statistical memory. Details are found in Section 2.7.2.

Overview The remainder of the body of the paper is organized into five additional sections: The main technical results of the paper are contained in Section 2, including a proof of the P-mean flow representation (12). Implications to extremum seeking control are summarized in Section 3, with examples in Section 4, and conclusions and directions for future research are summarized in Section 5. A literature survey is contained in Section 6, and proofs of some technical results are contained in the Appendix.

2 QSA Theory

The theory described in this section is based on the fixed-gain QSA ODE with $a_t \equiv \alpha > 0$:

$$\frac{d}{dt} \Theta_t = \alpha f(\Theta_t, \xi_t) \quad (27)$$

Convergence of $\{\Theta_t\}$ to θ^* cannot be expected; instead with careful design of the algorithm we obtain bounds on asymptotic bias of order $O(\alpha^2)$ and variance of order $O(\alpha^4)$.

2.1 Markovian framework for analysis

In the theory of SA the stochastic sequence $\{\xi_{n+1}\}$ appearing in (2) is not always assumed to be i.i.d.. Sharp results on asymptotic variance are available when it can be expressed as a function of a well behaved Markov chain. It may come as a big surprise to learn that the techniques extend to QSA analysis, and the application of techniques rooted in Markov chain theory are the only tools available to obtain (12) and its progeny.

The pair $\Psi = (\Theta, \Phi)$ is the state process for a time-homogeneous dynamical system, which may be expressed as a continuous function of its initial condition. There is a mapping $\phi: \mathbb{R} \times \Omega \rightarrow \mathcal{Y}$ such that

$$\Psi_{t+s} = \phi_s(\Theta_t, \Phi_t), \quad s, t \in \mathbb{R}_+, \quad \Psi_t = (\Theta_t, \Phi_t) \in \mathcal{Y} = \mathbb{R}^d \times \Omega \quad (28)$$

The process Ψ can also be regarded as a Feller Markov process on \mathcal{Y} . Provided Ψ is ultimately bounded, it admits at least one invariant measure [41, Thm. 12.1.2], which we denote ω . We present general conditions under which ω is unique, and in this case denote $\bar{g} := \int g(q)\omega(q)$ for any continuous function $g: \mathcal{Y} \rightarrow \mathbb{R}$.

The following simple result will aid in interpretation of other expectations. For any function $h: \Pi \rightarrow \mathbb{R}$ that is continuously differentiable, define the continuous function $\mathcal{D}h$ via

$$\mathcal{D}h(\theta, z) := \partial_\theta h(\theta, z) \cdot f(\theta, G(z)) + \partial_z h(\theta, z) \cdot Wz, \quad (\theta, z) \in \Pi \quad (29)$$

In Markov terminology, the functional \mathcal{D} is known as the *differential generator* for Ψ .

Proposition 2.1. *Let $h: \Pi \rightarrow \mathbb{R}$ be a C^1 function, and denote $g = \mathcal{D}h$. The following then hold:*

(i) $g(\Psi_t) = \frac{d}{dt}h(\Psi_t)$.

(ii) *Suppose that for some initial condition Ψ_0 , the resulting trajectory $\{\Psi_t : t \geq 0\}$ is uniformly bounded. Then,*

$$\lim_{T \rightarrow \infty} \frac{1}{T} \int_0^T g(\Psi_t) dt = 0$$

(iii) *Suppose that an invariant measure ω exists with compact support. Then $\mathbb{E}[g(\Psi)] = 0$ when $(\Theta, \Phi) = \Psi \sim \omega$. In particular, on choosing $h(\theta, z) \equiv \theta$,*

$$\mathbb{E}[f(\Theta, G(\Phi))] = 0 \quad (30)$$

□

Proof. Part (i) follows from the chain rule, and (ii) from the fundamental theorem of calculus:

$$h(\Psi_T) = h(\Psi_0) + \int_0^T g(\Psi_t) dt, \quad T > 0$$

Part (iii) also follows from the fundamental theorem of calculus, using the expression above, but with a random initial condition. Choose $\Psi_0 = (\Theta_0, \Phi_0)$ to be a Π -valued random variable with distribution ω . We then have $\Psi_t \sim \omega$ for all t . Taking expectations of each side completes the proof:

$$\mathbb{E}[h(\Psi_0)] = \mathbb{E}[h(\Psi_0)] + T\mathbb{E}[g(\Psi_0)]$$

□

Our main motivation for a Markovian framework comes from the application of solutions to *Poisson's equation*: for functions $g, \hat{g}: \Omega \rightarrow \mathbb{R}$, this is expressed

$$\hat{g}(\Phi_0) = \hat{g}(\Phi_T) + \int_0^T \tilde{g}(\Phi_t) dt, \quad T \geq 0, \quad (31)$$

where $\tilde{g}(z) = g(z) - \bar{g}$ for $z \in \Omega$, with \bar{g} the steady-state mean. We say that \hat{g} is the *solution* to Poisson's equation, and that \tilde{g} is the *forcing function*. If \hat{g} is continuously differentiable, then from (10) we obtain $\nabla^\top \hat{g}(z)Wz = -\tilde{g}(z)$ for $z \in \Omega$.

Justification for smooth solutions to Poisson's equation is obtained in [33, 24] when the forcing function is analytic, and subject to assumptions on the frequencies defining Φ . A review is contained in the Appendix, and a summary of required assumptions in Assumption (A0) below.

Please note:

- (i) The solution \hat{g} is not unique. We always normalize so that $\mathbb{E}[\hat{g}(\Phi)] = 0$.
- (ii) In the applications of Poisson's equation used in this paper, it is frequently true that the function g depends on Φ_t only through ξ_t . *This is this is not in general true for \hat{g} .*
- (iii) Finally, on notation: we often write \hat{g}_t instead of $\hat{g}(\Theta_t, \Phi_t)$ (similar notation for other functions of Ψ).

We will not require solutions for the joint process Ψ , but require a slight abuse of notation: for a vector-valued function on the joint state space $g: \Pi \rightarrow \mathbb{R}$, we denote by $\hat{g}(\theta, \cdot)$ the solution to Poisson's equation with $\theta \in \mathbb{R}^d$ fixed:

$$\hat{g}(\theta, \Phi_0) = \hat{g}(\theta, \Phi_T) + \int_0^T \tilde{g}(\theta, \Phi_t) dt, \quad T \geq 0. \quad (32)$$

This is applied with $g = f$ [the QSA ODE vector field (5)]; the solution \hat{f} plays a part in the definition of $\bar{\Upsilon}$.

Further implications require a few assumptions and notation:

Assumptions The following assumptions are in force throughout much of the paper.

The first assumption sets restrictions on frequencies.

(A0a) $\xi_t = G_0(\xi_t^0)$ for all t , with ξ_t^0 defined in (7). The function $G_0: \mathbb{R}^K \rightarrow \mathbb{R}^m$ is assumed to be analytic, with the coefficients in the Taylor series expansion for $G_0(\xi_t^0)$ absolutely summable.

(A0b) The frequencies $\{\omega_1, \dots, \omega_K\}$ are chosen of the form

$$\begin{aligned} \omega_i &= \log(a_i/b_i) > 0, \quad 1 \leq i \leq K, \quad \text{where } \{a_i, b_i\} \text{ are positive integers.} \\ \{\omega_i : 1 \leq i \leq K\} &\text{ are linearly independent over the field of rational numbers.} \end{aligned} \quad (33a)$$

(A1) The functions \bar{f} and f are Lipschitz continuous: for a constant $L_f < \infty$,

$$\begin{aligned} \|\bar{f}(\theta') - \bar{f}(\theta)\| &\leq L_f \|\theta' - \theta\|, \\ \|f(\theta', \xi) - f(\theta, \xi)\| + \|f(\theta, \xi') - f(\theta, \xi)\| &\leq L_f [\|\theta' - \theta\| + \|\xi' - \xi\|] \end{aligned} \quad (33b)$$

for all $\theta', \theta \in \mathbb{R}^d$, $\xi, \xi' \in \mathbb{R}^m$.

(A2) The vector fields f and \bar{f} are each twice continuously differentiable, with derivatives denoted

$$A(\theta, z) = \partial_\theta f(\theta, z), \quad \bar{A}(\theta) = \partial_\theta \bar{f}(\theta) \quad (33c)$$

(A3) There exists a solution \hat{f} to Poisson's equation that is continuously differentiable on Π , and normalized so that $\mathbb{E}[\hat{f}(\theta, \Phi)] = 0$ for each θ , with $\Phi \sim \pi$. Its Jacobian with respect to θ is denoted

$$\hat{A}(\theta, z) := \partial_\theta \hat{f}(\theta, z) \quad (33d)$$

Moreover, there are continuously differentiable solutions to Poisson's equation for each of the two forcing functions \hat{f} and Υ , with

$$\Upsilon(\theta, z) = -\hat{A}(\theta, z)f(\theta, G(z)) \quad (33e)$$

The solutions are denoted, respectively, \hat{f} and $\hat{\Upsilon}$:

$$\begin{aligned} \hat{f}(\theta, \Phi_{t_0}) &= \int_{t_0}^{t_1} \hat{f}(\theta, \Phi_t) dt + \hat{f}(\theta, \Phi_{t_1}) \\ \hat{\Upsilon}(\theta, \Phi_{t_0}) &= \int_{t_0}^{t_1} [\Upsilon(\theta, \Phi_t) - \bar{\Upsilon}(\theta)] dt + \hat{\Upsilon}(\theta, \Phi_{t_1}), \quad 0 \leq t_0 \leq t_1 \\ \text{with } \bar{\Upsilon}(\theta) &= \mathbb{E}[\Upsilon(\theta, \Phi)] = - \int_{\Omega} \hat{A}(\theta, z)f(\theta, G(z)) \pi(dz), \quad \theta \in \mathbb{R}^d \end{aligned} \quad (33f)$$

They are also normalized: $\mathbb{E}[\hat{f}(\theta, \Phi)] = \mathbb{E}[\hat{\Upsilon}(\theta, \Phi)] = 0$ for each θ .

(A4) The ODE $\frac{d}{dt}\vartheta_t = \bar{f}(\vartheta_t)$ is globally asymptotically stable with θ^* the unique equilibrium. Moreover, the matrix $A^* = \bar{A}(\theta^*)$ is Hurwitz.

Assumption (A0b) is justified in Appendix A.2, but deserves some explanation here. It is imposed for two reasons:

- (i) It is a sufficient condition ensuring that $\bar{\Upsilon} \equiv 0$, assuming that Assumption (A3) holds so that Υ is well defined. See the example following Thm. 2.11 to see that constraints on the frequencies are indeed needed for this.
- (ii) If $f(\theta, G(z))$ is an analytic function of (θ, z) on an appropriate domain, then Assumption (A3) holds.

Claim (i) is an application of Thm. 2.7 (iii), while claim (ii) follows from Thm. A.5.

As for the remaining assumptions, we require (A1)–(A4) to obtain sharp bounds on bias and variance. In particular, the functions introduced in (A3) determine all of the terms in (12), with $\bar{\Upsilon}$ is defined in (33f).

The assumptions on G_0 in Assumption (A0a) are imposed so that the probing signal is almost periodic [1, 7]. This combined with the Lipschitz conditions in (A1) imply a uniform version of the Law of Large Numbers:

Proposition 2.2. *Under (A0a) and (A1) the uniform Law of Large Numbers holds:*

$$\lim_{T \rightarrow \infty} \sup_{\theta, z_0} \frac{1}{1 + \|\theta\|} \left| \frac{1}{T} \int_0^T [f(\theta, \xi_t) - \bar{f}(\theta)] dt \right| = 0 \quad (34)$$

where the supremum is over $\theta_0 \in \mathbb{R}^d$, and initial conditions $\Phi_0 = z_0 \in \Omega$. □

2.2 Steady state realizations and the LLN

Poisson’s equation (31) is one of several concepts from the theory of Markov processes adapted to the deterministic setting of this paper. Two more described here are used to obtain the LLN for the joint process Ψ , criteria for a unique invariant measure ω , and sample path coupling of trajectories from distinct initial conditions.

Equicontinuity We say that Ψ is an *e-process* if for each continuous function $g: \mathcal{Y} \rightarrow \mathbb{R}$ with compact support, the family of functions $\{g(\phi_t(\cdot, \cdot)) : t \geq 0\}$ is equicontinuous on compact subsets of \mathcal{Y} [41, Ch. 6].

Under ultimate boundedness in the form (17), denote $S_0 = \{(\theta, z) : \|\theta\| \leq B_0\}$.

Theorem 2.3. *Suppose that (A1)–(A3) hold, and in addition Ψ is an e-process that is ultimately bounded, so that (17) holds. Then, there is a Feller transition kernel Π satisfying $\Pi(q_0, S_0) = 1$ for each $q_0 \in \mathcal{Y}$, and the following hold for each continuous function $g: \mathcal{Y} \rightarrow \mathbb{R}$:*

- (i) *For any compact set $K \subset \mathcal{Y}$,*

$$\lim_{T \rightarrow \infty} \sup_{\Psi_0 \in K} \left| \frac{1}{T} \int_0^T [g(\Psi_t) - \Pi g(\Psi_0)] dt \right| = 0$$

where $\Pi g(q_0) := \int \Pi(q_0, dq)g(q)$ for $q_0 \in \mathcal{Y}$ and $g: \mathcal{Y} \rightarrow \mathbb{R}$.

- (ii) $\Pi g(\Psi_t) = \Pi g(\Psi_0)$ for each $t \geq 0$ and initial condition Ψ_0 .

- (iii) *The probability measure $\Pi(q_0, \cdot)$ is invariant for Ψ , for each $q_0 \in \mathcal{Y}$.* □

Coupling from the past This is a concept introduced in [54] to achieve so-called *perfect sampling* from a given distribution. Translating to the setting of this paper, the construction involves consideration of the QSA ODE initialized in “the past”, at a time $-T$. The process $\{\Phi_t : -\infty < t < \infty\}$ is held fixed as we let $T \uparrow \infty$.

Fig. 4 illustrates what we can expect, based on a scalar linear QSA ODE, $\frac{d}{dt}\Theta_t = -\alpha[\Theta_t - \theta^* + \xi_t]$, with $\alpha > 0$ and ξ a linear combination of sinusoids. The plot shows initialization at $-T = -100$, with $\{\theta^i\}$ equally spaced between 0 and 10. The five trajectories may be expressed,

$$\Theta_t^i = \phi_{t+T}(\theta^i, \Phi_{-T}), \quad t \geq -T, \quad i = 1, \dots, 5 \quad (35)$$

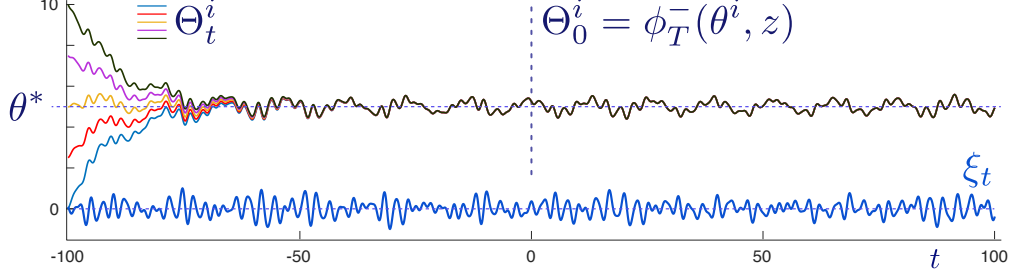


Figure 4: Topological coupling from the past.

In the Appendix, this complex notation is abbreviated to $\phi_T^-(\theta^i, z)$, with $z = \Phi_0$.

Uniqueness of the invariant measure follows from a proof that $\|\Theta_t^i - \Theta_t^j\| \rightarrow 0$ as $T \rightarrow \infty$, for each $t \geq 0$ and initial conditions $\theta^i \neq \theta^j$. This is obvious in this simple example, but is shown to hold in broad generality. Hence coupling is established in a topological sense, rather than the almost sure coupling obtained in [54] for Markov chains.

Coupling implies that there is a stationary version of the pair process of the form

$$\Psi_t^\infty = (\Theta_t^\infty, \Phi_t^\infty) = (\phi_\infty^-(\Phi_t^\infty), \Phi_t^\infty), \quad -\infty < t < \infty \quad (36)$$

in which $\phi_\infty^-: \Omega \rightarrow \mathbb{R}^d$ is continuous.

2.3 Three steps towards the perturbative mean flow

The notation in (33e) is complex, which brings us to the following compact alternative: For $h: \Pi \rightarrow \mathbb{R}^d$ that is continuously differentiable in its first variable we let $D^f h$ denote its directional derivative in the direction f , where f is the vector field for the QSA ODE:

$$[D^f h](\theta, z) = \partial_\theta h(\theta, z) \cdot f(\theta, G(z)), \quad (\theta, z) \in \Pi \quad (37)$$

This defines a component of the differential generator (29); recall from Prop. 2.1 that $g = \mathcal{D}h$ implies that $g(\Psi_t) = \frac{d}{dt}h(\Psi_t)$.

The following companion to Prop. 2.1 will be used in the following: for any smooth solution to Poisson's equation with forcing function $h: \Pi \rightarrow \mathbb{R}$,

$$\frac{d}{dt}\hat{h}(\Theta_t, z) = \alpha[D^f \hat{h}](\Theta_t, z), \quad z \in \Omega \quad (38)$$

$$\frac{d}{dt}\hat{h}(\Theta_t, \Phi_t) = \alpha[D^f \hat{h}](\Theta_t, \Phi_t) - [h(\Theta_t, \Phi_t) - \bar{h}(\Theta_t)] \quad (39)$$

Using $h = \hat{f}$, the definition (33e) gives

$$\Upsilon_t = -[D^f \hat{f}](\Theta_t, \Phi_t) = -\frac{1}{\alpha} \left\{ \frac{d}{dt}\hat{f}_t + [f(\Theta_t, \xi_t) - \bar{f}(\Theta_t)] \right\} \quad (40)$$

We now proceed through the three steps, with this representation in view:

$$\frac{d}{dt}\Theta_t = \alpha[\bar{f}(\Theta_t) + \tilde{\Xi}_t], \quad (41)$$

where $\tilde{\Xi}_t = f(\Theta_t, \xi_t) - \bar{f}(\Theta_t)$ is called the *apparent noise*. Understanding (12) is equivalent to determining the functions $\{\mathcal{W}^i\}$ in the representation

$$\tilde{\Xi}_t = -\alpha\bar{\Upsilon}_t + \alpha^2\mathcal{W}_t^0 + \alpha\frac{d}{dt}\mathcal{W}_t^1 + \frac{d^2}{dt^2}\mathcal{W}_t^2 \quad (42)$$

Step 1: Apply (39) with $g = \hat{f}$:

$$\frac{d}{dt}\hat{f}(\Theta_t, \Phi_t) = \partial_\theta \hat{f}(\Theta_t, \Phi_t) \frac{d}{dt}\Theta_t - [f(\Theta_t, \xi_t) - \bar{f}(\Theta_t)]$$

This gives the first transformation of the apparent noise:

$$\tilde{\Xi}_t = \underbrace{-\frac{d}{dt}\hat{f}(\Theta_t, \Phi_t)}_{\text{High pass}} + \underbrace{\alpha \partial_\theta \hat{f}(\Theta_t, \Phi_t) f(\Theta_t, \xi_t)}_{\text{Attenuation}}$$

Recalling (33e) gives in shorthand notation,

$$\tilde{\Xi}_t = -\frac{d}{dt}\hat{f}_t - \alpha \Upsilon_t \quad (43)$$

Step 2: Repeat previous argument with \hat{f} :

$$\begin{aligned} \frac{d}{dt}\hat{f}(\Theta_t, \Phi_t) &= \alpha [D^f \hat{f}](\Theta_t, \Phi_t) - \hat{f}_t \\ \Rightarrow \hat{f}_t &= \alpha [D^f \hat{f}](\Theta_t, \Phi_t) - \frac{d}{dt}\hat{f}_t \\ \Rightarrow \frac{d}{dt}\hat{f}_t &= \alpha \frac{d}{dt}[D^f \hat{f}](\Theta_t, \Phi_t) - \frac{d^2}{dt^2}\hat{f}_t \end{aligned} \quad (44)$$

Step 3: Repeat with Υ :

$$\begin{aligned} \frac{d}{dt}\hat{\Upsilon}(\Theta_t, \Phi_t) &= \alpha [D^f \hat{\Upsilon}](\Theta_t, \Phi_t) - [\Upsilon_t - \bar{\Upsilon}(\Theta_t)] \\ \Rightarrow \Upsilon_t &= \bar{\Upsilon}_t + \alpha [D^f \hat{\Upsilon}](\Theta_t, \Phi_t) - \frac{d}{dt}\hat{\Upsilon}_t \end{aligned} \quad (45)$$

Steps 2 and 3 combined with (43) lead to the P-mean flow representation:

Theorem 2.4. *Suppose that continuously differentiable solutions to Poisson's equation exist, for each of the three forcing functions f , \hat{f} , and Υ . Then,*

(i) *The pre-P mean flow representation holds:*

$$\frac{d}{dt}Y_t = \alpha [\bar{f}(Y_t) - \alpha (B_t \hat{f}_t + \Upsilon_t)], \quad B_t = \int_0^1 \bar{A}(Y_t - r\alpha \hat{f}_t) dr \quad (46a)$$

$$\Theta_t = Y_t - \alpha \hat{f}_t \quad (46b)$$

(ii) *The P mean flow representation (12) holds with*

$$\mathcal{W}_t^0 = \mathcal{W}^0(\Theta_t, \Phi_t) := -[D^f \hat{\Upsilon}](\Theta_t, \Phi_t) \quad (47a)$$

$$\mathcal{W}_t^1 = \mathcal{W}^1(\Theta_t, \Phi_t) := -[D^f \hat{f}](\Theta_t, \Phi_t) + \hat{\Upsilon}(\Theta_t, \Phi_t) \quad (47b)$$

$$\mathcal{W}_t^2 = \mathcal{W}^2(\Theta_t, \Phi_t) := \hat{f}(\Theta_t, \Phi_t) \quad (47c)$$

Proof. Using the definition $Y_t := \Theta_t + \alpha \hat{f}_t$ in (46b), we obtain from (41) and (43),

$$\frac{d}{dt}Y_t = \frac{d}{dt}\Theta_t + \alpha \frac{d}{dt}\hat{f}_t = \alpha [\bar{f}(\Theta_t) - \alpha \Upsilon_t]$$

The following identity is part of the proof of the mean value theorem:

$$\begin{aligned} \bar{f}(\Theta_t) &= \bar{f}(Y_t - \alpha \hat{f}_t) = \bar{f}(Y_t) + \int_0^1 \frac{d}{dr}\bar{f}(Y_t - r\alpha \hat{f}_t) dr \\ &= \bar{f}(Y_t) - \alpha \int_0^1 \partial_\theta \bar{f}(Y_t - r\alpha \hat{f}_t) dr \hat{f}_t \end{aligned}$$

which completes the proof for part (i).

The representation (12) in part (ii) is obtained on substituting the identities in (44) and (45) into (43). \square

Thm. A.5 provides conditions ensuring existence of smooth solutions to Poisson's equation. Analysis in Appendix A.2 also leads to the proof that $\bar{\Upsilon}(\theta) = 0$ when the frequencies satisfy (A0).

2.4 Some stability theory

The Lyapunov bound is recalled here in slightly modified form, and given a new name:

(V4) There exists a C^1 function $V : \mathbb{R}^d \rightarrow [1, \infty)$ and a constant $\delta_0 > 0$ such that the following bound holds for (4) for any time $\tau \geq 0$ for which $\|\vartheta_\tau\| \geq \delta_0^{-1}$:

$$\frac{d}{d\tau} V(\vartheta_\tau) \leq -\delta_0 V(\vartheta_\tau) \quad (48)$$

Moreover, the function is Lipschitz continuous with linear growth: there exists a constant $L_V < \infty$ such that

$$\begin{aligned} |V(\theta') - V(\theta)| &\leq L_V \|\theta' - \theta\|, & \text{for all } \theta, \theta'. \\ V(\theta) &\geq \|\theta\|, & \text{when } \|\theta\| \geq \delta_0^{-1} \end{aligned} \quad (49)$$

The use of “(V4)” is because of its close connection with a similar “drift condition” in the theory of Markov chains and processes [41].

It is sometimes convenient to consider a relaxation:

(V4') There is a function $V : \mathbb{R}^d \rightarrow \mathbb{R}_+$ satisfying the bound (49), together with constants $T < \infty$ and $\delta_1 > 0$ such that for each initial condition ϑ_0 and $\tau \geq 0$,

$$V(\vartheta_{\tau+T}) - V(\vartheta_\tau) \leq -\delta_1 \|\vartheta_\tau\|, \quad \text{for all } \tau \geq 0, \|\vartheta_\tau\| > \delta_1^{-1} \quad (50)$$

This unifies the theory since it is obviously implied by (V4), and we will see that it is implied by asymptotic stability of the ODE@ ∞ .

The implications of (V4') for the mean flow are summarized first:

Proposition 2.5. *Suppose that (V4') holds, along with (A1) and (A4). Then the ODE (4) is exponentially asymptotically stable: for positive constants b and δ , and any initial condition ϑ_0 ,*

$$\|\vartheta_t - \theta^*\| \leq b \|\vartheta_0 - \theta^*\| e^{-\delta t}, \quad t \geq 0$$

We now focus on the implications to the QSA ODE. Consider the family of stopping times, for any $b > 0$,

$$\tau_b^\alpha(q_0) = \min\{t \geq 0 : \|\Theta_t - \theta^*\| \leq b\}, \quad q_0 = (\Theta_0, \Phi_0) \in \mathcal{Y}.$$

Filter design proceeds under the assumption that the state process is ultimately bounded, in the sense of (17), but we require something slightly stronger for the family of QSA ODEs with fixed gain:

α^0 -ultimate boundedness: With $\alpha^0 > 0$ constant, the family of QSA ODEs, parameterized by a constant gain $\alpha \in (0, \alpha^0]$, is α^0 -ultimately bounded if there are fixed constants $b^\bullet \leq b^\circ < \infty$ such that $\sup_{q_0 \in K} \tau_{b^\bullet}^\alpha(q_0) < \infty$ for any compact set $K \subseteq \mathcal{Y}$, and

$$\|\Theta_t - \theta^*\| \leq b^\circ, \quad t \geq \tau_{b^\bullet}^\alpha(q_0)$$

Thm. 2.6 extends the bound (21) to the QSA ODE under (V4'), and provides sufficient conditions for α^0 -ultimately boundedness.

Theorem 2.6. *Suppose that (A1), (A2), (A4) and (V4') hold for the QSA ODE (27). Then, there is $\alpha^0 > 0$ and positive constants $b^{2.6}$ and $\varrho^{2.6}$ such that for any $\alpha \in (0, \alpha^0]$ and any initial condition $q_0 = (\Theta_0, \Phi_0)$, the following hold with $b^\bullet = 1/\varrho^{2.6}$:*

- (i) $\tau_{b^\bullet}^\alpha(q_0) = \frac{\alpha^0}{\alpha} \tau_{b^\bullet}^{\alpha^0}(q_0) < \infty$.
- (ii) $\|\Theta_t - \theta^*\| \leq b^{2.6} \|\Theta_0 - \theta^*\| \exp(-\alpha \varrho^{2.6} t)$, for $t \leq \tau_{b^\bullet}^\alpha(q_0)$

(iii) *There is coupling of solutions:*

$$\|\phi_t(\Theta_0, \Phi_0) - \phi_t(\theta^*, \Phi_0)\| \leq b^{2.6} \exp(-\varrho^{2.6}(t - \tau_{b^\bullet}^\alpha(q_0))), \quad \text{for } t \geq \tau_{b^\bullet}^\alpha(q_0).$$

The full proof of the theorem is postponed to the Appendix. Part (i) follows from time-scaling, while (ii) is based on the following two steps:

(a) Bounds on the difference between solutions to QSA ODE (27) and the solutions to the ODE,

$$\frac{d}{dt} \vartheta_t = \alpha \bar{f}(\vartheta_t) \tag{51}$$

(b) A proof that (V4') implies a semi-exponential for the mean flow as in (21).

Part (iii) is based on the theory of Lyapunov exponents, defined in terms of the sensitivity process $\mathcal{S}_t^0 := \partial_\theta \phi_t(\theta, z)$ with $\Psi_0 = (\theta, z) \in \mathcal{Y}$. Subject to (A1) and (A2), it is the solution to the ODE

$$\frac{d}{dt} \mathcal{S}_t^0 = \alpha A(\Theta_t, \xi_t) \mathcal{S}_t^0, \quad \mathcal{S}_0^0 = I \ (d \times d). \tag{52}$$

The Lyapunov exponent is defined as

$$\Lambda_\Theta = \lim_{t \rightarrow \infty} \frac{1}{t} \log(\|\mathcal{S}_t^0\|) \tag{53}$$

Under the assumptions of Thm. 2.6, it is shown that Λ_Θ is negative and independent of the initial condition, which implies the desired conclusions.

Thm. 2.6 (iii) implies uniqueness of the invariant measure for Ψ . The following summarizes further conclusions; in particular, how α impacts steady-state bias.

Theorem 2.7. *Consider the QSA ODE (27) subject to (A0a), (A1)–(A4). Suppose moreover that (V4') holds. Then,*

(i) Ψ admits a unique invariant measure ϖ . It is also an e -process that admits the steady-state realization (36). Consequently, the limits (13), (14) and (16) hold for each initial condition Ψ_0 .

(ii) $\mathbb{E}[\bar{f}(\Theta)] = \alpha \mathbb{E}[\bar{\Upsilon}(\Theta)] - \alpha^2 \mathbb{E}[\mathcal{W}^0(\Psi)]$, where $\Psi = (\Theta, \Phi)$ denotes a \mathcal{Y} -valued random vector with distribution ϖ . This implies $b_{\bar{f}} = O(\alpha)$.

(iii) If in addition (A0) holds, then $\bar{\Upsilon}(\theta) = 0$ for all θ , $b_{\bar{f}} = O(\alpha^2)$, and

$$\mathbb{E}[\bar{f}(\Theta)] = -\alpha^2 \mathbb{E}[\mathcal{W}^0(\Psi)]$$

2.4.1 QSA solidarity

Here we establish bounds between the solutions of the QSA ODE and the mean flow (51). However, it is convenient to eliminate the α in (51) through a change of time-scale: If ϑ is a solution to (51), then $\{\vartheta_{t/\alpha} : t \geq 0\}$ is a solution to (4).

Similarly, on denoting $\Theta_t^\alpha = \Theta_{t/\alpha}$, the scaling is removed from (27):

$$\frac{d}{dt} \Theta_t^\alpha = f(\Theta_t^\alpha, \xi_t^\alpha) \tag{54}$$

with $\xi_t^\alpha := \xi_{t/\alpha}$. Hence time is speeded up for the probing signal when $\alpha > 0$ is small.

Proposition 2.8. *Consider the QSA ODE subject to (A1). There is $\alpha^0 > 0$, $B_0 < \infty$, and $\varepsilon_0 : \mathbb{R}_+ \rightarrow \mathbb{R}_+$ such that the following uniform bounds hold for respective solutions to (54) and (4), with common initial condition $\Theta_0 = \vartheta_0 = \theta_0 \in \mathbb{R}^d$. For each $\Phi_0 \in \Omega$, $T > 0$, and $\alpha \in (0, \alpha^0]$:*

$$\|\Theta_T^\alpha - \vartheta_T\| \leq B_0 \exp(2L_f T) [1 + \|\theta_0\|] \varepsilon_0(\alpha) \tag{55}$$

with $\varepsilon_0(\alpha) \rightarrow 0$ as $\alpha \downarrow 0$.

The proof of the proposition is contained in the Appendix. The main idea is illustrated in Fig. 5: the time axis is partitioned into intervals of width $\Delta > 0$ on which Θ_t^α is approximately constant. With $\tau_n = n\Delta$, we let $\{\vartheta_t^n : t \geq \tau_n\}$ denote the solution to (4) with $\vartheta_{\tau_n}^n = \Theta_{\tau_n}^\alpha$. The proof follows in three steps: 1. bounds on the error $\|\vartheta_t^n - \Theta_t^\alpha\|$ for $t \in [\tau_n, \tau_{n+1}]$; 2. bounds on $\|\vartheta_t^n - \vartheta_t\|$ for all t and n , and 3. combine 1 and 2 (with minor additional approximations) to complete the proof.

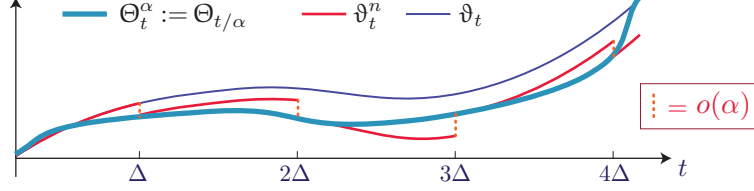


Figure 5: Solidarity between the time-scaled QSA ODE and the mean flow.

2.4.2 ODE@ ∞

We now explain how to establish (V4') based on the ODE@ ∞ introduced in Section 1.3, with vector field \bar{f}_∞ defined in (19). The limit exists in many applications, and is often much simpler than \bar{f} . In particular, $\bar{f}_\infty(0) = 0$ (the origin is a stationary point), and the function is radially linear: $\bar{f}_\infty(c\theta) = c\bar{f}_\infty(\theta)$ for any $\theta \in \mathbb{R}^d$ and $c \geq 0$. Based on these properties it is known that the origin is locally stable in the sense of Lyapunov if and only if it is globally exponentially asymptotically stable [10].

The following result follows from arguments leading to the proof of [40, Prop. 4.22]:

Theorem 2.9. *Suppose that the limit (19) exists, and suppose that the origin is asymptotically stable for the ODE@ ∞ . Then, there is a Lipschitz continuous solution to (50). \square*

The proof of the theorem is contained in the Appendix, where it is shown that the following function is a solution to (50), similar to (64):

$$V(\theta) = \int_0^T \|\vartheta_t^\infty\| dt, \quad \vartheta_0^\infty = \theta \in \mathbb{R}^d \quad (56)$$

Lipschitz continuity of both \bar{f}_∞ and V is inherited from \bar{f} .

To illustrate application of the theorem, consider the gradient flow for which $\bar{f} = -\nabla\Gamma$:

$$\frac{d}{dt}\vartheta = -\nabla\Gamma(\vartheta) \quad (57)$$

with $\Gamma: \mathbb{R}^d \rightarrow \mathbb{R}$, with minimum denoted Γ^{opt} . The existence of \bar{f}_∞ implies that the following limit also holds:

$$\Gamma_\infty(\theta) := \lim_{r \rightarrow \infty} r^{-2}\Gamma(r\theta), \quad \theta \in \mathbb{R}^d \quad (58)$$

This follows from the representation

$$\Gamma(\theta) - \Gamma(0) = \int_0^1 \frac{d}{dt}\Gamma(t\theta) dt = \int_0^1 \theta^\top \nabla\Gamma(t\theta) dt$$

which implies the representation $\bar{f}_\infty(\theta) = -\nabla\Gamma_\infty(\theta)$ and

$$\Gamma_\infty(\theta) = -\int_0^1 \theta^\top \nabla\Gamma_\infty(t\theta) dt, \quad \theta \in \mathbb{R}^d \quad (59)$$

The gradient flow is ultimately bounded under mild assumptions:

Proposition 2.10. *Suppose that Γ_∞ is C^1 , and $\Gamma_\infty(\theta) > 0$ for $\theta \neq 0$. Then the ODE@ ∞ for the gradient flow is exponentially asymptotically stable: for some $B < \infty$, $\delta > 0$, and any initial $\vartheta_0^\infty \in \mathbb{R}^d$,*

$$\|\vartheta_t^\infty\|^2 \leq B\|\vartheta_0^\infty\|^2 e^{-\delta t}, \quad \text{for } t \geq 0. \quad (60)$$

Consequently, the gradient flow itself is ultimately bounded.

Proof. Both Γ_∞ and $\|\nabla\Gamma_\infty\|^2$ are bounded above and below by quadratic functions—this follows from continuity and the radial homogeneity properties

$$\Gamma_\infty(r\theta) = r^2\Gamma_\infty(\theta), \quad \nabla\Gamma_\infty(r\theta) = r\nabla\Gamma_\infty(\theta), \quad \theta \in \mathbb{R}^d, \quad r > 0$$

Hence the following constants exist as finite positive numbers,

$$\kappa_+ = \max \frac{\Gamma_\infty(\theta)}{\|\theta\|^2}, \quad \kappa_- = \min \frac{\Gamma_\infty(\theta)}{\|\theta\|^2}, \quad \chi_+ = \max \frac{\|\nabla \Gamma_\infty(\theta)\|^2}{\|\theta\|^2}, \quad \chi_- = \min \frac{\|\nabla \Gamma_\infty(\theta)\|^2}{\|\theta\|^2},$$

where the min and max are over non-zero $\theta \in \mathbb{R}^d$.

We have $\frac{d}{dt}\Gamma_\infty(\vartheta^\infty) = -\|\nabla \Gamma_\infty(\vartheta^\infty)\|^2$, and from the above definitions we conclude that $\frac{d}{dt}\Gamma_\infty(\vartheta^\infty) = -\delta\Gamma_\infty(\vartheta^\infty)$ with $\delta = \chi_-/\kappa_+$. Hence $\Gamma_\infty(\vartheta_t^\infty) \leq e^{-\delta t}\Gamma_\infty(\vartheta_0^\infty)$, which completes the proof using $B = \kappa_+/\kappa_-$. \square

2.5 Implications to filter design

The matrix $A^* = \bar{A}(\theta^*)$ is invertible under (A4). In this case we define a new function $\bar{Y}: \mathbb{R}^d \rightarrow \mathbb{R}^d$ via

$$\bar{Y} = [A^*]^{-1}\bar{\Upsilon} \tag{61}$$

along with the fixed vectors $\bar{\Upsilon}^* = \bar{\Upsilon}(\theta^*)$ and $\bar{Y}^* = [A^*]^{-1}\bar{\Upsilon}^*$. This notation is used for approximations obtained in [33, 24, 40] for vanishing gain algorithms.

For reasons that will become clear in the proof of Thm. 2.11 that follows, a filter that obtains AAD of order $O(\alpha^2)$ can be chosen to be of second order, with bandwidth approximately equal to α . It must also have unity DC gain, which brings us to the following special form for the filtered estimates:

$$\frac{d^2}{dt^2}\Theta_t^f + 2\gamma\zeta\frac{d}{dt}\Theta_t^f + \gamma^2\Theta_t^f = \gamma^2\Theta_t \tag{62}$$

It is the unity gain that prevents us from eliminating the error inherited from $\bar{\Upsilon}$, illustrated using \bar{Y}^* in Fig. 1.

If $\bar{Y}^* = 0$, then the coefficients γ and ζ can be designed to reduce AAD dramatically. Theory predicts that a first order filter is not effective in general.

In the following companion to Thm. 2.14 we consider the family of QSA ODEs with fixed gain α , and let the natural frequency γ scale with α .

Theorem 2.11. *Consider the solution to the QSA ODE with fixed gain. For each $\alpha > 0$, the filtered estimates are obtained using (62), in which the value of $\zeta \in (0, 1)$ is fixed, and $\gamma = \eta\alpha$ with $\eta > 0$ also fixed.*

Subject to Assumptions (A1)–(A4) and the Lyapunov bound (V4'), the following conclusions hold for $0 < \alpha \leq \alpha^0$:

$$\|\Theta_t - \theta^*\| \leq O(\alpha) + o(1) \tag{63a}$$

$$\|\Theta_t^f - \theta^*\| \leq O(\alpha\gamma + \alpha^2) + O(\alpha\|\bar{\Upsilon}^*\|) + o(1) \tag{63b}$$

with $\bar{\Upsilon}^* = \bar{\Upsilon}(\theta^*)$. Consequently, the AAD for Θ^f is bounded by $O(\alpha^2)$ provided $\bar{\Upsilon}^* = 0$.

The full proof is postponed to Appendix A.3. The proof of (63a) follows from two conclusions from the given assumptions: that the ODE (4) is exponentially asymptotically stable, by Prop. 2.5, which implies the existence of a smooth Lyapunov function for the mean flow. One solution is

$$V(\theta) = \int_0^T e^{\delta_0 t} \|\vartheta_t - \theta^*\|^2 dt, \quad \vartheta_0 = \theta \in \mathbb{R}^d \tag{64}$$

with $\delta_0 > 0$ chosen so that the integrand is vanishing, and $T > 0$ sufficiently large so that $e^{\delta_0 T} \|\vartheta_T - \theta^*\| \leq \frac{1}{2}\|\theta - \theta^*\|$ for any θ . This Lyapunov function is then applied to the representation (46a). The proof of (63b) is then simpler since we can apply (63a) to justify linearization around θ^* , applying an entirely linear systems theory analysis.

The approximations (63) imply bounds on the absolute deviation of parameter estimates, and hence the AAD. Bounds on bias and variance also follow as corollaries to Thm. 2.11.

Corollary 2.12. *Under the assumptions of Thm. 2.11,*

(i) The asymptotic bias and variance (13) admit the bounds,

$$\beta_{\Theta} = O(\alpha), \quad \sigma_{\Theta}^2 = O(\alpha^2), \quad (65a)$$

$$\beta_{\Theta^F} = O(\alpha), \quad \sigma_{\Theta^F}^2 = O(\alpha^2), \quad (65b)$$

(ii) If in addition (A0) holds, then

$$\beta_{\Theta} = O(\alpha^2), \quad \sigma_{\Theta}^2 = O(\alpha^2), \quad (65c)$$

$$\beta_{\Theta^F} = O(\alpha^2), \quad \sigma_{\Theta^F}^2 = O(\alpha^4). \quad (65d)$$

□

Assumption (A0) has the largest impact on bias and variance. Equation (65c) tells us that the variance is of order $O(\alpha^2)$ subject to this restriction on frequencies, which is remarkable when compared with standard results from SA theory (see (106) and discussion that follows). Filtering brings the variance down to $O(\alpha^4)$; a restatement of the second bound in (65d).

2.6 Examples

2.6.1 Choice of Frequencies

Two linear QSA ODEs will be used to illustrate the impact of $\bar{\Upsilon}^*$ on AAD:

$$\frac{d}{dt}\Theta_t = \alpha[A_t\Theta_t + 2\sin(\omega t) + 1] \quad (66a)$$

$$\frac{d}{dt}\Theta_t = \alpha[A_t\Theta_t + 2\cos(\omega t) + 1] \quad (66b)$$

where $A_t = -(1 + \sin(\omega t))$ with $\omega > 0$. Assumption (A0b) holds for (66a) with $K = 1$ in (7), using $\xi_t^0 = \cos(\omega t)$. In the second case (66b), Assumption (A0b) is *violated*: any realization of ξ_t^0 will require $K = 2$ with $\omega_1 = \omega_2$.

We obtain a formula for $\bar{\Upsilon}^*$ in each case, based on the following observations:

(i) They share the common mean vector field $\bar{f}(\theta) = -\theta + 1$, so that $\theta^* = 1$.

(ii) They also share the same linearizations: $A(\theta, \xi) = \partial_{\theta}f(\theta, \xi) = -(1 + \sin(\omega t))$ and $A^* = -1$.

Consequently, $\bar{Y}(\theta) = [A^*]^{-1}\bar{\Upsilon}(\theta) = -\bar{\Upsilon}(\theta)$, and for any θ and t ,

$$\hat{A}(\theta, \Phi_t) = -\omega^{-1}\cos(\omega t)$$

Observe that $\int \hat{A}(\theta, z) \pi(dz) = 0$ and $\frac{d}{dt}\hat{A}(\theta, \Phi_t) = -[A(\theta, \xi_t) - \bar{A}(\theta)]$, as required.

(iii) A crucial difference is the steady-state apparent noise: $f(\theta^*, \xi_t) = \sin(\omega t)$ for (66a), and $f(\theta^*, \xi_t) = -\sin(\omega t) + 2\cos(\omega t)$ for (66b).

From the (33f) we find that $\bar{\Upsilon}(\theta) = \bar{\Upsilon}^*$ (independent of θ):

$$\begin{aligned} -\bar{Y}(\theta) = \bar{\Upsilon}(\theta) &:= -\lim_{T \rightarrow \infty} \frac{1}{T} \int_0^T \hat{A}(\theta, \Phi_t) \cdot f(\theta, \xi_t) dt \\ &= \begin{cases} 0 & \text{Model (66a)} \\ -\lim_{T \rightarrow \infty} \frac{1}{T} \int_0^T \{-\omega^{-1}\cos(\omega t)\} \cdot \{2\cos(\omega t)\} dt = \frac{1}{\omega} & \text{Model (66b)} \end{cases} \end{aligned}$$

In each case, we have used the fact that $\hat{A}(\theta, \Phi_t)$ and $\hat{A}(\theta, \Phi_t) \cdot \sin(\omega t)$ each have time average equal to zero.

Simulation Setup We are interested in comparing AAD for Θ with and without filtering. The special case $\omega = 0.1$ was considered, many gains were tested in the range $\alpha \in [10^{-3}, 0.9]$, and in each experiment the solution to the QSA ODE was approximated using an Euler scheme with sampling time of 0.1 sec.

Data $\{\Theta_t\}$ for each choice of α was then used to obtain the two filtered estimates:

$$\Theta_t^{1F} = \int_0^t h_{t-\tau}^1 \Theta_\tau d\tau, \quad \Theta_t^{2F} = \int_0^t h_{t-\tau}^2 \Theta_\tau d\tau \quad (67a)$$

where h_t^1 and h_t^2 have Laplace transforms:

$$H_1(s) = \frac{\gamma}{s + \gamma}, \quad H_2(s) = \frac{\gamma^2}{s^2 + 2\zeta\gamma s + \gamma^2}, \quad \text{with } \gamma = \alpha, \zeta = 0.8. \quad (67b)$$

The steady-state L_1 norm of the error was approximated using the Monte-Carlo estimate,

$$\|\Theta_\alpha\|_{L_1} := \frac{1}{T - T_0} \int_{T_0}^T |\Theta_\tau - \theta^*| d\tau \quad (68)$$

taking $T_0 = 0.8T$, so that only the final 20% of the run was included. This was repeated to obtain $\|\Theta_\alpha^{1F}\|_{L_1}$ and $\|\Theta_\alpha^{2F}\|_{L_1}$ for each value of α considered.

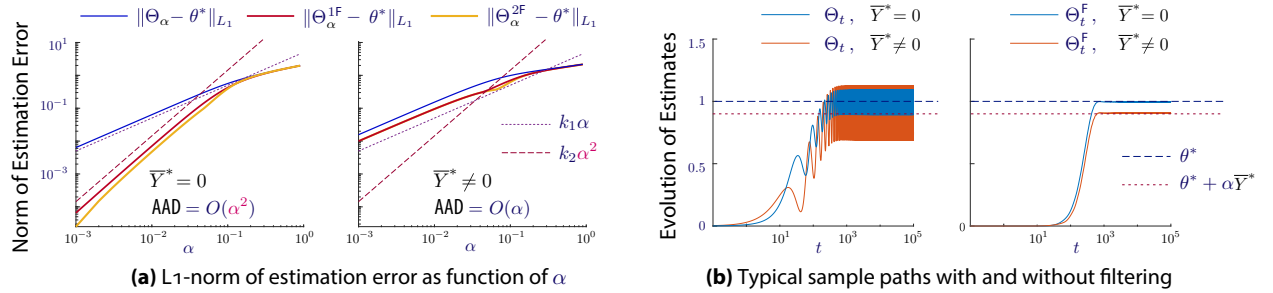


Figure 6: AAD as a function of α for different filtering techniques (left). Impact of \bar{Y}^* on estimation error (right).

Results The final estimates for each case are shown plotted against α on a logarithmic scale in Fig. 6 (a). Also shown for comparison with expected bounds are plots of the linear functions $r_1(\alpha) = k_1\alpha$, $r_2(\alpha) = k_2\alpha^2$. The constants k_1, k_2 were chosen to aid comparison. The results agree with Thm. 2.11. In particular, we see in Fig. 6 that the term $\alpha\bar{Y}^*$ dominates the estimation error when $\bar{Y}^* \neq 0$. In this case, filtering has no improvement on reducing AAD of order $O(\alpha)$. When $\bar{Y}^* = 0$, Fig. 6 (a) shows that filtering reduces AAD to $O(\alpha^2)$ for $\alpha < 0.1$, and *this is observed for both first and second order low pass filters*. An explanation for the similar performance is contained in Section 2.6.2.

The evolution of the process $\{\Theta_t^{2F}\}$ for the specific case of $\alpha = 0.01$ is shown in Fig. 6 (b). The volatility of Θ is massive in each case, and reduced dramatically with filtering.

These results illustrate the importance of carefully designing the probing signal: the inclusion of a phase shift in one of the entries of ξ might appear harmless. In fact, this small change results in significant estimation error—10% in this example.

2.6.2 Linear Systems Analysis

The next example was designed to illustrate Thm. 2.11, and explain why a first order filter may be effective in some cases such as the results shown in Fig. 6.

Consider the time-homogeneous linear system with almost periodic input,

$$\frac{d}{dt}x_t = \alpha A^* x_t + \alpha \mathcal{W}_t^* \quad (69)$$

The reason for the change in notation is that x_t is interpreted as an approximation of $\Theta_t - \theta^*$, in which case $\mathcal{W}_t^* := \mathcal{W}(\theta^*, \Phi_t)$ with \mathcal{W}_t defined in (2). An approximation of this form is used in the proof of Thm. 2.11.

Let $X(s)$, $W(s)$ denote the respective Laplace transforms of the state and input in (69), and $W^i(s)$ the transforms of the components of \mathcal{W}_t shown in Thm. 2.4. They are related by

$$X(s) = \alpha[Is - \alpha A^*]^{-1}W(s) = \alpha[Is - \alpha A^*]^{-1}(\alpha^2 W^0(s) + \alpha s W^1(s) + s^2 W^2(s))$$

and using a superscript ‘‘F’’ for the filtered signals,

$$X^F(s) = \alpha[Is - \alpha A^*]^{-1}W^F(s) = \alpha[Is - \alpha A^*]^{-1}(\alpha^2 W^{0F}(s) + \alpha s W^{1F}(s) + s^2 W^{2F}(s))$$

The assumptions on the filter (62) imposed in Thm. 2.11 ensure that $s^2 W^{2F}(s)$ and $s W^{1F}(s)$ are attenuated to obtain the desired error bounds—see Prop. A.11 for details.

The matrix-valued transfer function $[Is - \alpha A^*]^{-1}$ will attenuate these signals if α is small, and the signals are band-limited. In the experiment illustrated in Fig. 6, a second order filter is not needed because $\alpha A^* = -\alpha$, and the spectrum of \mathcal{W}_t^* is discrete.

2.6.3 Gradient Descent

The next example illustrates Thm. 2.11.

Minimization of a scalar-valued objective $\Gamma : \mathbb{R}^d \rightarrow \mathbb{R}_+$ might be achieved using the following ‘‘quasi stochastic gradient descent’’ ODE:

$$\frac{d}{dt}\Theta_t = -\alpha[\xi_t \xi_t^\top \nabla \Gamma(\Theta_t) + \beta \xi_t] \quad (70)$$

This is a version of QSA with $\bar{f}(\theta) = -\Sigma_\xi \nabla \Gamma(\theta)$, and $\Sigma_\xi = \lim_{T \rightarrow \infty} \frac{1}{T} \int_0^T \xi_t \xi_t^\top dt$. The introduction of quasi-randomness is for application to non-convex objective functions. In particular, the zero mean signal $\beta \xi_t$ will ensure the ODE does not converge to a saddle point, and may help to avoid convergence to local minima [22, 48].

The results that follow are based on the *Rosenbrock* objective [64],

$$\Gamma(\theta) = 100(\theta_2 - \theta_1^2)^2 + (1 - \theta_1)^2 \quad (71)$$

Simulation setup: The ODE (70) was approximated through an Euler scheme with sampling time of 0.1 sec. The probing signal was $\xi_t = [\sin(t/4), \sin(t/e^2)]^\top$ and the value $\beta = 5$ in (70) was selected by trial and error.

Gains were chosen in the range $\alpha \in [10^{-4}, 10^{-2}]$. For each α , the data $\{\Theta_t\}$ was used to obtain the filtered estimates $\{\Theta_t^{1F}, \Theta_t^{2F}\}$ through (67) with $\gamma = \alpha$ and $\zeta = 0.8$. The steady-state L_1 norm of the error (i.e. the AAD) was then approximated exactly as in (68).

Results: AAD estimates are shown plotted against α on a logarithmic scale in Fig. 7. Similarly to Fig. 6, plots of the linear functions $r_1(\alpha) = k_1 \alpha$, $r_2(\alpha) = k_2 \alpha^2$ are shown for comparison with the bounds expected by Thm. 2.11. Again, the constants k_1, k_2 were chosen to aid comparison.

The results agree with Thm. 2.11. For the unfiltered case, the AAD is of order $O(\alpha)$. Moreover, the AAD of estimates filtered by either filter in (67) are of order $O(\alpha^2)$. This improvement is predicted by Thm. 2.11 for the second order filter since $\bar{\Upsilon}^* = 0$.

2.6.4 Almost periodic linear systems

A *quasi periodic linear system* is a special case of QSA with constant gain:

$$\frac{d}{dt}\Theta_t = \alpha A_t \Theta_t, \quad A_t := A(\xi_t). \quad (72)$$

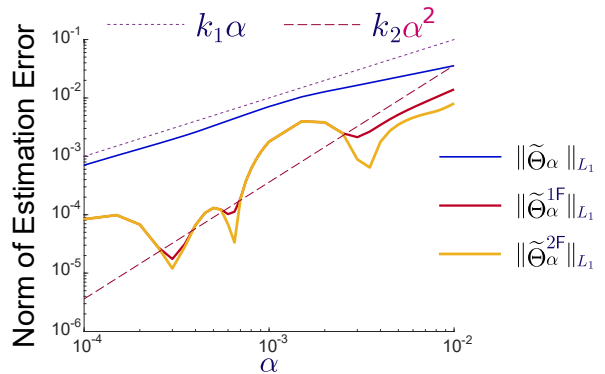


Figure 7: Optimization of the Rosenbrock objective: AAD as a function of α for different filtering techniques.

The mean flow vector field is linear, $\bar{f}(\theta) = A^*\theta$, with A^* the steady state mean of A_t , and we have $\hat{f}(\theta, z) = \hat{A}(z)\theta$, where \hat{A} is defined in (33d) and solves

$$\hat{A}(\Phi_{t_0}) = \int_{t_0}^{t_1} [A(\xi_t) - A(\theta)] dt + \hat{A}(\Phi_{t_1}), \quad 0 \leq t_0 \leq t_1$$

The goal in some of this literature is to construct a time varying linear transformation \mathcal{T}_t (known as the Lyapunov-Perron transformation) that results in time-homogeneous dynamics, $\frac{d}{dt}Y_t = A^*Y_t$, $\Theta_t = \mathcal{T}_t Y_t$ (see for example [46, Thm. 1]). The fact that this transformation is not always possible is clear from the fact that (72) may be unstable for some α even when A^* is Hurwitz; conversely, the time varying system (72) may be stable even when A^* has a positive eigenvalue—see [4] for a survey.

The Lyapunov exponent admits the representation

$$\Lambda_\Theta = \lim_{t \rightarrow \infty} \frac{1}{t} \max_\theta \log(\|\Theta_t\|) \quad (73)$$

where the maximum is over initial conditions $\Theta_0 = \theta$ satisfying $\|\theta\| = 1$. Thm. 2.7 implies that $\Lambda_\Theta < 0$ for all $\alpha > 0$ sufficiently small.

Proposition 2.13 (Quasi Periodic Linear Systems). *Consider the linear QSA ODE (72), subject to (A0)–(A4), and let Λ_Θ^α denote the Lyapunov exponent associated with (72).*

Then, there exists $\alpha^0 > 0$ such that $\Lambda_\Theta^\alpha < 0$ for $0 < \alpha \leq \alpha^0$, and

$$\lim_{\alpha \downarrow 0} \frac{1}{\alpha} \Lambda_\Theta^\alpha \leq \text{Re}(\lambda_1) < 0 \quad (74)$$

where λ_1 is an eigenvalue of A^* with maximal real part.

Proof. The following calculation is identical to the first step in the proof of Thm. 2.4, using the shorthand $\hat{A}_t = \hat{A}(\Phi_t)$:

$$\begin{aligned} \frac{d}{dt} \hat{f}(\Theta_t, \Phi_t) &:= \frac{d}{dt} (\hat{A}_t \Theta_t) = \left(\frac{d}{dt} \hat{A}_t \right) \Theta_t + \hat{A}_t \left(\frac{d}{dt} \Theta_t \right) \\ &= -[A_t - A^*] \Theta_t + \alpha \hat{A}_t A_t \Theta_t \end{aligned}$$

Note that $\Upsilon_t := -\hat{A}_t A_t \Theta_t$ in the notation of Thm. 2.4.

The resulting identity $A_t \Theta_t = A^* + \alpha \hat{A}_t A_t - \frac{d}{dt} (\hat{A}_t \Theta_t)$ is substituted into (72) to obtain

$$\frac{d}{dt} \Theta_t = \alpha [A^* + \alpha \hat{A}_t A_t] \Theta_t - \alpha \frac{d}{dt} (\hat{A}_t \Theta_t)$$

This motivates the introduction of a new state variable $Y_t = [I + \alpha \hat{A}_t] \Theta_t$ to obtain the state space model

$$\frac{d}{dt} Y_t = \alpha [A^* + \alpha \hat{A}_t A_t] [I + \alpha \hat{A}_t]^{-1} Y_t$$

The inverse exists for all sufficiently small $\alpha > 0$ since $\{\hat{A}_t\}$ is bounded, from which we obtain

$$\frac{d}{dt} Y_t = \alpha [A^* + \alpha \mathcal{E}_t^\alpha] Y_t \quad (75)$$

in which $\{\mathcal{E}_t^\alpha\}$ is uniformly bounded in t , and α in a neighborhood of the origin. For each t ,

$$\lim_{\alpha \downarrow 0} \frac{1}{\alpha} \mathcal{E}_t^\alpha = \hat{A}_t A_t - A^* \hat{A}_t$$

The remainder of the proof is standard. First, for any positive definite matrix P , on taking $V(\theta) = \theta^\top P \theta$ we have

$$2\Lambda_\Theta(\theta) = \lim_{t \rightarrow \infty} \frac{1}{t} \log(V(\Theta_t)) = \lim_{t \rightarrow \infty} \frac{1}{t} \log(V(Y_t))$$

This is simply a consequence of the fact that all norms are equivalent on \mathbb{R}^d , along with uniform bounds on the norm of $[I + \alpha \hat{A}_t]$ and its inverse.

The matrix $\delta I + A^*$ is Hurwitz for any $0 \leq \delta < |\operatorname{Re}(\lambda_1)|$, so that there is a solution $P > 0$ to the Lyapunov equation $A^{*\top}P + PA^* + 2\delta P = -I$. Applying (75) gives

$$\frac{d}{dt}V(Y_t) = -\alpha[2\delta V(Y_t) + \|Y_t\|^2] + \alpha^2 Y_t^\top [\mathcal{E}_t^{\alpha\top}P + P\mathcal{E}_t^\alpha]Y_t.$$

Dividing both sides by $V(Y_t)$ we obtain

$$\frac{d}{dt}\log(V(Y_t)) = -2\alpha\delta - \alpha\frac{\|Y_t\|^2}{V(Y_t)} + \alpha^2\frac{Y_t^\top [\mathcal{E}_t^{\alpha\top}P + P\mathcal{E}_t^\alpha]Y_t}{V(Y_t)}$$

with the second term in the right side becoming small as δ approaches $|\operatorname{Re}(\lambda_1)|$. For $\alpha > 0$ sufficiently small we obtain the upper bound,

$$\begin{aligned} 2\Lambda_\Theta(\theta) &= \lim_{t \rightarrow \infty} \frac{1}{t} \log(V(Y_t)) \leq -2\alpha\delta + O(\alpha^2) \\ \text{giving } \limsup_{\alpha \downarrow 0} \frac{1}{\alpha} \Lambda_\Theta^\alpha &\leq -\delta \end{aligned}$$

This establishes (74) since $\delta < |\operatorname{Re}(\lambda_1)|$ is arbitrary. □

2.7 Extensions

Two extensions follow.

- (i) First, we review the main conclusions from [33, 24] for vanishing gain QSA.
- (ii) Then, we explain how bias bounds extend to stochastic approximation.

2.7.1 Vanishing gain

The main result of [33, 24], concerns rates of convergence for the QSA ODE, and averaging techniques to improve these rates. The gain is taken of the form (6) with $\rho \in (\frac{1}{2}, 1)$ and $t_e = 1$. In this setting, the use of Polyak-Ruppert averaging is sometimes effective. At time T , the averaged parameter estimate is defined as

$$\Theta_T^{\text{PR}} := \frac{1}{T - T_0} \int_{T_0}^T \Theta_t dt \tag{76}$$

in which the starting time scales linearly with T : for fixed $\kappa > 1$ we chose T_0 to solve $1/(T - T_0) = \kappa/T$.

Theorem 2.14. *Suppose that Assumptions (A1)–(A4) and that the Lyapunov bound (V4') hold. Suppose moreover that a_t is of the form (6) with $\rho \in (\frac{1}{2}, 1)$ and $t_e = 1$. Then the following conclusions hold:*

$$\Theta_t = \theta^* - a_t \hat{f}_t^* + O(a_t \|\bar{Y}^*\|) + o(a_t) \quad t \geq t_0 \tag{77a}$$

$$\Theta_T^{\text{PR}} = \theta^* + a_T [c(\kappa, \rho) + o(1)] \bar{Y}^* + O(T^{-2\rho}), \quad T_0 \geq t_0 \tag{77b}$$

where $c(\kappa, \rho) = c(\kappa, \rho) = \kappa[1 - (1 - 1/\kappa)^{1-\rho}]/(1 - \rho)$, and $\bar{Y}^* = [A^*]^{-1}\bar{\gamma}^*$.

Consequently, Θ_T^{PR} converges to θ^* with rate bounded by $O(T^{-2\rho})$ if and only if $\bar{Y}^* = 0$.

This is a remarkable conclusion, since we can choose ρ to obtain a rate of convergence arbitrarily close to $O(T^{-2})$.

The key step in the proof is to obtain a version of the perturbative mean flow, this time for the scaled error,

$$Z_t = \frac{1}{a_t} (\Theta_t - \theta^*), \quad t \geq t_0 \tag{78}$$

The analysis is entirely local, so that a linearization around θ^* is justified:

$$\frac{d}{dt}Z_t = a_t[o(1)I + A^*]Z_t + \tilde{\Xi}_t$$

in which the definition of the apparent noise $\{\tilde{\Xi}_t\}$ is unchanged. Applying (43) then gives,

$$\frac{d}{dt}Z_t = a_t[o(1)I + A^*]Z_t - \frac{d}{dt}\hat{f}_t - a_t\Upsilon_t \quad (79)$$

The change of variables $Y_t = Z_t + \hat{f}_t$ then gives an approximation similar to (46a):

$$\frac{d}{dt}Y_t = a_t([o(1)I + A^*]Y_t) - a_t([o(1)I + A^*]\hat{f}_t + \Upsilon_t)$$

This leads to two consequences: a rate of convergence of order $O(a_t)$ for Θ_t , and a bound of order $O(a_t^2)$ for Θ_t^{PR} . However, a rate of order $O(a_t^2)$ is only possible if $\bar{\Upsilon}^* = 0$.

2.7.2 Implications to stochastic approximation

To obtain extensions to the stochastic setting recall the definition of Υ in (33e), and the representations for its steady-state mean value:

$$\begin{aligned} \Upsilon(\theta, z) &= -[\partial_\theta \hat{f}(\theta, z)] \cdot f(\theta, G(z)) \\ \alpha \mathbb{E}[\Upsilon(\Psi)] &= -\mathbb{E}[\tilde{\Xi}], \quad \tilde{\Xi} = f(\Psi) - \bar{f}(\Theta) \end{aligned} \quad (80)$$

The second identity is obtained on combining (43) with Prop. 2.1 (with expectations in steady-state).

Something similar appears in a stochastic setting, and presents a similar challenge for variance reduction via averaging. Here we establish an analog of Thm. 2.7 (ii).

Consider the general SA recursion (2) with constant gain,

$$\theta_{n+1} = \theta_n + \alpha[\bar{f}(\theta_n) + \tilde{\Xi}_n], \quad \tilde{\Xi}_n = f(\theta_n, \xi_{n+1}) - \bar{f}(\theta_n)$$

It is assumed throughout that f satisfies the uniform Lipschitz condition imposed in (A1).

Assume a finite state space Markovian realization for the probing sequence: there is an irreducible Markov chain on a finite state space X and function $G: \mathsf{X} \rightarrow \mathbb{R}^{d \times d}$ that specifies $\xi_n = G(\Phi_n)$. Then $\Psi_n := (\theta_n, \Phi_n)$ is a Markov chain, and it satisfies the Feller property under our standing assumption that f is continuous in θ .

Assume that the sequence is bounded in L_2 for at least one initial condition: $\sup_n \mathbb{E}[\|\theta_n\|^2] < \infty$. The Feller property combined with tightness implies the existence of at least one invariant probability measure ω on $\mathcal{B}(\mathbb{R}^d \times \mathsf{X})$. Moreover, under the invariant distribution, the random vector θ_n has a finite p th moment for $p < 2$. Existence of ω is justified in Section 12.1.1 of [41], and the uniform second moment implies uniform integrability of $\{\|\theta_n\|^p : n \geq 1\}$ from one initial condition, implying $\mathbb{E}[\|\theta_n\|^p] < \infty$ when $(\theta_n, \Phi_n) \sim \omega$.

Suppose that $\Psi_0 \sim \omega$ so that $\{\Psi_n : n \geq 0\}$ is a stationary process. Taking expectations of both sides of the recursion gives:

$$\mathbb{E}[\theta_n] = \mathbb{E}[\theta_{n+1}] = \mathbb{E}[\theta_n] + \alpha \mathbb{E}[\bar{f}(\theta_n)] + \alpha \mathbb{E}[\tilde{\Xi}_n]$$

From this we obtain the identity

$$\mathbb{E}[\bar{f}(\theta_n)] = -\mathbb{E}[\tilde{\Xi}_n]$$

When $\{\tilde{\Xi}_n\}$ is a martingale difference sequence, such as when Φ is i.i.d., the right hand side is zero, which is encouraging. In the Markov case this conclusion is no longer valid.

We can see this by bringing in Poisson's equation for the Markov chain:

$$\mathbb{E}[\hat{f}(\theta, \Phi_{n+1}) | \mathcal{F}_n] = \hat{f}(\theta, \Phi_n) - [f(\theta, \xi_n) - \bar{f}(\theta)]$$

where $\mathcal{F}_n = \sigma(\Psi_0, \dots, \Psi_n)$. This implies a useful representation for the apparent noise,

$$\tilde{\Xi}_n = f(\theta_n, \xi_{n+1}) - \bar{f}(\theta_n) = [\hat{f}(\theta_n, \Phi_{n+1}) - \hat{f}(\theta_n, \Phi_{n+2})] + \mathcal{W}_{n+2} \quad (81)$$

where $\mathcal{W}_{n+1} = \hat{f}(\theta, \Phi_{n+2}) - \mathbb{E}[\hat{f}(\theta, \Phi_{n+2}) | \mathcal{F}_{n+1}]$ is a martingale difference sequence.

It is assumed that the solution to Poisson's equation is normalized to have zero mean: $0 = \sum_z \hat{f}(\theta, z) \pi(z)$ for each θ , with π the unique invariant probability measure for Φ . Under the Lipschitz assumption on f we have $\|\hat{f}(\theta, z)\| \leq L_{\hat{f}}[1 + \|\theta\|]$ for some constant $L_{\hat{f}}$ and all (θ, z) (apply any of the standard representations of Poisson's equation in standard texts, such as [41]).

Proposition 2.15. *The tracking bias may be expressed*

$$\mathbb{E}[\bar{f}(\theta_n)] = \alpha \mathbb{E}[\Upsilon_n], \quad \text{with } \Upsilon_n := -\frac{1}{\alpha} [\hat{f}(\theta_{n+1}, \Phi_{n+2}) - \hat{f}(\theta_n, \Phi_{n+2})],$$

where the expectations are taken in steady-state, so independent of n .

This is entirely consistent with the conclusion in the continuous time case, in which the derivative appearing in (80) is replaced by a difference.

There are deeper connections explained in the Appendix—see in particular the formula (110). As in the deterministic setting, we expect Υ_n to be bounded over $0 < \alpha \leq \alpha^0$ for suitably small $\alpha^0 > 0$, but it may be large if the Markov chain has significant memory.

Proof. Applying (81), the partial sums of the apparent noise may be expressed

$$\sum_{n=1}^N \tilde{\Xi}_n = \mathcal{M}_{N+2} + [\hat{f}(\theta_0, \Phi_2) - \hat{f}(\theta_N, \Phi_{N+2})] + \sum_{n=0}^{N-1} [\hat{f}(\theta_{n+1}, \Phi_{n+2}) - \hat{f}(\theta_n, \Phi_{n+2})]$$

where $\{\mathcal{M}_{N+2} = \sum_{n=1}^N \mathcal{W}_{n+2}\}$ is a zero-mean martingale. Consider now the stationary regime with $\Psi_0 \sim \omega$. Taking expectations of both sides, dividing each side by N , and letting $N \rightarrow \infty$ gives the desired result. \square

3 Implications to Extremum Seeking Control

3.1 What is extremum seeking control?

While much of ESC theory concerns tracking the minimizer of a time-varying objective (that is, Γ depends on both the parameter θ and time t), it is simplest to first explain the ideas in the context of global optimization of the static objective $\Gamma: \mathbb{R}^d \rightarrow \mathbb{R}$.

We begin with an explanation of the appearance of $-M\tilde{\nabla}_t\Gamma$ in Fig 3. The low pass filter with output Θ_t is designed so that the derivative $\frac{d}{dt}\Theta_t$ is small in magnitude, to justify a quasi-static analysis. An example is

$$\frac{d}{dt}\Theta_t = -\sigma[\Theta_t - \theta^{\text{cr}}] + \alpha U_t, \quad U_t = -M\tilde{\nabla}_t\Gamma \quad (82)$$

with parameters satisfying $0 < \sigma < \alpha$.

Motivation for the high pass filter is provided using two extremes. In each case it is assumed that the probing gain is constant: $\epsilon_t \equiv \epsilon$, independent of time.

Pure differentiation: In this case, the figure is interpreted as follows

$$M\tilde{\nabla}_t\Gamma = \left(\frac{d}{dt}\xi_t\right)\left(\frac{1}{\epsilon}\frac{d}{dt}\Gamma(\Theta_t + \epsilon\xi_t)\right) \quad (83)$$

Adopting the notation from the figure $\check{\xi}_t = \frac{d}{dt}\xi_t$, we obtain by the chain rule

$$M\tilde{\nabla}_t\Gamma = \check{\xi}_t\check{\xi}_t^\top \nabla\Gamma(\Theta_t + \epsilon\xi_t) + \mathcal{W}_t \quad (84)$$

where $\mathcal{W}_t = \check{\xi}_t^\top \nabla^2\Gamma(\Theta_t + \epsilon\xi_t)\frac{d}{dt}\Theta_t$ is small by design of the low pass filter—consider (82), with $\alpha > 0$ small.

This justifies the diagram with $M_t = \check{\xi}_t\check{\xi}_t^\top$ time varying, but it is the expectation of M_t that is most important in analysis.

The pair of equations (82, 83) is an instance of the QSA ODE (5), with $2d$ -dimensional probing signal $(\xi_t, \check{\xi}_t)$.

All pass: This is the special case in which the high pass filter is removed entirely, giving

$$M\tilde{\nabla}_t\Gamma = \xi_t \frac{1}{\epsilon} \nabla\Gamma(\Theta_t + \epsilon\xi_t) \quad (85)$$

This takes us back to the beginning: based on (25a) we conclude that 1qSGD is the ESC algorithm in which $\sigma = 0$ in the low pass filter, and the high pass filter is unity gain.

In Section 3.3 we explain how the more general ESC ODE can be cast as QSA.

3.2 State dependent probing

It is time to explain the time varying probing gain, denoted ϵ_t in Fig. 3. This will be state dependent for two important reasons:

- (i) The vector fields for ESC and the special case 1qSGD are *not Lipschitz continuous* unless the objective is Lipschitz. For 1qSGD, the vector field includes $\mathcal{Y}_t^n = \frac{1}{\epsilon} \Gamma(\Theta_t + \epsilon \xi_t)$, and we show below that every ESC algorithm admits a state space representation driven by the same signal.
- (ii) If the observed cost $\Gamma(\mathcal{Z}_t)$ is large, then it makes sense to increase the exploration gain to move more quickly to a more desirable region of the parameter space.

Two choices for $\epsilon_t \equiv \epsilon(\Theta_t)$ are proposed here:

$$\epsilon(\theta) = \epsilon \sqrt{1 + \Gamma(\theta) - \Gamma^-} \quad (86a)$$

$$\epsilon(\theta) = \epsilon \sqrt{1 + \|\theta - \theta^{\text{cr}}\|^2 / \sigma_p^2} \quad (86b)$$

where in (86a) the constant Γ^- chosen so that $\Gamma(\theta) \geq \Gamma^-$ for all θ . In the second option, θ^{cr} is interpreted as an a-priori estimate of θ^{opt} , and σ_p plays the role of standard deviation around this prior.

The first is most intuitive, since it directly addresses (ii): the exploration gain ϵ_t is large when $\Gamma(\Theta_t)$ is far from its optimal value. However, it does not lead to an online algorithm since $\Gamma(\Theta_t)$ is not observed. In a discrete-time implementation we would use the online version:

$$\epsilon_{t_n} = \epsilon \sqrt{1 + \Gamma(\mathcal{Y}_{t_{n-1}}) - \Gamma^-}$$

In cases (86a) or (86b) we introduce the new notation,

$$\mathcal{Y}^n(\theta, \xi) = \frac{1}{\epsilon} \Gamma(\theta + \epsilon \xi), \quad (87)$$

with the usual shorthand $\mathcal{Y}_t^n = \mathcal{Y}^n(\Theta_t, \xi_t)$. The use of (86b) leads to a Lipschitz vector field for ESC:

Proposition 3.1. *The function \mathcal{Y}^n defined in (87) is uniformly Lipschitz continuous in θ under either of the following assumptions on $\epsilon = \epsilon(\theta)$, and with objective Γ whose gradient is uniformly Lipschitz continuous:*

- (i) ϵ is defined by (86b).
- (ii) ϵ is defined by (86a), and there is $\delta > 0$ such that $\|\nabla \Gamma(\theta)\| \geq \delta \|\theta\|$ whenever $\|\theta\| \geq \delta^{-1}$.

Moreover, under either (i) or (ii), the following approximation holds,

$$\mathcal{Y}^n(\theta, \xi) = \frac{1}{\epsilon(\theta)} \Gamma(\theta) + \xi^\top \nabla \Gamma(\theta) + O(\epsilon), \quad (88)$$

where the error term $O(\epsilon)$ is bounded by a fixed constant times $\epsilon(\theta)$.

Proof. The proof follows from a variation on (23a) and the definition (87):

$$\mathcal{Y}^n(\theta, \xi) = \xi^\top \int_0^1 \nabla \Gamma(\theta + t\epsilon(\theta)\xi) dt + \frac{1}{\epsilon(\theta)} \Gamma(\theta)$$

The integrand in the first term is Lipschitz in θ , since the composition of Lipschitz functions is Lipschitz. The second term is Lipschitz since its gradient is bounded under the given assumptions. \square

The state-dependent probing gain ensures that the Lipschitz condition (A1) is satisfied, which is essential to global stability theory. An example of divergence using a fixed probing gain is given next.

Finite escape time for ESC The Lipschitz conditions in (A1) cannot be relaxed in the global stability theory for QSA. This is why establishing global stability of ESC is challenging when Γ is not Lipschitz continuous.

The ESC-0 ODE is recalled here:

$$\dot{\Theta}_t = -\alpha \frac{1}{\varepsilon} \xi_t \Gamma(\Psi), \quad \Psi_t = \Theta_t + \varepsilon \xi_t.$$

Consider the scalar ODE with quadratic objective $\Gamma(\theta) = \theta^2$ and probing signal $\xi_t = \cos(\omega_0 t)$. For this simple example, we obtain

$$\begin{aligned} \frac{d}{dt} \Psi &= -\frac{\alpha}{\varepsilon} \xi_t \Gamma(\Psi) + \varepsilon \frac{d}{dt} \xi_t \\ &= -\frac{\alpha}{\varepsilon} \cos(\omega_0 t) \Psi_t^2 - \varepsilon \omega_0 \sin(\omega_0 t). \end{aligned}$$

This ODE has finite escape time when $\Psi_0 < 0$ and $|\Psi_0|$ is sufficiently large.

To justify this claim, we bound $\{\Psi_t : 0 \leq t < t_\diamond\}$ with

$$t_\diamond = 2\varepsilon \frac{1}{\alpha} \frac{1}{|\Psi_0|}.$$

Assume that $\varepsilon |\Psi_0|^{-1}$ is sufficiently small so that $\cos(\omega_0 t) \geq \frac{1}{2}$ for $0 \leq t \leq t_\diamond$. This implies the lower bound $-\frac{d}{dt} \Psi_t \geq \alpha \Psi_t^2 / (2\varepsilon)$, and hence

$$\frac{d}{dt} \frac{1}{\Psi_t} = -\frac{1}{\Psi_t^2} \left(\frac{d}{dt} \Psi_t \right) \geq \frac{\alpha}{2\varepsilon}, \quad \text{for } t < t_\diamond.$$

Integrating both sides from 0 to any value $T < t_\diamond$ gives

$$\frac{1}{\Psi_T} - \frac{1}{\Psi_0} \geq \frac{\alpha}{2\varepsilon} T \implies \Psi_T \leq \left(\frac{1}{\Psi_0} + \frac{\alpha}{2\varepsilon} T \right)^{-1}.$$

In conclusion, for a value $t_\bullet \in (0, t_\diamond)$, the solution $\{\Psi_t : 0 \leq t < t_\bullet\}$ is continuous and decreasing, with

$$\lim_{T \uparrow t_\bullet} \Psi_T = -\infty.$$

Global stability is ensured if the probing gain is state-dependent—either of the choices in (86) ensure success.

3.3 ESC and QSA

We demonstrate here that the general ESC ODE can be interpreted as QSA, driven by the observation process $\mathcal{Y}_t^n = \mathcal{Y}^n(\Theta_t, \xi_t)$. We find that a more informative interpretation of ESC is described as a *two time-scale* variant of the QSA ODE.

For simplicity we opt for the first order low pass filter,

$$\frac{d}{dt} \Theta_t = -\sigma \Theta_t - \alpha \tilde{\nabla}_t \Gamma, \quad \tilde{\nabla}_t \Gamma = \check{\xi}_t \check{\mathcal{Y}}_t^n \quad (90)$$

The high pass filter is a general linear filter of order $q \geq 1$, with state space realization defined by matrices (F, G, H, J) of compatible dimension. For a scalar input u_t , with the output of the high pass filter denoted y_t , and the q -dimensional state at time t is denoted Z_t , we then have by definition,

$$\begin{aligned} \frac{d}{dt} Z_t &= F Z_t + G u_t \\ y_t &= H^\top Z_t + J u_t \end{aligned} \quad (91)$$

In the architecture Fig. 3 the high pass filter is used for $d + 1$ different choices of input and zero initial conditions are assumed: when $u_t = \mathcal{Y}_t^n$, the output is $y_t = \check{\mathcal{Y}}_t^n$, and the i th component $\check{\xi}_t^i$ of the filtered probing signal is the output with $u_t = \xi_t^i$.

Proposition 3.2. *The ESC ODE obtained using the low pass filter (90) and high pass filter (91) is itself a state space model with $(d+q)$ -dimensional state $X_t = [\Theta_t^\top, Z_t^\top]^\top$. The nonlinear dynamics can be expressed*

$$\frac{d}{dt}X_t = \alpha \begin{bmatrix} -\frac{\sigma}{\alpha}I & -\check{\xi}_t H^\top \\ 0 & \frac{1}{\alpha}F \end{bmatrix} X_t + \alpha \begin{bmatrix} -J\check{\xi}_t \\ \frac{1}{\alpha}G \end{bmatrix} \mathcal{Y}_t^n, \quad (92)$$

It is a controlled nonlinear state space model with input $(\xi, \check{\xi})$ for any choice of ϵ in (86).

Thm. 2.4 can be freely applied to the state space representation (92) because the theorem makes no assumptions on the magnitude of α , or even stability of the QSA ODE.

Recall that α is a fixed constant, so the fact that f depends on this gain is irrelevant in the definition for the QSA vector field,

$$f(x, \check{\xi}, \xi) = \begin{bmatrix} -\frac{\sigma}{\alpha}I & -\check{\xi}H^\top \\ 0 & \frac{1}{\alpha}F \end{bmatrix} x + \begin{bmatrix} -J\check{\xi} \\ \frac{1}{\alpha}G \end{bmatrix} \mathcal{Y}^n(\theta, \xi). \quad (93)$$

Three solutions to Poisson's equation are required to write down the P-mean flow:

- (i) The solution $\hat{\mathcal{Y}}^n$ with forcing function \mathcal{Y}^n .
- (ii) $\hat{\xi}$ with forcing function $\check{\xi}$ (similar to \hat{G} in (125c)).
- (iii) \hat{Q} with forcing function $Q(\theta, \Phi) = -J\check{\xi}\mathcal{Y}^n(\theta, \xi)$.

Theorem 3.3. *If Γ is analytic, the P-mean flow representation holds,*

$$\frac{d}{dt}X_t = \alpha[\bar{f}(X_t) - \alpha\bar{\Upsilon}_t + \mathcal{W}_t], \quad (94a)$$

in which for any $x = (\theta; \varsigma)$ and $z \in \Omega$,

$$\bar{f}(x) = \begin{bmatrix} -\frac{\sigma}{\alpha}I & 0 \\ 0 & \frac{1}{\alpha}F \end{bmatrix} x + \begin{bmatrix} -J\mathbb{E}[\check{\xi}(\Phi)\mathcal{Y}^n(\theta, \xi)] \\ \frac{1}{\alpha}G\mathbb{E}[\mathcal{Y}^n(\theta, \xi)] \end{bmatrix}, \quad (94b)$$

with expectations in steady-state. The functions \hat{f} and $\bar{\Upsilon}$ admit the representations,

$$\hat{f}(x, z) = \begin{bmatrix} 0 & -\hat{\xi}(z)H^\top \\ 0 & 0 \end{bmatrix} x + \begin{bmatrix} -J\hat{Q}(\theta, z) \\ \frac{1}{\alpha}G\hat{\mathcal{Y}}^n(\theta, z) \end{bmatrix}, \quad (94c)$$

$$\Upsilon(x, z) = \frac{1}{\alpha} \begin{bmatrix} \hat{\xi}(z)H^\top \{Fx + G\mathcal{Y}^n(\theta, \xi(z))\} \\ 0 \end{bmatrix}. \quad (94d)$$

Proof. The expression (94c) follows directly from (93). There is simplification because terms not involving ξ or $\check{\xi}$ vanish. The formula (94d) then follows from the definition $\Upsilon(x, z) = -\partial_x \hat{f}(x, z)f(x, z)$. \square

The interpretation of the P-mean field representation is entirely different here because Υ is no longer a nuisance term, but a critical part of the dynamics. Applications to design remains a topic for future research.

Interpretation as two time-scale QSA: The ODE (92) falls into this category, where (Z_t, Φ_t) represents the fast state variables. The basic principle is that we can approximate the solution to the $(d+q)$ -dimensional state space model through the following quasi-static analysis. For a given time t , let $\{\bar{Z}_r : r \geq t\}$ denote the solution to the state space model defining \mathbf{Z} with $\Theta_r \equiv \theta$ for all $-\infty < r < \infty$:

$$\bar{Z}_r(\theta) = \int_{-\infty}^r e^{F(r-\tau)} G Y_\tau d\tau, \quad \text{with } Y_\tau = \frac{1}{\epsilon(\theta)} \mathcal{Y}(\theta + \epsilon(\theta)\xi_\tau)$$

The next step is to substitute the solution to obtain the approximate dynamics,

$$\frac{d}{dt}\Theta_t \approx -\sigma\Theta_t - \alpha[\check{\xi}_t H^\top \bar{Z}_t(\Theta_t) + J\check{\xi}_t \mathcal{Y}_t^n] \quad (95)$$

A more useful approximation is obtained on applying Prop. 3.1:

$$\begin{aligned}\mathcal{Y}_t^n &\approx \frac{1}{\epsilon(\theta)}\Gamma(\Theta_t) + \xi_t^\top \nabla \Gamma(\Theta_t), \\ \mathbf{H}^\top \bar{Z}(\theta, \Phi_t) &\approx \mathbf{H}^\top \int_{-\infty}^t e^{\mathbf{F}(t-\tau)} \mathbf{G} \left\{ \frac{1}{\epsilon(\theta)}\Gamma(\theta) + \xi_\tau^\top \nabla \Gamma(\theta) \right\} d\tau \\ &= h_0 \frac{1}{\epsilon(\theta)}\Gamma(\theta) + \check{\xi}_t^\top \nabla \Gamma(\theta),\end{aligned}$$

where $h_0 = -\mathbf{H}^\top \mathbf{F}^{-1} \mathbf{G}$ is the DC gain of the high pass filter.

Substitution in (95) gives

$$\begin{aligned}\frac{d}{dt}\Theta_t &\approx -\sigma\Theta_t - \alpha M_t \nabla \Gamma(\Theta_t) - \alpha \check{\xi}_t \frac{1}{\epsilon_t} (h_0 + \mathbf{J})\Gamma(\Theta_t) + O(\alpha\epsilon), \\ \text{with } M_t &= \check{\xi}_t [\check{\xi}_t + \mathbf{J}\xi_t]^\top.\end{aligned}$$

Once tight error bounds in these approximations are established, design and analysis proceeds based on the d -dimensional QSA approximation. In particular, without approximation this QSA ODE is stable provided the high pass filter is *passive*, such as a lead compensator. Passivity combined with the positivity of Σ_ξ implies that $M + M^\top > 0$ with $M = \mathbf{E}_\pi[M_t]$.

Theory for two time-scale QSA is not yet available to justify this approximation. The extension of stochastic theory is a topic of current research.

3.4 Perturbative mean flow for qSGD

Thm. 3.4 below is a summary of the conclusions of Thm. 2.4 and Thm. 2.11 for qSGD ODEs.

Additional local stability structure is obtained in terms of Lyapunov exponents (53), similarly to what is done in Thm. 2.6. It will be seen in Thm. 3.4 that a negative Lyapunov exponent exists for 2qSGD subject to conditions on the objective function and the gains.

In (96b) the time t_0 is chosen so that $\|\Theta_t - \theta^*\| \leq B\alpha$ for some B , and all $t \geq t_0$.

Theorem 3.4 (QSA Theory for ESC). *Consider an objective function Γ satisfying the following:*

- (i) Γ is analytic with Lipschitz gradient satisfying $\|\nabla \Gamma(\theta)\| \geq \delta \|\theta\|$ for some $\delta > 0$ and all θ satisfying $\|\theta\| \geq \delta^{-1}$.
- (ii) The objective has a unique minimizer θ^{opt} , and it is the only solution to $\nabla \Gamma(\theta) = 0$.
- (iii) $P = \nabla^2 \Gamma(\theta^{\text{opt}})$ positive definite.

Consider 1qSGD or 2qSGD with constant gain α . Suppose that the probing signal is chosen of the form (8) with $K = d$, frequencies satisfying (33a), and $\Sigma_\xi > 0$.

Then, for either algorithm, there are positive constants ϵ^0 and α^0 such that the following approximations are valid for $0 < \epsilon \leq \epsilon^0$, $0 < \alpha \leq \alpha^0$:

$$\frac{d}{dt}\Theta_t = \alpha [-\Sigma_\xi \nabla \Gamma(\Theta_t) + \mathcal{W}_t + O(\epsilon^2)], \quad t \geq 0 \quad (96a)$$

$$= \alpha [-\Sigma_\xi P[\Theta_t - \theta^{\text{opt}}] + \mathcal{W}_t + O(\alpha^2 + \epsilon^2) + o(1)], \quad t \geq t_0 \quad (96b)$$

Moreover, the following hold for $0 < \epsilon \leq \epsilon^0$, $0 < \alpha \leq \alpha^0$:

- (i) $\|\Theta_t - \theta^{\text{opt}}\| \leq O(\alpha + \epsilon^2) + o(1)$
- (ii) $\|\Theta_t^\xi - \theta^{\text{opt}}\| \leq O(\alpha^2 + \epsilon^2) + o(1)$, with filtered estimate obtained using the criteria of Thm. 2.11.

In addition, the Lyapunov exponent (53) is negative in the special case of 2qSGD.

Proof. The analytic assumption is imposed so that (A3) holds, thanks to Thm. A.5.

Prop. A.21 tells us that the QSA ODE is α^0 ultimately bounded for some $\alpha^0 > 0$. The estimation error bounds in (i) and (ii) are then immediate from Thm. 2.11.

Justification of (96a) follows from Thm. 2.4 and the approximation $\bar{f}(\theta) = -\Sigma_\xi \nabla \Gamma(\theta) + O(\varepsilon^2)$ obtained for 1qSGD in Prop. A.24 and for 2qSGD in Prop. A.25. The term $\tilde{\Upsilon}_t$ appearing in (12) is zero on application of Thm. 2.7 (iii).

The approximation (96b) then follows from (96a) and the Taylor series approximation

$$\nabla \Gamma(\Theta_t) = \nabla \Gamma(\theta^{\text{opt}}) + P[\Theta_t - \theta^{\text{opt}}] + O(\|\Theta_t - \theta^{\text{opt}}\|^2)$$

The first term above is zero by assumption, $\nabla \Gamma(\theta^{\text{opt}}) = 0$, and $\|\Theta_t - \theta^{\text{opt}}\| \leq \|\Theta_t - \theta^*\| + \|\theta^* - \theta^{\text{opt}}\| = O(\alpha + \varepsilon^2)$ for $t \geq t_0$, giving $\|\Theta_t - \theta^{\text{opt}}\|^2 \leq O(\alpha^2 + \varepsilon^4)$ (recall that $\|\Theta_t - \theta^*\| \leq B\alpha$ for $t \geq t_0$). These approximations imply (96b).

The proof that $\Lambda_\Theta < 0$ for 2qSGD follows from identifying the linearization matrix used in the LTI approximation (117). The following is established in Prop. A.25:

$$A(\theta, \xi) = A^0(\xi) + O(\varepsilon), \quad \text{with } A^0(\xi) = -\xi \xi^\top \nabla^2 \Gamma(\theta)$$

in which the error $O(\varepsilon)$ depends smoothly on θ . Hence the dynamics (52) for the sensitivity process can be expressed

$$\frac{d}{dt} \mathcal{S}_t^0 = -\alpha[(\alpha + \varepsilon^2)M_t + \xi_t \xi_t^\top P] \mathcal{S}_t^0, \quad t \geq t_0, \quad (97)$$

where the norm of the matrix process $\{M_t : t \geq t_0\}$ is bounded by a constant that is independent of ε or α , though t_0 is dependent on these parameters.

The remainder of the proof is then identical to the proof of Prop. 2.13. \square

Approximations in Appendix A.6 suggest that a negative Lyapunov exponent is not likely for any variant of 1qSGD. We obtain in this case,

$$A(\theta, \xi) = -\partial_\theta \left(\frac{1}{\varepsilon(\theta)} \Gamma(\theta) \right) \xi - \xi \xi^\top \nabla^2 \Gamma(\theta) + O(\varepsilon)$$

If $\varepsilon = \varepsilon$, independent of θ , this simplifies to

$$A(\theta, \xi) = -\left(\frac{1}{\varepsilon} \xi \nabla^\top \Gamma(\theta) + \xi \xi^\top \nabla^2 \Gamma(\theta) \right) + O(\varepsilon)$$

It is likely that the Lyapunov exponent is negative for small $\varepsilon > 0$ and $\alpha \ll \varepsilon$, but this is not an interesting setting.

4 Examples

In each of the following experiments¹, the QSA ODEs were implemented using an Euler approximation with time discretization of 1 sec. The probing signal respected (8) with $\{\omega_i\}$ irrationally related.

4.1 Optimization of Rastrigin's Objective

We illustrate the fast rates of convergence of QSA with vanishing gain by surveying results from an experiment in [33, 24].

¹Publicly available code for experiments were obtained under a GNU General Public License v2.0.

Simulation Setup The 1qSGD algorithm (25a) and its stochastic counterpart (22a) were used for the purpose of optimizing the Rastrigin Objective in \mathbb{R}^2

$$\Gamma(\theta) = 20 + \sum_{i=1}^2 [\theta_i^2 - 10 \cos(2\pi\theta_i)] \quad (98)$$

The experiments were conducted before discovery of the Lipschitz variant of 1qSGD so $\epsilon(\theta) = \epsilon = 0.25$ and the sample paths of Θ were projected onto $[-B, B]^2$ with $B = 5.12$, which is the evaluation domain commonly used for this objective [64]. The QSA ODE was implemented through an Euler scheme with time sampling of 1 sec with $a_t = \min\{0.5, (t+1)^{-0.85}\}$. $M = 200$ independent experiments were run with Θ_0^m uniformly sampled from $[-B, B]^2$ for $\{1 \leq m \leq M\}$. For each experiment, the probing signal was selected of the form

$$\xi_t^m = 2[\sin(t/4 + \phi^m), \sin(t/e^2 + \phi^m)]^\top \quad (99)$$

where for each m , ϕ^m was uniformly sampled from $[-\pi/2, \pi/2]$. The noise for stochastic algorithm was a scaled and shifted Bernoulli with $p = 1/2$ and had support in the set $\{-\sqrt{2}, \sqrt{2}\}$. The values $\pm\sqrt{2}$ were chosen so that the covariance matrices in both algorithms were equal.

In order to test theory for rates of convergence with acceleration through PR averaging, the empirical covariance was computed for 1qSGD across all initial conditions,

$$\begin{aligned} \bar{\Sigma}_T &= \frac{1}{M} \sum_{i=1}^M \Theta_T^i \Theta_T^{i\top} - \bar{\Theta}_T \bar{\Theta}_T^\top, & \bar{\Theta}_T &= \frac{1}{M} \sum_{i=1}^M \Theta_T^i \\ \hat{\sigma}_T &= \sqrt{\text{tr}(\bar{\Sigma}_T)} \end{aligned} \quad (100)$$

In each experiment the trajectories $\{\Theta_t\}$ were accelerated through PR averaging with $\kappa = 5$. If the scaled empirical covariance $a_T^{-2} \hat{\sigma}_T$ is bounded in T , we have $\|\Theta_T^{\text{PR}} - \theta^*\| = O(T^{-2\rho})$.

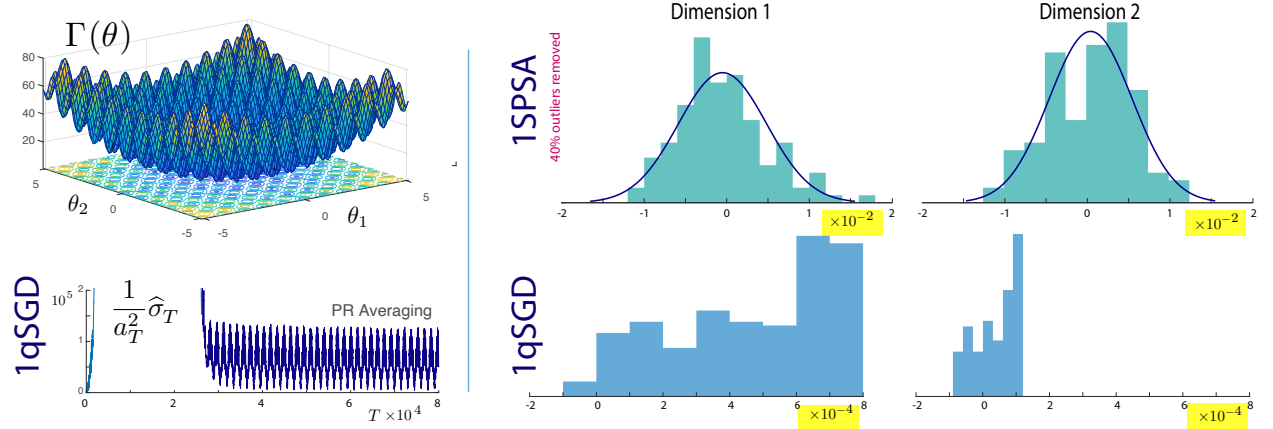


Figure 8: Rastrigin objective (top left), scaled empirical covariance (bottom left), histograms of estimation error for 1SPSA with PR averaging (top middle and top right), histograms of estimation error for 1qSGD with PR averaging (bottom middle and bottom right).

Results Fig. 8 shows plots for the scaled empirical covariance for 1qSGD as well as histograms for the estimation error $\Theta_T^{\text{PR}} - \theta^*$ for both algorithms. We see in Fig. 8 that the convergence rates of $O(T^{-2\rho})$ are achieved by both filtering techniques.

The variance of the estimation error for the deterministic algorithm is much smaller than for its stochastic counterpart: Fig. 8 shows that the reduction is roughly two orders of magnitude.

Outliers were identified with Matlab's *isoutlier* function and removed from the histograms in Fig. 8. Around 40% of the estimates were considered outliers for the stochastic algorithm, while none was observed for its deterministic counterpart.

Recall that bias is inherent in both 1qSGD and 1SPSA when using a non-vanishing probing gain. It would appear from Fig. 8 that this bias is larger for 1qSGD [consider the histogram for estimates of $\theta_1^* = 0$, which shows that final estimates typically exceed this value]. In fact, there is no theory to predict if 1qSGD is better or worse than 1SPSA in terms of bias. The bias is imperceptible in the stochastic case due to the higher variance combined with the removal of outliers.

4.2 Vanishing vs Fixed Gain Algorithms - Rastrigin’s Objective

Experiments were performed to test the performance of the Lipschitz version of 1qSGD for both constant and vanishing gain algorithms. Two take-aways from the numerical results surveyed below:

- (i) The value of a second order filter can be substantial when using a fixed gain algorithm. Recall that this conclusion was not at all clear for either of the linear examples (66a, 66b), even though in the first case the example satisfies the assumptions of Thm. 2.11.
- (ii) However, in this example the flexibility of a vanishing gain algorithm is evident: with high gain during the start of the run (when $a_t \approx \alpha$) there is a great deal of exploration, especially when Θ_t is far from the optimizer due to the use of $\epsilon(\theta)$. The vanishing gain combined with the use of distinct frequencies then justifies the use of PR-averaging, which results in extremely low AAD in this example.

Simulation Setup For this objective, $M = 5$ individual experiments were carried out in a similar fashion to the experiments summarized in Section 4.1. The Lipschitz variant of 1qSGD was implemented using each of the initial conditions so projection of the sample paths $\{\Theta_t^m\}$ was not necessary. Each experiment used $\epsilon(\theta) = \varepsilon\sqrt{1 + \|\theta\|^2}$ with $\varepsilon = 0.6$ and the same probing signal ξ_t^m as in (99). The following three choices of gain were tested for each initial condition:

$$(a) a_t = 0.1(t + 1)^{-0.65} \quad (b) a_t = \alpha_b = 3 \times 10^{-3} \quad (c) a_t = \alpha_s = 7 \times 10^{-4}$$

For the vanishing gain case (a) the process $\{\Theta_t^m\}$ was accelerated through PR averaging with $\kappa = 5$, while for the fixed-gain case two filters of the form (67b) were used with $\zeta = 0.8$ and $\gamma = \eta\alpha$ for various values of $\eta \geq 1$. These experiments were repeated for Θ_0^m uniformly sampled from $10^{10}[-B, B]^2$ with $B = 5.12$.

Results The top row of Fig. 9 shows the evolution of $\{\Theta_t^m\}$ for each m with $\eta = 5$. The second row shows the evolution of $\{\Gamma(\Theta_T^{\text{PR}}), \Gamma(\Theta_T^{\text{1f}}), \Gamma(\Theta_T^{\text{2f}}), \Gamma(\Theta_T)\}$ for the single path yielding the best performance for each gain choice across all 5 initial conditions.

We see in Fig. 9 a clear advantage of vanishing gain algorithms: the algorithm explores much more in the beginning of the run, eventually deviating from θ^{opt} by the bias inherent to the 1qSGD algorithm.

For the runs that used α_b (case (b)), we have a good amount of exploration, but the steady state behavior is poor. Case (c) using the smaller value of α yielded better results.

Fig. 9 shows the benefit of variance reduction from second order filter as opposed to a first order filter, based on runs that used α_s . As opposed to the results in Fig. 6, this example shows that we can’t always obtain the best AAD with a first order filter. For these experiments, the filtered final estimation of θ^* yields comparable objective values to what is seen in the vanishing gain experiment. However, we do not always observe desirable exploration as in the vanishing gain case: we see several sample paths hovering around local minima of the objective rather than θ^{opt} .

Results for the trajectories with initial conditions of order 10^{10} were presented in Fig. 2.

4.3 The Walking Camel

The next numerical results are based on a tracking problem using the 1qSGD algorithm. Although the results in this subsection will show that the algorithm successfully tracks the signal $\{\theta_t^{\text{opt}}\}$, we are not advocating the use of 1qSGD for tracking applications. The algorithm was employed to illustrate general algorithm design principles; better performance is likely in algorithms with a carefully designed low pass filter such as (82) with $\sigma > 0$. Several experiments were conducted to address the following questions:

- (i) How does the frequency content of the probing signal affect performance?

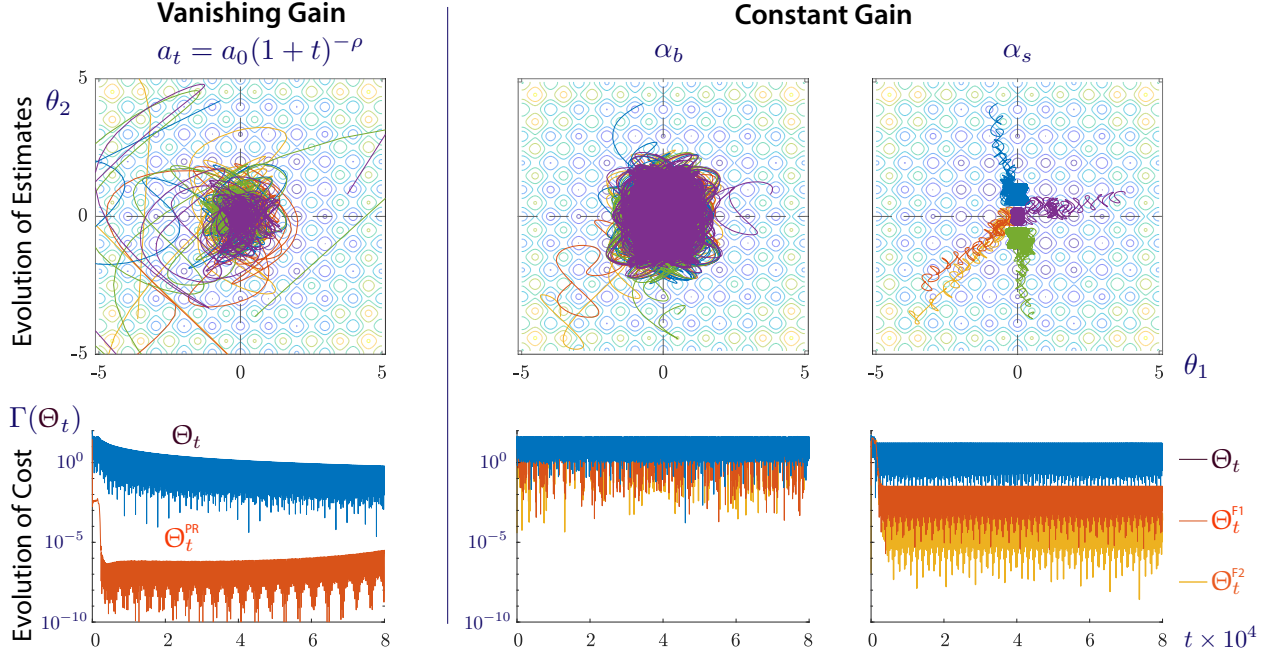


Figure 9: Comparison of the performance between vanishing and constant gain 1qSGD for the Rastrigin Objective.

- (ii) How does the rate of change of the signal $\{\theta_t^{\text{opt}}\}$ impact tracking performance?
- (iii) How does filtering reduce estimation error and variance in tracking?

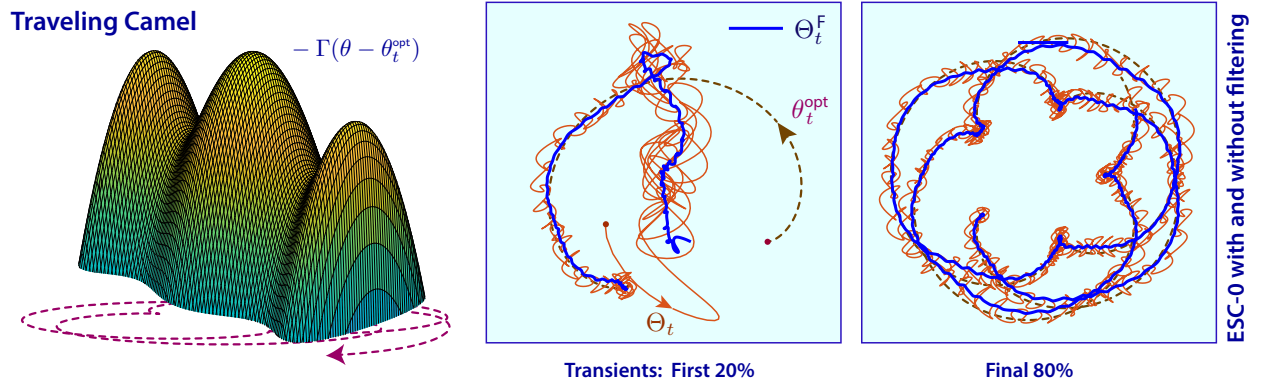


Figure 10: Tracking for the travelling camel with ESC-0

Simulation Setup The *Three-Hump Camel* objective is the sixth-order polynomial function on \mathbb{R}^2 :

$$\Gamma(\theta) = 2\theta_1^2 + \theta_1\theta_2 + \theta_2^2 + \frac{1}{6}\theta_1^6 - 1.05\theta_1^4 \quad (101)$$

A plot of the negative of this objective is shown on the left hand side of Fig. 10. Observe that the infimum of Γ over \mathbb{R}^2 is not finite. The domain of this function is usually taken to be the bounded region $[-5, 5]^2$ [64].

We considered a time varying version, of the form

$$\Gamma_t = \Gamma(\theta - \theta_t^{\text{opt}})$$

with the following choices of $\{\theta_t^{\text{opt}}\}$:

$$\begin{aligned}
\text{(a) } \theta_t^{\text{opt}} &= \begin{bmatrix} m \cos(\omega^\circ t) - h \cos(m\omega^\circ t/b^\circ) \\ m \sin(\omega^\circ t) - h \sin(m\omega^\circ t/b^\circ) \end{bmatrix} \quad \text{where } \omega^\circ = 2 \times 10^{-3} \text{ rad/sec, } b^\circ = 3/5, m = 8/5, h = 0.6 \\
\text{(b) } \theta_t^{\text{opt}} &= \begin{bmatrix} 1 \\ 1 \end{bmatrix} g_t, \quad \text{where } g_t = \begin{cases} \Delta(t/T_0), & t \leq T/2 \\ \Pi(t/T_0), & t > T/2 \end{cases} \quad \text{and } T_0 = \frac{c}{b} \text{ sec with } b \in \{1, 3, 5\}, c = 5 \times 10^{-3}
\end{aligned} \tag{102}$$

The choice (a) is an example of an epitrochoid path. In (b) the notation Δ, Π is used to denote the unit triangle and square waves, respectively. The objective Γ_t was normalized so that $\theta^{\text{opt}} = 0$.

Experiments were conducted for a single initial condition Θ_0 , chosen to be a second (non-optimal) local minima of the objective, and the following probing signals:

$$\xi_t^a = 2 \begin{bmatrix} \sin(t/9) \\ \sin(t/e^3) \end{bmatrix}, \quad \xi_t^b = 2 \begin{bmatrix} \sin(t/4) \\ \sin(t/e^2) \end{bmatrix}, \quad \xi_t^c = 2 \begin{bmatrix} \sin(\sqrt{20}t/10) \\ \sin(\pi t/10) \end{bmatrix} \tag{103}$$

The assumptions of Prop. 3.1 are violated in this example, since the gradient of this objective is not Lipschitz continuous. For this reason, the state-dependent gain ϵ was abandoned in favor of a constant gain in these experiments. Choices for the parameters $\epsilon(\theta) \equiv \epsilon$ and α were problem specific: (a) $\epsilon = 0.2$ and $\alpha = 6 \times 10^{-3}$, (b) $\epsilon = 0.5$ and $\alpha = 5 \times 10^{-3}$.

The process $\{\Theta_t\}$ was projected onto the set $[-5, 5]^2$. The filters in (67b) were used for variance reduction, with $\zeta = 0.8$ and $\gamma = \eta\alpha$ for several $\eta \geq 1$.

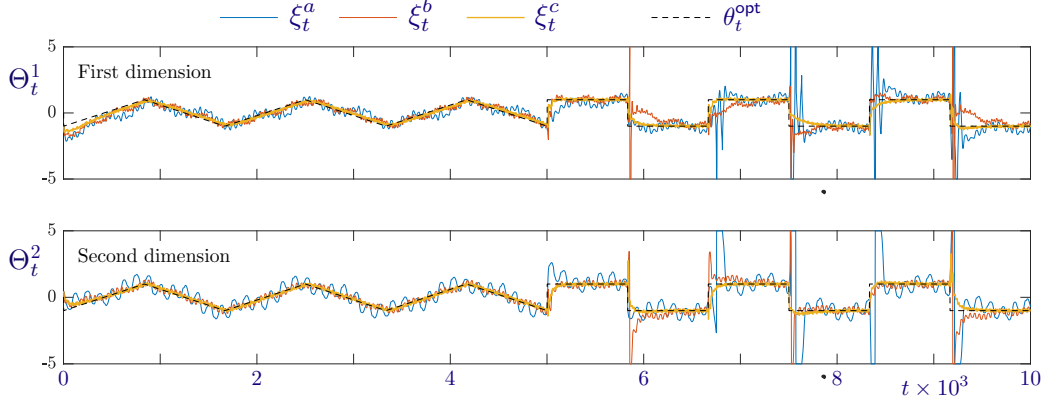


Figure 11: Tracking of $\{\Theta_t^{\text{opt}}\}$ for several choices of probing signal.

Results

Case (a) Phase plots of the trajectories $\{\Theta_t\}, \{\Theta_t^{\text{F}}\}$ are shown in Fig. 10. These plots display results with the probing signal ξ_t^b and $\eta = 5$. It is possible to see in Fig. 10 that the output of lqSGD tracks $\{\theta_t^{\text{opt}}\}$ after a transient period. Since the gain is non-vanishing, Θ oscillates around the trajectory $\{\theta_t^{\text{opt}}\}$. As expected by Thm. 2.11, the filtered process has much less variability.

Case (b) Fig. 11 shows the evolution of $\{\Theta_t\}$ using each probing signal in (103). Here, the signal $\{\theta_t^{\text{opt}}\}$ has period T_0 with $b = 3$ (102). The plots in Fig. 11 illustrate how the frequency content of the probing signal impacts tracking performance: higher frequencies yield less variability over most of the run.

The evolution of the estimation error $\{\|\Theta_t - \theta_t^{\text{opt}}\|\}$ is shown in Fig. 12 for each value of b listed in (102). Only ξ_t^c in (103) was used as the probing signal for these experiments. We see in Fig. 12 that tracking performance deteriorates as the rate of change of $\{\theta_t^{\text{opt}}\}$ increases. When $t > T/2$, the signal $\{\theta_t^{\text{opt}}\}$ is nearly static for each period and hence we expect the rate of change of $\{\theta_t^{\text{opt}}\}$ to have little effect on the AAD. This is confirmed by the results in shown in Fig. 12: the steady state estimation errors are roughly the same for all values of b .

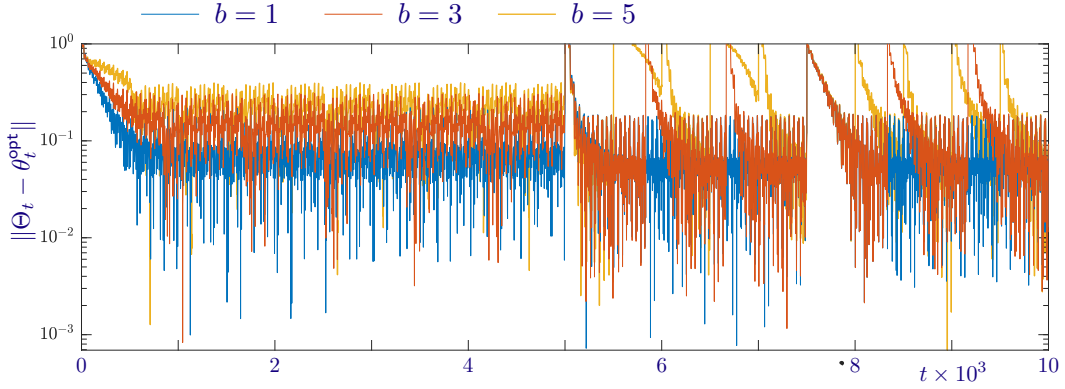


Figure 12: Estimation error for different b (102).

Fig. 13 shows the evolution $\{\Gamma(\Theta_t), \Gamma(\Theta_t^{1f}), \Gamma(\Theta_t^{2f})\}$ as functions of time for $\eta \in \{5, 15\}$. Again, the selected probing signal was ξ_t^c and the signal $\{\theta_t^{opt}\}$ had period T_0 with $b = 3$ for both choices of η . We see in Fig. 13 that the filtered estimates $\{\Theta_t^{1f}\}$ yield lower objective values than $\{\Theta_t^{2f}\}$ for $t \leq T/2$. When $t > T/2$, the estimates $\{\Theta_t^{1f}\}$ only yield lower objective values than $\{\Theta_t^{2f}\}$ for very small portions of the run. That is, a second order filter is preferable when the rate of change of $\{\theta_t^{opt}\}$ is small.

Recall that the parameter η scales the bandwidth of the filter. We see in Fig. 13 an improvement in tracking for both filters when η is increased as a consequence of the increased bandwidth.

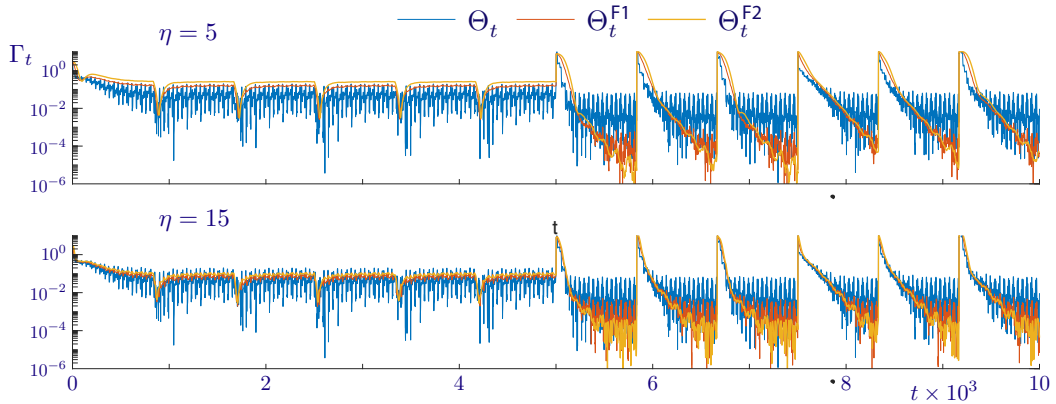


Figure 13: Evolution of Γ for different filtering techniques.

5 Conclusions

This paper introduces a new exact representation of the QSA ODE, opening several doors for analysis. Major outcomes of the perturbative mean flow representation include the clear path to obtaining transient bounds based on those of the mean flow, and guidelines on how to design filters to obtain bias and AAD of order $O(\alpha^2)$. There is much more to be unveiled:

△ The use of filtering for acceleration of algorithms is not at all new. It will be exciting to investigate the implications of the acceleration techniques pioneered by Polyak and Nesterov for nonlinear optimization, particularly in their modern form (see [35, § 2.2], [43] and the references therein).

The integration of these two disciplines may provide insight on how to design the high pass filters shown in Fig. 3, or suggest entirely new architectures.

△ The introduction of normalization in the observations in the general form (87) was crucial to obtain global stability of ESC ODEs. There are many improvements to consider. First, on considering the Taylor series approximation (88), performance is most likely improved via a second normalization:

$$\mathcal{Y}_t^n = \frac{1}{\epsilon_t} \left[\Gamma(\Theta_t + \epsilon_t \xi_t) - \Gamma_t^* \right],$$

in which $\{\Gamma_t^*\}$ are estimates of the minimum of the objective. These might be obtained by passing $\{\mathcal{Y}_r := \Gamma(\Theta_r + \epsilon_r \xi_r)\}$ through a low pass filter.

△ Far better performance might be obtained through an observation process inspired by 2SPSA. Consider first a potential improvement of 2SPSA: A state dependent exploration gain is introduced, so that (22b) becomes

$$\theta_{n+1} = \theta_n - \alpha_{n+1} \frac{1}{2\epsilon} \xi_{n+1} \left[\Gamma(\theta_n + \epsilon_n \xi_{n+1}) - \Gamma(\theta_n - \epsilon_n \xi_{n+1}) \right]$$

with $\epsilon_n = \epsilon(\theta_n)$. The division by 2ϵ (independent of state) remains, since 2SPSA in its original form satisfies the required Lipschitz conditions for SA provided $\nabla\Gamma$ is Lipschitz continuous.

There are surely many ways to obtain an online version based on QSA. One approach is through sampling: denote $T_n = nT$ for a given sampling interval $T > 0$, and take \mathcal{Y}_t^n constant on each interval $[T_n, T_{n+1})$, designed to mimic 2SPSA. One option is the simple average,

$$\mathcal{Y}_{T_{n+1}}^n := \frac{2}{T} \frac{1}{2\epsilon} \int_{T_n}^{T_n+T/2} \xi_t \left[\Gamma(\theta_n + \epsilon_t \xi_t) - \Gamma(\theta_n - \epsilon_t \xi_t) \right] dt$$

with $\theta_n = \Theta_{T_n}$. This can be computed in real-time, based on two sets of observations:

$$\begin{aligned} \Gamma(\theta_n + \epsilon_t \xi_t) & \quad T_n \leq t \leq T_n + T/2 \\ \Gamma(\theta_n - \epsilon_n \xi_{t-T/2}) & \quad T_n + T/2 \leq t \leq T_{n+1} \end{aligned}$$

△ The implications to reinforcement learning deserve much greater attention. The applications of QSA and ESC in [39, 26, 40] are only a beginning.

△ It may be straightforward to extend the P-mean flow representation (12) to tracking problems. This may start with the general topic of time inhomogeneous QSA, of the form

$$\frac{d}{dt} \Theta_t = \alpha f(\Theta_t, \xi_t; t).$$

Analysis would require consideration of solutions to Poisson's equation, such as $\hat{f}(\theta, \cdot; t)$ for each $\theta \in \mathbb{R}^d$ and $t \in \mathbb{R}$. The representation will be more complex than (12), but will likely lead to sharper bounds than are presently available.

6 Literature and Resources

Background on stability via Lyapunov criteria is standard [9, 30]. See [67] for more recent theory on Lyapunov function techniques for SA. The ODE@ ∞ approach was introduced in [10], and refined in a series of papers since [5, 55, 8].

The averaging principle The QSA ODE with fixed gain (27) is not at all new to the dynamical systems community, for which solidarity of the QSA ODE and the mean flow is known as the *averaging principle*. Analysis of the larger state process $\Psi = (\Theta, \Phi)$ may also be cast in the setting of singular perturbation theory, in which Θ is regarded as the slow variable.

The concepts are far older than stochastic approximation, with heuristics applied in the 18th century to obtain models for coupled planetary systems. Firm theory emerged approximately one century ago [62], which is several decades before Robbins and Monro introduced SA [58]. Averaging and singular perturbation theory grew within the control systems community beginning in the 1970s [28], which became a foundation of adaptive control (a close cousin of reinforcement learning) in the decades that followed. Any of the standard references will provide a fuller history, such as [27, 25, 60].

The discussion that follows concerns QSA with vanishing gain, which is the typical setting of SA theory.

Quasi-stochastic approximation: The first work on QSA as an alternative to SA appears in [31, 32] with applications to finance, and [6] contains initial results on convergence rates that are better than that obtained for their stochastic counterparts, but nothing like the bounds obtained here. The setting for this prior work is in discrete time. Something similar to QSA appears in [6] with applications to gradient-free optimization.

The QSA ODE appeared in applications to reinforcement learning in [39], which motivated the convergence rate bounds in [61] for multi-dimensional linear models, of which (66) are special cases (except that analysis is restricted to vanishing gain algorithms).

The work of [61] was extended to nonlinear QSA in [12, 13], and initial results on PR averaging and the challenges with multiplicative noise is one topic of [40, § 4.9]. Until recently it was believed that the best convergence rate possible is $O(1/T)$ for the vanishing gain algorithms considered. Recently, this was shown to be fallacy: convergence rates arbitrarily close to $O(T^{-2})$ are obtained in [33, 24] via PR-averaging, but again this requires that a version of Υ be zero.

Extremum seeking control: ESC is perhaps among the oldest gradient-free optimization methods. It was born in the 1920s when an extremum seeking control solution was developed to maintain maximum transfer of power between a transmission line and a tram car [34, 65, 36]. Successful stories of the application of ESC to various problems have been shared over the 20th century – e.g. [56, 57, 17, 38, 47], but theory was always behind practice: the first Lyapunov stability analysis for ESC algorithms appeared in the 70s for a very special case [37].

General local stability and bounds on estimation error for ESC with scalar-valued probing signals were established 30 years later in [29] and later extended for multi-dimensional probing in [2], but the authors do not specify a domain of attraction for stability. Stronger stability results were then established in [66], where the authors show that for an arbitrarily large set of initial conditions, it is possible to find control parameters so that the extremum seeking method results in a solution arbitrarily close to the extrema to be found. This is known as semi-global practical stability in the ESC literature. These analytical contributions sparked further research [16, 23, 19, 50].

It is pointed out in [42] that there is a potential “curse of dimensionality” when using sinusoidal probing signals, which echoes the well known curse in Quasi Monte Carlo [3].

Convergence rates for stochastic approximation: Consider first the case of vanishing step-size: with step-size $\alpha_n = (1 + n)^{-\rho}$, $\frac{1}{2} < \rho < 1$, we obtain the following limits for the scaled asymptotic mean-square error (AMSE):

$$\lim_{n \rightarrow \infty} \frac{1}{\alpha_n} \mathbb{E}[\|\theta_n - \theta^*\|^2] = \text{trace}(\Sigma_\theta(\rho)) \quad (104)$$

$$\lim_{n \rightarrow \infty} n \mathbb{E}[\|\theta_n^{\text{PR}} - \theta^*\|^2] = \text{trace}(\Sigma_\theta^*) \quad (105)$$

where $\{\theta_n^{\text{PR}}\}$ are obtained from $\{\theta_n\}$ via Polyak-Ruppert averaging (26). The covariance matrix in the second limit has the explicit form $\Sigma_\theta = G\Sigma_\Delta G^\top$ with $G = A^{*-1}$ and Σ_θ the covariance of $f(\theta^*, \xi_{n+1})$ (see (2)). The covariance matrix Σ_θ^* is minimal in a strong sense [49, 8, 9, 30].

There is an equally long history of analysis for algorithms with constant gains. For simplicity assume an SA algorithm with ξ i.i.d., so that the stochastic process θ is a Markov chain. Stability of the ODE@ ∞ implies a strong form of geometric ergodicity under mild assumptions on the algorithm [10], which leads to bounds on the variance

$$\mathbb{E}[\|\theta_n - \theta^*\|^2] = \mathbb{E}[\|\theta_\infty - \theta^*\|^2] + O(\varrho^n) \quad (106)$$

where the steady-state mean $\mathbb{E}[\|\theta_\infty - \theta^*\|^2]$ is of order $O(\alpha)$ with step-size $\alpha > 0$, and $\varrho < 1$ since θ is geometrically ergodic. Averaging can reduce variance significantly [44, 18].

Zeroth order optimization: We let θ^* denote the limit of the algorithm (assuming it exists), and θ^{opt} the global minimizer of Γ .

We begin with background on methods based on stochastic approximation, which was termed gradient free optimization (GFO) in the introduction.

1. GFO Much of the theory is based on vanishing gain algorithms, and the probing gain is also taken to be vanishing in order to establish that the algorithm is *asymptotically unbiased*.

Polyak was also a major contributor to the theory of convergence rates for GFO algorithms that are asymptotically unbiased, with [53] a highly cited starting point. If the objective function is p -fold differentiable at θ^* then the best possible rate for the AMSE is $O(n^{-\beta})$ with $\beta = \frac{p-1}{2p}$. This work was motivated in part by the upper bounds and algorithms of Fabian [20]. See [15, 14, 49] for more recent history, and algorithms based on averaging that achieve this bound; typically using averaging combined with vanishing step-sizes.

2. ESC Theory has focused on constant-gain algorithms because many authors are interesting in tracking rather than solving exactly a static optimization problem.

It is shown in [29], that it is possible to implement ESC to find a control law that drives a system near to an equilibrium state x^{opt} , minimizing the steady-state value of its output at $-y^{\text{opt}}$. It is assumed that $x^{\text{opt}} = \Gamma(\theta^{\text{opt}})$ where $\Gamma : \mathbb{R} \rightarrow \mathbb{R}^d$ is a smooth function. For a scalar-valued perturbation signal of the form $\xi_t = \alpha \sin(\omega t)$, the estimation error $\|y^* - y^{\text{opt}}\|$ is of order $O(\alpha^2)$, assuming stability of the algorithm. These results are later extended to the case where $\theta, \xi \in \mathbb{R}^d$ in [2] satisfying: $\xi_t^j = \alpha \sin(\omega_j t)$, for $\{1 \leq j \leq d\}$. In this multivariate setting, the function $\Gamma : \mathbb{R}^d \rightarrow \mathbb{R}^d$ was assumed to be quadratic and time-varying. It is shown that the estimation error for tracking is not only a function of α but also the frequencies of ξ , since $\|y^* - y^{\text{opt}}\|$ was of order $O(1/\omega_1^2 + d^2\alpha^2)$ where ω_1 is the smallest frequency among $\{\omega_j\}$.

References

- [1] L. Amerio and G. Prouse. *Almost-periodic functions and functional equations*. Springer Science & Business Media, 2013.
- [2] K. B. Ariyur and M. Krstić. Analysis and design of multivariable extremum seeking. In *American Control Conference*, volume 4, pages 2903–2908. IEEE, 2002.
- [3] S. Asmussen and P. W. Glynn. *Stochastic Simulation: Algorithms and Analysis*, volume 57 of *Stochastic Modelling and Applied Probability*. Springer-Verlag, New York, 2007.
- [4] R. Bellman, J. Bentsman, and S. M. Meerkov. Stability of fast periodic systems. In *Proc. of the American Control Conf.*, volume 3, pages 1319–1320. IEEE, 1984.
- [5] S. Bhatnagar. The Borkar–Meyn Theorem for asynchronous stochastic approximations. *Systems & control letters*, 60(7):472–478, 2011.
- [6] S. Bhatnagar, M. C. Fu, S. I. Marcus, and I.-J. Wang. Two-timescale simultaneous perturbation stochastic approximation using deterministic perturbation sequences. *ACM Transactions on Modeling and Computer Simulation (TOMACS)*, 13(2):180–209, 2003.
- [7] H. Bohr. *Almost periodic functions*. Courier Dover Publications (Reprint of the 1947 edition, Chelsea Publishing Company), 2018.
- [8] V. Borkar, S. Chen, A. Devraj, I. Kontoyiannis, and S. Meyn. The ODE method for asymptotic statistics in stochastic approximation and reinforcement learning. *arXiv e-prints:2110.14427*, pages 1–50, 2021.
- [9] V. S. Borkar. *Stochastic Approximation: A Dynamical Systems Viewpoint*. Hindustan Book Agency, Delhi, India, 2nd edition, 2021.
- [10] V. S. Borkar and S. P. Meyn. The ODE method for convergence of stochastic approximation and reinforcement learning. *SIAM J. Control Optim.*, 38(2):447–469, 2000.
- [11] Y. Bugeaud. *Linear forms in logarithms and applications*, volume 28 of *IRMA Lectures in Mathematics and Theoretical Physics*. EMS Press, 2018.
- [12] S. Chen, A. Devraj, A. Bernstein, and S. Meyn. Accelerating optimization and reinforcement learning with quasi stochastic approximation. In *Proc. of the American Control Conf.*, pages 1965–1972, May 2021.
- [13] S. Chen, A. Devraj, A. Bernstein, and S. Meyn. Revisiting the ODE method for recursive algorithms: Fast convergence using quasi stochastic approximation. *Journal of Systems Science and Complexity*, 34(5):1681–1702, 2021.
- [14] J. Dippon. Accelerated randomized stochastic optimization. *The Annals of Statistics*, 31(4):1260–1281, 2003.
- [15] J. Dippon and J. Renz. Weighted means in stochastic approximation of minima. *SIAM Journal on Control and Optimization*, 35(5):1811–1827, 1997.
- [16] D. Dochain, M. Perrier, and M. Guay. Extremum seeking control and its application to process and reaction systems: A survey. *Mathematics and Computers in Simulation*, 82(3):369–380, 2011. 6th Vienna International Conference on Mathematical Modelling.
- [17] C. S. Draper and Y. T. Li. *Principles of optimizing control systems and an application to the internal combustion engine*. American Society of Mechanical Engineers, 1951.
- [18] A. Durmus, E. Moulines, A. Naumov, S. Samsonov, K. Scaman, and H.-T. Wai. Tight high probability bounds for linear stochastic approximation with fixed step-size. *Advances in Neural Information Processing Systems and arXiv:2106.01257*, 34:30063–30074, 2021.

- [19] H.-B. Dürr, M. S. Stanković, C. Ebenbauer, and K. H. Johansson. Lie bracket approximation of extremum seeking systems. *Automatica*, 49(6):1538–1552, 2013.
- [20] V. Fabian. On the choice of design in stochastic approximation methods. *The Annals of Mathematical Statistics*, pages 457–465, 1968.
- [21] A. Fradkov and B. T. Polyak. Adaptive and robust control in the USSR. *IFAC–PapersOnLine*, 53(2):1373–1378, 2020. 21th IFAC World Congress.
- [22] R. Ge, F. Huang, C. Jin, and Y. Yuan. Escaping from saddle points—online stochastic gradient for tensor decomposition. In *Conference on learning theory*, pages 797–842. PMLR, 2015.
- [23] M. Guay and D. Dochain. A time-varying extremum-seeking control approach. *Automatica*, 51:356–363, 2015.
- [24] C. Kalil Lauand and S. Meyn. Approaching quartic convergence rates for quasi-stochastic approximation with application to gradient-free optimization. In S. Koyejo, S. Mohamed, A. Agarwal, D. Belgrave, K. Cho, and A. Oh, editors, *Advances in Neural Information Processing Systems*, volume 35, pages 15743–15756. Curran Associates, Inc., 2022.
- [25] H. K. Khalil. *Nonlinear systems*. Prentice-Hall, Upper Saddle River, NJ, 3rd edition, 2002.
- [26] N. J. Killingsworth and M. Krstic. Pid tuning using extremum seeking: online, model-free performance optimization. *IEEE control systems magazine*, 26(1):70–79, 2006.
- [27] P. Kokotović, H. K. Khalil, and J. O’Reilly. *Singular Perturbation Methods in Control: Analysis and Design*. Society for Industrial and Applied Mathematics, 1999.
- [28] P. Kokotovic, R. O’Malley, and P. Sannuti. Singular perturbations and order reduction in control theory — an overview. *Automatica*, 12(2):123–132, 1976.
- [29] M. Krstić and H.-H. Wang. Stability of extremum seeking feedback for general nonlinear dynamic systems. *Automatica*, 36(4):595–601, 2000.
- [30] H. J. Kushner and G. G. Yin. *Stochastic approximation algorithms and applications*, volume 35 of *Applications of Mathematics (New York)*. Springer-Verlag, New York, 1997.
- [31] B. Lapeybe, G. Pages, and K. Sab. Sequences with low discrepancy generalisation and application to Robbins-Monro algorithm. *Statistics*, 21(2):251–272, 1990.
- [32] S. Laruelle and G. Pagès. Stochastic approximation with averaging innovation applied to finance. *Monte Carlo Methods and Applications*, 18(1):1–51, 2012.
- [33] C. K. Lauand and S. Meyn. Extremely fast convergence rates for extremum seeking control with Polyak-Ruppert averaging. *arXiv 2206.00814*, 2022.
- [34] M. Le Blanc. Sur l’électrification des chemins de fer au moyen de courants alternatifs de fréquence élevée [On the electrification of railways by means of alternating currents of high frequency]. *Revue Generale de l’Electricite*, 12(8):275–277, 1922.
- [35] L. Lessard. The analysis of optimization algorithms: A dissipativity approach. *IEEE Control Systems Magazine*, 42(3):58–72, June 2022.
- [36] S. Liu and M. Krstic. Introduction to extremum seeking. In *Stochastic Averaging and Stochastic Extremum Seeking*, Communications and Control Engineering. Springer, London, 2012.
- [37] J. C. Luxat and L. H. Lees. Stability of peak-holding control systems. *IEEE Transactions on Industrial Electronics and Control Instrumentation*, IECI-18(1):11–15, 1971.
- [38] S. M. Meerkov. Asymptotic methods for investigating a class of forced states in extremal systems. *Automation and Remote Control*, 28(12):1916–1920, 1967.

- [39] P. G. Mehta and S. P. Meyn. Q-learning and Pontryagin’s minimum principle. In *Proc. of the Conf. on Dec. and Control*, pages 3598–3605, Dec. 2009.
- [40] S. Meyn. *Control Systems and Reinforcement Learning*. Cambridge University Press, Cambridge, 2022.
- [41] S. P. Meyn and R. L. Tweedie. *Markov chains and stochastic stability*. Cambridge University Press, Cambridge, second edition, 2009. Published in the Cambridge Mathematical Library. 1993 edition online.
- [42] G. M. Mills. *Extremum Seeking for Linear Accelerators*. PhD thesis, UC San Diego, 2016.
- [43] H. Mohammadi, M. Razaviyayn, and M. R. Jovanović. Robustness of accelerated first-order algorithms for strongly convex optimization problems. *IEEE Transactions on Automatic Control*, 66(6):2480–2495, 2020.
- [44] W. Mou, C. Junchi Li, M. J. Wainwright, P. L. Bartlett, and M. I. Jordan. On linear stochastic approximation: Fine-grained Polyak-Ruppert and non-asymptotic concentration. *Conference on Learning Theory and arXiv:2004.04719*, pages 2947–2997, 2020.
- [45] E. Moulines and F. R. Bach. Non-asymptotic analysis of stochastic approximation algorithms for machine learning. In *Advances in Neural Information Processing Systems 24*, pages 451–459, 2011.
- [46] J. A. Murdock. On the floquet problem for quasiperiodic systems. *Proceedings of the American Mathematical Society*, 68(2):179–184, 1978.
- [47] V. Obabkov. Theory of multichannel extremal control systems with sinusoidal probe signals. *Automation and Remote Control*, 28:48–54, 1967.
- [48] A. Orvieto, H. Kersting, F. Proske, F. Bach, and A. Lucchi. Anticorrelated noise injection for improved generalization. In K. Chaudhuri, S. Jegelka, L. Song, C. Szepesvari, G. Niu, and S. Sabato, editors, *Proc. Intl. Conference on Machine Learning*, volume 162 of *Proceedings of Machine Learning Research*, pages 17094–17116. PMLR, 17–23 Jul 2022.
- [49] R. Pasupathy and S. Ghosh. Simulation optimization: A concise overview and implementation guide. *Theory Driven by Influential Applications*, pages 122–150, 2013.
- [50] S. Pokhrel and S. A. Eisa. The albatross optimized flight is an extremum seeking phenomenon: autonomous and stable controller for dynamic soaring. *arXiv 2202.12822*, 2022.
- [51] B. T. Polyak. A new method of stochastic approximation type. *Avtomatika i telemekhanika (in Russian). translated in Automat. Remote Control*, 51 (1991), pages 98–107, 1990.
- [52] B. T. Polyak and A. B. Juditsky. Acceleration of stochastic approximation by averaging. *SIAM J. Control Optim.*, 30(4):838–855, 1992.
- [53] B. T. Polyak and A. B. Tsybakov. Optimal order of accuracy of search algorithms in stochastic optimization. *Problemy Peredachi Informatsii (Prob. Inform. Trans.)*, 26(2):45–53, 1990.
- [54] J. Propp and D. Wilson. Coupling from the past: a user’s guide. *Microsurveys in Discrete Probability*, 41:181–192, 1998.
- [55] A. Ramaswamy and S. Bhatnagar. A generalization of the Borkar-Meyn Theorem for stochastic recursive inclusions. *Mathematics of Operations Research*, 42(3):648–661, 2017.
- [56] L. Rastrigin. Extremum control by means of random scan. *Avtomat. i Telemekh.*, 21(9):1264–1271, 1960.
- [57] L. A. Rastrigin. Random search in problems of optimization, identification and training of control systems. *Journal of Cybernetics*, 3(3):93–103, 1973.
- [58] H. Robbins and S. Monro. A stochastic approximation method. *Annals of Mathematical Statistics*, 22:400–407, 1951.

- [59] D. Ruppert. Efficient estimators from a slowly convergent Robbins-Monro processes. Technical Report Tech. Rept. No. 781, Cornell University, School of Operations Research and Industrial Engineering, Ithaca, NY, 1988.
- [60] J. A. Sanders, F. Verhulst, and J. Murdock. *Averaging methods in nonlinear dynamical systems*, volume 59. Springer, 2007.
- [61] S. Shirodkar and S. Meyn. Quasi stochastic approximation. In *Proc. of the American Control Conf.*, pages 2429–2435, July 2011.
- [62] D. R. Smith. *Singular-perturbation theory: an introduction with applications*. Cambridge University Press, 1985.
- [63] J. C. Spall. *Introduction to stochastic search and optimization: estimation, simulation, and control*. John Wiley & Sons, 2003.
- [64] S. Surjanovic and D. Bingham. Virtual library of simulation experiments: Test functions and datasets. Retrieved May 16, 2022, from <http://www.sfu.ca/~ssurjano>.
- [65] Y. Tan, W. H. Moase, C. Manzie, D. Nešić, and I. Mareels. Extremum seeking from 1922 to 2010. In *Proc. of the 29th Chinese control conference*, pages 14–26. IEEE, 2010.
- [66] Y. Tan, D. Nešić, and I. Mareels. On non-local stability properties of extremum seeking control. *Automatica*, 42(6):889–903, 2006.
- [67] M. Vidyasagar. Convergence of stochastic approximation via martingale and converse Lyapunov methods. *Mathematics of Control, Signals, and Systems*, pages 1–24, 2023.

A Appendix

A maximal value $\alpha^0 > 0$ and constants $b^\bullet \leq b^\circ$ are introduced in Thm. 2.6, and used in remaining results in Section 2. Several of the results in the following construct these three scalars, with values differing in each appearance.

A.1 ODE QSA Solidarity

The first step in the proof of Prop. 2.8 is to re-interpret the LLN (34):

Lemma A.1. *If (A1) holds then the following uniform Law of Large Numbers holds: there is a function $\varepsilon_f: \mathbb{R} \rightarrow \mathbb{R}_+$ such that for any $\theta \in \mathbb{R}^d$ and $\Phi_0 \in \Omega$,*

$$\left| \frac{1}{T} \int_0^T [f(\theta, \xi_t^\alpha) - \bar{f}(\theta)] dt \right| \leq (1 + \|\theta\|) \varepsilon_f(T/\alpha) \quad (108)$$

with $\varepsilon_f(r) \rightarrow 0$ as $r \rightarrow \infty$.

Armed with this lemma, we now compare solutions to (54) with solutions to the mean flow (4). If both are initialized at the same value $\vartheta_0 = \Theta_0 = \theta_0$, we obtain for any $T > 0$,

$$\Theta_T^\alpha = \theta_0 + \int_0^T f(\Theta_r^\alpha, \xi_r^\alpha) dr, \quad \vartheta_T = \theta_0 + \int_0^T \bar{f}(\vartheta_r) dr$$

The challenge is that the bound (108) holds with θ fixed, so that it is not immediately applicable to comparison of the two ODEs.

To proceed we divide the positive real line into adjacent intervals $[\tau_n, \tau_{n+1})$, and let $\{\vartheta_t^n : t \geq \tau_n\}$ denote the solution to (4) with $\vartheta_{\tau_n}^n = \Theta_{\tau_n}^\alpha$. We take $\tau_n = \Delta n$ for each n , with $\Delta \in (0, 1]$ to be chosen as a function of $\alpha \leq 1$. The following corollary to Lemma A.1 will provide constraints on this choice.

Lemma A.2. *The following uniform bounds hold under (A1): for a fixed constant B_f , and each $n \geq 0$,*

$$\|\vartheta_{\tau_{n+1}}^{n+1} - \vartheta_{\tau_{n+1}}^n\| = \|\Theta_{\tau_{n+1}}^\alpha - \vartheta_{\tau_{n+1}}^n\| \leq \Delta B_f^n(\Delta, \alpha) := B_f \Delta^2 + \Delta[1 + \|\vartheta_{\tau_n}^n\|] \varepsilon_f(\Delta/\alpha)$$

The proof of the lemma relies on Lemma A.1 and an application of the Bellman-Grönwall inequality:

Lemma A.3. *Let ϑ^i , $i = 1, 2$, denote two solutions to (4), with different initial conditions. Then, subject to (A1),*

$$\|\vartheta_t^1 - \vartheta_t^2\| \leq \|\vartheta_0^1 - \vartheta_0^2\| e^{L_f t}, \quad t \geq 0.$$

Proof of Lemma A.2. The equality $\|\vartheta_{\tau_{n+1}}^{n+1} - \vartheta_{\tau_{n+1}}^n\| = \|\Theta_{\tau_{n+1}}^\alpha - \vartheta_{\tau_{n+1}}^n\|$ follows from the definitions. To bound the latter, we write

$$\begin{aligned} \Theta_{\tau_{n+1}}^\alpha - \vartheta_{\tau_{n+1}}^n &= \int_{\tau_n}^{\tau_{n+1}} [f(\Theta_r^\alpha, \xi_r^\alpha) - \bar{f}(\vartheta_r^n)] dr && \text{Bounds:} \\ &= \int_{\tau_n}^{\tau_{n+1}} [f(\Theta_{\tau_n}^\alpha, \xi_r^\alpha) - \bar{f}(\vartheta_{\tau_n}^n)] dr && O((1 + \|\vartheta_{\tau_n}^n\|) \varepsilon_f(\Delta/\alpha)) \\ &\quad + \int_{\tau_n}^{\tau_{n+1}} [f(\Theta_r^\alpha, \xi_r^\alpha) - f(\Theta_{\tau_n}^\alpha, \xi_r^\alpha)] dr && O(\Delta^2) \\ &\quad + \int_{\tau_n}^{\tau_{n+1}} [\bar{f}(\vartheta_{\tau_n}^n) - \bar{f}(\vartheta_r^n)] dr && O(\Delta^2) \end{aligned}$$

That is, the error is the sum of three terms, in which the first is bounded via Lemma A.1, and the second two are bounded by $O(\Delta^2)$ for $\Delta \leq 1$ under the Lipschitz assumptions on f and \bar{f} . \square

The next step is to obtain uniform bounds on the error $\mathcal{E}_n = \|\vartheta_{\tau_n}^n - \vartheta_{\tau_n}\|$ for each n , with ϑ_{τ_n} the solution at time τ_n with initial condition $\vartheta_0 = \Theta_0 = \theta_0$, so in particular $\mathcal{E}_0 = 0$.

Lemma A.4. *The following uniform bounds hold under (A1), provided $\varepsilon_f(\Delta/\alpha) \leq 1$: for a fixed constant B_f^1 , and each $n \geq 0$,*

$$\|\vartheta_{\tau_n}^n - \vartheta_{\tau_n}\| \leq B_f^1 \exp(2L_f \tau_n) [1 + \|\theta_0\|] \cdot [\Delta + \varepsilon_f(\Delta/\alpha)]$$

Proof. The proof begins with the triangle inequality to obtain a recursive bound:

$$\begin{aligned} \mathcal{E}_{n+1} &:= \|\vartheta_{\tau_{n+1}}^{n+1} - \vartheta_{\tau_{n+1}}\| \leq \|\vartheta_{\tau_{n+1}}^n - \vartheta_{\tau_{n+1}}\| + \|\vartheta_{\tau_{n+1}}^{n+1} - \vartheta_{\tau_{n+1}}^n\| \\ &\leq \|\vartheta_{\tau_{n+1}}^n - \vartheta_{\tau_{n+1}}\| + \Delta B_f^n(\Delta, \alpha) \end{aligned}$$

The recursion is obtained on combining this bound with Lemma A.3:

$$\mathcal{E}_{n+1} \leq e^{L_f \Delta} \|\vartheta_{\tau_n}^n - \vartheta_{\tau_n}\| + \Delta B_f^n(\Delta, \alpha) = e^{L_f \Delta} \mathcal{E}_n + \Delta B_f^n(\Delta, \alpha)$$

where B_f^n appears in Lemma A.2. Applying the triangle inequality,

$$B_f^n(\Delta, \alpha) = B_f \Delta + [1 + \|\vartheta_{\tau_n}^n\|] \varepsilon_f(\Delta/\alpha) \leq (B_f \Delta + \varepsilon_f(\Delta/\alpha)) + (\|\vartheta_{\tau_n}\| + \mathcal{E}_n) \varepsilon_f(\Delta/\alpha)$$

An application of Lemma A.3 once more gives $\|\vartheta_{\tau_n}\| \leq e^{L_f \tau_n} \|\theta_0\|$.

Combining these bounds gives

$$\begin{aligned} \mathcal{E}_{n+1} &\leq \beta_\Delta \mathcal{E}_n + \Delta [\mathcal{U}^0 + \mathcal{U}^1 e^{L_f \tau_n}] \\ \text{with } \beta_\Delta &:= e^{L_f \Delta} + \varepsilon_f(\Delta/\alpha) \\ \mathcal{U}^0 &:= (B_f \Delta + \varepsilon_f(\Delta/\alpha)), \quad \mathcal{U}^1 := \varepsilon_f(\Delta/\alpha) \|\theta_0\| \end{aligned}$$

The final bound is obtained by iteration, and recalling $\mathcal{E}_0 = 0$.

It is simplest to obtain a comparison with the ordinary differential equation,

$$\frac{d}{dt} X_t = \gamma_\Delta X_t + \mathcal{U}^0 + \mathcal{U}^1 \exp(L_f t), \quad X_0 = \mathcal{E}_0 = 0$$

with $\gamma_\Delta = (\beta_\Delta - 1)/\Delta$. □

Proof of Prop. 2.8. Combining Lemma A.2 and Lemma A.4 we obtain the bound Prop. 2.8 for the sampling times τ_n , provided we choose $\Delta = \Delta(\alpha)$ so that

$$\varepsilon_0(\alpha) := \Delta(\alpha) + \varepsilon_f(\Delta(\alpha)/\alpha) \rightarrow 0, \quad \text{as } \alpha \downarrow 0$$

For this we choose $\Delta = \alpha^\rho$ with $\rho \in (0, 1)$.

Lipschitz continuity of f and \bar{f} implies that the bound (55) is preserved for all time, with an increase in B_0 by a value of only $O(\Delta)$. □

A.2 Baker's Theorem and Poisson's Equation

Here we explain how to obtain well behaved solutions to Poisson's equation for a function $h: \mathbb{R}^d \rightarrow \mathbb{R}$ that is analytic. We denote the mixed partials by

$$h^{(\beta)}(z) = \frac{\partial^{\beta_1}}{\partial z_1^{\beta_1}} \cdots \frac{\partial^{\beta_d}}{\partial z_d^{\beta_d}} h(z), \quad \beta \in \mathbb{Z}_+^d.$$

For $\beta \in \mathbb{Z}_+^d$ and a vector $v \in \mathbb{R}^d$ we denote $v^\beta = v_1^{\beta_1} \cdots v_d^{\beta_d}$, and $|\beta|$ the ℓ_1 norm: $|\beta| = \sum |\beta_i|$.

A candidate representation for \hat{h} can be found on obtaining the solution to Poisson's equation for each of the primitive functions appearing in a Taylor series expansion. Justification is then a challenge without assumptions on the frequencies.

For any $\beta \in \mathbb{Z}^K$ denote $\omega_\beta = \sum \beta_i \omega_i$ and $\phi_\beta = \sum \beta_i \phi_i$. We will see that the terms in the Taylor series expansion for \hat{h} resemble those for h , but with terms divided by ω_β (subject to the constraint that this is non-zero). Consequently, a lower bound on ω_β as a function of $|\beta|$ is required—such bounds are available under Assumption (A0).

The following results are Theorem B.5 and Corollary B.6 of the Supplemental Material of [24]. Their proofs are based on a version of Baker's Theorem [11, Thm. 1.8]: there is a constant $C > 0$ such that for any β , provided $\omega_\beta \neq 0$,

$$|\omega_\beta| \geq k_\beta^{-C}, \quad k_\beta = \max\{3, \beta_1, \dots, \beta_d\}$$

Theorem A.5. *Suppose that $h: \mathbb{R}^K \rightarrow \mathbb{R}$ is analytic. Then there are coefficients $\{c_\beta : \beta \in \mathbb{Z}^K\}$ such that the following representations hold for h and its mean \bar{h} :*

$$h(\xi_t) = \sum_{\beta \in \mathbb{Z}^K} c_\beta \cos(2\pi[\omega_\beta t + \phi_\beta]), \quad \bar{h} = \sum_{\beta: \omega_\beta=0} c_\beta \cos(2\pi\phi_\beta) \quad (109a)$$

If in addition the frequencies $\{\omega_i\}$ satisfy (33a), then there is a solution to Poisson's equation \hat{h} that has zero mean, and is analytic on the domain $\{\mathbb{C} \setminus \{0\}\}^K$. When restricted to Ω it takes the form,

$$\hat{h}(\Phi_t) = -\frac{1}{2\pi} \sum_{\beta: \omega_\beta \neq 0} \frac{1}{\omega_\beta} c_\beta \sin(2\pi[\omega_\beta t + \phi_\beta]) \quad (109b)$$

Proof. Based on (109a, 109b), the extensions of $\tilde{h} = h - \bar{h}$ and \hat{h} to $z \in \{\mathbb{C} \setminus \{0\}\}^K$ are easily identified:

$$\begin{aligned} \tilde{h}(G(z)) &= \sum_{\beta: \omega_\beta \neq 0} c_\beta \frac{1}{2} [z^\beta + z^{-\beta}] \\ \hat{h}(z) &= -j \frac{1}{2\pi} \sum_{\beta: \omega_\beta \neq 0} \frac{1}{\omega_\beta} c_\beta \frac{1}{2} [z^\beta - z^{-\beta}] \end{aligned}$$

□

Corollary A.6. *Suppose that g and h are two real-valued analytic functions on \mathbb{R}^K . If the frequencies $\{\omega_i\}$ satisfy (33a), then $\mathbb{E}[g(\xi)\hat{h}(\Phi)] = 0$, where \hat{h} is given in (109b).*

The above corollary is vital for ensuring that $\bar{\Upsilon} \equiv 0$ when frequencies are chosen with care. Its geometrical interpretation is illustrated in Fig. 14.

This subsection is concluded with implications to the *target bias*:

Proposition A.7. *Consider the QSA ODE (27) subject to (A0a) and (A1), but with arbitrary choices of frequencies $\{\omega_i\}$. Suppose that an invariant probability measure ω exists, and let $\Psi = (\Theta, \Phi)$ denote a Π -valued random vector with distribution ω . Then, for any analytic function $g: \Pi \rightarrow \mathbb{R}$ with zero-mean solution to Poisson's equation \hat{g} ,*

$$\alpha \mathbb{E}[[D^f \hat{g}](\Psi)] = \mathbb{E}[g(\Psi) - \bar{g}(\Theta)]$$

In particular, if f is analytic and there is a solution \hat{f} to Poisson's equation, then the tracking bias may be expressed

$$\mathbb{E}[\bar{f}(\Theta)] = \alpha \mathbb{E}[\Upsilon(\Psi)] \quad (110)$$

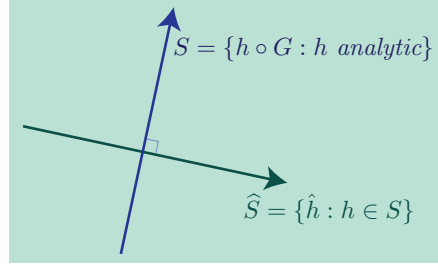


Figure 14: Orthogonality of two function classes: 1. Analytic functions of the probing signal, and 2. Corresponding solutions to Poisson's equation.

Proof. For (i) we apply Prop. 2.1. To establish (110), recall from below (37) the formula $\Upsilon = -D^f g$, using $g = \hat{f}$. Hence from (i),

$$\alpha E[\Upsilon(\Psi)] = -E[f(\Psi) - \bar{f}(\Theta)]$$

The proof is completed on establishing $E[f(\Psi)] = 0$, which follows from Prop. 2.1. □

A.3 Stability

Here, we establish exponential stability of the mean flow ODE, which along with the results in Appendix A.1, imply semi-exponential stability and α^0 -ultimate boundedness of the QSA ODE as stated by part (ii) of Thm. 2.6. The full proof of this theorem is postponed to the end of Appendix A.5.

Proposition A.8. *Either of the criteria (V4) or asymptotic stability of the ODE@ ∞ imply (V4').*

Proof. The implication (V4) \Rightarrow (V4') follows from integration: for each T , subject to (48),

$$V(\vartheta_T) - V(\vartheta_0) \leq -\delta_0 \int_0^T V(\vartheta_\tau) d\tau$$

This combined with the bounds in (49) imply that (V4') also holds, with $T > 0$ sufficiently large.

We next establish (V4') subject to the assumption that the ODE@ ∞ is asymptotically stable. For this we establish that the function V defined in (56) is a Lipschitz continuous solution to (50).

We have already remarked that Lipschitz continuity follows from (QSA2), which requires Lipschitz continuity of \tilde{f} .

For the remainder of the proof, it is enough to establish that this function solves (V4') for the ODE@ ∞ , by applying the following bound from [10]: There is a function $\varepsilon_0: \mathbb{R}_+ \rightarrow \mathbb{R}_+$ for which $\varepsilon_0(r) \rightarrow 0$ as $r \rightarrow \infty$, and the following bound holds: with $\theta = \vartheta_0^\infty = \vartheta_0$, and

$$\|\vartheta_T^\infty - \vartheta_T\| = \varepsilon_0(\|\theta\|)\|\theta\|$$

This is a simple consequence of the representation (20).

To obtain the inequality in (56) for ϑ^∞ requires that we take T sufficiently large: Choose $T > 0$ so that $\|\vartheta_t^\infty\| \leq \frac{1}{2}\|\vartheta_t^\infty\|$ for $t \geq T$ (existence follows from Lemma 4.23 of [40]). We have for any initial condition ϑ_0 ,

$$V(\vartheta_T^\infty) = \int_0^T \|\vartheta_{t+T}^\infty\| dt \leq \frac{1}{2}V(\vartheta_0^\infty)$$

It follows that this function V solves (V4') for the ODE@ ∞ . □

Lemma A.9. *Suppose that (A1) and the Lyapunov bound (V4') hold. Then, the following semi-exponential stability bound holds for the mean flow: for positive constants δ_1 , b and c ,*

$$\|\tilde{\vartheta}_t\| \leq b\|\tilde{\vartheta}_0\|e^{-\delta_1 t}, \quad \text{for } t \leq \tau_c, \text{ where } \tau_c = \min\{t : \|\tilde{\vartheta}_t\| \leq c\} \text{ and } \tilde{\vartheta}_t = \vartheta_t - \theta^*. \quad (111)$$

Proof. We can choose $\tau = 0$ in (50) without loss of generality since the system is autonomous. For $\delta_1, \beta > 0$, (50) gives

$$V(\vartheta_T) \leq V(\vartheta_0) - \delta_1\|\vartheta_0\| \leq e^{-\beta}V(\vartheta_0) \quad \text{if } \|\vartheta_\tau\| > c$$

The condition above can be extended to general t by first defining $t := nT$. Then,

$$V(\vartheta_t) \leq e^{-\beta_1 nT}V(\vartheta_0), \quad \beta_1 = \beta/T \quad \text{if } t = nT \leq \tau_c$$

This establishes (111) at these discrete time points. It extends to arbitrary $t \leq \tau_c$ via Lipschitz continuity of V . □

Proof of Prop. 2.5. The proof is obtained by interpreting Fig. 15. The time T_1 is the first $t \geq 0$ such that $\vartheta_t \in B_1$, and T_2 the first $t \geq T_1$ such that $\vartheta_t \in B_2$. The set B_1 is defined in the figure, and B_2 is a region of exponential asymptotic stability.

Lemma A.9 tells us that, under (V4'), the constant K defining B_1 can be chosen sufficiently large so that there are positive constants b_1 and δ_1 such that the following bound holds for $\vartheta_0 \in B_1^c$:

$$\|\vartheta_{T_1} - \theta^*\| \leq b_1\|\vartheta_0 - \theta^*\|e^{-\delta_1 T_1} \quad (112a)$$

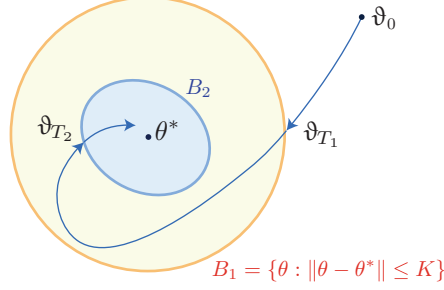


Figure 15: Roadmap for the proof of exponential asymptotic stability for $\frac{d}{dt}\vartheta_t = \bar{f}(\vartheta_t)$.

The set B_1 is bounded, so that $T_2 - T_1$ is uniformly bounded over all initial conditions for ϑ_0 —this is where we apply globally asymptotically stability from (A4). Consequently, the constant b_1 can be increased if necessary to obtain

$$\|\vartheta_{T_2} - \theta^*\| \leq b_1 \|\vartheta_{T_1} - \theta^*\| \quad (112b)$$

Finally we specify B_2 : it is chosen so that it is absorbing, that is $\vartheta_t \in B_2$ for all $t \geq T_2$, and for some positive constants b_2 and δ_2 ,

$$\|\vartheta_t - \theta^*\| \leq b_2 \|\vartheta_{T_2} - \theta^*\| e^{-\delta_2(t-T_2)}, \quad t \geq T_2. \quad (112c)$$

The proof is completed on combining the three bounds (112), with $\delta = \min(\delta_1, \delta_2)$. \square

Recall $Y_t := \Theta_t + \alpha \hat{f}_t$ was introduced in Thm. 2.4.

Lemma A.10. *Under the assumptions of Thm. 2.11, there is $\alpha^0 > 0$ and $k_y < \infty$ such that for each $\alpha \in (0, \alpha^0]$,*

$$\limsup_{t \rightarrow \infty} \|Y_t - \theta^*\| < k_y \alpha.$$

Proof. We assume without loss of generality that $\|\Theta_t\| \leq b^\circ$ for all t ; in view of Thm. 2.6 (ii) the bound b° may be chosen independent of $0 < \alpha < \alpha^0$.

Prop. 2.5 implies that there is a function $V: \mathbb{R}^d \rightarrow \mathbb{R}_+$ with Lipschitz gradient satisfying, for constants $\delta, \delta_0 > 0$,

$$\nabla V(x) \cdot \bar{f}(x) \leq -\delta_0 \|x - \theta^*\|^2 \leq -\delta V(x), \quad x \in \mathbb{R}^d. \quad (113)$$

The chain rule combined with (46a) then gives,

$$\frac{d}{dt} V(Y_t) = \nabla V(Y_t) \cdot \frac{d}{dt} Y_t = \nabla V(Y_t) \cdot [\alpha \bar{f}(Y_t) + \alpha \mathcal{B}_t], \quad \mathcal{B}_t = -B_t \hat{f}_t + \Upsilon_t$$

Under the assumption that $\|\Theta_t\| \leq b^\circ$ for all t , we conclude that $\|\mathcal{B}_t\|$ is also uniformly bounded, independent of t and $0 \leq \alpha \leq \alpha^0$. Consequently, on applying the bound (113), we conclude that there is a constant b_v such that

$$\frac{d}{dt} V(Y_t) \leq -\alpha \delta V(Y_t) + \alpha^2 \nabla V(Y_t) \cdot \mathcal{B}_t \leq -\alpha \delta V(Y_t) + \alpha^2 b_v, \quad t \geq 0.$$

An application of the Bellman-Grönwall inequality completes the proof. \square

A.4 Filtering footnotes

This section contains results leading to the proof of Thm. 2.11. Its proof is postponed to the end of Appendix A.5.

Consider a stable filter with transfer function denoted H and impulse response h .

Let g be any differentiable function with Laplace transform G , $g^{(m)}$ be its m th derivative, and denote

$$\hat{g}_t^{(m)} = \int_0^t h_{t-\tau} g_\tau^{(m)} d\tau,$$

omitting the m in the special case $m = 0$. Let $\|g\|_1$, $\|g\|_\infty$ denote the respective L_1 and L_∞ -norms of the function $g: \mathbb{R}_+ \rightarrow \mathbb{C}$.

Bounds on $\hat{g}^{(i)}$ are obtained in the following, which are uniform for vanishing α for the choice of filter (62).

Proposition A.11. *Consider the stable second order transfer function*

$$H(s) = H^1(s)H^2(s), \quad H^i(s) = \frac{\gamma_i}{s + \gamma_i}, \quad i = 1, 2,$$

with $\text{Re}(\gamma_i) < 0$ for each i . Then,

$$\begin{aligned} |\hat{g}_t^{(1)}| &\leq |\gamma_1|(\|h^2\|_1 + \|h_2\|_1)\|g\|_\infty + o(1) \\ |\hat{g}_t^{(2)}| &\leq |\gamma_1\gamma_2|(1 + \|h^1\|_1 + \|h^2\|_1 + \|h_2\|_1)\|g\|_\infty + o(1) \end{aligned} \quad (114)$$

For the special case (62) with $0 < \zeta \leq 1$ fixed,

$$\|h^2\|_1 = \|h^1\|_1 \leq \frac{1}{\zeta}, \quad \|h\|_1 \leq \frac{1}{\zeta^2} \quad (115)$$

Proof. For any m , the Laplace transform of $\hat{g}^{(m)}$ is

$$\mathcal{L}(\hat{g}^{(m)}) = s^m H(s)G(s) - H(s)\text{poly}_m(s)$$

In particular, $\text{poly}_1(s) = g_0$ and $\text{poly}_2(s) = sg_0 + g'_0$.

Consider a stable first order filter with transfer function $H^1(s) = \beta/(s + \beta)$, where $\text{Re}(\beta) > 0$. If we pass the derivative of the function g through this filter, then the Laplace transform of the output is $sH^1(s)G(s)$, with

$$sH^1(s) = \beta[1 - H^1(s)]$$

From this we conclude that we obtain attenuation by β : $\hat{g}_t^{(1)} = \beta(g_t - \hat{g}_t) + o(1)$, where the $o(1)$ term is a constant times $e^{-\gamma t}$. Letting $\|g\|_\infty = \sup_t |g_t|$ gives

$$|\hat{g}_t^{(1)}| \leq |\beta|(1 + \|h^1\|_1)\|g\|_\infty + o(1)$$

We have $\|h^1\|_1 = 1$ if β is real.

This easily leads to the desired bounds for $H = H^1H^2$ using $\beta = \gamma_i$. We have,

$$\begin{aligned} sH(s) &= \gamma_1[1 - H^1(s)]H^2(s) = \gamma_1[H^2(s) - H(s)] \\ s^2H(s) &= \gamma_1\gamma_2[1 - H^1(s)][1 - H^2(s)] = \gamma_1\gamma[1 - H^1(s) - H^2(s) + H(s)] \end{aligned}$$

which results in the bounds (114).

We turn next to the bounds in (115) for the filter (62). The L_1 norm is the induced operator norm, with h viewed as a linear operator on L_∞ . This implies it is sub-multiplicative. In the notation above,

$$\begin{aligned} \|h\|_1 &= \|h^1 * h^2\|_1 \leq \|h^1\|_1 \|h^2\|_1 \\ \text{and } \|h^1\|_1 &\leq |\gamma_1| \int_0^\infty \exp(-\text{Re}(\gamma_1)t) dt = |\gamma_1| \frac{1}{\text{Re}(\gamma_1)} \end{aligned}$$

For these complex poles, $|\gamma_1| = \gamma$ and $\text{Re}(\gamma_1) = \zeta\gamma$, which gives the desired bounds:

$$\|h^2\|_1 = \|h^1\|_1 \leq \frac{1}{\zeta} \quad \|h\|_1 \leq \|h^1\|_1 \|h^2\|_1 \leq \gamma^2 \frac{1}{\zeta^2 \gamma^2} = \frac{1}{\zeta^2}$$

□

The proof of Thm. 2.11 requires a linear approximation of the QSA ODE.

Lemma A.12. *Suppose that $\theta^* \in \mathbb{R}^d$ is the unique solution to $\bar{f}(\theta) = 0$. Suppose moreover that Assumptions (A1) and (A2) hold, and denote $\tilde{\theta} = \theta - \theta^*$. Then,*

(i) *There is a function $\mathcal{E}_A: \mathbb{R}^d \rightarrow \mathbb{R}^d$ satisfying*

$$\bar{f}(\theta) = A^* \tilde{\theta} + \mathcal{E}_A(\theta), \quad \theta \in \mathbb{R}^d. \quad (116a)$$

Consequently, if A^ is invertible,*

$$\Theta_t - \theta^* = [A^*]^{-1} [\bar{f}(\Theta_t) - \mathcal{E}_A(\Theta_t)]. \quad (116b)$$

The error term admits the quadratic bound $\mathcal{E}_A(\theta) \leq L_A \|\tilde{\theta}\|^2$, and is also Lipschitz continuous.

(ii) *Provided the target bias and variance are finite, the bias defined in (13) admits the bound*

$$\beta_{\Theta} \leq \|[A^*]^{-1}\|_F [\beta_{\bar{f}} + L_A \sigma_{\Theta}^2]. \quad (116c)$$

where the subscript F indicates the Frobenius norm. □

Proposition A.13. *Under the assumptions of Thm. 2.11, we have that for each initial condition $q_0 = (\theta, z) \in \mathcal{Y}$,*

$$\frac{d}{dt} \Theta_t = \alpha A^* [\Theta_t - \theta^* - \alpha \bar{Y}^* + \mathcal{W}_t] + O(\alpha^3), \quad \text{for all } t \geq \tau_{b^\bullet}^\alpha(q_0) \quad (117)$$

with b^\bullet given in part (ii) of Thm. 2.6. □

This linearization is useful only if the matrix $A^* = \bar{A}(\theta^*)$ is Hurwitz, which is why this assumption appears in (A4). Subject to this assumption, the approximation (117) strongly suggests that we apply linear filtering techniques to reduce volatility.

Lemma A.14. *Suppose the assumption of Thm. 2.11 hold. Suppose in addition that for each α , filtered estimates of Θ are obtained using (62), in which the value of $\zeta \in (0, 1)$ is fixed, and $\gamma = \eta\alpha$ with $\eta > 0$ also fixed. Then, the following attenuation is obtained for \mathcal{W}_t in (12),*

$$|\mathcal{W}_t^{iF}| = O(\alpha^i) \|\mathcal{W}^i\|_\infty + o(1) = O(\alpha^3) + o(1), \quad t \geq 0, \quad i = 1, 2 \quad (118)$$

where \mathcal{W}^{iF} is the output of the filter when the input is \mathcal{W}^i , and $\|\mathcal{W}^i\|_\infty$ denotes the L_∞ norm.

Proof. The proof of (118) follows from Prop. A.11 along with the linearization of the QSA ODE (117). □

A.5 Coupling and Lyapunov exponents

Appendix A.3 provided results leading to parts (i) and (ii) of Thm. 2.6. To prove part (iii), we consider the scaling $\mathcal{S}_t = \exp(rt)\mathcal{S}_t^0$, with $r > 0$ so that $\{\mathcal{S}_t\}$ solves the time varying linear system

$$\frac{d}{dt}\mathcal{S}_t = \alpha[Ir + A(\Theta_t, \xi_t)]\mathcal{S}_t, \quad \mathcal{S}_0 = I \ (d \times d).$$

with $A(\theta, \xi)$ defined in (33c). The joint process $(\Theta_t; \mathcal{S}_t)$ can be regarded as the solution to a $2d$ QSA ODE, with $2d$ -dimensional mean flow,

$$\frac{d}{dt}\vartheta_t = \alpha\bar{f}(\vartheta_t), \quad \frac{d}{dt}s_t = \alpha[Ir + \bar{A}(\vartheta_t)]s_t \quad (119)$$

Stability of the first ODE is imposed by (A4). The second ODE is asymptotically stable, provided r is chosen small enough so that there exists a common Lyapunov function for $\{Ir + \bar{A}(\vartheta_t) : t \geq 0\}$,

Lemma A.15. *Under (A4), there exists $r > 0$, $\varepsilon_\ell > 0$ and a positive definite matrix P such that $[Ir + \bar{A}(\theta)]P + P[Ir + \bar{A}(\theta)]^\top \leq -I$ whenever $\|\theta - \theta^*\| \leq \varepsilon_\ell$. \square*

The value of Lemma A.15 is made clear in the next two lemmas. The first is immediate from Lemma A.10.

Lemma A.16. *Suppose the assumptions of Thm. 2.11 hold. Then, there exists $\alpha^0 > 0$ so that there are $k < k^\circ$ such that for all $\alpha \in (0, \alpha^0]$, $\tau_{b^\bullet}^\alpha(q_0) < \infty$ for all $q_0 \in \mathcal{Y}$ with $b = k\alpha$, and $\|\Theta_t - \theta^*\| \leq k^\circ\alpha$ for $t \geq \tau_{b^\bullet}^\alpha(q_0)$.*

Lemma A.17 follows from Lemma A.15 combined with part (ii) of Thm. 2.6.

Lemma A.17. *Suppose the assumptions of Thm. 2.6 hold and that $r > 0$ is chosen so that the conclusion of Lemma A.15 holds for some $\varepsilon_\ell > 0$.*

Then, there exists $\alpha^0 > 0$ and constants $b^\bullet \leq b^\circ$ such that for each $\alpha \in (0, \alpha^0]$, $q_0 = (\Theta_0, \Phi_0) \in \mathcal{Y}$, and $\mathcal{S}_0 = I$ in (119), there is a finite time $\tau_{b^\bullet}^\alpha(q_0)$ that is continuous in q_0 such that

$$\|\Theta_t - \theta^*\| + \|\mathcal{S}_t\|_F \leq b^\circ, \quad t \geq \tau_{b^\bullet}^\alpha(q_0, I) \quad (120)$$

The bound (120) implies that the scaled process $\exp(rt)\|\mathcal{S}_t^0\|_F$ is bounded. The value of κ_0 used in the lemma and the bound $\tau_{b^\bullet}^\alpha(q_0)$ are adopted in the following.

Lemma A.18. *Under the assumptions of Lemma A.17, the following holds for $\alpha \in (0, \alpha^0]$ and $q_0 = (\Theta_0, \Phi_0) \in \mathcal{Y}$,*

$$\|\phi_t(\Theta_0, \Phi_0) - \phi_t(\theta^*, \Phi_0)\| \leq b^\circ\|\Theta_T - \theta^*\| \exp(-r(t - T)), \quad t \geq T$$

with $T = T(q_0) = \max\{\tau_{b^\bullet}^\alpha(q_0), \tau_{b^\bullet}^\alpha(\theta^*, \Phi_0)\}$.

Proof. We assume without loss of generality that $T(q_0) = 0$.

Let $\Theta_t^s = (1 - s)\Theta_t + s\theta^*$ for all t , and $\mathcal{S}_t^{0,s} = \partial_\theta\phi_t(\Theta_0^s, \Phi_0)$. The mean value theorem combined with (120) yields, for each $\Phi_0 \in \Omega$,

$$\|\phi_t(\Theta_0, \Phi_0) - \phi_t(\theta^*, \Phi_0)\| = \left\| \int_0^1 \mathcal{S}_t^{0,s}[\Theta_0 - \theta^*] ds \right\| \leq b^\circ \exp(-rt)\|\Theta_0 - \theta^*\|$$

\square

In the discussion surrounding Fig. 4 the notation $\phi_T^-(\theta, z) := \phi_T(\theta, \exp(-WT)z)$ was introduced to indicate the process initialized at time $\Theta_{-T} = \theta$. Lemma A.18 implies convergence:

Lemma A.19. *Under the assumptions of Lemma A.17, $\lim_{t \rightarrow \infty} \phi_t^-(\theta, z) = \phi_\infty^-(z)$ for $(\theta, z) \in \mathcal{Y}$, where convergence is uniform on compact subsets of \mathcal{Y} , and the limiting function $\phi_\infty^- : \Omega \rightarrow \mathbb{R}^d$ is continuous. \square*

Lemma A.20. *Under the assumptions of Lemma A.17, suppose $\Phi_0 \sim \pi$ is random. Then $\{\Phi_t^\infty = e^{Wt}\Phi_0 : -\infty < t < \infty\}$ is a stationary stochastic process, and the joint process $\{\Psi_t^\infty = (\Theta_t^\infty, \Phi_t^\infty) = (\phi_\infty^-(\Phi_t^\infty), \Phi_t^\infty) : -\infty < t < \infty\}$ is a stationary realization of the QSA ODE. \square*

Proof of Thm. 2.6. Part (i) follows from time-scaling, while part (ii) is obtained from (21) and Prop. 2.8. Part (iii) follows from Lemma A.18. \square

Proof of Thm. 2.7. Part (i) is immediate from Lemmas A.19 and A.20. An application of [41, Prop. 6.4.2] establishes that Ψ is an e-process.

Part (ii) follows from taking expectations of both sides of (42) with respect to ϖ .

For (iii), we have that $\tilde{\Upsilon}(\theta) \equiv 0$ for each θ under (A0) through an application of Corollary A.6 with $\hat{h} = \hat{A}$ and $g = f$. \square

Proof of Thm. 2.11. The bound (63a) follows from Lemma A.10. The linear systems approximation in Prop. A.13 combined with the bounds in Lemma A.14 yield the desired bound (63b). \square

Proof of Corollary 2.12. The bounds in (65) follow from Lemma A.12 along with (63a) and (63b). \square

A.6 Implications to ESC

A.6.1 Stability

Recall the following bound for a function $\Gamma(\theta) : \mathbb{R}^d \rightarrow \mathbb{R}$ with Lipschitz gradient:

$$\Gamma(\theta) \leq \Gamma(\theta') + [\theta - \theta']^\top \nabla \Gamma(\theta') + \frac{1}{2} L \|\theta - \theta'\|^2, \quad \theta', \theta \in \mathbb{R}^d \quad (121)$$

where L is the Lipschitz constant associated with $\nabla \Gamma$. This bound and a bit more allows us to construct a solution to (V4) for the qSGD ODEs:

Proposition A.21. *Suppose that Γ has a Lipschitz gradient, so that (121) holds. Suppose moreover that $\|\nabla \Gamma(\theta)\| \geq \delta \|\theta\|$ for some $\delta > 0$ and all θ satisfying $\|\theta\| \geq \delta^{-1}$. Suppose that the probing signal is chosen of the form (8) with $K = d$ and $\Sigma_\varepsilon > 0$. Then, $V(\theta) = \sqrt{\Gamma(\theta) - \Gamma^{\text{opt}}}$ satisfies assumption (V4) for both 1qSGD and 2qSGD.*

A.6.2 Vector field approximations

To obtain bounds that are uniform in the scaling gain $\varepsilon > 0$ it is useful to apply a Taylor series representation very different from what was used in Thm. A.5.

Lemma A.22. *If the objective function Γ is analytic, then it and the normalized observation function \mathcal{Y}^n admit the representations,*

$$\begin{aligned} \Gamma(\theta + \varepsilon \xi) &= \Gamma(\theta) + \sum_{|\beta| \geq 1} c_\beta \Gamma^{(\beta)}(\theta) \varepsilon^{|\beta|} \xi^\beta \\ \mathcal{Y}^n(\theta, \xi) &= \frac{1}{\varepsilon} \Gamma(\theta) + \xi^\top \nabla \Gamma(\theta) + \sum_{|\beta| \geq 2} c_\beta \Gamma^{(\beta)}(\theta) \varepsilon^{|\beta|-1} \xi^\beta \end{aligned} \quad (122)$$

where in each case the sum is restricted to $\beta \in \mathbb{Z}_+^d$.

For general QSA theory there is no loss of generality in taking G analytic in the definition (9). In applications to ESC it is convenient to take G linear, since in this case we obtain better control of the terms in (122), and hence better approximations for \hat{f} and its derivatives. Before summarizing these results we require some notation.

Let \hat{G} denote the solution to Poisson's equation with forcing function $\xi_t = G(\Phi_t)$, and $\hat{\Sigma}$ the solution to Poisson's equation with forcing function $\xi_t \xi_t^\top = G(\Phi_t) G(\Phi_t)^\top$. In the special case (8) we write $\xi_t = V \xi_t^0$ using

$$\xi_t^0 = [\cos(2\pi[\omega_1 t + \phi_1]); \dots; \cos(2\pi[\omega_K t + \phi_K])] \quad (123)$$

with V the $m \times K$ matrix with columns equal to the v^i appearing in (8).

Lemma A.23. *Zero mean solutions to Poisson's equation with respective forcing functions $G(z)$, $G(z)G(z)^\top$, may be expressed in the time domain using $\hat{\xi}_t = \hat{G}(\Phi_t)$ and $\hat{\Sigma}_t = \hat{\Sigma}(\Phi_t)$ with*

$$\hat{\xi}_t = V \hat{\xi}_t^0, \quad \hat{\xi}_t^{0i} = \frac{1}{2\pi\omega_i} \sin(2\pi[\omega_i t + \phi_i]), \quad 1 \leq i \leq d \quad (124a)$$

$$\hat{\Sigma}_t = V \hat{\Sigma}_t^0 V^\top, \quad \hat{\Sigma}_t^{0i,j} = \begin{cases} \frac{1}{4\pi} \frac{1}{\omega_i + \omega_j} \sin(2\pi[(\omega_i + \omega_j)t + \phi_i + \phi_j]) \\ + \frac{1}{4\pi} \frac{1}{\omega_i - \omega_j} \sin(2\pi[(\omega_i - \omega_j)t + \phi_i - \phi_j]) & i \neq j \\ \frac{1}{8\pi} \frac{1}{\omega_i} \sin(4\pi[\omega_i t + \phi_i]) & i = j \end{cases} \quad (124b)$$

Proof. The representation (124a) is immediate from $\xi_t = V \xi_t^0$ and the definition (31).

The trigonometric identity $\cos(2x) = 2\cos(x)^2 - 1$ and $\Sigma_\varepsilon = \frac{1}{2} V V^\top$ gives

$$\begin{aligned} \xi_t \xi_t^\top - \Sigma_\varepsilon &= V \text{diag}[\cos^2(2\pi[\omega_1 t + \phi_1]), \dots, \cos^2(2\pi[\omega_K t + \phi_K])] V^\top - \Sigma_\varepsilon \\ &= \frac{1}{2} V \text{diag}[\cos(2\pi[2\omega_1 t + 2\phi_1]), \dots, \cos(2\pi[2\omega_K t + 2\phi_K])] V^\top \end{aligned}$$

The representation (124b) follows from integration of each side, and applying the definition (31). \square

Lemma A.22 is presented with ϵ an independent variable. It remains valid and useful when we substitute $\epsilon = \epsilon(\theta)$:

Proposition A.24. *If Γ is analytic, and the frequencies $\{\omega_i\}$ satisfy (33a), then we have the following approximations for 1qSGD when ϵ is a function of θ :*

$$f(\theta, \xi) = -\frac{1}{\epsilon(\theta)}\Gamma(\theta)\xi - \xi\xi^\top\nabla\Gamma(\theta) + O(\epsilon) \quad \bar{f}(\theta) = -\Sigma_\xi\nabla\Gamma(\theta) + O(\epsilon^2) \quad (125a)$$

$$A(\theta, \xi) = -\partial_\theta\left(\frac{1}{\epsilon(\theta)}\Gamma(\theta)\right)\xi - \xi\xi^\top\nabla^2\Gamma(\theta) + O(\epsilon) \quad \bar{A}(\theta) = -\Sigma_\xi\nabla^2\Gamma(\theta) + O(\epsilon^2) \quad (125b)$$

$$\hat{f}(\theta, \Phi) = -\frac{1}{\epsilon(\theta)}\Gamma(\theta)\hat{G}(\Phi) - \hat{\Sigma}(\Phi)\nabla\Gamma(\theta) + O(\epsilon) \quad (125c)$$

where in each case the ratio $O(\epsilon^p)/\epsilon^p$ is uniformly bounded over $\epsilon > 0$, when θ is restricted to any compact subset of \mathbb{R}^d .

Proof. The expressions for f and A are immediate from Lemma A.22, and the expression for \hat{f} then follows from Thm. A.5 combined with Lemma A.23. The error is $O(\epsilon^2)$ for the means \bar{f} and \bar{A} because $\mathbb{E}[\xi^\beta] = 0$ when $|\beta| = 3$. \square

Expressions for the other terms appearing in Thm. 2.4 immediately follow. We have

$$\hat{f}(\theta, \Phi) = -\frac{1}{\epsilon(\theta)}\Gamma(\theta)\hat{\hat{\xi}}(\Phi) - \hat{\hat{\Sigma}}(\Phi)\nabla\Gamma(\theta) + O(\epsilon)$$

in which the “double hats” are defined in analogy with \hat{f} , and

$$\Upsilon(\theta, \Phi) = -[D^f\hat{f}](\theta, \Phi) = -\left[\partial_\theta\left(\frac{1}{\epsilon(\theta)}\Gamma(\theta)\right)\hat{G}(\Phi) + \hat{\Sigma}(\Phi)\nabla^2\Gamma(\theta)\right]\left[\frac{1}{\epsilon(\theta)}\Gamma(\theta)\xi + \xi\xi^\top\nabla\Gamma(\theta)\right] + O(\epsilon)$$

While Corollary A.6 tells us that $\bar{\Upsilon}(\theta) := \mathbb{E}[\Upsilon(\theta, \Phi)] = 0$ for every θ under the assumptions of Thm. 3.4, the expression above combined with (47a) and (47b) suggest high volatility.

A.6.3 Conclusions for 2qSGD

The conclusions above simplify greatly in this case: Letting f_1 denote the QSA vector field for 1qSGD, and f_2 the QSA vector field for 2qSGD, we have

$$f_2(\theta, \xi) = \frac{1}{2}[f_1(\theta, \xi) + f_1(\theta, -\xi)]$$

The following corollary to Prop. A.24 is immediate:

Proposition A.25. *If Γ is analytic and the frequencies $\{\omega_i\}$ satisfy (33a), we then have the following approximations for 2qSGD:*

$$f(\theta, \xi) = -\xi\xi^\top\nabla\Gamma(\theta) + O(\epsilon) \quad \bar{f}(\theta) = -\Sigma_\xi\nabla\Gamma(\theta) + O(\epsilon^2) \quad (126a)$$

$$A(\theta, \xi) = -\xi\xi^\top\nabla^2\Gamma(\theta) + O(\epsilon) \quad \bar{A}(\theta) = -\Sigma_\xi\nabla^2\Gamma(\theta) + O(\epsilon^2) \quad (126b)$$

$$\hat{f}(\theta, \Phi) = -\hat{\Sigma}(\Phi)\nabla\Gamma(\theta) + O(\epsilon) \quad \hat{\hat{f}}(\theta, \Phi) = -\hat{\hat{\Sigma}}(\Phi)\nabla\Gamma(\theta) + O(\epsilon) \quad (126c)$$

$$\Upsilon(\theta, \Phi) = -\hat{\Sigma}(\Phi)\nabla^2\Gamma(\theta)\xi\xi^\top\nabla\Gamma(\theta) + O(\epsilon) \quad (126d)$$

where in each case the ratio $O(\epsilon^p)/\epsilon^p$ is uniformly bounded over $\epsilon > 0$, when θ is restricted to any compact subset of \mathbb{R}^d .