

# TreeExplorer: a coding algorithm for rooted trees with application to wireless and ad hoc routing

Amirmohammad Farzaneh\*, Mihai-Alin Badiu<sup>†</sup>, and Justin P. Coon<sup>‡</sup>

Department of Engineering Science, University of Oxford

Oxford, UK

Email: \*amirmohammad.farzaneh@eng.ox.ac.uk, <sup>†</sup>mihai.badiu@eng.ox.ac.uk, <sup>‡</sup>justin.coon@eng.ox.ac.uk

**Abstract**—Routing tables in ad hoc and wireless routing protocols can be represented using rooted trees. The constant need for communication and storage of these trees in routing protocols demands an efficient rooted tree coding algorithm. This efficiency is defined in terms of the average code length, and the optimality of the algorithm is measured by comparing the average code length with the entropy of the source. In this work, TreeExplorer is introduced as an easy-to-implement and nearly optimal algorithm for coding rooted tree structures. This method utilizes the number of leaves of the tree as an indicator for choosing the best method of coding. We show how TreeExplorer can improve existing routing protocols for ad hoc and wireless systems, which normally entails a significant communication overhead.

**Index Terms**—tree coding, routing protocols, entropy, information theory

## I. INTRODUCTION

Trees can be seen in many areas of science and technology. Some of the most well-known application areas of trees are phylogenetic trees [1], XML documents [2], and binary search trees [3, Ch. 12]. They can also be seen in network routing protocols. In path-vector routing protocol [4], which is used in the Border Gateway Protocol [5], each node maintains a table that contains all the hops in the shortest path from that node to all other nodes in the network. As a result, it can be shown that path-vector routing tables are essentially rooted trees.

Routing is of great importance in ad hoc and wireless networks. Some of the existing methods for routing in ad hoc networks explicitly make use of the path-vector routing protocol [6], [7]. Other methods that do not specify the use of such routing tables can also benefit from replacing link state or distance vector routing tables with path-vector routing tables to avoid looping [8]. This observation conveys the inherent existence and use of rooted trees in ad hoc and wireless routing protocols. Additionally, some ad hoc routing protocols are entirely based on rooted trees in order to be scalable [9], [10]. Therefore, it can be seen that rooted trees play a significant role in ad hoc and wireless routing protocols.

Trees (and graphs in general) are known to be complex data structures [11]. This complexity might not be felt in networks with small number of nodes. However, networks are dynamic entities [12], and we are rapidly moving towards extremely big networks. With the emergence of IoT and 6G, the number of nodes is soon expected to be around 10 million devices per km<sup>2</sup> [13]. This fast growth will lead to more complex

routing tables, which means significantly bigger rooted trees corresponding to each routing table.

In all of the application areas that were mentioned above for trees, they are stored in a database, communicated through a channel, or both. This would necessitate the need of coding the trees at hand for storage and communication purposes. It is known that routing protocols in ad hoc and wireless systems add a significant overhead to the communications in the system [14, Ch. 16], and this overhead will only grow larger with the exponential growth of the size of networks over time. As routing tables can be represented using rooted trees, we look for coding algorithms for rooted trees for use in routing protocols. If the trees are coded in the most compact way possible, the communication overhead in these systems will be significantly reduced. Consequently, the aim of this paper is to provide an efficient coding algorithm for rooted trees. Additionally, we will study the underlying structure of the tree independently of the node labels. It is shown that this will improve the performance of the algorithm.

In this paper, we introduce Pit-climbing, Tunnel-digging, and TreeExplorer as novel coding algorithms for rooted trees. As a hybrid of Pit-climbing and Tunnel-digging, TreeExplorer will be our ultimate proposed method. The performance of the algorithm is evaluated using information theoretic metrics, and simulation results illustrate its near-optimal performance. Ultimately, we discuss how TreeExplorer can be used to reduce the communication overhead in ad hoc and wireless routing.

## II. TREE SOURCES

In this paper, we consider trees to be rooted and unlabeled. We use the terms ‘unlabelled tree’ and ‘tree structure’ interchangeably. We refer to movements along the edges towards the root as *upwards*, and *downwards* otherwise. Every node, except for the root, has a unique *parent*, which is the node directly connected to it in the upward direction. We use the term *siblings* to refer to a group of nodes that share the same parent. By *depth* of a node we mean the length of the shortest path from that node to the root. The children of each node are unordered unless explicitly mentioned. For unordered trees, we always arrange the children of each node from left to right using a mapping from unlabeled unordered rooted trees to unlabeled ordered rooted trees. The term *entropy* is used in this paper to refer to Shannon’s entropy [15]. All the entropies in this paper are calculated in base two (bits).



**Theorem 2.** *The PC codeword length for a rooted tree structure with  $n$  nodes and  $l$  leaves is  $n + 2l - 3$  bits.*

*Proof.* Firstly, notice that each  $\downarrow$  in the TPC code corresponds to a leaf, as we always fall into a leaf. Additionally, we fall into every leaf except for the one we start the algorithm from exactly once. Therefore, we have  $l - 1$   $\downarrow$ s in the TPC code, which translates into  $l - 1$  bits in the PC code. Additionally, we climb up each edge of the tree exactly once. Therefore, the number of  $\uparrow$ s and  $\uparrow$ s in the TPC code is equal to the number of edges, which is  $n - 1$ . However, every  $\uparrow$  will translate into 2 bits in the PC code. The number of  $\uparrow$ s is equal to the number of  $\downarrow$ s, as anytime we fall from a node we will have to climb back up to it at some point. Therefore, the number of  $\uparrow$ s is also  $l - 1$ , and we will have  $l - 1$  additional bits when translating the TPC code into a PC code. Consequently, the total number of bits in the PC code will be  $l - 1 + n - 1 + l - 1 = n + 2l - 3$ .  $\square$

#### IV. TUNNEL-DIGGING ALGORITHM

Based on Theorem 2, the PC code length will increase with the number of leaves. However, the number of rooted trees with  $l$  leaves does not necessarily increase with  $l$ . Hence, there is no justified reason for having longer codes for trees with more leaves. As a result, another algorithm called *tunnel-digging* is developed to tackle this problem. The PC algorithm is based on traversing a tree along its edges, up and down. Whereas, in TD, the aim is to traverse the tree in a horizontal manner. The name *tunnel-digging* comes from seeing the traversal method of this algorithm as digging tunnels between nodes on the same depth.

**Ternary tunnel-digging algorithm (TTD):** We start with the leftmost child of the root, and start moving right to nodes with the same depth in the order of the nodes. For each node that we encounter, we log a  $\leftarrow$  if it is a leaf, and a  $\rightarrow$  otherwise. If at any point we have to move between two nodes that are not siblings, we use a  $\Rightarrow$  to show the transition (digging a tunnel!). Additionally, if at any point there are no more nodes on the right to move to, we move to the leftmost node on the level below, and we mark this transition again with a  $\Rightarrow$ . We continue until all the leaves of the tree are logged in the code.

The following example illustrates running TTD on a sample rooted tree structure.

**Example IV.1.** Assume that we are given the rooted tree structure of Fig. 2, where the red node shows the root. The starting point of the algorithm is indicated, and the arrows show the path that TTD takes. The blue, green, and orange arrows are used to show  $\leftarrow$ ,  $\rightarrow$ , and  $\Rightarrow$ , respectively.

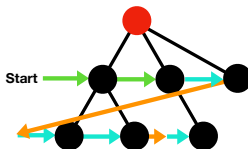


Fig. 2: Running TTD on a sample tree

To transform the TTD code into a binary code which will be called tunnel-digging (TD), we again use the properties of the TTD symbols. We notice that we can never have two consecutive  $\Rightarrow$ s, as there is always at least one node in between the dug tunnels. Therefore, we use 0 to represent  $\Rightarrow$  and 00 to represent  $\rightarrow$ . Additionally, we use 1 to show  $\leftarrow$ . Notice that we use a shorter code for leaf nodes, as the number of leaf nodes is expected to be higher than the number of non-leaf nodes when TD is used to code the tree. The proof that the code is uniquely decodable can be done in the same manner as Theorem 1 by replacing  $\downarrow$ ,  $\uparrow$ , and  $\uparrow$  with  $\rightarrow$ ,  $\leftarrow$ , and  $\Rightarrow$ , respectively. The following Theorem calculates the code length of tunnel-digging.

**Theorem 3.** *The TD codeword length for a rooted tree structure with  $n$  nodes and  $l$  leaves is  $3n - 2l - 3$  bits.*

*Proof.* The number of  $\rightarrow$ s and  $\leftarrow$ s used in the code is exactly equal to the total number of nodes minus the root. However, we use two bits for each  $\rightarrow$ , which shows non-leaf nodes. Therefore, the  $\rightarrow$ s and  $\leftarrow$ s use  $2(n - 1) - l$  bits in total. Additionally, for every node that has at least one child (except for the root), we will have a  $\Rightarrow$  in the code. This would be equal to  $n - 1 - l$  bits. Thus, we will have  $3n - 2l - 3$  bits in total.  $\square$

#### V. TREEEXPLORER

To see in which scenarios TD performs better than PC we can write

$$3n - 2l - 3 < n + 2l - 3 \Rightarrow l > n/2. \quad (2)$$

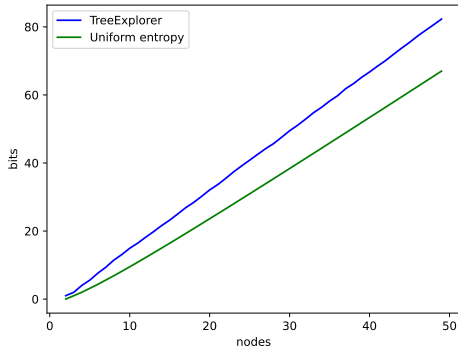
Based on Eq. (2), PC works better when the number of leaves is less than  $n/2$ , and TD works better otherwise. They exhibit the same performance when the tree has exactly  $n/2$  leaves. Based on this, we propose the following coding technique for rooted tree structures.

**TreeExplorer:** Firstly, the number of leaves of the rooted tree structure is counted ( $l$ ). If  $l < n/2$ , the structure is coded with PC. The code is then prefixed with a 0 to specify that it has been coded using PC. Otherwise, the structure is coded using TD, and the code is prefixed with a 1.

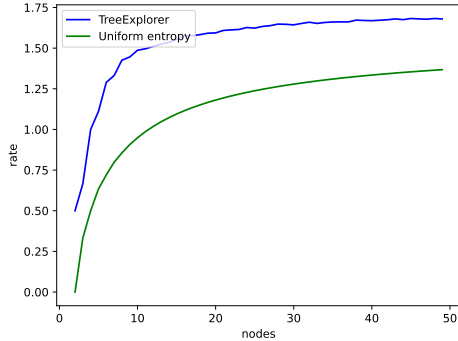
It can easily be shown that the codes created using TreeExplorer are uniquely decodable. This is because the first bit of the code uniquely determines the coding method, and we have already proven that both PC and TD are uniquely decodable. The following theorem shows the upper bound for the average code length of TreeExplorer.

**Theorem 4.** *For any probability distribution on rooted tree structures with  $n$  nodes, the average code length of TreeExplorer is less than  $2n - 2$ .*

*Proof.* Assume that the probability of the number of leaves ( $l$ ) being less than  $n/2$  is  $q$ . If  $L$  is the length of the code



(a) Average length



(b) Average rate of change

Fig. 3: Comparing the performance of TreeExplorer on a uniform unlabeled unordered rooted tree source with its entropy. Subfigure 3a shows the average bit length, and subfigure 3b shows its average rate of change.

produced using TreeExplorer, we can write

$$\begin{aligned} \mathbb{E}[L] &= q \mathbb{E}_{l < n/2} [n + 2l - 2] + (1 - q) \mathbb{E}_{l \geq n/2} [3n - 2l - 2] \\ &< q(2n - 2) + (1 - q)(2n - 2) \\ &= 2n - 2. \end{aligned}$$

□

## VI. RESULTS AND COMPARISON

In this section, we provide some results from simulating TreeExplorer. For all the simulations in this section, the average code length is calculated by uniformly creating a pool of sample rooted tree structures, coding them, and then averaging the code length.

### A. Comparison with entropy

We compare the average code length of TreeExplorer with the entropy of the uniform source, which was calculated in section II. The result is plotted in Fig. 3. It can be seen that the performance of TreeExplorer is very close to the entropy of the source, which is the optimal compression limit.

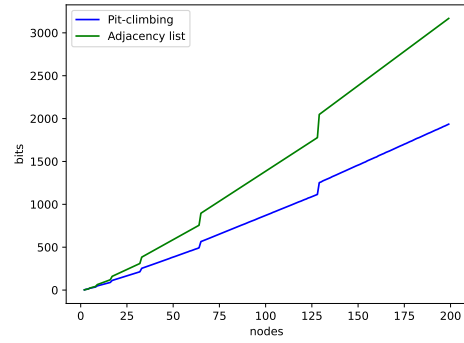


Fig. 4: Comparing the performance of TreeExplorer with adjacency list

### B. Adjacency list

The adjacency list representation is one of the most widely used methods for storing trees. This method uses  $2n \lceil \log_2 n \rceil$  bits to represent a tree. Fig. 4 compares the performance of adjacency list with TreeExplorer. Notice that for coding a labeled tree using TreeExplorer, an additional  $n \lceil \log_2 n \rceil$  bits are needed to list the node labels in the order of their appearance.

### C. The Newick format

The Newick format has been the standard for representing phylogenetic trees since its introduction back in 1986 [20]. In this method, trees are represented using parentheses and commas. This format starts from the root of the tree, and lists the children and subtrees of the root in a nested manner. We will not go into further details on how this method works. However, because of the similarities between this format and TreeExplorer, we compare the performance of these two methods.

Our calculations show an additional  $n+1$  bits and  $3n-4l+1$  bits in the Newick format compared to when TreeExplorer uses TD and PC, respectively. Fig. 5 compares the average codeword lengths of TreeExplorer and the Newick format for rooted trees of up to 50 nodes. It can be seen that the figure also confirms that TreeExplorer provides us with a shorter codeword length.

## VII. APPLICATION TO NETWORK ROUTING

As stated earlier, one of the main motivations behind introducing a new coding algorithm for rooted trees is its application to routing protocols in ad hoc and wireless networks. In this section, we will explain how TreeExplorer can be applied to the existing routing protocols and improve their performance.

There are two sides to the information that we want to store or communicate about a routing table: the structure of the underlying rooted tree, and the labels of the nodes in the tree. Our proposed method of coding a routing table is to first code the underlying unlabeled structure using TreeExplorer, and then follow that with the labels of the nodes in the tree, in the order in which they are traversed in TreeExplorer. Fig.

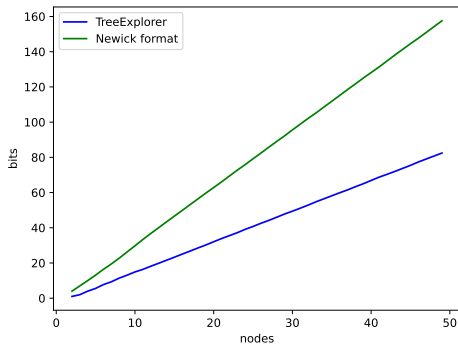


Fig. 5: Comparing the performance of TreeExplorer with the Newick format

6 shows how a message packet will look like if we code the routing table using the proposed method.

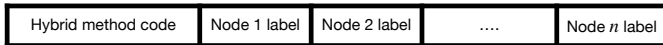


Fig. 6: A message packet containing a routing table coded using TreeExplorer

Path-vector routing protocol uses protocol messages to communicate the shortest paths between nodes. Each of these messages contains all the hops in the shortest path from a destination node to a source node. This will result in a redundancy when describing different paths which have mutual edges. For example, if node B is included in the shortest path from node A to node C, then the shortest path from A to B will be repeated in at least two protocol messages, one for the shortest path from A to B, and the other one for the shortest path from A to C. This redundancy will not exist if we communicate the routing table using a single rooted tree.

Another important note is that many of the changes to networks happen either to the underlying topology or the node labels. Having the description for these two separately gives us the freedom to update them individually. For example, if there is a change in the structure but not the node labels, the structure can easily and efficiently be updated using TreeExplorer.

### VIII. CONCLUSION

In this paper, TreeExplorer was introduced as a novel coding technique for unlabeled rooted trees. In essence, TreeExplorer is a hybrid of two other methods, pit-climbing and tunnel-digging. TreeExplorer chooses one of these two methods based on the number of leaves of the structure that it is supposed to code. Even though TreeExplorer was mainly introduced for unordered trees, it can easily be extended to ordered trees as well. For an ordered tree, the order in which the tree will be explored will be the same as the order of the branches. Simulation results exhibited a near-optimal performance in terms of the code length, and it was shown that TreeExplorer has a better performance than similar existing techniques.

Finally, it was discussed how TreeExplorer can directly impact and enhance ad hoc and wireless routing protocols. This can be beneficial as significant communication resources are currently being used for these protocols, and the rapidly growing number of devices in the network is making routing protocols much more challenging than before.

### ACKNOWLEDGMENT

This research was funded in whole or in part by EPSRC grant number EP/T02612X/1. For the purpose of Open Access, the author has applied a CC BY public copyright licence to any Author Accepted Manuscript (AAM) version arising from this submission. We also thank Moogsoft inc. for their support in this research project.

### REFERENCES

- [1] J. Felsenstein, *Inferring phylogenies*, vol. 2. Sinauer associates Sunderland, MA, 2004.
- [2] L. Dykes and E. Tittel, *XML for Dummies*. John Wiley & Sons, 2011.
- [3] T. H. Cormen, C. E. Leiserson, R. L. Rivest, and C. Stein, *Introduction to algorithms*. MIT press, 2022.
- [4] D. Medhi and K. Ramasamy, *Network routing: algorithms, protocols, and architectures*. Morgan kaufmann, 2017.
- [5] J. L. Sobrinho, "Network routing with path vector protocols: Theory and applications," in *Proceedings of the 2003 conference on Applications, technologies, architectures, and protocols for computer communications*, pp. 49–60, 2003.
- [6] C.-K. Chau, J. Crowcroft, K.-W. Lee, and S. H. Wong, "Inter-domain routing for mobile ad hoc networks," in *Proceedings of the 3rd international workshop on Mobility in the evolving internet architecture*, pp. 61–66, 2008.
- [7] H. Rangarajan and J. Garcia-Luna-Aceves, "Using labeled paths for loop-free on-demand routing in ad hoc networks," in *Proceedings of the 5th ACM international symposium on Mobile ad hoc networking and computing*, pp. 43–54, 2004.
- [8] C. Zhang, M. Zhou, and M. Yu, "Ad hoc network routing and security: A review," *International Journal of Communication Systems*, vol. 20, no. 8, pp. 909–925, 2007.
- [9] I. Ioannidis and B. Carbanar, "Scalable routing in hybrid cellular and ad-hoc networks," in *2004 IEEE International Conference on Mobile Ad-hoc and Sensor Systems (IEEE Cat. No. 04EX975)*, pp. 522–524, IEEE, 2004.
- [10] I. Ioannidis, B. Carbanar, and C. Nita-Rotaru, "High throughput routing in hybrid cellular and ad-hoc networks," in *Sixth IEEE International Symposium on a World of Wireless Mobile and Multimedia Networks*, pp. 171–176, IEEE, 2005.
- [11] A. Farzaneh, J. P. Coon, and M.-A. Badiu, "Kolmogorov basic graphs and their application in network complexity analysis," *Entropy*, vol. 23, no. 12, p. 1604, 2021.
- [12] A. Farzaneh and J. P. Coon, "An information theory approach to network evolution models," *Journal of Complex Networks*, vol. 10, no. 3, p. cnac020, 2022.
- [13] T. Nakamura, "5g evolution and 6g," in *2020 IEEE symposium on VLSI technology*, pp. 1–5, IEEE, 2020.
- [14] A. Goldsmith, *Wireless communications*. Cambridge university press, 2005.
- [15] C. E. Shannon, "A mathematical theory of communication," *The Bell system technical journal*, vol. 27, no. 3, pp. 379–423, 1948.
- [16] OEIS Foundation Inc., "The On-Line Encyclopedia of Integer Sequences," 2022. Published electronically at <http://oeis.org>.
- [17] G. Polya and R. C. Read, *Combinatorial enumeration of groups, graphs, and chemical compounds*. Springer Science & Business Media, 2012.
- [18] T. Koshy, *Catalan numbers with applications*. Oxford University Press, 2008.
- [19] A. Cayley, *A theorem on trees*, vol. 13 of *Cambridge Library Collection - Mathematics*, p. 26–28. Cambridge University Press, 2009.
- [20] G. Cardona, F. Rosselló, and G. Valiente, "Extended newick: it is time for a standard representation of phylogenetic networks," *BMC bioinformatics*, vol. 9, no. 1, pp. 1–8, 2008.