

A CRAMÉR–WOLD THEOREM FOR ELLIPTICAL DISTRIBUTIONS

RICARDO FRAIMAN, LEONARDO MORENO, AND THOMAS RANSFORD

ABSTRACT. According to a well-known theorem of Cramér and Wold, if P and Q are two Borel probability measures on \mathbb{R}^d whose projections P_L, Q_L onto each line L in \mathbb{R}^d satisfy $P_L = Q_L$, then $P = Q$. Our main result is that, if P and Q are both elliptical distributions, then, to show that $P = Q$, it suffices merely to check that $P_L = Q_L$ for a certain set of $(d^2 + d)/2$ lines L . Moreover $(d^2 + d)/2$ is optimal. The class of elliptical distributions contains the Gaussian distributions as well as many other multivariate distributions of interest. Our theorem contrasts with other variants of the Cramér–Wold theorem, in that no assumption is made about the finiteness of moments of P and Q . We use our results to derive a statistical test for equality of elliptical distributions, and carry out a small simulation study of the test, comparing it with other tests from the literature. We also give an application to learning (binary classification), again illustrated with a small simulation.

1. INTRODUCTION AND STATEMENT OF MAIN RESULTS

Given a Borel probability measure P on \mathbb{R}^d and a vector subspace H of \mathbb{R}^d , we write P_H for the projection of P onto H , namely the Borel probability measure on H given by

$$P_H(B) := P(\pi_H^{-1}(B)),$$

where $\pi_H : \mathbb{R}^d \rightarrow H$ is the orthogonal projection of \mathbb{R}^d onto H . We shall be particularly interested in the case when H is a line L . One can view P_L as the marginal distribution of P along L .

According to a well-known theorem of Cramér and Wold [4], if P, Q are two Borel probability measures on \mathbb{R}^d , and if $P_L = Q_L$ for all lines L , then $P = Q$. In other words, a probability measure on \mathbb{R}^d is determined by its complete set of one-dimensional marginal distributions.

There are several extensions of this theorem, in which one assumes more about the nature of the measures P, Q and less about the set of lines L for which $P_L = Q_L$. For example, if P and Q have moment generating functions that are finite in a neighbourhood of the origin, and if $P_L = Q_L$ for all lines L in a set of positive measure on the unit sphere, then $P = Q$. Articles on this

Date: 8 March 2023.

2020 Mathematics Subject Classification. Primary 60B11, Secondary 60E10, 62H15.

Key words and phrases. Cramér–Wold, projection, elliptical distribution, Kolmogorov–Smirnov test.

subject include those of Rényi [24], Gilbert [12], Bélisle–Massé–Ransford [1] and Cuesta-Albertos–Fraiman–Ransford [6].

If one assumes yet more about P and Q , then it is even possible to differentiate between them using only a finite set of projections. Heppes [18] showed that, if P and Q are supported on a finite set of cardinality k , and if H_1, \dots, H_{k+1} are vector subspaces such that $H_i^\perp \cap H_j^\perp = \{0\}$ whenever $i \neq j$, then $P_{H_j} = Q_{H_j}$ for all j implies that $P = Q$.

Another result of this kind, due to Gröchenig and Jaming [13], is that a probability measure supported on a quadratic hypersurface in \mathbb{R}^d is determined by its projections onto two generic hyperplanes. The proof is based on the notion of a Heisenberg uniqueness pair, introduced in [17].

Our goal in this note is to establish an analogue of these results for a certain family of continuous distributions, namely the so-called elliptical distributions. Here is the definition.

Definition 1. A Borel measure P on \mathbb{R}^d is an elliptical distribution on \mathbb{R}^d if its characteristic function has the form

$$(1) \quad \phi_P(\xi) = e^{i\mu \cdot \xi} \psi(\xi^\top \Sigma \xi), \quad \xi \in \mathbb{R}^d,$$

where Σ is a real positive semi-definite $d \times d$ matrix, μ is a vector in \mathbb{R}^d , and $\psi : [0, \infty) \rightarrow \mathbb{C}$ is a continuous function. The measure P is said to be centred if $\mu = 0$.

If P is an elliptical distribution with finite second moments, then μ represents the mean and Σ the covariance matrix. However, there are elliptical distributions even whose first moments are infinite.

The most important elliptical distributions are surely the Gaussian distributions. They correspond to taking $\psi(t) = e^{-t/2}$ in (1). However, there are numerous other examples of interest, including multivariate Student distributions, Cauchy distributions, Bessel distributions, logistic distributions, stable laws, Kotz-type distributions, and multi-uniform distributions. For background on the general theory of elliptical distributions, we refer to [2] and [9]. The latter reference also contains a more complete list of examples (see [9, Table 3.1]).

To state our results, we need a further definition.

Definition 2. A set S of vectors in \mathbb{R}^d is a symmetric-matrix uniqueness set (or sm-uniqueness set for short) if the only real symmetric $d \times d$ matrix A satisfying $x^\top A x = 0$ for all $x \in S$ is the zero matrix.

For example, if v_1, \dots, v_d are linearly independent vectors in \mathbb{R}^d and if we define $S := \{v_i + v_j : 1 \leq i < j \leq d\}$, then S is an sm-uniqueness set. Also, every sm-uniqueness set must contain at least $(d^2 + d)/2$ elements, so the example S above is minimal. We shall justify these statements in §2 below, where sm-uniqueness sets will be discussed in more detail.

We can now state our first main theorem. Given $x \in \mathbb{R}^d \setminus \{0\}$, we denote by $\langle x \rangle$ the one-dimensional subspace spanned by x .

Theorem 1. *Let $S \subset \mathbb{R}^d$ be a symmetric-matrix uniqueness set. If P, Q are elliptical measures on \mathbb{R}^d such that $P_{\langle x \rangle} = Q_{\langle x \rangle}$ for all $x \in S$, then $P = Q$.*

The following corollary is worthy of note. It follows from the fact that, in \mathbb{R}^2 , any set of three vectors, none of which is a multiple of the others, forms an sm-uniqueness set.

Corollary 1. *An elliptical distribution in \mathbb{R}^2 is determined by its marginals along any three distinct lines.*

Remarks. (i) Perhaps the main interest of the theorem lies in the fact that, to differentiate between two elliptical distributions, only finitely many projections are needed. In that sense, the theorem is an analogue of the theorems of Heppes and of Gröchenig–Jaming, mentioned earlier. However, there are also important differences between those results and ours. The results of Heppes and of Gröchenig–Jaming treat measures supported on certain types of subsets of \mathbb{R}^d , whereas Theorem 1 treats continuous ones. Also, in their theorems, the projections are onto general subspaces H , whereas in our result the projections are onto lines L , i.e., only one-dimensional projections are needed.

(ii) Among the numerous variants of the Cramér–Wold theorem for continuous distributions, Theorem 1 is unusual (maybe even unique) in that no assumption is made about the finiteness of moments of P and Q . As mentioned earlier, there are elliptical distributions whose first moments are infinite, for example the multivariate Cauchy distributions.

(iii) In Theorem 1, it is important to assume that both P and Q are elliptical distributions. If we suppose merely that one of them is elliptical, then the result no longer holds. (In the terminology of [1], Theorem 1 is not a strong-determination result.) Indeed, given any finite set \mathcal{H} of $(d-1)$ -dimensional subspaces of \mathbb{R}^d , there exist probability measures P, Q on \mathbb{R}^d with P Gaussian and $P_H = Q_H$ for all $H \in \mathcal{H}$, but $P \neq Q$. Such examples were constructed by Hamedani and Tata [16] in the case $d = 2$, and by Manjunath and Parthasarathy [21] for general d .

We now turn to the question of sharpness. The following result shows that Theorem 1 is optimal in a certain sense. In particular, it explains why symmetric-matrix uniqueness sets enter the picture.

We say that a Borel probability measure P on \mathbb{R}^d is non-degenerate if it is not supported in any hyperplane in \mathbb{R}^d .

Theorem 2. *Let P be a non-degenerate elliptical distribution on \mathbb{R}^d . Let $S \subset \mathbb{R}^d$, and suppose that S is not a symmetric-matrix uniqueness set. Then there exists a non-degenerate elliptical distribution Q on \mathbb{R}^d such that $P_{\langle x \rangle} = Q_{\langle x \rangle}$ for all $x \in S$, but $P \neq Q$.*

As remarked earlier, a symmetric-matrix uniqueness set in \mathbb{R}^d must contain at least $(d^2 + d)/2$ elements. We thus obtain the following corollary.

Corollary 2. *Let P be a non-degenerate elliptical distribution on \mathbb{R}^d . Let \mathcal{L} be a set of lines in \mathbb{R}^d containing strictly fewer than $(d^2 + d)/2$ lines. Then there exists a non-degenerate elliptical distribution Q on \mathbb{R}^d such that $P_L = Q_L$ for all $L \in \mathcal{L}$, but $P \neq Q$.*

The rest of the paper is organized as follows. In §2 we discuss in more detail the notion of symmetric-matrix uniqueness sets. The proofs of our two main results, Theorems 1 and 2 are presented in §3 and §4 respectively. In §5 we use Theorem 1 to derive a statistical test for equality of elliptical distributions, and we carry out a small simulation study of the test. In §6, we give a further application, to binary classification. Finally, in §7 we make some concluding remarks and pose a question.

2. SYMMETRIC-MATRIX UNIQUENESS SETS

Recall that a set S of vectors in \mathbb{R}^d is a symmetric-matrix uniqueness set or sm-uniqueness set if the only real symmetric $d \times d$ matrix A satisfying $x^\top Ax = 0$ for all $x \in S$ is the zero matrix. We now examine these sets in more detail, beginning with the following simple result.

Proposition 1. *Let v_1, \dots, v_d be linearly independent vectors in \mathbb{R}^d , and let*

$$S := \{v_j + v_k : 1 \leq j \leq k \leq d\}.$$

Then S is an sm-uniqueness set.

Proof: If A is any symmetric matrix, then, for all j, k , we have

$$2v_j^\top Av_k = (v_j + v_k)^\top A(v_j + v_k) - \frac{1}{4}(v_j + v_j)^\top A(v_j + v_j) - \frac{1}{4}(v_k + v_k)^\top A(v_k + v_k).$$

Hence, if $x^\top Ax = 0$ for all $x \in S$, then $v_j^\top Av_k = 0$ for all j, k , and so $A = 0$. \square

Corollary 3. *If $v_1, v_2, v_3 \in \mathbb{R}^2$ and no v_j is a multiple of any other, then $\{v_1, v_2, v_3\}$ is an sm-uniqueness set.*

Proof: Clearly v_1, v_2 are linearly independent. Also, replacing them by suitable non-zero multiples of themselves, we can suppose that $v_3 = v_1 + v_2$. The result therefore follows from Proposition 1. \square

In higher dimensions, criteria for sm-uniqueness sets are more complicated, though we shall derive some in Proposition 4 and Corollary 5 below. However, for statistical applications, it suffices merely to have some concrete examples of sm-uniqueness sets. The next result furnishes a particularly simple example.

Corollary 4. *Let S be the set consisting of those vectors in \mathbb{R}^d with either one or two coordinates equal to 1 and all the other coordinates equal to 0. Then S is an sm-uniqueness set.*

Fig. 1 illustrates the set S in dimensions 2 and 3.

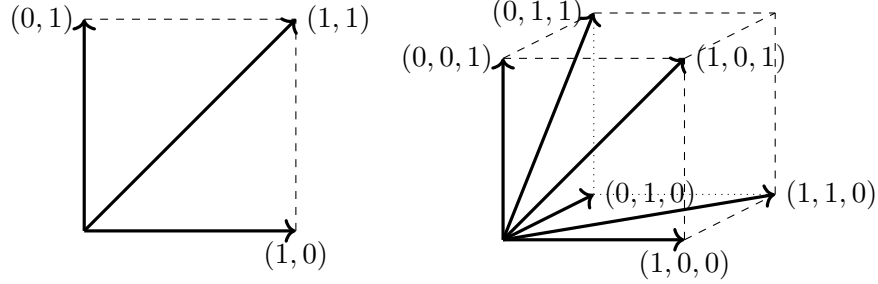


Fig. 1. Visualization of the vectors of the set S from Corollary 4 in dimensions two and three.

Proof of Corollary 4: In Proposition 1, take $v_j = e_j$, where $\{e_1, \dots, e_d\}$ is the standard unit vector basis of \mathbb{R}^d . By that result, the union of the two sets $\{e_j + e_k : 1 \leq j < k \leq d\}$ and $\{2e_j : 1 \leq j \leq d\}$ is an sm-uniqueness set. It clearly makes no difference if, in the second set, we replace $2e_j$ by e_j . \square

The sets S in Proposition 1 and Corollary 4 contain $(d^2 + d)/2$ elements. The next result shows that this number is minimal.

Proposition 2. *An sm-uniqueness set in \mathbb{R}^d contains at least $(d^2 + d)/2$ elements.*

Proof: Let $v_1, \dots, v_m \in \mathbb{R}^d$ with $m < (d^2 + d)/2$. The vector space V of all $d \times d$ symmetric matrices has dimension $(d^2 + d)/2$, so the linear map $A \mapsto (v_1^\top A v_1, \dots, v_m^\top A v_m) : V \rightarrow \mathbb{R}^m$ must have a non-zero kernel. Thus there exists $A \neq 0$ such that $v_j^\top A v_j = 0$ for $j \in \{1, \dots, m\}$. Hence $\{v_1, \dots, v_m\}$ is not an sm-uniqueness set. \square

Proposition 3. *If S is an sm-uniqueness set in \mathbb{R}^d , then S spans \mathbb{R}^d .*

Proof: Suppose, on the contrary, that S does not span \mathbb{R}^d . Then we can find a unit vector $v \in S^\perp$. Let R be a $d \times d$ rotation matrix such that $Rv = e_1$, and let A be the $d \times d$ symmetric matrix given by $A := R^\top D R$, where $D := \text{diag}(1, 0, \dots, 0)$. If $x \in S$, then $x \perp v$, so $Rx \perp Rv = e_1$, so $Rx \in \text{span}\{e_2, \dots, e_d\}$ and hence $(Rx)^\top D (Rx) = 0$. In other words, $x^\top A x = 0$ for all $x \in S$. On the other hand, $v^\top A v = (Rv)^\top D Rv = e_1^\top D e_1 = 1$, so $A \neq 0$. We conclude that S is not an sm-uniqueness set. \square

The next result is not really needed in what follows, but it provides a necessary and sufficient condition for a set of vectors in \mathbb{R}^d to form an sm-uniqueness set.

Proposition 4. *Given a vector $x \in \mathbb{R}^d$, say $x = (x_1, \dots, x_d)$, let \hat{x} be the upper-triangular $d \times d$ matrix with entries $\hat{x}_{ij} := x_i x_j$ ($1 \leq i \leq j \leq d$). A set*

$S \subset \mathbb{R}^d$ is an sm-uniqueness set if and only if $\{\hat{x} : x \in S\}$ spans the space of upper-triangular $d \times d$ matrices.

Sketch of Proof: Denote by $\text{Sym}^2(\mathbb{R}^d)$ the symmetric tensor product of \mathbb{R}^d with itself. For each symmetric $d \times d$ matrix A , there is a unique linear functional $\tilde{A} : \text{Sym}^2(\mathbb{R}^d) \rightarrow \mathbb{R}$ such that $\tilde{A}(x \otimes x) = x^\top A x$ for all $x \in \mathbb{R}^d$. Thus a set $S \subset \mathbb{R}^d$ is an sm-uniqueness set iff $\{x \otimes x : x \in S\}$ spans $\text{Sym}^2(\mathbb{R}^d)$.

Let e_1, \dots, e_d be the standard unit basis of \mathbb{R}^d . Then $\text{Sym}^2(\mathbb{R}^d)$ has a basis $\{E_{ij} : 1 \leq i \leq j \leq d\}$, where $E_{ij} := (e_i \otimes e_j + e_j \otimes e_i)/2$. Expressing $x \otimes x$ in terms of this basis, we have

$$x \otimes x = \sum_{1 \leq i \leq j \leq d} x_i x_j E_{ij}.$$

The result follows easily from this. \square

Since the space of upper-triangular $d \times d$ matrices has dimension $(d^2 + d)/2$, we deduce the following corollary.

Corollary 5. *Let S be a set of $(d^2 + d)/2$ vectors in \mathbb{R}^d . For each $x \in S$, define \hat{x} as in Proposition 4. Then S is an sm-uniqueness set if and only if the matrices $\{\hat{x} : x \in S\}$ are linearly independent.*

Remark. If we view an upper-triangular $d \times d$ matrix as a column vector of length $D := (d^2 + d)/2$, then Corollary 5 becomes a criterion expressed in terms of the linear independence of D vectors in \mathbb{R}^D , which can in turn be reformulated as the non-vanishing of a $D \times D$ determinant. This furnishes a systematic method of determining whether or not a given set of $(d^2 + d)/2$ vectors in \mathbb{R}^d is an sm-uniqueness set.

3. PROOF OF THEOREM 1

We break the proof into a series of lemmas. The first of these is fairly standard.

Lemma 1. *Let P, Q be Borel probability measures on \mathbb{R}^d and let L be a line in \mathbb{R}^d . Then $P_L = Q_L$ if and only if the characteristic functions of P, Q satisfy $\phi_P(\xi) = \phi_Q(\xi)$ for all $\xi \in L$.*

Proof: Let $\xi \in L$. Then $x \cdot \xi = \pi_L(x) \cdot \xi$ for all $x \in \mathbb{R}^d$. Consequently,

$$\phi_P(\xi) = \int_{\mathbb{R}^d} e^{ix \cdot \xi} dP(x) = \int_{\mathbb{R}^d} e^{i\pi_L(x) \cdot \xi} dP(x) = \int_L e^{iy \cdot \xi} dP_L(y),$$

and similarly for Q . Hence, if $P_L = Q_L$, then $\phi_P(\xi) = \phi_Q(\xi)$.

Conversely, if $\phi_P(\xi) = \phi_Q(\xi)$ for all $\xi \in L$, then the calculation above shows that P_L and Q_L have the same characteristic function, and consequently $P_L = Q_L$. \square

Lemma 2. *Let P, Q be elliptical distributions, with characteristic functions*

$$\phi_P(\xi) = e^{i\mu_1 \cdot \xi} \psi_1(\xi^\top \Sigma_1 \xi) \quad \text{and} \quad \phi_Q(\xi) = e^{i\mu_2 \cdot \xi} \psi_2(\xi^\top \Sigma_2 \xi), \quad \xi \in \mathbb{R}^d.$$

If $P_{\langle x \rangle} = Q_{\langle x \rangle}$ for all x in some spanning set of \mathbb{R}^d , then $\mu_1 = \mu_2$.

Proof: By Lemma 1, if $P_{\langle x \rangle} = Q_{\langle x \rangle}$, then $\phi_P = \phi_Q$ on $\langle x \rangle$, in other words $\phi_P(tx) = \phi_Q(tx)$ for all $t \in \mathbb{R}$. Recalling the form of ϕ_P, ϕ_Q , we obtain

$$(2) \quad e^{it\mu_1 \cdot x} \psi_1(t^2 x^\top \Sigma_1 x) = e^{it\mu_2 \cdot x} \psi_2(t^2 x^\top \Sigma_2 x), \quad t \in \mathbb{R}.$$

Since ϕ_P, ϕ_Q are characteristic functions, they are both equal to 1 at the origin. It follows that $\psi_1(0) = \psi_2(0) = 1$. As ψ_1, ψ_2 are continuous, there exists $\delta > 0$ such that both $\psi_1(t^2 x^\top \Sigma_1 x) \neq 0$ and $\psi_2(t^2 x^\top \Sigma_2 x) \neq 0$ for all $t \in [-\delta, \delta]$. For each such t , we may divide equation (2) by the same equation in which t is replaced by $-t$. This gives

$$e^{2it\mu_1 \cdot x} = e^{2it\mu_2 \cdot x}, \quad t \in [-\delta, \delta].$$

Differentiating with respect to t and setting $t = 0$, we obtain $\mu_1 \cdot x = \mu_2 \cdot x$. Finally, if this holds for all x in a spanning set of \mathbb{R}^d , then $\mu_1 = \mu_2$. \square

Lemma 3. *Let P, Q be centred elliptical distributions on \mathbb{R}^d such that $P_{\langle x \rangle} = Q_{\langle x \rangle}$ for all x in some spanning set of \mathbb{R}^d . Then there exists a continuous function $\psi : [0, \infty) \rightarrow \mathbb{C}$ and positive semi-definite $d \times d$ matrices Σ_1, Σ_2 such that*

$$(3) \quad \phi_P(\xi) = \psi(\xi^\top \Sigma_1 \xi), \quad \phi_Q(\xi) = \psi(\xi^\top \Sigma_2 \xi), \quad \xi \in \mathbb{R}^d.$$

Proof: By assumption, there exist continuous functions $\psi_1, \psi_2 : [0, \infty) \rightarrow \mathbb{C}$ and positive semi-definite $d \times d$ matrices Σ'_1, Σ'_2 such that

$$\phi_P(\xi) = \psi_1(\xi^\top \Sigma'_1 \xi), \quad \phi_Q(\xi) = \psi_2(\xi^\top \Sigma'_2 \xi), \quad \xi \in \mathbb{R}^d.$$

The point of the lemma is to show that, adjusting Σ'_1, Σ'_2 if necessary, we may take $\psi_1 = \psi_2$.

If $\Sigma'_1 = \Sigma'_2 = 0$, then we may as well take $\psi_1 = \psi_2 \equiv 1$.

Otherwise, at least one of Σ'_1, Σ'_2 is non-zero, say $\Sigma'_1 \neq 0$. Since Σ'_1 is positive semi-definite, any spanning set of \mathbb{R}^d contains a vector x such that $x^\top \Sigma'_1 x > 0$. Hence, there exists $x_0 \in \mathbb{R}^d$ such that both $P_{\langle x_0 \rangle} = Q_{\langle x_0 \rangle}$ and $x_0^\top \Sigma'_1 x_0 > 0$. By Lemma 1,

$$\psi_1(t^2 x_0^\top \Sigma'_1 x_0) = \psi_2(t^2 x_0^\top \Sigma'_2 x_0), \quad t \in \mathbb{R}.$$

It follows that

$$\psi_1(s) = \psi_2(as), \quad s \geq 0,$$

where $a := (x_0^\top \Sigma'_2 x_0) / (x_0^\top \Sigma'_1 x_0) \geq 0$. Feeding this information into the formula for ϕ_P , we obtain

$$\phi_P(\xi) = \psi_2(\xi^\top (a\Sigma'_1) \xi), \quad \xi \in \mathbb{R}^d.$$

Thus (3) holds with $\psi := \psi_2$ and $\Sigma_1 := a\Sigma'_1$ and $\Sigma_2 := \Sigma'_2$. \square

Lemma 4. *Let P, Q be probability measures on \mathbb{R}^d with characteristic functions given by (3). Let S be an sm-uniqueness set, and suppose that $P_{\langle x \rangle} = Q_{\langle x \rangle}$ for all $x \in S$. Then $P = Q$.*

Proof: We show that either $\Sigma_1 = \Sigma_2$ or ψ is constant. Either way, this gives that $\phi_P = \phi_Q$ and hence that $P = Q$.

Suppose then that $\Sigma_1 \neq \Sigma_2$. As S is an sm-uniqueness set, there exists $x_0 \in S$ such that $x_0^\top(\Sigma_1 - \Sigma_2)x_0 \neq 0$. Exchanging the roles of P, Q if necessary, we can suppose that

$$x_0^\top \Sigma_1 x_0 > x_0^\top \Sigma_2 x_0 \geq 0.$$

Since $P_{\langle x_0 \rangle} = Q_{\langle x_0 \rangle}$, Lemma 1 gives

$$\psi(t^2 x_0^\top \Sigma_1 x_0) = \psi(t^2 x_0^\top \Sigma_2 x_0), \quad t \in \mathbb{R}.$$

It follows that

$$\psi(s) = \psi(as), \quad s \geq 0,$$

where $a := (x_0^\top \Sigma_2 x_0) / (x_0^\top \Sigma_1 x_0) \in [0, 1)$. Iterating this equation, and using the continuity of ψ , we obtain

$$\psi(s) = \psi(as) = \psi(a^2 s) = \cdots = \psi(a^n s) \xrightarrow{n \rightarrow \infty} \psi(0), \quad s \geq 0.$$

Therefore ψ is constant, as claimed. \square

Completion of proof of Theorem 1: Let P, Q be elliptical distributions on \mathbb{R}^d , with characteristic functions

$$\phi_P(\xi) = e^{i\mu_1 \cdot \xi} \psi_1(\xi^\top \Sigma_1 \xi) \quad \text{and} \quad \phi_Q(\xi) = e^{i\mu_2 \cdot \xi} \psi_2(\xi^\top \Sigma_2 \xi).$$

Suppose that $P_{\langle x \rangle} = Q_{\langle x \rangle}$ for all $x \in S$, where $S \subset \mathbb{R}^d$ is an sm-uniqueness set. Our goal is to prove that $P = Q$.

By Proposition 3, S is a spanning set for \mathbb{R}^d . By Lemma 2, it follows that $\mu_1 = \mu_2$. Translating both P, Q by $-\mu_1$, we may suppose that both measures are centred. Lemma 3 then shows that P, Q have characteristic functions given by (3), and finally Lemma 4 gives $P = Q$. \square

4. PROOF OF THEOREM 2

Once again, we break the proof up into lemmas. The first lemma characterizes those elliptical distributions on \mathbb{R}^d that are non-degenerate (i.e., not supported on any hyperplane in \mathbb{R}^d).

Lemma 5. *Let P be an elliptical distribution on \mathbb{R}^d with characteristic function*

$$\phi_P(\xi) = e^{i\mu \cdot \xi} \psi(\xi^\top \Sigma \xi), \quad \xi \in \mathbb{R}^d.$$

Then P is non-degenerate if and only if ψ is non-constant and Σ is strictly positive definite.

Proof: Suppose that P is supported on the hyperplane $H := \{x \in \mathbb{R}^d : y \cdot x = c\}$, where $y \in \mathbb{R}^d \setminus \{0\}$ and $c \in \mathbb{R}$. Then $P_{\langle y \rangle} = \delta_{x_0}$, where x_0 is the unique point in $\langle y \rangle \cap H$. By Lemma 1,

$$\phi_P(ty) = e^{ity \cdot x_0}, \quad t \in \mathbb{R}.$$

Recalling the form of ϕ_P , we deduce that

$$e^{it\mu \cdot y} \psi(t^2 y^\top \Sigma y) = e^{ity \cdot x_0}, \quad t \in \mathbb{R}.$$

The argument used to prove Lemma 2 shows that $\mu \cdot y = x_0 \cdot y$, and hence that

$$\psi(t^2 y^\top \Sigma y) = 1, \quad t \in \mathbb{R}.$$

This in turn implies that either $\psi \equiv 1$ or $y^\top \Sigma y = 0$. Thus either ψ is constant or Σ is not strictly positive definite.

The converse is proved by running the same argument backwards. \square

Lemma 6. *Let P be a non-degenerate elliptical distribution on \mathbb{R}^d , with characteristic function*

$$\phi_P(\xi) = e^{i\mu_1 \cdot \xi} \psi(\xi^\top \Sigma_1 \xi), \quad \xi \in \mathbb{R}^d.$$

Then, for each vector $\mu_2 \in \mathbb{R}^d$ and each positive semi-definite $d \times d$ matrix Σ_2 , there exists an elliptical distribution Q on \mathbb{R}^d with characteristic function

$$\phi_Q(\xi) = e^{i\mu_2 \cdot \xi} \psi(\xi^\top \Sigma_2 \xi), \quad \xi \in \mathbb{R}^d.$$

Proof: Since Σ_1, Σ_2 are positive semi-definite, we can write them as $\Sigma_1 = S_1^\top S_1$ and $\Sigma_2 = S_2^\top S_2$, where S_1, S_2 are $d \times d$ matrices. Further, as P is non-degenerate, Lemma 5 implies that Σ_1 is strictly positive definite, and so S_1 is invertible. Let $A : \mathbb{R}^d \rightarrow \mathbb{R}^d$ be the affine map defined by

$$Ax := S_1^{-1} S_2(x - \mu_1) + \mu_2, \quad x \in \mathbb{R}^d,$$

and set $Q := PA^{-1}$. We shall show that ϕ_Q has the required form.

First of all, we remark that, if \tilde{P} and \tilde{Q} denote the translates of P, Q by $-\mu_1$ and $-\mu_2$ respectively, then

$$\phi_{\tilde{P}}(\xi) = e^{-i\mu_1 \cdot \xi} \phi_P(\xi) \quad \text{and} \quad \phi_{\tilde{Q}}(\xi) = e^{-i\mu_2 \cdot \xi} \phi_Q(\xi), \quad \xi \in \mathbb{R}^d.$$

Further, $\tilde{Q} = \tilde{P}T^{-1}$, where $T : \mathbb{R}^d \rightarrow \mathbb{R}^d$ is the linear map given by

$$Tx := S_1^{-1} S_2 x, \quad x \in \mathbb{R}^d.$$

By a calculation similar to that in the proof of Lemma 1, we have

$$\phi_{\tilde{P}T^{-1}}(\xi) = \phi_{\tilde{P}}(T\xi), \quad \xi \in \mathbb{R}^d.$$

Putting all of this together, we get

$$\begin{aligned} e^{-i\mu_2 \cdot \xi} \phi_Q(\xi) &= \phi_{\tilde{Q}}(\xi) = \phi_{\tilde{P}T^{-1}}(\xi) = \phi_{\tilde{P}}(T\xi) \\ &= e^{-i\mu_1 \cdot \xi} \phi_P(T\xi) = e^{-i\mu_1 \cdot \xi} \phi_P(S_1^{-1} S_2 \xi). \end{aligned}$$

Recalling the form of ϕ_P and the fact that $\Sigma_j = S_j^\top S_j$ for $j \in \{1, 2\}$, we obtain

$$\begin{aligned} e^{-i\mu_2 \cdot \xi} \phi_Q(\xi) &= e^{-i\mu_1 \cdot \xi} e^{i\mu_1 \cdot \xi} \psi(\xi^\top S_2^\top S_1^{-\top} \Sigma_1 S_1^{-1} S_2 \xi) \\ &= \psi(\xi^\top S_2^\top S_2 \xi) = \psi(\xi^\top \Sigma_2 \xi). \end{aligned}$$

Thus ϕ_Q does indeed have the required form. \square

Completion of the proof of Theorem 2: By Lemma 5, since P is a non-degenerate elliptical distribution, its characteristic function is given by

$$\phi_P(\xi) = e^{i\mu \cdot \xi} \psi(\xi^\top \Sigma_1 \xi), \quad \xi \in \mathbb{R}^d,$$

where ψ is non-constant and Σ_1 is strictly positive definite. As S is not an sm-uniqueness set, there exists a symmetric $d \times d$ matrix A such that $x^\top A x = 0$ for all $x \in S$ but $A \neq 0$. If $\epsilon > 0$ is small enough, then $\Sigma_1 + \epsilon A$ is also strictly positive definite. Fix such an ϵ , and set $\Sigma_2 := \Sigma_1 + \epsilon A$. By Lemma 6, there exists an elliptical distribution Q on \mathbb{R}^d such that

$$\phi_Q(\xi) = e^{i\mu \cdot \xi} \psi(\xi^\top \Sigma_2 \xi), \quad \xi \in \mathbb{R}^d.$$

By Lemma 5 again, Q is non-degenerate, since ψ is non-constant Σ_2 is positive definite. Also, if $x \in S$, then

$$x^\top \Sigma_2 x = x^\top \Sigma_1 x + x^\top A x = x^\top \Sigma_1 x,$$

so $\phi_Q(tx) = \phi_P(tx)$ for all t . Hence $P_{\langle x \rangle} = Q_{\langle x \rangle}$ for all $x \in S$. On the other hand, since $\Sigma_1 \neq \Sigma_2$ and ψ is non-constant, the argument of the proof of Lemma 4 shows that $P \neq Q$. \square

5. APPLICATION TO TESTING FOR EQUALITY OF MULTIVARIATE DISTRIBUTIONS

5.1. A Kolmogorov–Smirnov test for elliptical distributions. Several of the variants of the Cramér–Wold theorem mentioned in the introduction are useful in deriving statistical tests for the equality of multivariate distributions (see, e.g., [5, 7, 11, 10]). Theorem 1 is no exception. In this section, we propose a test for the one- and two-sample problems for elliptical distributions, based on Theorem 1. The problem of goodness-of-fit testing for elliptical distributions is discussed in several recent articles (see, e.g., [3, 8, 15]), but always with more restrictive assumptions than ours (supposing, for example, that the generator function ψ is known). We also remark that the idea of using projections of elliptical distributions is mentioned in [22], though that article addresses a different problem.

Since the one- and two-sample problems are very similar, we describe just the two-sample problem. Given two samples $\mathcal{X}_n := \{X_1, \dots, X_n\} \subset \mathbb{R}^d$ and $\mathcal{Y}_m := \{Y_1, \dots, Y_m\} \subset \mathbb{R}^d$ of multivariate elliptical distributions P and Q , we consider the testing problem

$$\mathbf{H}_0 : P = Q \quad \text{vs} \quad P \neq Q,$$

based on the samples $\mathcal{X}_n, \mathcal{Y}_m$.

Let $\{v_1, \dots, v_D\} \subset \mathbb{R}^d$ be a fixed symmetric-matrix uniqueness set, where $D = (d^2 + d)/2$. Let $F_{n, \langle v_j \rangle}$ be the empirical distribution of $P_{\langle v_j \rangle}$ and $G_{m, \langle v_j \rangle}$ be the empirical distribution of $Q_{\langle v_j \rangle}$, for $j \in \{1, \dots, D\}$. We define a random-projection test (which we abbreviate as **RPT**) through the statistic,

$$\sqrt{\frac{nm}{n+m}} KS_{n,m,D} := \sqrt{\frac{nm}{n+m}} \max_{j \in \{1, \dots, D\}} \|F_{n, \langle v_j \rangle} - G_{m, \langle v_j \rangle}\|_\infty.$$

Since the statistic is not distribution-free, in order to obtain the critical value for a level- α test, we approximate the distribution using bootstrap on the original samples $\mathcal{X}_n, \mathcal{Y}_m$ by generating a large enough number B of values of $KS_{n,m}$, for each bootstrap sample choosing n vectors from \mathcal{X}_n and m vectors from \mathcal{Y}_m , with replacement. See, for instance, [14] for the two-sample bootstrap. We then take as critical value c_α^* , the $(1 - \alpha)$ -quantile of the empirical bootstrap sample, i.e., we reject the null hypothesis when

$$\sqrt{\frac{nm}{n+m}} KS_{n,m,D} > c_\alpha^*.$$

The validity of the bootstrap in this case follows from [23, Theorems 3 and 4]. Therefore the proposed test has asymptotic level α . Also it is consistent since, under the alternative hypothesis, $P \neq Q$, so, by Theorem 1, there exists a j such that $P_{\langle v_j \rangle} \neq Q_{\langle v_j \rangle}$, so $\max_{j \in \{1, \dots, D\}} \|F_{n, \langle v_j \rangle} - G_{m, \langle v_j \rangle}\|_\infty > 0$, and thus $\sqrt{\frac{nm}{n+m}} KS_{n,m,D} \rightarrow \infty$.

We summarize our conclusions in the following proposition.

Proposition 5. *Consider the test proposed above.*

- (i) *The bootstrap version of the test has asymptotic level α .*
- (ii) *Under the alternative,*

$$\sqrt{\frac{nm}{n+m}} KS_{n,m,D} \rightarrow \infty,$$

i.e., the test is consistent.

5.2. A small simulation study. In this subsection, we study the power of the proposed test for two elliptical distributions F_1 and F_2 belonging to the multivariate Student distribution in \mathbb{R}^d . More precisely, we suppose that

$$F_i \sim t_{\nu_i}(\mu_i, \Sigma_i), \quad i \in \{1, 2\},$$

where $\nu_i \in \mathbb{N}$ are the numbers of degrees of freedom, $\mu_i \in \mathbb{R}^d$ are the means, and $\Sigma_i \in \mathbb{R}^{d \times d}$ are the covariance matrices. We consider three different scenarios.

In the first scenario, we fix $\mu_i = 0$ and $\Sigma_i = \mathbf{I}_{d \times d}$ (the $d \times d$ identity matrix), for $i \in \{1, 2\}$ and we vary only the degrees of freedom: $\nu_1 = 1$ and $\nu_2 \in \{1, 2, 3, 4\}$. The power functions are plotted in Fig. 2 for different sample sizes.

In the second scenario, we vary only the mean value of one of the distributions, taking $\nu_i = 2$ and $\Sigma_i = \mathbf{I}_{d \times d}$, for $i \in \{1, 2\}$, while $\mu_1 = 0$ and $\mu_2 \in [0, 1/2]$. See Fig. 3.

Lastly, in the third scenario, we vary only the covariance matrices. We fix $\nu_i = 2$ and $\mu_i = 0$ for $i \in \{1, 2\}$, while $\Sigma_1 = \mathbf{I}_{d \times d}$ and $\Sigma_2 = \mathbf{I}_{d \times d} + \theta \mathbf{1}_{d \times d}$, where $\mathbf{1}_{d \times d}$ denotes the matrix with value 1 in all its entries, and $\theta \in [0, 1]$. See Fig. 4.

In all cases we generate iid samples of equal sizes $n = n_1 = n_2$, where $n \in \{100, 500, 1000\}$ and $d \in \{5, 10, 50\}$ for each scenario. The null distribution is approximated by bootstrap. For the power function, we report the proportion of rejections in 10000 replicates. The results are quite encouraging in all the three scenarios considered. Moreover, in the simulations where the sample size is large, the test size remained around the prespecified significance level ($\alpha = 0.05$).

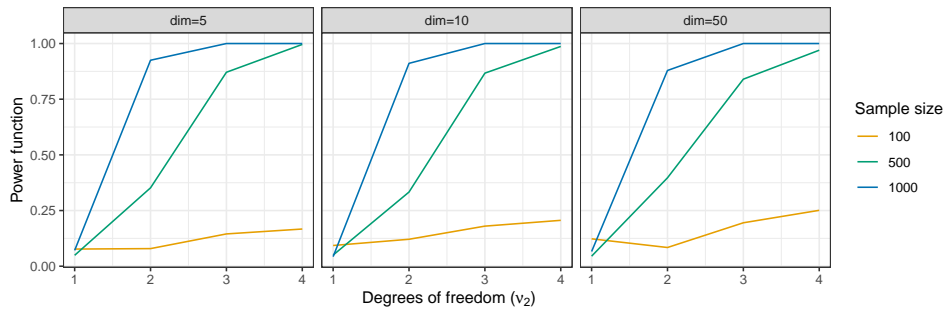


Fig. 2. Power function of test proposed in §5.2 for two elliptical distributions. Scenario 1: changing the degrees of freedom and the sample sizes.

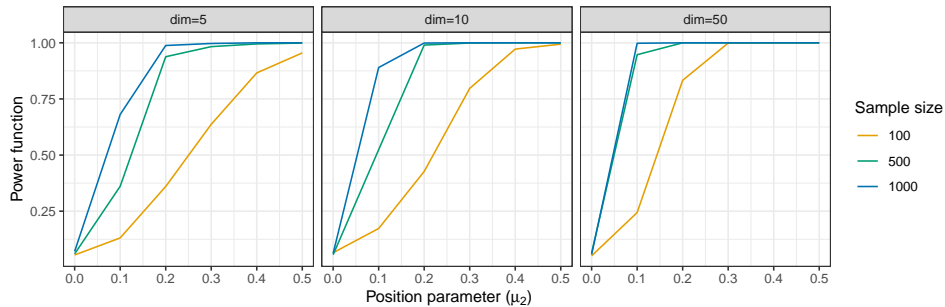


Fig. 3. Power function of test proposed in §5.2 for two elliptical distributions. Scenario 2: changing the mean value and the sample sizes.

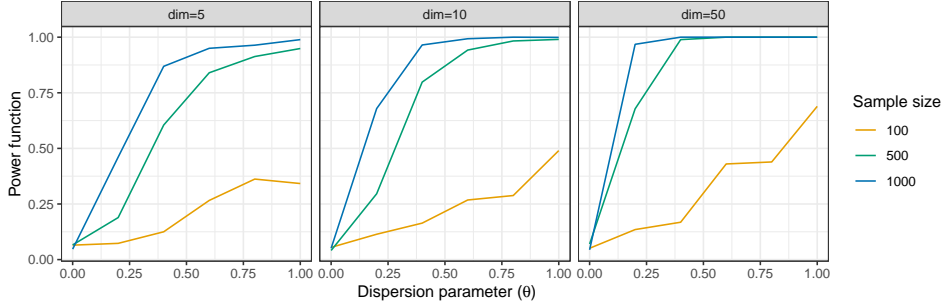


Fig. 4. Power function of test proposed in §5.2 for two elliptical distributions. Scenario 3: changing the covariance matrix as a function of θ and the sample sizes

5.3. Comparison with other tests. The following example compares the performance of the proposed test RPT for the equality of two distributions, with simulated data from a mixture of distributions, with some other alternatives known from the literature. The cases when the mixture has an elliptical distribution (and in particular a multivariate normal distribution) are considered, as well as the case when the mixture distribution is not elliptical. The performance of the RPT test is compared with two other proposals that impose different assumptions about data distributions. There are many test proposals for equality of multivariate normal distributions, but most of them are for equality of the mean—with known or unknown covariance matrix—or for equality of the covariance matrices—with known or unknown mean vector, but just a few more general. This is the reason why we have chosen these three particular competitors.

Let $\mu \in \mathbb{R}$ and $\mathbf{1}_d = (1, 1, \dots, 1)^\top \in \mathbb{R}^d$. Consider three independent random vectors in \mathbb{R}^d , with distributions given by

$$\begin{aligned} X_{1,\mu} &\sim \mathcal{N}(\mu \mathbf{1}_d, \mathbf{I}_{d \times d}), & X_{2,\mu} &\sim \mathcal{C}(\mu \mathbf{1}_d, \mathbf{I}_{d \times d}), \\ X_{3,\mu} &\sim B\mathcal{N}((1 + \mu)\mathbf{1}_d, \mathbf{I}_{d \times d}) + (1 - B)\mathcal{N}(-(1 + \mu)\mathbf{1}_d, \mathbf{I}_{d \times d}), \end{aligned}$$

with $B \sim \mathcal{B}(1/2)$, where \mathcal{B} is the Bernoulli distribution, and where \mathcal{N} and \mathcal{C} are the Normal and Cauchy distributions in dimension d respectively. Let $F_{1,\mu}$, $F_{2,\mu}$ and $F_{3,\mu}$ be their respective probability distributions. We define the convex combination

$$F_\mu = \alpha_1 F_{1,\mu} + \alpha_2 F_{2,\mu} + \alpha_3 F_{3,\mu},$$

with $\alpha_1, \alpha_2, \alpha_3 \geq 0$ and $\alpha_1 + \alpha_2 + \alpha_3 = 1$. Note that, if $\alpha_2 = \alpha_3 = 0$, then the distribution is Gaussian; if $\alpha_3 = 0$, then the distribution is elliptical; and if $\alpha_3 \neq 0$, then the distribution is not elliptical.

In all cases we generate iid samples of equal sizes $n_1 = n_2 = 100$, $d = 5$ and $F_1 \sim F_{\mu_1}$ and $F_2 \sim F_{\mu_2}$ with $\mu_1 = 0$ and $\mu_2 \in \{0, 0.2, 0.4, 0.6\}$. When $\mu_2 = 0$ we are under the null hypothesis (that the distributions of F_1 and

F_2 are the same). The power is studied in different scenarios obtained for different values of $\alpha = (\alpha_1, \alpha_2, \alpha_3)$.

The power of RPT is compared to:

- LRTN: a simultaneous test for the mean and the covariance matrix for two samples under the assumption of normality (see [20] for details);
- L2Norm: a more general test involving non-normal distributions (see [19] for details), and
- eDistance: a non-parametric test developed in [25].

The L2Norm and eDistance tests are implemented in R through the `sim2.2018HN` and `eqdist.etest` functions of the `SHT` and `energy` packages respectively. Note that, as mentioned in [19], the L2Norm test does not include in its assumptions all elliptical distributions. In the RPT test, the number of the k -nearest neighbors is chosen by cross-validation.

As shown in Fig. 5, if $\alpha_2 \neq 0$ the tests LRTN and L2Norm perform very poorly. This is to be expected, as they are not designed for heavy-tailed distributions. Also, if $\alpha_2 \neq 0$ and $\alpha_3 = 0$, then the best-performing test in all cases is RPT. Even if the distributions are not elliptical, i.e., $\alpha_3 \neq 0$, RPT is a competitive test with eDistance.

6. APPLICATION TO BINARY CLASSIFICATION

6.1. Binary classification of data from elliptical distributions. Linear Discriminant Analysis and Quadratic Discriminant Analysis are two of the more classical and well-known learning methods, both based on the Mahalanobis distance. They assume that the distributions of the different classes are multivariate Gaussian distributions. In this section we consider the more challenging learning problem where we only assume that the distributions are elliptical.

We propose the following algorithm for binary classification, based on our results. Let $(X_1, Y_1), \dots, (X_n, Y_n) \in \mathbb{R}^d \times \{0, 1\}$ be an iid training sample, where the distributions of $X_1|Y = 0$ and $X_1|Y = 1$ are unknown elliptical distributions. From the training sample, a proportion $\omega \in (0, 1)$ will be used to assign weights to the different directions. Let n_1 be the integer part of $(1 - \omega)n$, and let $\mathcal{X}_{n_1} := \{(X_1, Y_1), \dots, (X_{n_1}, Y_{n_1})\} \in \mathbb{R}^d \times \{0, 1\}$. We want to classify the new data X . Set $D := (d^2 + d)/2$.

Algorithm:

- Choose an sm-uniqueness set of D directions in \mathbb{R}^d .
- We start using the data from the subsample $\mathcal{X}_n \setminus \mathcal{X}_{n_1}$ of the training sample to assign weights w_j to each direction as follows.
 - (i) For each direction u_j , $j \in \{1, \dots, D\}$, consider the two subsamples

$$(4) \quad \{(Z_{1,j}, Y_1), \dots, (Z_{n_1,j}, Y_{n_1})\} \in \mathbb{R} \times \{0, 1\},$$

$$(5) \quad \{(Z_{n_1+1,j}, Y_{n_1+1}), \dots, (Z_{n,j}, Y_n)\} \in \mathbb{R} \times \{0, 1\},$$

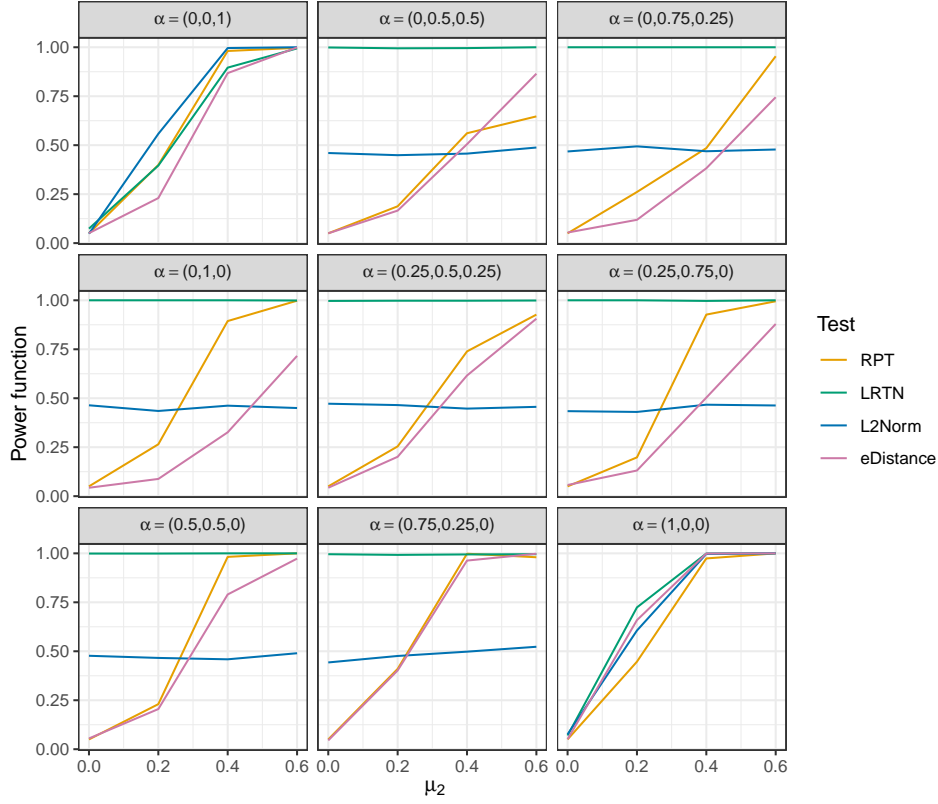


Fig. 5. Power functions of the RPT, LRTN, L2Norm, eDistance tests in §5.3, for $\mu_2 \in \{0, 0.2, 0.4, 0.6\}$ and for different values of the vector α .

where $Z_{i,j} = \langle u_j, X_i \rangle$, $i \in \{1, \dots, n\}$.

- (ii) Apply the classical k -NN rule based on the subsample (4) to classify $Z_{i,j}$, $i \in \{n_1 + 1, \dots, n\}$. That is, let the corresponding score be given by

$$S_{X_{i,j}} := \{\text{number of neighbors of the subsample (4)} \\ \text{with label 1 among the } k\text{-nearest data to } Z_{i,j}\}.$$

- (iii) Set $p_{X_{i,j}} := S_{X_{i,j}}/k$. If $p_{X_{i,j}} > 1/2$ then classify the new data $Z_{i,j}$ as belonging to class 1 with $i \in \{n_1 + 1, \dots, n\}$ (otherwise classify it as class 0). Denote by $\hat{Y}_{i,j}$ the label assigned to $Z_{i,j}$.
- (iv) We define

$$w_j := \frac{1}{n - n_1} \sum_{i=n_1+1}^n \mathcal{I}_{\hat{Y}_{i,j}=Y_i}.$$

- Lastly, given a new datum X , if

$$\sum_{j=1}^D w_j p_{X,j} \geq \sum_{j=1}^D w_j (1 - p_{X,j}),$$

then classify X as belonging to class 1. Otherwise classify it as class 0.

Remarks. (i) One way to choose the set \mathcal{D} is as follows. We order the values w_j , $j \in \{1, \dots, D\}$, and take the $\Delta\%$ largest values of w_j , i.e., we let $\{w^{(1)}, \dots, w^{(D)}\}$ be the order statistics and R_1, \dots, R_D be the corresponding rank statistics. Then we set

$$\mathcal{D} := \{j : R_j \geq \Delta \times D\}.$$

Alternatively, we can initially take more than D directions, and then choose the D best ones.

(ii) Using the weights in the last steps, we can take into account that some directions may not be very good for classification on the projection, see Fig. 6. However, we need to split the training sample into two subsamples.



Fig. 6. Illustration of Remark (ii) in §6.1: empirical marginal densities in two random projections of two groups in dimension 2.

6.2. An example with simulated data. To illustrate the performance of the proposed algorithm, we consider a binary classification problem with two classes of size 1000 in dimension 50. The data in both classes are iid and marginally independent with Cauchy distribution. The data in group 1 are centred at the origin. The data in group 2 are shifted in the direction of the vector $\eta = (\eta_1, \dots, \eta_{50}) \in \mathbb{R}^{50}$, where η_i is chosen uniformly in $[0, 3]$ for $i \in \{1, \dots, 10\}$, and $\eta_i = 0$ for $i \in \{11, \dots, 50\}$.

We consider 75% of the data as the training sample and the remaining data as the test sample. We repeat the experiment 100 times under the same conditions. At each replication, the classifier accuracy is calculated.

Fig. 7 shows the accuracy of different classifiers: random forest (RF), support vector machine (SVM), generalized linear model (GLM), and our algorithm using random projections (RP). In the RP algorithm, we take $\Delta = 50\%$ and $\omega = 0.25$. It is observed that our algorithm performs better than the other competitors.

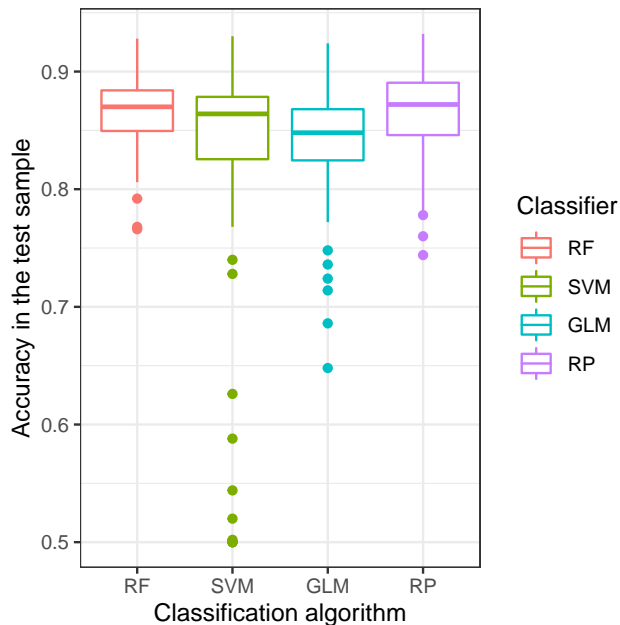


Fig. 7. Accuracy in the test sample of the RF, SVM, GLM and RP classifiers in the example in §6.2.

7. CONCLUSION

In this article we have studied the problem of which sets \mathcal{L} of lines in \mathbb{R}^d determine elliptical distributions in the sense that, if P, Q are elliptical distributions whose projections satisfy $P_L = Q_L$ for all $L \in \mathcal{L}$, then $P = Q$.

Combining our two main results, Theorems 1 and 2, we have a precise characterization of such \mathcal{L} . In particular, there exist such sets \mathcal{L} of cardinality $(d^2 + d)/2$, and this number is best possible.

We have applied our results to derive a Kolmogorov–Smirnov type test for equality of elliptical distributions, and we have carried out a small simulation study of this test, comparing it with other tests from the literature. The results are quite encouraging. As a further application of our results, we have proposed an algorithm for binary classification of data arising from elliptical distributions, again supported by a small simulation.

Let us conclude with a question. As mentioned in the introduction, our main result, Theorem 1, is, in a certain sense, a continuous analogue of Heppes’ result on finitely supported distributions. Recently, the authors obtained the following quantitative form of Heppes’ theorem, expressed in terms of the total variation metric:

$$d_{TV}(P, Q) := \sup\{|P(B) - Q(B)| : B \text{ Borel}\}.$$

Theorem 3 ([10, Theorem 2.1]). *Let Q be a probability measure on \mathbb{R}^d whose support contains at most k points. Let H_1, \dots, H_{k+1} be subspaces of \mathbb{R}^d such that $H_i^\perp \cap H_j^\perp = \{0\}$ whenever $i \neq j$. Then, for every Borel probability measure P on \mathbb{R}^d , we have $d_{TV}(P, Q) \leq \sum_{j=1}^{k+1} d_{TV}(P_{H_j}, Q_{H_j})$.*

Is there likewise a quantitative version of Theorem 1?

ACKNOWLEDGMENTS

Fraiman and Moreno were supported by grant FCE-1-2019-1-156054, Agencia Nacional de Investigación e Innovación, Uruguay. Ransford was supported by grants from NSERC and the Canada Research Chairs program.

Supplementary material. All the code in R is available at:
<https://github.com/mrleomr/CRAMER-WOLD-ELLIPTICAL>

REFERENCES

1. C. Bélisle, J.-C. Massé, and T. Ransford, *When is a probability measure determined by infinitely many projections?*, Ann. Probab. **25** (1997), no. 2, 767–786. MR 1434125
2. S. Cambanis, S. Huang, and G. Simons, *On the theory of elliptically contoured distributions*, J. Multivariate Anal. **11** (1981), no. 3, 368–385. MR 629795
3. F. Chen, M. D. Jiménez-Gamero, S. Meintanis, and L. Zhu, *A general Monte Carlo method for multivariate goodness-of-fit testing applied to elliptical families*, Comput. Statist. Data Anal. (2022), 107548.
4. H. Cramér and H. Wold, *Some theorems on distribution functions*, J. London Math. Soc. **11** (1936), no. 4, 290–294. MR 1574927
5. J. A. Cuesta-Albertos, R. Fraiman, and T. Ransford, *Random projections and goodness-of-fit tests in infinite-dimensional spaces*, Bull. Braz. Math. Soc. (N.S.) **37** (2006), no. 4, 477–501. MR 2284883
6. ———, *A sharp form of the Cramér–Wold theorem*, J. Theoret. Probab. **20** (2007), no. 2, 201–209. MR 2324526

7. A. Cuevas and R. Fraiman, *On depth measures and dual statistics. A methodology for dealing with general data*, J. Multivariate Anal. **100** (2009), no. 4, 753–766. MR 2478196
8. G. R. Ducharme and P. Lafaye de Micheaux, *A goodness-of-fit test for elliptical distributions with diagnostic capabilities*, J. Multivariate Anal. **178** (2020), 104602, 13. MR 4076341
9. K. Fang, S. Kotz, and K. Ng, *Symmetric multivariate and related distributions*, Monographs on Statistics and Applied Probability, vol. 36, Chapman and Hall, Ltd., London, 1990. MR 1071174
10. R. Fraiman, L. Moreno, and T. Ransford, *A quantitative Heppes theorem and multivariate Bernoulli distributions*, J. R. Stat. Soc. Ser. B. Stat. Methodol. (2023), qkad003.
11. ———, *Application of the Cramér–Wold theorem to testing for invariance under group actions*, Preprint, 2022.
12. W. M. Gilbert, *Projections of probability distributions*, Acta Math. Acad. Sci. Hungar. **6** (1955), 195–198. MR 70868
13. K. Gröchenig and P. Jaming, *The Cramér–Wold theorem on quadratic surfaces and Heisenberg uniqueness pairs*, J. Inst. Math. Jussieu **19** (2020), no. 1, 117–135. MR 4045081
14. P. Hall and M. Martin, *On the bootstrap and two-sample problems*, Austral. J. Statist. **30A** (1988), no. 1, 179–192.
15. M. Hallin, G. Mordant, and J. Segers, *Multivariate goodness-of-fit tests based on Wasserstein distance*, Electron. J. Stat. **15** (2021), no. 1, 1328–1371. MR 4255302
16. G. G. Hamedani and M. N. Tata, *On the determination of the bivariate normal distribution from distributions of linear combinations of the variables*, Amer. Math. Monthly **82** (1975), no. 9, 913–915. MR 383643
17. H. Hedenmalm and A. Montes-Rodríguez, *Heisenberg uniqueness pairs and the Klein-Gordon equation*, Ann. of Math. (2) **173** (2011), no. 3, 1507–1527. MR 2800719
18. A. Heppes, *On the determination of probability distributions of more dimensions by their projections*, Acta Math. Acad. Sci. Hungar. **7** (1956), 403–410. MR 85646
19. M. Hyodo and T. Nishiyama, *Simultaneous testing of the mean vector and covariance matrix among k populations for high-dimensional data*, Comm. Statist. Theory Methods **50** (2021), no. 3, 663–684. MR 4204361
20. J. Lim, E. Li, and S.-J. Lee, *Likelihood ratio tests of correlated multivariate samples*, J. Multivariate Anal. **101** (2010), no. 3, 541–554. MR 2575403
21. B. G. Manjunath and K. R. Parthasarathy, *A note on Gaussian distributions in \mathbb{R}^p* , Proc. Indian Acad. Sci. Math. Sci. **122** (2012), no. 4, 635–644. MR 3016817
22. J. P. Nolan, *Multivariate elliptically contoured stable distributions: theory and estimation*, Comput. Statist. **28** (2013), no. 5, 2067–2089. MR 3107292
23. J. T. Praestgaard, *Permutation and bootstrap Kolmogorov–Smirnov tests for the equality of two distributions*, Scand. J. Statist. **22** (1995), no. 3, 305–322. MR 1363215
24. A. Rényi, *On projections of probability distributions*, Acta Math. Acad. Sci. Hungar. **3** (1952), 131–142. MR 53422
25. G. J. Székely, M. L. Rizzo, et al., *Testing for equal distributions in high dimension*, InterStat **5** (2004), no. 16.10, 1249–1272.

CENTRO DE MATEMÁTICA, FACULTAD DE CIENCIAS, UNIVERSIDAD DE LA REPÚBLICA,
URUGUAY.

Email address: `rfraiman@cmat.edu.uy`

INSTITUTO DE ESTADÍSTICA, DEPARTAMENTO DE MÉTODOS CUANTITATIVOS, FCEA,
UNIVERSIDAD DE LA REPÚBLICA, URUGUAY.

Email address: `mrleo@iesta.edu.uy`

DÉPARTEMENT DE MATHÉMATIQUES ET DE STATISTIQUE, UNIVERSITÉ LAVAL, QUÉBEC
CITY (QUÉBEC), CANADA G1V 0A6.

Email address: `ransford@mat.ulaval.ca`