

# On diagrams accompanying *reductio ad absurdum* proofs in Euclid's *Elements* book I. Reviewing Hartshorne and Manders

Piotr Błaszczyk<sup>1</sup>[0000-0002-3501-3480] and  
Anna Petiurenko<sup>1</sup>[0000-0002-0196-6275]

Institute of Mathematics, Pedagogical University of Cracow, Podchorążych 2,  
Cracow, Poland

piotr.blaszczyk@up.krakow.pl; anna.petiurenko@up.krakow.pl  
<https://matematyka.up.krakow.pl/>

**Abstract.** Exploring selected *reductio ad absurdum* proofs in Book 1 of the *Elements*, we show they include figures that are not constructed. It is squarely at odds with Hartshorne's claim that "in Euclid's geometry, only those geometrical figures exist that can be constructed with ruler and compass".

We also present diagrams questioning Manders' distinction between exact and co-exact attributes of a diagram, specifically, a model of semi-Euclidean geometry which satisfies *straightness of lines* and *equality of angles* and does not satisfy the parallel postulate.

**Keywords:** Impossible figures · Euclidean parts · Semi-Euclidean plane.

## 1 Introduction

Euclid's propositions are of two kinds: constructions and demonstrations. I.1 and I.32 are model examples: the first requires the construction of an equilateral triangle, the second – a demonstration that angles in a triangle sum up to "two right angles" ( $\pi$ , in short). Yet, the proof of I.32 includes the construction of a parallel through a point. Indeed, each proposition includes a construction part (*kataskeuē*) which introduces auxiliary lines exploited in the proof (*apodeixis*). In this paper, we focus on diagrams accompanying *reductio ad absurdum* proofs, as they undermine the common understanding of Euclid's diagram.

The 20th-century Euclid scholarship grows in two trends: mathematical and historical-philological. For diagrams, the first school examines them only as straightedge and compass constructions, while the second seeks to show they convey some mathematical information beyond construction requirements. We challenge both approaches with specific diagrams.

R. Hartshorne [9] develops a coherent reading of the *Elements*, Books I–IV focused on tacit axioms, non-defined concepts, or relations and interprets them in the system of Hilbert axioms. He does not find Euclidean diagrams problematic, misleading, or competing with a logical account of geometry; on

constructions, though, he writes: “The constructive approach pervades Euclid’s *Elements*. There is no figure in the entire work that cannot be constructed with ruler and compass [...] in Euclid’s geometry only those geometrical figures exist that can be constructed with ruler and compass” ([9], 18–19).

We discuss two examples undermining Hartshorne’s claim: the figure accompanying proposition I.7 and one implied by the proof of I.27. The first is not, and indeed, cannot be constructed, as assumptions of the proposition introduce an inconsistent object. The non-constructive mode of the second figure is related to the requirement “being produced to infinity” inherent in the definition of parallel lines. These two figures are by no means incidental, as the first props the SSS theorem (I.8), and the second brings us to the core of the Euclid system.

J. Ferreirós provides a concise picture of the second school: “The original geometry of Euclid lacks the means to derive its theorems by pure logic, but it presents us with a most interesting and fruitful way of proving results by diagrams” ([6], 132). In this vein, K. Manders [13] introduced a distinction between *exact* and *co-exact* information inferred from a diagram that got widespread renown among scholars exercising diagrammatic approach. Respective definitions read: “Co-exact attributes are those conditions which are unaffected by some range of every continuous variation of a specified diagram; paradigmatically, that one region includes another [...], or the existence of intersection points such as those required in Euclid I.1 [...]. Exact attributes are those which, for at least some continuous variation of the diagram, obtain only in isolated cases; paradigmatically, straightness of lines or equality of angles [...]. Exact attributes [...] are unstable under perturbation of a diagram ([13], 92–93).<sup>1</sup>

Instead of ‘continuous variation of a diagram’, we introduce a global perspective, meaning specifications of the plane on which a diagram lies. Accordingly, we examine Euclid diagram I.1 on various Cartesian planes showing that the existence of the intersection of circles involved depend on characteristics of a plane. Regarding *exact* attributes, we present a model of a semi-Euclidean plane that does not affect *straightness of lines or equality of angles* but affects parallelism (especially I.29). Both counterexamples meet the scheme: without touching a diagram but changing assumptions on the space hosting it, we get different results concerning *co-exact* (intersection of circles) and *exact* (parallelism) attributes. Depending on assumptions concerning space, the same (from the diagrammatic perspective) circles meet or not, and the same straight lines are parallel or not.

As for co-exact attributes, we provide an analysis of proposition I.6 that undermines Manders’ interpretation of inequality in terms of part-whole.

For the most part, our arguments exploit an interpretation of *greater-than* relation. It affects our account of the deductive structure of the *Elements*, some existential claims, Manders’ interpretation of *greater-than* in terms of part-whole, and his claim regarding exact attributes. Euclid’s arguments exploring that relation proceed *reductio ad absurdum* mode. Significantly, out of eleven indirect proofs in Book I, ten, specifically I.6, 7, 27, 29, employ *greater-than* relation.<sup>2</sup>

<sup>1</sup> [13], p. 92 presents parallelism as an exact attribute.

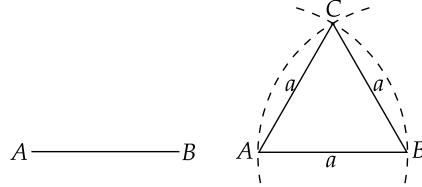
<sup>2</sup> The others are I.14, 19, 25, 26, 39, 40.

## 2 Euclid and Hilbert construction tools

Hartshorne ([9], 102) introduces term *Hilbert construction tools*, meaning transportation of line segments and angles. Hilbert axioms justify these operations; besides, they also state the uniqueness of respective line segments and angles.<sup>3</sup> Diagrams drawn up with both tools are acquired using the first alone; it suggests Euclid’s straightedge and compass are more effective. We follow that clue to contrast Euclid and Hilbert approaches.

### 2.1 Transportation of segments. I.1–3

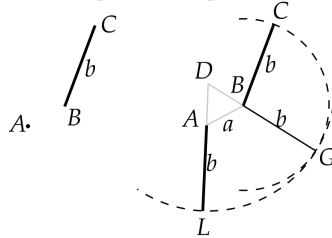
I.1 *To construct an equilateral triangle on the given line AB.*<sup>4</sup>



Given that  $AB = a$ , point  $C$ , the third vertex of the wanted triangle is an intersection of circles  $(A, a)$  and  $(B, a)$ . In tables like the one below, we lay out points resulting from intersections of straight lines and circles.<sup>5</sup>

$$\frac{(A, a), (B, a)}{C}$$

I.2 *To place a straight-line at point A equal to the given straight-line BC [b].*



On the line-segment  $AB$ , we construct an equilateral triangle  $ABD$  with side  $a$ ; the below diagram depicts its *shadow* in grey. Point  $G$  is the intersection of the circle  $(B, b)$  and the half-line  $DB^{\rightarrow}$ . Now,  $DG$  represents the sum of line-segments  $a, b$ . Circle  $(D, a + b)$  intersects the half-line  $DA^{\rightarrow}$  at point  $L$ . Due to the *Common Notions* (CN, in short) 3,  $AL$  proves to be equal  $b$ .

$$\frac{(B, b), DB^{\rightarrow} | (D, a + b), DA^{\rightarrow}}{G \quad L}$$

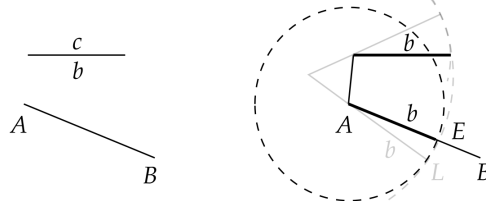
<sup>3</sup> [8], pp. 597–602 provide a concise account of Hilbert axioms. C1 and C4, respectively, decree construction tools.

<sup>4</sup> English translation by Fitzpatrick [7], diagrams after [10].

<sup>5</sup> The idea of such tables originates from [14].

Owing to I.1-2,  $b$  is placed at  $A$  in a precise position. Drawing circle  $(A, b)$ , one can choose any other position at will, and that is the substance of I.3.

I.3 To cut off a straight-line equal to the lesser  $C$  [ $b$ ] from the greater  $AB$ .



Line-segment  $b$  is transported to  $A$  into position  $AL$ ; the above diagram depicts the *shadow* of that construction; let  $Ab$  be its symbolic representation. The intersection of circle  $(A, b)$  and line  $AB$  determines  $E$  such that  $AE = b$ .

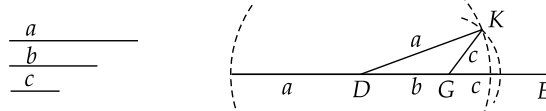
$$\frac{Ab|(A, b), AB}{E}$$

Summing up, due to I.1–3, one can transport any line segment to any point and position. An equilateral triangle is a tool to this end, while the existence of circle-circle and circle-line intersection points are taken for granted.

The Euclid system requires a circle-circle or circle-line axiom, both finding grounds in *Postulates* 1–3 that introduce straight-edge and compass. Logically, these two tools reduce to compass alone (*vide* Mohr-Mascheroni theorem), yet, throughout the ages, the economy of diagrams prevailed and no one questioned the rationale for Euclid’s instruments. There are, however, models of the Hilbert system that do not satisfy the circle-circle axiom. Moreover, Hartshorne shows ([9], 373) that I.1 does not hold in the Hilbert system of absolute geometry. Thus, already at the very first proposition of the *Elements*, we observe that Euclid and Hilbert’s systems follow alternative deductive tracks. Therefore one cannot simply merge Hilbert’s axioms with Euclid’s arguments.

## 2.2 Transportation of angles. I.22–23

In I.22, Euclid builds a triangle from three given line segments.<sup>6</sup>

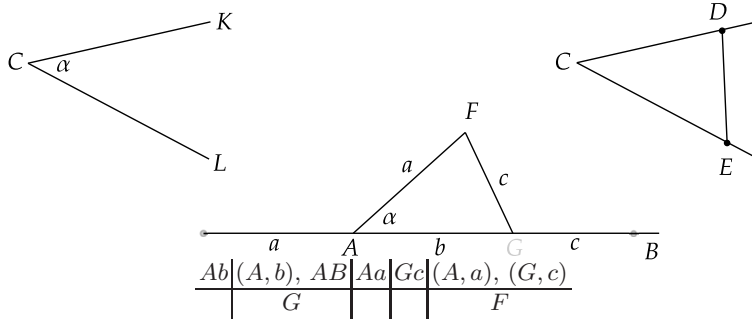


The below table presents  $D, E$  as random- and  $G, K$  as intersection- points.

$$\frac{Db|(D, b), DE|Da|Gc|(D, a), (G, c)}{D, E|G|K}$$

I.23, angle transportation, rests on triangle construction as follows: on sides of the given angle, Euclid builds a triangle, transports its sides to  $A, G$ , obtaining another triangle. By the SSS,  $\triangle CDE = \triangle AFG$ , hence  $\angle KCL = \angle FAG$ .

<sup>6</sup> [8], p. 173 observes it is equivalent to the circle-circle axiom.

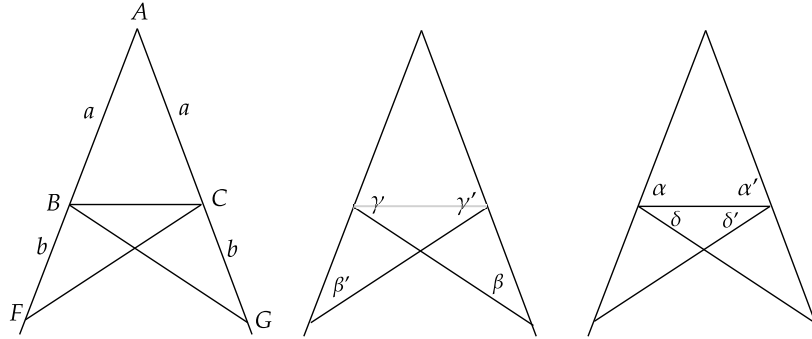


### 3 Euclid’s vs Hilbert’s deduction: SAS to SSS

Throughout propositions I.1–34, *equality* means congruence, whether applied to line segments, angles, or triangles. In I.5–8, showing the SSS theorem, Euclid assumes I.4, *Common Notions*, and characteristics of the *greater-than* relation.

The proof of I.4 (SAS criterion) relies on the *ad hoc* rule: *two straight-lines can not encompass an area*. The diagram depicts an area encircled by the base  $EF$  of the triangle and a curve with ends  $E, F$ . By contrast, Hilbert axioms guarantee a unique line through points  $E, F$  and diagram I.4 has no grounds.

I.5 *Let  $ABC$  be an isosceles triangle. I say that the angle  $ABC$  is equal to  $ACB$ .*



The construction part is simple:  $F$  is taken at random on the half-line  $AB^{\rightarrow}$ , then  $G$  such that  $AF = AG$  is determined on the half-line  $AC^{\rightarrow}$ .

$$\frac{AB^{\rightarrow} | (A, a + b), AC^{\rightarrow}}{F \quad G}$$

(i) Now, due to SAS,  $\triangle GAB = \triangle FAC$ . Thus  $FC = BG$  and

$$\beta = \angle AGB = \angle AFC = \beta',$$

$$\gamma = \angle ABG = \angle ACF = \gamma'.$$

(ii) Again by SAS,  $\triangle BFC = \triangle BGC$ , and

$$\delta = \angle CBG = \angle BCF = \delta'.$$

(iii) By CN 3,  $\gamma - \delta = \gamma' - \delta'$ . Since

$$\alpha = \gamma - \delta, \quad \gamma' - \delta' = \alpha',$$

the equality  $\alpha = \alpha'$  holds. □

I.6 Let  $ABC$  be a triangle having the angle  $ABC$  equal to the angle  $ACB$ . I say that side  $AB$  is also equal to side  $AC$ .

The proof reveals assumptions in no way conveyed through definitions or axioms. At first, it is the trichotomy law for line segments. Let  $AB = b$ ,  $AC = c$  (see Fig. 1). To reach a contradiction Euclid takes: if  $b \neq c$ , then  $b < c$  or  $b > c$ . Tacitly he assumes that exactly one of the conditions holds

$$b < c, \quad b = c, \quad b > c.$$

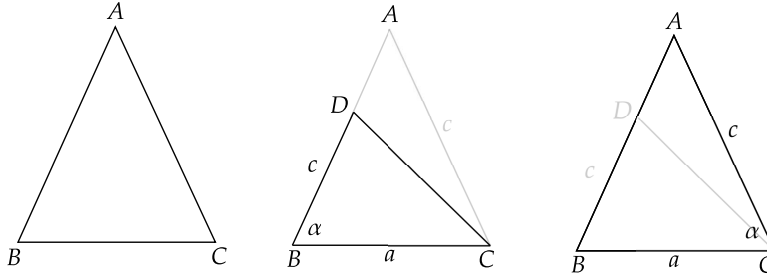


Fig. 1. Proof of I.6 schematized.

Let  $b > c$ . Then the construction follows: “let  $DB$ , equal to the lesser  $AC$ , have been cut off from the greater  $AB$ ”. However, given that angles at  $B$  and  $C$  are equal, then  $AB = c$ , and the cutting off “the lesser  $AC$  from the greater  $AB$ ” cannot be carried out. On the other hand, if  $AB = b$  and  $b > c$ , the triangle  $ABC$  is not isosceles, and angles at  $B, C$  are not equal. Throughout the proof, thus, the diagram *changes* its metrical characteristic and cannot meet the assumptions of the proposition. Contrary to Euclid’s claim,  $D$  is a random point on  $AB$ , rather than introduced *via* the following construction

$$\frac{(B, c), AB}{D}$$

Now, by SAS, the equality  $\triangle DBC = \triangle ACB$  holds, and Euclid concludes *the lesser to the greater. The very notion is absurd.*

This time, the trichotomy law applies to triangles. The contradiction

$$\triangle DBC = \triangle ACB \quad \& \quad \triangle DBC < \triangle ACB$$

occurs against the rule: *For triangles, exactly one of the following conditions holds*

$$\triangle_1 < \triangle_2, \quad \triangle_1 = \triangle_2, \quad \triangle_1 > \triangle_2.$$

I.7 On the segment-line  $AB$ , two segment lines cannot meet at a different point on the same side of  $AB$ .

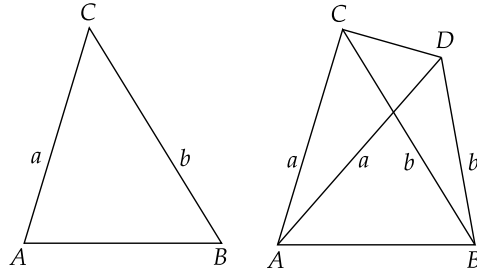
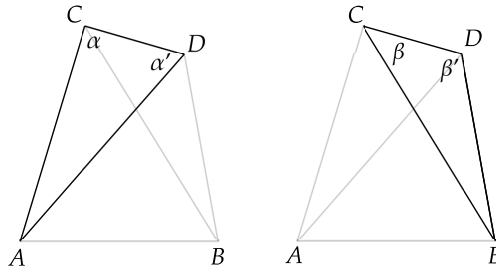


Fig. 2. *Elements*, I.7 – letters  $a, b$  added

The proof, atypically, includes no construction as the thesis explicitly states the impossibility of configuration depicted by the accompanying diagram. To get a contradiction, Euclid assumes there are two points  $C, D$  such that  $AC = a = AD$  and  $BC = b = BD$  (see Fig. 2). Both triangles  $\triangle ACD$  and  $\triangle BCD$  are isosceles and share the common base  $CD$ . Angles at their bases are equal,  $\alpha = \alpha'$  and  $\beta = \beta'$ .



Due to visual evidence, at the vertex  $C$ , the inequality  $\alpha > \beta$  holds, while at  $D$ ,  $\beta' > \alpha'$ .<sup>7</sup> Thus,  $\beta' > \beta$  and, as stated earlier,  $\beta' = \beta$ . *The very thing is impossible* – clearly, because exactly one of the conditions holds

$$\beta' < \beta, \quad \beta' = \beta, \quad \beta' > \beta.$$

That proof assumes the trichotomy rule for angles and transitivity of *greater-than* relation. By modern standards, it is, thus, a total order.<sup>8</sup>

In I.8, Euclid literally states the SSS criterion. Since the proof relies on a superposition of triangles, we propose the following paraphrase: *If two triangles share a common side and have other corresponding sides equal, then their corresponding angles will also be equal.* In I.9–12, it is employed in that form as Euclid considers two equal triangles on both sides of the common side. Proof of that modification of I.8 effectively reduces to I.7.

<sup>7</sup> [3] expounds the term *visual evidence* in a bigger context.

<sup>8</sup> Euclid applies the phrase “is much greater than” when referring to the transitivity.

### 3.1 *Greater-than and Common Notions*

Through §§ 10–11 of [9], Hartshorne seeks to prove Euclid’s propositions I.1–34 within the Hilbert system, except I.1 and I.23, as they rely on the circle-circle axiom. He observes that “Euclid’s definitions, postulates, and common notions have been replaced by the undefined notions, definitions, and axioms” in the Hilbert system. Commenting on Euclid’s proofs of I.5–8, Hartshorne writes: “Proposition I.5 and its proof is ok as they stand. [...] every step of Euclid’s proof can be justified in a straightforward manner within the framework of a Hilbert plane. [...] Looking at I.6 [...] we have not defined the notion of inequality of triangles. However, a very slight change will give a satisfactory proof. [...] I.7 [...] needs some additional justification [...] which can be supplied from our axioms of betweenness [...]. For I.8, (SSS), we will need a new proof, since Euclid’s method of superposition cannot be justified from our axioms” ([9], 97–99).

The above comparison between Euclid’s and Hilbert’s axiomatic approach simplifies rather than expounds. Euclid implicitly adopts *greater-than* relation between line segments, angles, and triangles as primitive concepts; similarly to addition and subtraction (a lesser from the greater). In the previous section, we have shown that he takes transitivity and the trichotomy law being self-evident. Further characteristics one can recover from his theory of magnitudes developed in Book V – the only part of Euclid’s geometry hardly discussed by Hartshorne (see [9], 166–167). Here is a brief account.

Euclidean proportion (for which we adopt the 17th-century symbol  $::$ ) is a relation between two pairs of geometric figures (*megethos*) of the same kind, triangles being of one kind, line segments of another kind, angles of yet another. Magnitudes of the same kind form an ordered additive semi-group  $\mathfrak{M} = (M, +, <)$  characterized by the five axioms given below ([4], § 3).

$$\text{E1 } (\forall a, b \in M)(\exists n \in \mathbb{N})(na > b).$$

$$\text{E2 } (\forall a, b \in M)(\exists c \in M)(a > b \Rightarrow a = b + c).$$

$$\text{E3 } (\forall a, b, c \in M)(a > b \Rightarrow a + c > b + c).$$

$$\text{E4 } (\forall a \in M)(\forall n \in \mathbb{N})(\exists b \in M)(nb = a).$$

$$\text{E5 } (\forall a, b, c \in M)(\exists d \in M)(a : b :: c : d), \quad \text{where } na = \underbrace{a + a + \dots + a}_{n\text{-times}}.$$

Clearly, E1–E3 provide extra characteristics of the *greater-than* relation.

A modern interpretation of *Common Notions* is simple: CN 1 justifies the transitivity of congruence of line segments, triangles, and angles, CN 2 and 3 – addition and subtraction in the following form

$$a = a', \quad b = b' \Rightarrow a + b = a' + b', \quad a - a' = b - b'.$$

The famous CN 5, *Whole is greater than the part*, allows an interpretation by the formula  $a + b > a$  ([3], 73–76).

In the Hilbert system, the *greater-than* relation is defined through the concept of *betweenness* and refers only to line segments and angles ([9], 85, 95); similarly,

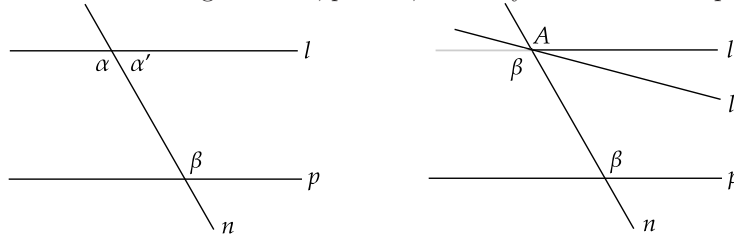


addition of line segments and angles are introduced by definitions ([9], 168, 93). Then counterparts of Euclid’s axioms E2, E3, CN 1–3 are proved as theorems.

Here is a sample argument based on inequalities and its Hilbert-style counterpart. In I.29, Euclid proves the thesis: *When a line falls across parallel lines  $l, p$ , equality of angles obtains  $\alpha = \beta$*  (see Fig. 3). For, if they are not equal, one of the angles is greater, suppose  $\alpha > \beta$ . Then (implicitly by E3),

$$\alpha > \beta \Rightarrow \alpha + \alpha' > \beta + \alpha'.$$

Since  $\alpha + \alpha' = \pi$ , angles  $\beta, \alpha'$  satisfy the requirement of the parallel axiom, i.e.,  $\beta + \alpha' < \pi$  and straight lines  $l, p$  meet, contrary to initial assumption.



**Fig. 3.** *Elements*, I.29 schematized (left). Hartshorne’s version (right)

In contrast, Hartshorne’s proof of I.29 rests on the axiom stating there is exactly one line through the point  $A$  parallel to  $p$  (see Fig. 3). Then, if  $\alpha \neq \beta$ , a line  $l'$  through  $A$  making angle  $\beta$  with  $n$ , by I.27, is parallel to  $p$  – it contradicts the uniqueness of a parallel line through  $A$ . Euclid’s proof, thus, implies an intersection point of  $l$  and  $p$ , Hartshorne’s – a second parallel line to  $p$ .

## 4 Existence

### 4.1 Existence via Hilbert axioms

Tables in sections § 1–2 expound grounds for introducing points, namely: a point is (1) an end of a given line segment, (2) a random point on a line segment, a straight line, a half-line, or a circle, (3) a circle-circle, circle-line, or line-line intersection point. Their existence is covered by Hilbert axioms of *Incidence*, *Betweenness*, and *Pasch*, while circle-circle and circle-line intersection points require the circle-circle axiom. Propositions I.7 and I.27 bring in other cases: (4) a random point on the plane, (5) a vertex of a triangle that exists owing to the definition of parallel lines.

Hilbert’s characterization of a plane does not explain case I.7: the axiom on the existence of three non-colinear points allows to introduce triangle  $ABC$  (see Fig. 2), yet, there are no grounds for point  $D$  in the Hilbert system. Similarly, Euclid assumes point  $D$  while none of the above rules (1)–(3) guarantee its existence, and indeed, the very proposition does not include a construction part. Commenting on I.7, Hartshorne points out the implicit argument on *betweenness*, but does not report the suspicious status of  $D$  (see [9], 96, 99).

Ad I.27. Until proposition I.29, Euclid’s arguments do not rely on the parallel postulate, yet, in I.27, aiming to show  $AB \parallel CD$ , given that  $\angle AEF = \angle EFD$  (see Fig. 4), he invokes definition of parallel lines: “Parallel lines are straight-lines which, being in the same plane, and being produced to infinity in each direction, meet with one another in neither” (I def. 23).

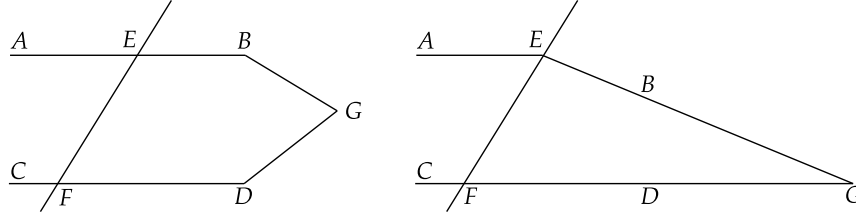


Fig. 4. *Elements*, I.27 (left). Triangle assumed in the proof (right).

The proof proceeds *reductio ad absurdum* mode and starts with the claim: “if not, being produced,  $AB$  and  $CD$  will certainly meet together”. Suppose, thus,  $AB$  and  $CD$  are not parallel and meet in  $G$ , then, in triangle  $EFG$ , the external angle  $\angle AEF$  is equal to the internal and opposite angle  $\angle EFD$ , but by I.16,  $\angle AEF$  is also greater than  $\angle EFD$ . Hence,  $\angle AEF = \angle EFD$  and  $\angle AEF > \angle EFD$ . *The very thing is impossible.*

The rationale for point  $G$  lies in the definition of parallel lines rather than in construction with straightedge and compass.  $G$  is not, and cannot be determined as an intersection of lines  $AB$  and  $CD$ : straight lines  $AB$  and  $CD$  do not meet in either absolute or Euclidean geometry.

Summing up, points  $D$ , in I.7, and  $G$ , in I.27, constitute impossible figures that can not be constructed with a straightedge and compass. Similar arguments apply to the figure I.39 and those in Book III accompanying propositions 2, 10, 13, 16, 23, 24. Generally, such impossible figures reveal Euclid’s struggle with foundational problems: I.39 aims to link the theory of equal figures and parallel lines, those in Book III – making the foundations of trigonometry.

## 4.2 Existence and *co-exact attributes*

Euclid proposition I.1 is a model example for the proponents of diagrammatic thinking. The enunciation of the proposition introduces point  $C$  depicted on the accompanying diagram through the following phrase “the point  $C$ , where the circles cut one another” (see Fig. 5). It is not the case one has to read off from the diagram that involved circles intersect. The circle-circle axiom is not explicitly assumed, but it is not the only tacit supposition of the *Elements*. Modern geometry studies how it relates to other axioms and how it affects the characterization of a plane. The key result in that respect states: if  $\mathbb{F} \times \mathbb{F}$  is a Cartesian plane over an ordered field  $(\mathbb{F}, +, \cdot, 0, 1, <)$ , the field is closed under the square operation iff the circle-circle axiom is satisfied on  $\mathbb{F} \times \mathbb{F}$  ([9], 144).

Let us consider now Manders’ claim on *co-exact attribute* as it explicitly refers to I.1. It reads: “Co-exact attributes are those conditions which are unaf-

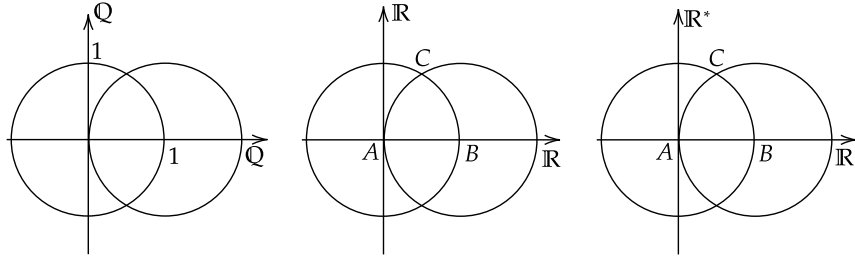


Fig. 5. Circles on non-Euclidean and Euclidean planes

ected by some range of every continuous variation of a specified diagram [...] or the existence of intersection points such as those required in Euclid I.1 (which is unaffected no matter how the circles are to some extent deformed)” ([13], 92).

The key concepts here are *deformation* and *continuous variation*. Manders suggest reference to topological *deformations*, yet does not provide any details. Taken literally, they require specification of the plane on which a diagram lays. Instead of any *deformation*, we consider diagram I.1 on three planes:  $\mathbb{Q} \times \mathbb{Q}$ ,  $\mathbb{R} \times \mathbb{R}$ , and  $\mathbb{R}^* \times \mathbb{R}^*$  (see Fig. 5).<sup>9</sup> The second and third are models of the Euclidean planes as fields of real and hyperreal numbers are closed under the square root operation, while the first is not a Euclidean plane. Due to calculations, we get to know that on the plane  $\mathbb{Q} \times \mathbb{Q}$  the intersection point of circles does not exist. However, from the cognitive perspective, one and the same diagram represents circles in these three various mathematical contexts.<sup>10</sup> Thus, with no deformation of the diagram, but by switching from one mathematical context to another we get or not that the intersection point of the circles exists.

## 5 Inequalities and *co-exact* attributes

In his analysis of proposition I.6, Manders interprets Euclid’s argument  $\triangle DBC$  is smaller than  $\triangle ABC$  in terms of part-whole relation read-off from the diagram ([13], 109–110). On another occasion, he explicitly writes: “A strict inequality may be reduced [...] to a proper-part relationship in the diagram” ([13], 112).

In [3], we provide a detailed analysis of Common Notion 5 showing it does not reduce to part-whole relation. In short, logical analysis gives the following formula for CN5:  $a + b > a$ , where  $a + b$  stands for *the whole* and  $b$  – for *its part*, and  $a + b$ ,  $a$ ,  $b$  have to be of the same kind (triangles or angles). Given that interpretation, triangle  $ADB$  is not a Euclidean part of triangle  $ACB$ ; similarly, the gray angle is not a Euclidean part of the angle  $CAB$ , as represented in Fig. 6.

<sup>9</sup>  $\mathbb{R}^*$  is the set of hyperreals (see § 6 below); circles with radius 1 have centers at  $(0, 0)$  and  $(0, 1)$ .

<sup>10</sup> As for  $\mathbb{Q} \times \mathbb{Q}$ , we get sure that circles look like continuous objects due to a technical result such as [15].

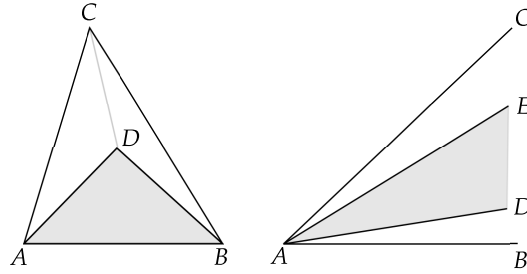


Fig. 6. Non-Euclidean parts

Euclid’s I.32 sets another challenge for the diagrammatic philosophy. Fereirós reads it out as follows: “Most of the proof steps involve exact information, dealing with equalities of angles, and they depend on previous theorems (I.31, I.29) and common notions 2. Only two steps involve co-exact information, bringing in attributions read from the diagram”, namely, that  $\angle ACD$  covers  $\angle AGE$  and  $\angle EGD$  “is co-exact because it has to do with part-whole relation and it is not affected by deformation” ([6], 135–136).

Here is our interpretation (see Fig. 7). Euclid transports angle  $\alpha$  to point  $C$ , and draws  $CE$ , which, by I.27, is parallel to  $AB$ . Hence, by I.29,  $\angle ECD = \beta$ , and angles at  $C$  sum up to “two right angles”,  $\gamma + \alpha + \beta = \pi$ .

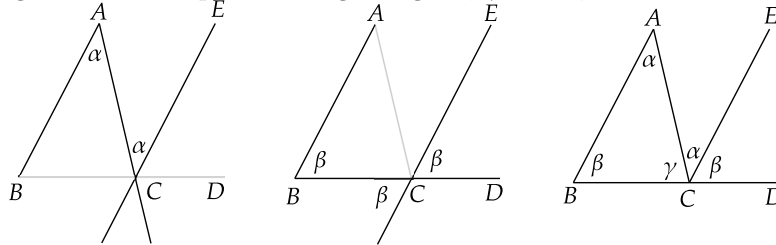


Fig. 7. Proof of I.32 schematized.

Now,  $CE$  lies inside angle  $ACD$  because, by I.17,  $\gamma + \alpha < \pi$ . It is not the case, thus, that the only way to get that information is to read it from the diagram.

## 6 Existence meets Inequalities

### 6.1 Semi-Euclidean plane

In this section, we present a model of semi-Euclidean plane, i.e., a plane in which angles in a triangle sum up to  $\pi$  yet the parallel postulate fails. [9], p. 311, introduces that term, but the very idea originates in Max Dehn’s 1900 [5], § 9, which built such a model owing to a non-Archimedean Pythagorean field. Dehn ex-

explored a non-Euclidean field introduced already in Hilbert [11], § 12.<sup>11</sup> We employ the Euclidean field of hyperreal numbers. On the Cartesian plane over hyperreals, the circle-circle and circle-line intersection axioms are satisfied, meaning one can mirror Euclid’s straightedge and compass constructions. To elaborate, let us start with the introduction of the hyperreal numbers.

An ordered field  $(\mathbb{F}, +, \cdot, 0, 1, <)$  is a commutative field together with a total order that is compatible with sums and products. In such a field, one can define the following subsets of  $\mathbb{F}$ :

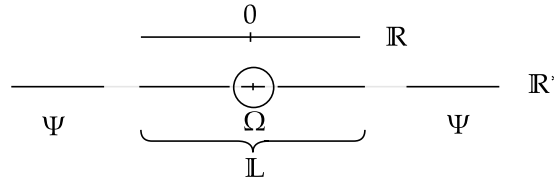
$$\begin{aligned} \mathbb{L} &= \{x \in \mathbb{F} : (\exists n \in \mathbb{N})(|x| < n)\}, \\ \Psi &= \{x \in \mathbb{F} : (\forall n \in \mathbb{N})(|x| > n)\}, \\ \Omega &= \{x \in \mathbb{F} : (\forall n \in \mathbb{N})(|x| < \frac{1}{n})\}. \end{aligned}$$

They are called limited, infinite, and infinitely small numbers, respectively. Here are some relationships helpful to pursue our arguments.

$$\begin{aligned} (\forall x, y \in \Omega)(x + y \in \Omega, xy \in \Omega), \\ (\forall x \in \Omega)(\forall y \in \mathbb{L})(xy \in \Omega), \\ (\forall x \neq 0)(x \in \Omega \Leftrightarrow x^{-1} \in \Psi). \end{aligned}$$

To clarify our account, let us observe the following equality  $\Omega = \{0\}$  is a version of the well-known Archimedean axiom. Since real numbers form the *biggest* Archimedean field, every field extension of  $(\mathbb{R}, +, \cdot, 0, 1, <)$  includes positive infinitesimals.

Let  $\mathcal{U}$  be a non-principal ultrafilter on  $\mathbb{N}$ . The set of hyperreals is defined as a reduced product  $\mathbb{R}^* = \mathbb{R}^{\mathbb{N}}/\mathcal{U}$ . Sums, products, and the ordered are introduced pointwise. A reader can take for granted that the field of hyperreals  $(\mathbb{R}^*, +, \cdot, 0, 1, <)$  extends real numbers, hence, includes infinitesimals and infinite numbers; moreover, it is closed under the square root operation (see [2], [1]). Fig. 8 represents in a schematized way a relationship between  $\mathbb{R}$  and  $\mathbb{R}^*$ , as well as between  $\mathbb{L}$ ,  $\Psi$ , and  $\Omega$ .



**Fig. 8.** The line of real numbers and its extension to hyperreals

Due to the proposition 16.2 ([9], 144), the Cartesian plane over the field of hyperreals is a model of Euclidean plane, with straight lines and circles given by equations  $ax + by + c = 0$ ,  $(x - a)^2 + (y - b)^2 = r^2$ , where  $a, b, c, r \in \mathbb{R}^*$ ; angles between straight lines are defined as in the Cartesian plane over the field of real numbers. Specifically, on the plane  $\mathbb{R}^* \times \mathbb{R}^*$ , angles in triangles sum up to  $\pi$ . Parallel lines are of the form  $y = mx + b$  and  $y = mx + c$ , while a perpendicular to the line  $y = mx + b$  is given by the formula  $y = -\frac{1}{m}x + d$ .

<sup>11</sup> See also [9], § 18. Example 18.4.3 expounds Dehn’s model.

Now, take us a subspace  $\mathbb{L} \times \mathbb{L}$  of the plane  $\mathbb{R}^* \times \mathbb{R}^*$ . On that plane, circles are defined by analogous formula, namely  $(x - a)^2 + (y - b)^2 = r^2$ , where  $a, b, r \in \mathbb{L}$ , while every line in  $\mathbb{L} \times \mathbb{L}$  is of the form  $l \cap \mathbb{L} \times \mathbb{L}$ , where  $l$  is a line in  $\mathbb{R}^* \times \mathbb{R}^*$ . Since we want plane  $\mathbb{L} \times \mathbb{L}$  include lines such as  $y_1 = \varepsilon x$ , where  $\varepsilon \in \Omega$ , it has also to include the perpendicular  $y_2 = \frac{-1}{\varepsilon}x$ , but  $\frac{-1}{\varepsilon} \notin \mathbb{L}$ . Formula  $l \cap \mathbb{L} \times \mathbb{L}$ , where  $l = ax + by + c$  and  $a, b, c \in \mathbb{R}^*$  guarantees the existence of the straight line  $y_2$  in  $\mathbb{L} \times \mathbb{L}$ . Finally, the interpretation of angle is the same as in the model  $\mathbb{R}^* \times \mathbb{R}^*$ .

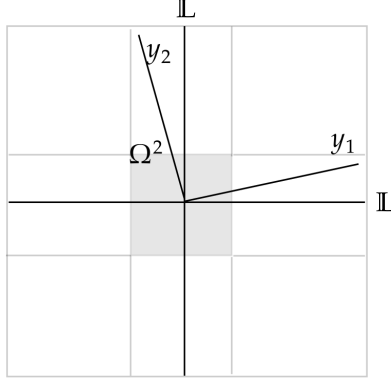


Fig. 9. Perpendicular lines with infinitesimal and infinitely large slopes

Explicit checking shows that the model characterized above satisfies all Hilbert axioms of non-Archimedean plane geometry plus the circle-circle and line-circle axioms, except parallel axiom; the more general theorem concerning Hilbert planes also justifies our model, namely [9], p. 425, theorem, 43.7 (a).

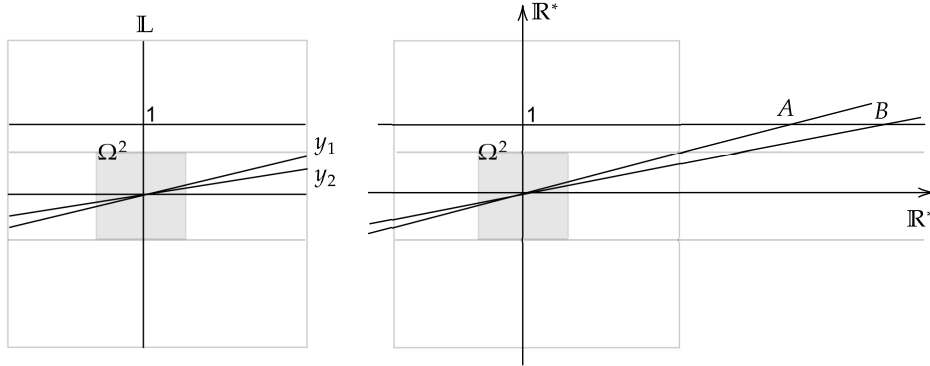


Fig. 10. Non-Euclidean plane  $\mathbb{L} \times \mathbb{L}$  (left) vs. Euclidean plane  $\mathbb{R}^* \times \mathbb{R}^*$  (right)

With regard to parallel lines, let us consider the horizontal line  $y = 1$  and two specific lines through  $(0, 0)$ ,  $y_1 = \varepsilon x, y_2 = \delta x$ , where  $\varepsilon, \delta \in \Omega$ . (see Fig. 10). Since  $\Omega\mathbb{L} \subset \Omega$ , the following inclusions hold  $y_1, y_2 \subset \mathbb{L} \times \Omega$ . In other words, values of maps  $y_1(x), y_2(x)$  are infinitesimals, given that  $x \in \mathbb{L}$ . The same obtains for any line of the form  $y = \mu x$ , with  $\mu \in \Omega$ . Since there are infinitely many

infinitesimals, there are infinitely many lines through  $(0, 0)$  not intersecting the horizontal line  $y = 1$ .

Since every triangle in  $\mathbb{L} \times \mathbb{L}$  is a triangle in  $\mathbb{R}^* \times \mathbb{R}^*$ , it follows that angles in a triangle on the plane  $\mathbb{L} \times \mathbb{L}$  sum up to  $\pi$  (see Fig. 11).

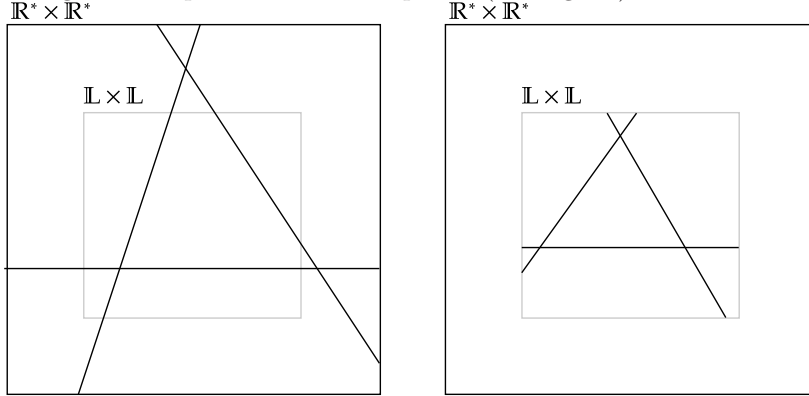


Fig. 11. Triangles in Euclidean plane  $\mathbb{R}^* \times \mathbb{R}^*$  and its subspace  $\mathbb{L} \times \mathbb{L}$

## 6.2 Exact attributes on the semi-Euclidean plane

Let us go back to Manders’ claim “Exact attributes are those which, for at least some continuous variation of the diagram, obtain only in isolated cases; paradigmatically, straightness of lines or equality of angles (neither of which survive any except exceptional types of deformation, no matter how small)”.

In Fig. 10, points  $A = (\frac{1}{\epsilon}, 1)$ ,  $B = (\frac{1}{\delta}, 1)$  are intersections of  $y_1, y_2$  with the horizontal line  $y = 1$  on the plane  $\mathbb{R}^* \times \mathbb{R}^*$ . Vertical line  $x = 0$  falls on  $y = 1$  and  $y_1$  making internal angles less than  $\pi$ . Switching from  $\mathbb{R}^* \times \mathbb{R}^*$  to  $\mathbb{L} \times \mathbb{L}$ , we do not modify *straightness of lines or equality of angles* as far as it regards the diagram on  $\mathbb{L} \times \mathbb{L}$ , however, there is nothing in the diagram which informs us whether they intersect or not. Knowing plane characteristics, we can infer they intersect, given that being on  $\mathbb{R}^* \times \mathbb{R}^*$ . The clue is the diagrammatic philosophy does not impose any restrictions on Euclid’s clause “being produced to infinity”. As focused on a diagram, it does not have means to decide whether lines meet beyond a diagram.

Possibly, the claim on *straightness of lines or equality of angles* is designed to exclude hyperbolic representations of lines and angles. Indeed, in the Poincare model, straight lines are circles and angles are determined between tangents; in the Klein model, straight lines are straight, while angles are retrieved from the Poincare model. Both models then change the diagrammatic representation of straight lines and angles. In the plane  $\mathbb{L} \times \mathbb{L}$ , straight-lines are usual straight-lines, angles are usual angles; moreover, triangles are Euclidean, there are also squares and usual perpendicular lines. Yet, there are no instruments in the diagrammatic tool-box to reveal a non-Euclidean character of that plane. It is

because diagrammatic perspective is local, while the phenomenon of parallelism requires a global perspective.

## References

1. Błaszczyk, P.: Galileo's paradox and numerosities. *Zagadnienia Filozoficzne w Nauce* **70**, 73–107 (2021).
2. Błaszczyk, P.: A Purely Algebraic Proof of the Fundamental Theorem of Algebra. *AUPC* **8**, 6–22 (2016); <https://didacticamath.up.krakow.pl/article/view/3638>
3. Błaszczyk, P. Mrówka, K., Petiurenko, A.: Decoding Book II of the *Elements*. *AUPC* **12**, 39–88 (2020); <https://didacticamath.up.krakow.pl/article/view/8462>
4. Błaszczyk, P., Petiurenko, A.: Euclid's proportion revised. *AUPC* **11**, 37–61 (2019). <https://didacticamath.up.krakow.pl/index.php/aupcsdmp/article/view/6901>
5. Dehn, M.: Legendre'schen Sätze über die Winkelsumme im Dreieck. *Mathematische Annalen* **53**(3), 404–439 (1900).
6. Ferreirós, J.: *Mathematical Knowledge and the Interplay of Practices*. Princeton University Press, Princeton (2016).
7. Fitzpatrick, R.: *Euclid's Elements of Geometry* translated by R. Fitzpatrick (2007); <http://farside.ph.utexas.edu/Books/Euclid/Elements.pdf>
8. Greenberg, M.: *Euclidean and non-Euclidean Geometries*. Freeman, N York (2008).
9. Hartshorne, R.: *Geometry: Euclid and Beyond*. Springer, New York (2000).
10. Heiberg, J.: *Euclidis Elementa*. Vol. I. Teubneri, Lipsiae (1883).
11. Hilbert, D.: *Grundlagen der Geometrie*. Festschrift Zur Feier Der Enthüllung Des Gauss-Weber-Denkmal in Göttingen. Teubner, Leipzig (1899), 1–92.
12. Hilbert, D.: Über den Zahlbegriff. *Jahresbericht der Deutschen Mathematiker-Vereinigung* **8**, 180–184 (1900).
13. Manders, K.: The Euclidean Diagram. In: P. Mancosu (ed.): *Philosophy of Mathematical Practice*, Oxford University Press, Oxford (2008), 80–136.
14. Martin, G.: *Geometric Constructions*. Springer, Berlin (1998).
15. Tan, L.: The group of rational points on the unit circle. *Mathematics Magazine* **69**(3), 162–171 (1996).