

Equilibria in Network Constrained Energy Markets^{*}

Giacomo Como^{*} Fabio Fagnani^{*} Leonardo Massai^{*}

^{} Department of Mathematical Sciences “G.L. Lagrange”, Politecnico di Torino, Corso Duca degli Abruzzi 24, 10129 Torino, Italy
(e-mail: {leonardo.massai,giacomo.como,fabio.fagnani}@polito.it).*

Abstract: We study an energy market composed of producers who compete to supply energy to different markets and want to maximize their profits. The energy market is modeled by a graph representing a constrained power network where nodes represent the markets and links are the physical lines with a finite capacity connecting them. Producers play a networked Cournot game on such a network together with a centralized authority, called market maker, that facilitates the trade between geographically separate markets via the constrained power network and aims to maximize a certain welfare function. We first prove a general result that links the optimal action of the market maker with the capacity constraint enforced on the power network. Under mild assumptions, we study the existence and uniqueness of Nash equilibria and exploit our general result to prove a connection between capacity bottlenecks in the power network and the emergence of price differences between different markets that are separated by saturated lines, a phenomenon that is often observed in real power networks.

Keywords: Game theory, Energy systems, Networked systems, Game theory for natural resources, Power systems.

1. INTRODUCTION

The studying of network effects in modern marketplaces has attracted a considerable amount of attention in recent years. In particular, a growing body of literature has pointed out how classical models of competition that often feature several producers operating in a single, isolated market, fail to capture the growing interconnectedness that characterizes power systems, transportation and infrastructure networks and so on. These complex interconnections among different agents turn out to be crucial to properly modeling and understanding emergent features of modern marketplaces. Consequently, several works in literature are devoted to studying networked models of competition. In Abolhassani et al. (2014); Bimpikis et al. (2014) authors extend the classical model of Cournot competition by considering multiple firms operating in different markets. In this setting, a sort of bipartite graph arises, coupling producers and markets via the non separability of each producer’s cost function in the markets it participates in.

Other works have focused on specific applications, for instance electricity power models where the physical network connecting different markets is fundamental. In Barquín and Vázquez (2005) and Barquin and Vazquez (2008) a constrained power network connecting different markets and producers following a Cournot competition scheme is considered and the authors develop an iterative algo-

rithm for finding the Nash equilibrium, which considers how the production at a certain node affects the whole network, and consequently explains the opportunities for the producers of exercising market power. In Neuhoff et al. (2005) a numerical estimation of how sensitive Nash equilibria are in a networked Cournot competition in a transmission-constrained electricity market is performed, highlighting that Cournot equilibria are indeed highly sensitive to assumptions about market design. A two-settlement electricity markets with the forward market and the spot market is introduced in Yao et al. (2008), which accounts for flow congestion, demand uncertainty, system contingencies, and market power. The model assumes linear demand functions, quadratic generation cost functions, and a lossless DC power network.

Our paper fits into this growing literature on networked Cournot competition and, in particular, takes cue from the work of Cai et al. Cai et al. (2019) where networked Cournot competition among multiple energy producers is studied together with the presence of an additional player called market maker, a centralized authority that moves supply between geographically separate markets via the constrained power network to achieve a desirable state of the system. Their focus is on understanding the consequences of the design of the market maker utility function and providing tools for optimal design.

We should mention that the Cournot competition tailored to energy markets usually contrasts with other popular Cournot game schemes where producers decide their production quantities (a vector) over a whole set of markets. In this latter scheme, the producers readily consider both

^{*} This work was supported by Ministero dell’Istruzione, dell’Università e della Ricerca [Grant E11G18000350001 and Research Project PRIN 2017 “Advanced Network Control of Future Smart Grids”] and the Compagnia di San Paolo.

production and distribution of a certain good in their decision-making process, and thus no market maker is introduced into the game. The aforementioned scheme is considered for example in Pavel (2020); Bianchi and Grammatico (2021); Belgioioso et al. (2021). However, this kind of competition without intermediaries nor market-to-market energy exchange is not realistic when modeling an energy market. The complexity and the broad impact of energy marketplaces on the whole environmental and economic policy of a government typically leads to (and often necessitates) the emergence of intermediaries. In these markets, a centralized authority typically solves a dispatch problem by utilizing the offers/bids from the generators/retailers and aims to maximize some metric of social welfare subject to the operational constraints of the grid. This is exactly the model that we want to capture by considering a market maker that plays a specific role with respect to transport and trade of energy between markets. By doing so, the market maker is also a key figure in matching the demand and supply of power and, as an independent regulated entity, it further designs rules, via the choice of its utility function, to limit the possible exercise of market power by the producers. All these aspects cannot be modeled if producers are in charge of the total quantity supplied as well as distribution.

In this paper, we model the energy market by means of a graph that represents a constrained power network where nodes represent the markets and links are the physical lines with a finite capacity connecting them. Producers play a networked Cournot game on such a network together with a market maker that aims to procure supply from one market and transport it to a different market in order to maximize a certain welfare function. In contrast to Cai et al. (2019), we weaken some assumptions on the price and cost functions and we do not focus on the design of the market maker's utility function but rather on the studying the Nash equilibria of the game and on highlighting the impact of the capacity constraints on such equilibria. More specifically, our main result holds under extremely mild assumptions on the market maker's utility function and it establishes a fundamental connection between the optimal action of the market maker and the capacity constraint. We proceed by increasingly adding more structure on the market maker and producers' utility functions. To begin with, we prove existence of Nash equilibria under standard concavity hypotheses; moreover, when the market maker's utility function is equal to the well studied Marshallian welfare (see Tsitsiklis and Xu (2012)), we prove that the considered game is potential and admits a unique Nash equilibrium that can be efficiently found by solving a concave optimization problem. In this more particular setting, our main result establishes that, at equilibrium, if there is a mismatch between prices at different markets this implies the existence of a saturated cut in the network dividing those markets, i.e., there exists a set of links connecting markets with different prices that are at full capacity at equilibrium. This result formally proves a connection between price differences and capacity constraints, a phenomenon that is often documented in real-world power networks U.S. Energy Information Administration (2021), Enerdynamics (2020).

Markets set and constrained power network

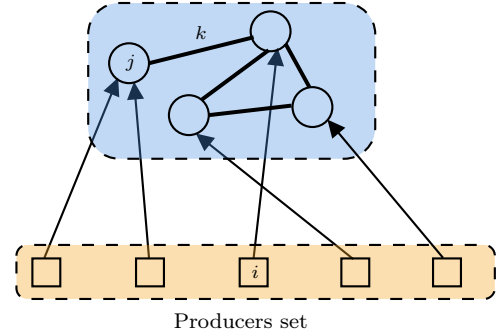


Fig. 1. Representation of an energy market with a constrained power network linking different markets.

The rest of the paper is organized as follows. The remainder of this section is devoted to the introduction of some notational conventions used throughout the paper. In section 2 we present the model of networked Cournot competition on power networks that is the object of our study. In section 3 we present our findings, starting with our main contribution that, under very mild assumptions on the market maker's utility function, establishes a key connection between optimal actions of the market maker and saturated cuts in the power network. Afterward, we add a few standard hypotheses on the producers and market maker's utility functions and this allows us to prove results concerning the existence and uniqueness of the Nash equilibria. Moreover, in this particular setting we prove a Corollary of our main result that links the emergence of price differences with capacity bottlenecks in the power network at equilibrium. This Section is complemented with an Example that shows our results on a simplified Italian power network model. Finally, in section 4 we draw some conclusions and discuss current and future research.

Throughout the paper we shall denote vectors with lower case, matrices with upper case, and sets with calligraphic letters. We indicate with $\mathbb{1}$ the all-1 vector and with I the identity matrix, regardless of their dimension. Moreover, given a path γ in a directed graph with l links, we will denote with $\mathbb{1}_\gamma \in \{0, 1\}^l$ the vector whose generic component is equal to 1 if and only if the link associated to that component belongs to the path γ . Finally, we denote with δ_j the j -th component of the canonical basis of \mathbb{R}^n .

2. THE MODEL

We consider n competing producers that choose a production quantity q_i with production cost functions $\Psi_i(q_i)$, $1 \leq i \leq n$ and m markets with total consumption d_j and price function $P_j(d_j)$, $1 \leq j \leq m$. The markets are connected by l links with finite capacity c_k , $1 \leq k \leq l$. We assume that the market network forms a connected graph, in other words, there are no isolated markets. In Fig. 1 we represent the constrained power network between the markets and the producers that are linked to them as a sort of bipartite graph. We collect the production quantities in the vector $q \in \mathbb{R}_+^n$, the capacities in $c \in \mathbb{R}_+^l$ while the vector $f \in \mathbb{R}^l$ is the flow of production quantity that the market maker moves around the network.

The network model can be described by means of two matrices: $B \in \{0, \pm 1\}^{m \times l}$ is the node-link incidence matrix (with arbitrary orientation) and $H \in \{0, 1\}^{n \times m}$ is the producer-market incidence matrix. With this in mind, the total consumption vector $d \in \mathbb{R}^m$, i.e., the vector collecting the total quantity of energy consumed in each market, can be simply written as $d = Bf + H^\top q$ where $r = Bf$ is the quantity moved in/out of the markets by the market maker and $H^\top q$ is the total quantity made by all producers in each market.

The competition is modeled as a game with $n + 1$ players (the n producers plus the market maker) where: every producer $i = 1, \dots, n$ chooses to produce a quantity of energy $q_i \geq 0$ aiming at maximizing its utility

$$u_i(q_i, q_{-i}, f) = q_i \sum_{j=1}^m H_{ij} P_j \left((Bf + H^\top q)_j \right) - \Psi_i(q_i), \quad (1)$$

the market maker chooses a flow vector $f \in \mathbb{R}^l$ satisfying the capacity constraints $|f| \leq c$ aiming at maximizing its utility

$$w : \mathbb{R}^l \times \mathbb{R}_+^n \mapsto \mathbb{R}, \quad w \in \mathcal{C}^1. \quad (2)$$

It is useful to also define the utility of the market maker in the case when it depends on f only through the term $r = Bf$, an assumption that we will use later on. In such a case we write the utility as a function v such that

$$v : \mathbb{R}^m \times \mathbb{R}_+^n \mapsto \mathbb{R}, \quad v(r, q) = w(f, q) \forall f, q. \quad (3)$$

Notice that the utility (1) of every producer represents its net profit (i.e., the difference between the total revenue $q_i \sum_{j=1}^m H_{ij} P_j \left((Bf + H^\top q)_j \right)$ and the production cost $\Psi_i(q_i)$). On the other hand, notice that we are not specifying any particular utility for the market maker and at this point we only require it to be a differentiable function of f and q .

Throughout, we shall refer to the model described above as a networked Cournot game with market maker. A (Nash) equilibrium for this game is a tuple (q^*, f^*) such that

$$u_i(q_i^*, q_{-i}^*, f^*) \geq u_i(q_i, q_{-i}^*, f^*), \text{ for all } q_i \in \mathbb{R}_+ \\ w(f^*, q^*) \geq w(f, q^*), \text{ for all } f \in \mathbb{R}^l \text{ such that } |f| \leq c.$$

we shall also write $r^* = Bf^*$ when we make use of the function v defined in (3).

3. MAIN RESULTS

In this section we present the main results of this paper. We start by stating our most general result that, as mentioned before, establishes a key connection between the optimal action made by the market maker and the capacity constraint.

Theorem 1. Assume that $w(f, q)$ depends on f only through the term $r = Bf$ so that we can make use of the function v defined in (3), and $\forall q \in \mathbb{R}_+^n$

$$f^* = \arg \max_{0 \leq f \leq c} v(r, q) = \arg \max_{0 \leq f \leq c} w(f, q) \quad (4)$$

$$\exists i, j \text{ such that } \frac{\partial}{\partial r_i} v(r^*, q) < \frac{\partial}{\partial r_j} v(r^*, q) \quad (5)$$

then,

- (1) it exists a saturated $i - j$ cut, i.e., there exists $\mathcal{U} \subseteq \{1, \dots, m\}$ such that

$$h \in \mathcal{U}, j \notin \mathcal{U} \quad f_k^* = \begin{cases} c_k & \text{if } k \text{ from } \mathcal{U} \text{ to } \mathcal{U}^c \\ -c_k & \text{if } k \text{ from } \mathcal{U}^c \text{ to } \mathcal{U} \end{cases}.$$

Here \mathcal{U}^c denotes the complement of the set \mathcal{U} (see Fig. 2).

- (2) There is no flow on any $j - i$ path.

Proof.

- (1) Let f^* be such that (4) holds. Assume that no $i - j$ cut is saturated, then, it exists a path γ from i to j and a value $\bar{\varepsilon} > 0$ such that $f^* + \varepsilon \mathbf{1}_\gamma \leq c \quad \forall \varepsilon$ such that $0 \leq \varepsilon \leq \bar{\varepsilon}$.

Now, taking the derivative with respect to ε yields:

$$\frac{\partial}{\partial \varepsilon} v(B(f^* + \varepsilon \mathbf{1}_\gamma), q) \Big|_{\varepsilon=0} \quad (6)$$

$$= \frac{\partial}{\partial \varepsilon} v(r^* + \varepsilon(\delta_j - \delta_i), q) \Big|_{\varepsilon=0} \quad (7)$$

$$= (\delta_j - \delta_i)^\top \nabla_r v(r^* + \varepsilon(\delta_j - \delta_i), q) \Big|_{\varepsilon=0} \quad (8)$$

$$= \frac{\partial}{\partial r_j} v(r^*, q) - \frac{\partial}{\partial r_i} v(r^*, q) > 0. \quad (9)$$

Where we have used the chain rule and the fact that $B \mathbf{1}_\gamma = \delta_j - \delta_i$.

The latter inequality proves that we can find a $\varepsilon^* > 0$ such that $w(f^*, q) < w(f^* + \varepsilon^* \mathbf{1}_\gamma, q)$ while still satisfying the capacity constraint $0 \leq f^* + \varepsilon^* \mathbf{1}_\gamma \leq c$, which contradicts hypothesis (4), hence, a saturated $i - j$ cut must exist.

- (2) Assume that it exists a $j - i$ path γ with positive flow on it. This means that we can always take a value $\varepsilon > 0$ such that $f^* - \varepsilon \mathbf{1}_\gamma \geq 0$. Then, following the same argument used for proving point 1) we can write:

$$\frac{\partial}{\partial \varepsilon} v(B(f^* - \varepsilon \mathbf{1}_\gamma), q) \Big|_{\varepsilon=0} \quad (10)$$

$$= \frac{\partial}{\partial \varepsilon} v(r^* - \varepsilon(\delta_i - \delta_j), q) \Big|_{\varepsilon=0} \quad (11)$$

$$= (\delta_j - \delta_i)^\top \nabla_r v(r^* - \varepsilon(\delta_i - \delta_j), q) \Big|_{\varepsilon=0} \quad (12)$$

$$= \frac{\partial}{\partial r_j} v(r^*, q) - \frac{\partial}{\partial r_i} v(r^*, q) > 0. \quad (13)$$

This proves that we can find a $\varepsilon^* > 0$ such that $w(f^*, q) < w(f^* - \varepsilon^* \mathbf{1}_\gamma, q)$, which contradicts again hypothesis (4), hence, no path $j - i$ with positive flow can exist.

We can notice that Theorem 1 is essentially a technical result that deals with the (not necessarily unique) maximizers f^* of w and saturated cuts in the network described by the matrix B . This result requires little to no assump-

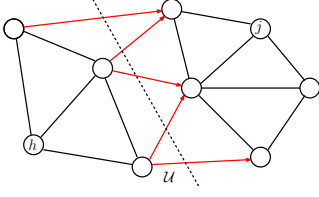


Fig. 2. A cut in a network.

tion on the function w and can indeed be completely decoupled from the game theoretical aspect of the model (notice that the utility of producers plays no role). It states that whenever the market maker "plays" the best move f^* by maximizing its utility and that creates a mismatch in values between derivatives of the utility with respect to the total quantity r injected into some nodes, then there must be a cut dividing those nodes consisting of links that are at maximum capacity under the optimal flow f^* . This is particularly relevant as it poses specific restrictions on the flow chosen by the market maker given a certain capacity constraint and could be relevant for the optimal design of the utility function w by the market maker itself. Moreover, condition (5) has a very natural interpretation in terms of a price mismatch when we chose a commonly used form for w as we will show in the following.

We are now ready to add a few standard assumptions to the model. This allows us to study existence and uniqueness of Nash equilibria as well as to specialize Theorem 1 for a particular welfare function w .

More in details, the model is studied under the following assumptions on the cost/price functions and producers to markets relationships:

- (a) For all $1 \leq i \leq n$ and $1 \leq j \leq m$, Ψ_i and P_j are \mathcal{C}^2 with $\Psi'_i \geq 0$, $\Psi''_i \geq 0$, $P'_j < 0$, $P''_j \leq 0$ and it exists $\bar{q} \in (0, +\infty)$ such that $P_j(\bar{q}) = 0$.
- (b) Each producer sells on single market: $\sum_{j=1}^m H_{ij} = 1$.
- (c) The function w is given by

$$w(f, q) = \sum_{j=1}^m \int_0^{(Bf + H^\top q)_j} P_j(s) ds - \sum_{i=1}^n \Psi_i(q_i). \quad (14)$$

Assumption (a) collects some standard conditions on regularity and concavity of functions Ψ and P .

A few comments on assumption (b) are in order. Although having producers selling on a single market may appear quite restrictive, this is actually what happens in most energy marketplaces. In Italy for instance, there are essentially three big markets for electricity (north, center and south) and producers make offers/bids in that specific market. The actual dispatch of energy between markets is operated by a centralized authority, in this case the market maker. From a technical perspective, dropping assumption (b) makes it unclear whether the resulting game remains potential (see Theorem 2).

Finally, assumption (c) gives us a specific form for the utility w to work with. This corresponds to the so-called Marshallian welfare that is widely used in this framework (see Tsitsiklis and Xu (2012)) and can be interpreted as

the difference between the aggregate consumer surplus and the total production cost. Notice that this specific form for the market maker's utility only depends on f through the term $r = Bf$ and can be written as a function $v(r, q)$ as defined in (3).

Now that we have stated the main hypotheses, we are ready to present the following result that deals with existence and uniqueness of equilibria.

Theorem 2. Consider a networked Cournot game satisfying assumptions (a) and (b). Then,

- There exists an equilibrium (q^*, f^*) ;
- Assume that assumption (c) also holds true and the price functions are affine with $P'_j = -\beta_j < 0$ for $1 \leq j \leq m$ as well, then the game is potential with unique equilibrium given by

$$(q^*, f^*) = \operatorname{argmax}_{q \geq 0, |f| \leq c} \left[w(f, q) - \frac{1}{2} \sum_{j=1}^m \beta_j (H^\top q^2)_j \right]. \quad (15)$$

Proof.

- By assumption (a), for all $1 \leq j \leq m$ it exists $\bar{r} \in (0, +\infty)$ such that $P_j(\bar{r}) = 0$ and because P_j is a monotone decreasing function, we have that $P_j(r_j) \leq 0 \forall r_j \geq \bar{r}$. In our case this implies that, for a fixed f such that $|f| \leq c$, the utility of the generic producer i (1) becomes non-positive for $(Bf + H^\top q)_k \geq \bar{r}$ where k is the only index such that $H_{ik} = 1$ (assumption (b)). Notice that, in particular, the utility is certainly non-positive for $q_i \geq \bar{r} + (Bc)_k$. This implies that we can effectively bound the action of each producers i such that $0 \leq q_i \leq \bar{r} + (Bc)_k$ as the previous considerations guarantee that

$$\operatorname{argmax}_{0 \leq q_i \leq \bar{r} + (Bc)_k} u_i(q_i, q_{-i}, f) = \operatorname{argmax}_{q_i \geq 0} u_i(q_i, q_{-i}, f).$$

With this in mind, we can notice that the strategy sets are non-empty, convex and compact for each player (both the producers and the market maker). Under assumptions (a) and (b), we have that u_i and w are continuous for all $i \in \{1, \dots, n\}$; moreover, for all q_{-i} and f such that $|f| \leq c$ we have that $q_i \mapsto u_i(q_i, q_{-i}, f)$ is concave and for all q we have that $f \mapsto w(f, q)$ is also concave. Hence, by Theorem 1.2 in Dutang (2013) it exists a Nash equilibrium.

- We need to prove that the function $\Phi(f, q) = w(f, q) - \frac{1}{2} \sum_{j=1}^m \beta_j (H^\top q^2)_j$ is a potential. Notice that $w(f, q) - \Phi(f, q)$ does not depend on f . Hence, for every $q \in \mathbb{R}_+^n$ and for each feasible f_1, f_2 we have

$$\Phi(f_1, q) - \Phi(f_2, q) = w(f_1, q) - w(f_2, q). \quad (16)$$

To finish the proof, differentiate $\Phi(f, q)$ with respect to q_i :

$$\begin{aligned}
\frac{\partial}{\partial q_i} \Phi(f, q) &= \sum_{j=1}^m H_{ij} P_j \left((Bf + H^\top q)_j \right) \\
&\quad - \Psi'_i(q_i) - q_i \sum_{j=1}^m \beta_j H_{ij} \\
&= \frac{\partial}{\partial q_i} \left[q_i \sum_{j=1}^m H_{ij} P_j \left((Bf + H^\top q)_j \right) - \Psi_i \right] \\
&= \frac{\partial}{\partial q_i} u_i(f, q).
\end{aligned}$$

Where we used the fact that $\frac{\partial}{\partial q_i} H_{ij} P_j \left((Bf + H^\top q)_j \right) = H_{ij}^2 P_j' \left((Bf + H^\top q)_j \right) = -\beta_j H_{ij}$.

The following result establishes a connection between price differences at equilibrium and capacity bottlenecks in the power network and it is a direct application of the very general result of Theorem 1.

Corollary 1. Consider a networked Cournot game satisfying assumptions (a), (b) and (c) and an equilibrium (f^*, q^*) with prices $p_j^* = P_j(Bf^* + H^\top q^*)_j$. Then, if there exist i, j such that $p_i^* < p_j^*$ then

- (1) It exists a saturated $i - j$ cut.
- (2) There is no flow on any $j - i$ path.

Proof. It follows immediately from Theorem 1 by noticing that the best response of the market maker coincides with (4) and in this case $\frac{\partial v}{\partial r_i} = p_i$ as it can be seen by deriving (14), hence condition (5) reads as $p_i^* < p_j^*$.

Notice that thanks to the generality of Theorem 1, Corollary 1 would still hold true even if we were to drop assumptions (a) and (b). Corollary 1 formally proves the existence of a link between capacity bottlenecks and price differences, a very well known phenomenon in real-world power networks. We show this effect in the following example where for sake of simplicity we consider a model satisfying all assumptions (a), (b) and (c).

Example. We consider a simplified model of the Italian power network shown in Fig. 3 consisting of 22 markets (the nodes of the network) present in different regions of the country. The blue nodes indicate the three main hubs (north, central north and central south parts of Italy). The topology of the network and the capacities of power lines are publicly available at Gestore Mercati Elettrici (2022). We consider the market maker utility w to be equal to the Marshallian welfare (2). For sake of simplicity, we consider the same affine price function for all markets and the same quadratic cost function for all producers: $P_j = \alpha - \beta d_j$ for $1 \leq j \leq m$ (measured in Euros (€) per Mega Watts-hour (MWh)) and $\Psi_i = \theta q_i^2$ for $1 \leq i \leq n$ (measured in Euros). Although these assumptions are of course not realistic for a real power network, it will help us isolate the specific effect of capacity bottlenecks on price differences without mixing it up with other effects due to a mismatch between the parameters characterizing the utilities of the producers.

We consider a total of 31 producers that supply energy to the network and the number of producers for each market is indicated by the red digit next to each market. The capacity for each line is indicated as the weight of the corresponding link and is measured in Mega Watts (MW). For the demand and cost functions, we choose the following values: $\alpha = 120 \frac{\text{€}}{\text{MWh}}$, $\beta = 0.04 \frac{\text{€}}{\text{MWh}^2}$ and $\theta = 0.01 \frac{\text{€}}{\text{MWh}^2}$.

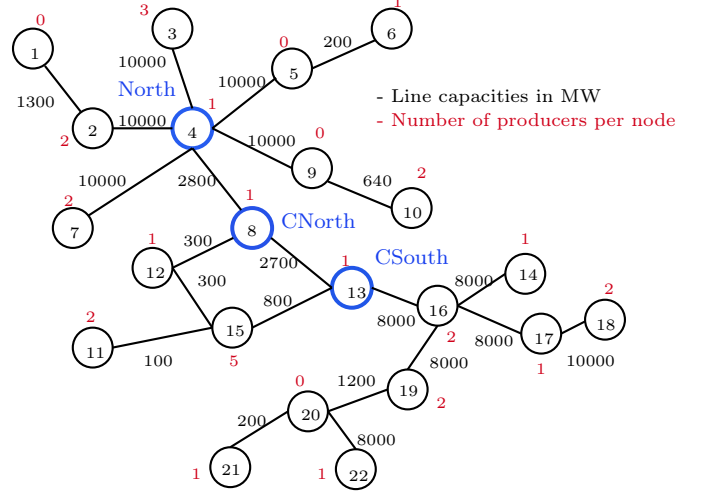


Fig. 3: Italian power network with line capacities measured in MW.

Notice that assumptions (a), (b) and (c) are satisfied and the price functions are affine; by Theorem 2 this means that we have a potential game with a unique Nash equilibria that can be found solving (15). By doing that, we find the equilibrium prices as shown in Tab. 1 and in Fig. 4.

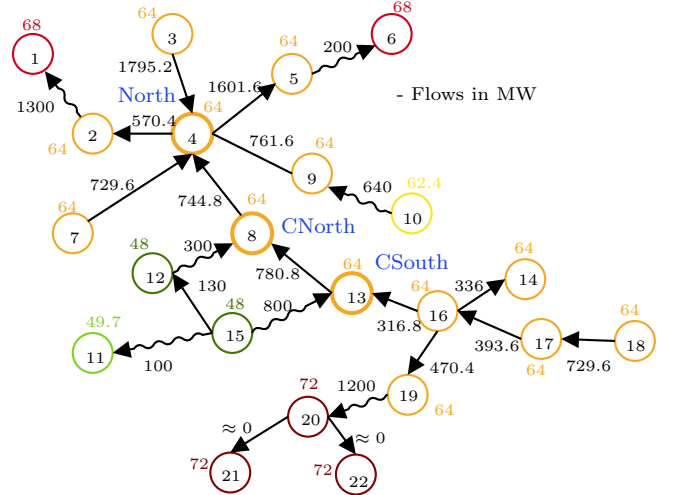


Fig. 4: Flows, equilibrium prices and capacity bottlenecks in the Italian power network. Different colors highlight groups of markets that have different prices at equilibrium. Wavy links denote saturated power lines connecting these groups and the arrows indicate the actual direction of the energy flow.

Table 1: Price groups at equilibrium in the Italian power network.

Eq. Prices	€/MWh	Markets
72		20,21,22
68		1,6
64		2,3,4,5,7,8,9,13,14,16,17,18,19
62.4		16
49.7		11
48		12,15

Notice that a total of 6 price groups of markets arise, each characterized by a different price at equilibrium. By Corollary 1, we know that the power lines connecting these different groups must be saturated and the energy only flows in a certain direction, this is exactly what we observe numerically. In Fig 4 we show the groups with different colors and the indication of the corresponding equilibrium price next to each node while the wavy links denote saturated lines. The weights on links denote the flow going through that line and arrows give its actual direction.

From the equilibrium state, we observe that higher prices are found in those markets with few producers and that are also sufficiently far from the main distribution hubs or directly cut out by severe capacity bottlenecks. Interestingly, we observe that even by choosing the same price and cost functions, price groups do not need to be connected components of the corresponding graph: in other words, there might be markets with the same price at equilibrium but not directly connected by a power line (see node 1 and 6 in this example). This is an effect due to the homogeneity of the parameters chosen for this example and we do not expect it to happen with fully general price and cost functions.

4. CONCLUSIONS

In this paper we have studied a model of a networked Cournot competition involving producers and a market maker competing on multiple markets connected by links with finite capacity. This model is suited to describe energy marketplaces where the links connecting the markets represent physical power lines. We proved a very general result concerning the optimal action of the market maker and the presence of saturated cuts in the power network. This result allowed us to shed light on the implications of capacity bottlenecks in the power network on the emergence of price differences between different markets. Moreover, under mild assumptions on the utilities, we have studied the existence and uniqueness of the Nash equilibria of the proposed game.

Ongoing research is focused on exploiting our result on saturated cuts to develop optimal network intervention/design policies. Possible problems involve finding the critical cut and how to optimally create new lines or allocate additional capacity among the lines of the power network in order to level price differences or maximize certain welfare functions.

REFERENCES

Abolhassani, M., Bateni, M.H., Hajiaghayi, M.T., Mahini, H., and Sawant, A. (2014). Network Cournot competition. *Lecture Notes in Computer Science (including subseries Lecture Notes in Artificial Intelligence and Lecture Notes in Bioinformatics)*, 8877, 15–29. doi:10.1007/978-3-319-13129-0_2.

Barquin, J. and Vazquez, M. (2008). Cournot equilibrium calculation in power networks: An optimization approach with price response computation. *IEEE Transactions on Power Systems*, 23(2), 317–326. doi:10.1109/TPWRS.2008.919198.

Barquín, J. and Vázquez, M. (2005). Cournot equilibrium in power networks. *IEEE Transactions on Power Systems*, (April), 1–8.

Belgioioso, G., Nedić, A., and Grammatico, S. (2021). Distributed generalized nash equilibrium seeking in aggregative games on time-varying networks. *IEEE Transactions on Automatic Control*, 66(5), 2061–2075. doi:10.1109/TAC.2020.3005922.

Bianchi, M. and Grammatico, S. (2021). Fully distributed nash equilibrium seeking over time-varying communication networks with linear convergence rate. *IEEE Control Systems Letters*, 5(2), 499–504. doi:10.1109/lcsys.2020.3002734. URL <http://dx.doi.org/10.1109/LCSYS.2020.3002734>.

Bimpikis, K., Ehsani, S., and Ilkiliç, R. (2014). Cournot competition in networked markets. *EC 2014 - Proceedings of the 15th ACM Conference on Economics and Computation*, (1999), 733. doi:10.1145/2600057.2602882.

Cai, D., Bose, S., and Wierman, A. (2019). On the role of a market maker in networked cournot competition. *Mathematics of Operations Research*, 44(3), 1122–1144. doi:10.1287/moor.2018.0961.

Dutang, C. (2013). Existence theorems for generalized nash equilibrium problems: an analysis of assumptions. *Journal of Nonlinear Analysis and Optimization*.

Enerdynamics (2020). Locational marginal pricing. <https://energyknowledgebase.com/topics/locational-marginal-pricing-lmp.asp>. Online; accessed 29 January 2014.

Gestore Mercati Elettrici (2022). Italian Electric Market. <https://www.mercatoelettrico.org/it/>. Online; accessed 29 January 2014.

Neuhoff, K., Barquin, J., Boots, M.G., Ehrenmann, A., Hobbs, B.F., Rijkers, F.A., and Vázquez, M. (2005). Network-constrained Cournot models of liberalized electricity markets: The devil is in the details. *Energy Economics*, 27(3), 495–525. doi:10.1016/j.eneco.2004.12.001.

Pavel, L. (2020). Distributed gne seeking under partial-decision information over networks via a doubly-augmented operator splitting approach. *IEEE Transactions on Automatic Control*, 65(4), 1584–1597. doi:10.1109/tac.2019.2922953. URL <http://dx.doi.org/10.1109/TAC.2019.2922953>.

Tsitsiklis, J.N. and Xu, Y. (2012). Efficiency loss in a cournot oligopoly with convex market demand. In *Game Theory for Networks*, 63–76. Berlin, Heidelberg.

U.S. Energy Information Administration (2021). Wholesale power price maps reflect real-time constraints on transmission of electricity. <https://www.eia.gov/todayinenergy/detail.php?id=3150/>. Online; accessed 29 January 2021.

Yao, J., Adler, I., and Oren, S.S. (2008). Modeling and computing two-settlement oligopolistic equilibrium in a congested electricity network. *Operations Research*, 56(1), 34–47. doi:10.1287/opre.1070.0416.