

---

# Safety Guarantees for Neural Network Dynamic Systems via Stochastic Barrier Functions

---

Rayan Mazouz<sup>1</sup>, Karan Muvvala<sup>1</sup>, Akash Ratheesh<sup>1</sup>, Luca Laurenti<sup>2</sup>, Morteza Lahijanian<sup>1,3</sup>

<sup>1</sup> Department of Aerospace Engineering Sciences, University of Colorado Boulder, USA

<sup>2</sup> Delft Center for Systems and Control, Delft University of Technology, The Netherlands

<sup>3</sup> Department of Computer Science, University of Colorado Boulder, USA

{rayan.mazouz,karan.muvvala,akash.ratheesh,morteza.lahijanian}@colorado.edu  
{l.laurenti}@tudelft.nl

## Abstract

Neural Networks (NNs) have been successfully employed to represent the state evolution of complex dynamical systems. Such models, referred to as NN dynamic models (NNDMs), use iterative noisy predictions of NN to estimate a distribution of system trajectories over time. Despite their accuracy, safety analysis of NNDMs is known to be a challenging problem and remains largely unexplored. To address this issue, in this paper, we introduce a method of providing safety guarantees for NNDMs. Our approach is based on stochastic barrier functions, whose relation with safety are analogous to that of Lyapunov functions with stability. We first show a method of synthesizing stochastic barrier functions for NNDMs via a convex optimization problem, which in turn provides a lower bound on the system's safety probability. A key step in our method is the employment of the recent convex approximation results for NNs to find piece-wise linear bounds, which allow the formulation of the barrier function synthesis problem as a sum-of-squares optimization program. If the obtained safety probability is above the desired threshold, the system is certified. Otherwise, we introduce a method of generating controls for the system that robustly maximizes the safety probability in a minimally-invasive manner. We exploit the convexity property of the barrier function to formulate the optimal control synthesis problem as a linear program. Experimental results illustrate the efficacy of the method. Namely, they show that the method can scale to multi-dimensional NNDMs with multiple layers and hundreds of neurons per layer, and that the controller can significantly improve the safety probability.

## 1 Introduction

Safety is a major concern for autonomous dynamical systems, especially in *safety-critical* applications. Examples include UAVs, autonomous cars, and surgical robots. To this end, various methods are developed to provide safety guarantees for such systems [1–3]. Most of these methods, however, assume (simple) analytical models, which are often unavailable or too expensive to obtain due to complexity (nonlinearities) in real-world systems [4]. This has given rise to recent efforts to harvest the representational power of *neural networks* (NNs) to predict how the state of a system evolves over time, referred to as *NN dynamic models* (NNDMs) [5, 6]. Despite their efficient and accurate representation of realistic dynamics, it has been difficult to make formal claims about the behavior of NNDMs over time. This poses a major challenge in safety-critical domains: *how to provide safety guarantees for NNDMs?*

In this paper, we propose a framework to provide safety certificates for NNDMs. The approach is based on stochastic barrier functions [7, 8], whose role for safety is analogous to that of Lyapunov functions for stability, and which can guarantee forward invariance of a safe set. Specifically, we

show a method of synthesizing barrier functions for NNDMs via an efficient convex optimization method, which in turn provides a lower bound on the safety probability of the system trajectories. The benefit of our approach is that it does not require unfolding of the NNDM to compute this probability; instead, we base our reasoning on non-negative super-martingale inequalities to bound the probability of leaving the safe set. The key to this is to utilize the recent convex approximation results for NNs to obtain piece-wise linear bounds, and a formulation of the optimization problem that enables the use of efficient solvers. If the obtained safety probability is above a desired threshold, the system can be certified. For the cases that such safety certificates cannot be provided, we introduce a method of generating controls for the system, which robustly maximizes the safety probability in a minimally-invasive manner. We exploit the convexity property of the barrier function to formulate the control synthesis problem as a linear program. Experimental results on various NNDMs trained using state-of-the-art RL techniques [9] illustrate the efficacy of the method. Namely, they show that the method can scale to multi-dimensional models with various layers and hundreds of neurons per layer, and that the controller can significantly improve the safety probability.

In summary, this paper makes the following main contributions: (i) a method of computing a lower bound for the safety probability of NNDMs via stochastic barrier functions and efficient nonlinear optimization, thereby providing safety guarantees, (ii) a correct-by-construction control synthesis framework for NNDMs to ensure safety while being *minimally-invasive*, i.e., intervening only when needed, (iii) demonstration of the efficacy and scalability of the framework in benchmarks on various NNDMs with multiple architectures, i.e., multiple hidden layers and hundreds of neurons per layer.

**Related Work** In recent years, NNs have been successfully employed to model complex dynamical systems [5, 6]. Such models use iterative noisy predictions of an NN to estimate the distribution of the system over time. They provide means of predicting state evolution of the systems that have no analytical form, e.g., soft robotics [10]. In addition, because of their ability to quickly unfold trajectories, NNDMs have been used to enhance controller training in Reinforcement Learning (RL) frameworks [9, 11]. In these works, specifically, a NNDM of the system is trained in closed-loop with an NN controllers, which can be concatenated in a single NN representing the dynamics of the closed-loop system. Despite their popularity and increased usage, little work has gone to safety analysis of NNDMs. This paper aims to fill this gap.

Barrier functions provide a formal methodology to prove safety of dynamical systems [12, 13]. The state-of-the-art to find stochastic barrier functions is arguably to rely on Sum-of-Squares (SOS) optimization [8]. Barrier certificates obtained via SOS optimization have been studied for deterministic, uncontrolled nonlinear systems [14], and control-affine stochastic systems [15, 8], as well as for hybrid models [12, 13]. Unlike the existing work that focus on closed-form models, this work is the first to consider barrier function for models represented by NNs. In addition, the control synthesis formulation in this paper relaxes the limitations of the existing SOS methods, which generally leads to a non-convex optimization problem [8], by reducing it to a simple linear program.

Many recent studies have focused on the verification of NNs. However, most of them only aim to provide certification guarantees against adversarial examples [16], with approaches ranging from SMT [17], and convex relaxations [18] to linear programming [19]. Such methods, because of their local nature, cannot be directly employed to perform safety analysis on the entire state space and over the trajectories as required for NNDMs. Other methods have been employed for trajectory-level properties of NNs based on solution of the Bellman equations [20], formal (finite) abstractions [21], and mixed integer programming [22], which does not support noisy dynamics. In contrast, our approach supports additive noise and only requires to check static properties on the NN by showing that there exists a function whose composition with the NN forms a stochastic barrier function.

## 2 Problem Formulation

In this work, we are interested in providing safety guarantees for dynamical systems that are described by NNs. Specifically, we consider the following discrete-time stochastic process whose time evolution is given by iterative predictions of an NN

$$\mathbf{x}_{k+1} = f^w(\mathbf{x}_k) + \mathbf{v}_k, \quad k \in \mathbb{N}, \quad \mathbf{x}_k, \mathbf{v}_k \in \mathbb{R}^n, \quad (1)$$

where  $f^w$  is a trained, fully-connected, feed-forward NN with general continuous activation functions, and  $w$  represents the maximum likelihood weights. Term  $\mathbf{v}_k$  is a random variable modelling an

additive noise of stationary Gaussian distribution with zero mean and covariance matrix  $R \in \mathbb{R}^{n \times n}$ , i.e., the probability density function of  $\mathbf{v}_k$  is  $\mathcal{N}(\bar{x} \mid 0, R)$ .

**Remark 1.** System (1) can be viewed as a closed-loop system, where  $f^w$  is the composition of a NNDM (that represents the open-loop system) with an NN controller. NNDMs such as the one in System (1) are increasingly employed in robotics for both model representation and NN controller training. These models are often obtained by state-of-the-art model-based RL techniques (e.g., [9, 23, 11]) or perturbations (step response) of the actual system (e.g., [10]).

The evolution of System (1) can be characterized by the predictive posterior distribution  $p_{\mathbf{x}}(\bar{x} \mid x)$ , which describes the probability density of  $\mathbf{x}_{k+1}$  when  $\mathbf{x}_k = x \in \mathbb{R}^n$ . This distribution is induced by noise  $\mathbf{v}_k$  and hence is Gaussian with mean  $f^w(x)$  and covariance  $R$ , i.e.,  $p_{\mathbf{x}}(\bar{x} \mid x) = \mathcal{N}(\bar{x} \mid f^w(x), R)$ . For a subset of states  $X \subseteq \mathbb{R}^n$  and (initial) state  $x \in \mathbb{R}^n$ , we call  $T(X \mid x) = \int_X p_{\mathbf{x}}(\bar{x} \mid x) d\bar{x}$  the *stochastic kernel* of System (1). From the definition of  $T$  it follows that, for a given initial condition  $\mathbf{x}_0 = x_0 \in \mathbb{R}^n$ ,  $\mathbf{x}_k$  is a Markov process with a well-defined probability measure  $\Pr$  uniquely generated by the stochastic kernel  $T$  [24, Proposition 7.45]. For  $X_0, X_k \subseteq \mathbb{R}^n$ , this probability measure is inductively defined as

$$\Pr[\mathbf{x}_0 \in X_0] = \mathbf{1}_{X_0}(x_0), \quad \Pr[\mathbf{x}_k \in X_k \mid \mathbf{x}_{k-1} = x] = T(X_k \mid x),$$

where indicator function  $\mathbf{1}_{X_0}(x_0) = 1$  if  $x_0 \in X_0$ , otherwise 0. The definition of  $\Pr$  allows one to make probabilistic statements over the trajectories of System (1). In this work, we are particularly interested in two main problems: safety certification and safe controller synthesis for System (1).

**Problem 1 (Safety Certificate).** Let  $X_s \subset \mathbb{R}^n$  and  $X_0 \subseteq X_s$  be basic closed semi-algebraic sets representing respectively the safe set and the set of initial states. Denote the probability that the system initialized in  $X_0$  remains in the safe set in the next  $N \in \mathbb{N}_{\geq 0}$  steps by

$$P_s(X_s, X_0, N) = \Pr[\forall x_0 \in X_0, \forall k \leq N, \mathbf{x}_k \in X_s]. \quad (2)$$

Then, given threshold  $\delta_s \in [0, 1]$ , provide a safety certificate for System (1) by proving that  $P_s(X_s, X_0, N) \geq \delta_s$ .

Problem 1 seeks to compute the probability that  $\mathbf{x}_k$  remains within a safe set, e.g., it avoids obstacles or any undesirable states. Computation of this probability is particularly challenging because System (1) is stochastic and NN ( $f^w$ ) is generally a non-convex function. The assumption that  $X_s$  and  $X_0$  are basic closed semi-algebraic sets is not limiting, as these sets are defined as an intersection of a finite number of polynomial inequalities and, for instance, include convex polytopes and spectrahedra [25].

In the case that a safety certificate cannot be generated, we are interested in synthesizing a controller that *by-design* guarantees safety. To this end, we extend System (1) with an affine input

$$\mathbf{x}_{k+1} = f^w(\mathbf{x}_k) + g\mathbf{u}_k + \mathbf{v}_k, \quad (3)$$

where  $g : \mathbb{R}^n \rightarrow \mathbb{R}^c$  is given,  $\mathbf{u}_k \in U \subset \mathbb{R}^c$  is a control action, and  $U$  is bounded. Our goal is to synthesize a feedback controller  $\pi : \mathbb{R}^n \rightarrow U$  such that  $\mathbf{u}_k = \pi(\mathbf{x}_k)$  guarantees safety of System (3).

**Problem 2 (Safe Control Synthesis).** Let  $X_s \subset \mathbb{R}^n$  and  $X_0 \subseteq X_s$  be basic closed semi-algebraic sets representing respectively the safe set and the set of initial states, and  $N \in \mathbb{N}_{\geq 0}$  a time horizon. Then, given threshold  $\delta_s$ , synthesize a feedback controller  $\pi$  such that  $P_s(X_s, X_0, N, \pi) \geq \delta_s$ , where  $P_s(X_s, X_0, N, \pi)$  is the safety probability obtained for System (3).

**Remark 2.** Note that there may exist many possible controllers that are solutions to Problem 2. Since System (1) represents a closed-loop system with a given controller, one may want to specifically synthesize a safety controller that is “minimally-invasive,” i.e., it minimally intervenes to guarantee safety. In Section 5, we elaborate on this notion and introduce methods of generating such controllers.

**Overall Approach** Our approaches to Problems 1 and 2 are based on (stochastic) barrier functions. Specifically, we aim to synthesize barrier functions that can serve as a safety certificate by providing a lower bound for  $P_s$ . To achieve this, we rely on recent results for local convex relaxation of an NN to find piece-wise linear over- and under-approximations of  $f^w$ . This allows us to formulate the problem of finding a stochastic barrier function for System (1) as an SOS optimization problem.

Our (minimally-invasive) control synthesis method (Problem 2) focuses on injecting controls to System (3) only in the regions of the state space that potentially contribute to unsafety of the system.

To this end, we exploit two main properties of the barrier function: the required (super-) martingale property and the convexity property of SOS polynomials. The former allows us to design a method of identifying the “unsafe” regions, and the latter enables us to formulate a Linear Programming (LP) optimization problem to find controllers that robustly minimize the probability of unsafety.

### 3 Preliminaries

In this section, we provide a brief background on stochastic barrier functions and non-negative polynomials, which are central components of our framework.

#### 3.1 Stochastic Barrier Functions

Consider stochastic process  $\mathbf{x}_{k+1} = F(\mathbf{x}_k, \mathbf{v}_k)$ , where  $\mathbf{x}_k \in X \subseteq \mathbb{R}^n$ ,  $\mathbf{v}_k \in V \subseteq \mathbb{R}^m$  is a well-defined stochastic process, and  $F : X \times V \rightarrow X$  is a locally Lipschitz continuous function. Then, given initial set  $X_0 \subset X$ , safe set  $X_s \subseteq X$ , and unsafe set  $X_u \subset X$ , a twice differentiable function  $B : X \rightarrow \mathbb{R}$  is called a *stochastic barrier function* or simply barrier function if the following conditions hold for  $\alpha \geq 1$  and  $\beta \in [0, 1]$

$$B(x) \geq 0 \quad \forall x \in X \tag{4a}$$

$$B(x) \leq \eta \quad \forall x \in X_0 \tag{4b}$$

$$B(x) \geq 1 \quad \forall x \in X_u \tag{4c}$$

$$E[B(F(x, v)) \mid x] \leq B(x)/\alpha + \beta \quad \forall x \in X_s \tag{4d}$$

If such a  $B$  exists, then for any  $N \in \mathbb{N}_{\geq 0}$ , it follows, assuming  $\alpha = 1$  without loss of generality, that

$$\Pr[\forall k \leq N, \mathbf{x}_k \in X_s \mid \mathbf{x}_0 \in X_0] \geq 1 - (\eta + \beta N). \tag{5}$$

Intuitively, Conditions (4a)-(4d) allow one to use non-negative super-martingale inequalities to bound the probability that the system reaches the unsafe region. This results in the probability bound in (5) (see [26, Chapter 3, Theorem 3]). A major benefit of using barrier functions for safety analysis is that while Conditions (4b)-(4d) are static properties, they allow one to make probabilistic statements on the time evolution of the system without the need to evolve the system over time.

#### 3.2 Non-negative Polynomials

Synthesis of barrier functions can be formulated as a nonlinear optimization problem. To solve it efficiently via convex programming, we formulate the problem using SOS polynomials, which is a sufficient condition for polynomial non-negativity [27]. This formulation allows the use of efficient semidefinite programming solvers, which have polynomial worst-case complexity [28].

**Definition 1** (SOS Polynomial). *A multivariate polynomial  $\lambda(x)$  is a Sum-Of-Squares (SOS) for  $x \in \mathbb{R}^n$  if there exists some polynomials  $\lambda_i$ ,  $i = 1, \dots, r$ , for some  $r \in \mathbb{N}$ , such that  $\lambda(x) = \sum_{i=1}^r \lambda_i^2(x)$ . If  $\lambda(x)$  is an SOS, then  $\lambda(x) \geq 0$  for all  $x \in \mathbb{R}^n$ . The set of all SOS polynomials is denoted by  $\Lambda$ .*

Now, consider a basic closed semi-algebraic set  $X = \{x \in \mathbb{R}^n \mid h_i(x) \geq 0 \quad \forall i \in \{1, \dots, l\}\}$ , which is defined as the intersection of  $l$  polynomial ( $h_i(x)$ ) inequalities. Then, Proposition 1 allows one to enforce non-negativity on these semi-algebraic sets.

**Proposition 1** (Putinar’s Certificate, [29]). *Let  $X \subset \mathbb{R}^n$  be a compact basic semi-algebraic set defined as  $X = \{x \in \mathbb{R}^n \mid h_i(x) \geq 0 \quad \forall i \in \{1, \dots, l\}\}$ , where  $h_i(x)$  is a polynomial. Then, polynomial  $\gamma(x)$  is non-negative on  $X$  if, for some  $\lambda_i(x) \in \Lambda$ ,  $\gamma(x) = \lambda_0(x) + \sum_{i=1}^l \lambda_i(x)h_i(x)$ .*

**Corollary 1.** *Let  $\gamma(x)$  be a non-negative polynomial on  $X = \{x \in \mathbb{R}^n \mid h_i(x) \geq 0 \quad \forall i \in \{1, \dots, l\}\}$ , and  $h(x)$  be an  $l$ -dimensional vector with  $h_i(x)$  as its  $i$ -th dimension for all  $i \in \{1, \dots, l\}$ . Further, let  $\mathcal{L}$  be an  $l$ -dimensional vector of SOS polynomials, i.e., the  $i$ -th element of  $\mathcal{L}$  is  $\lambda_i(x) \in \Lambda$ . Then, it holds that  $\gamma(x) - \mathcal{L}^T h(x) \in \Lambda$ .*

## 4 Barrier Functions for Neural Network Dynamical Models

In this section, we introduce a formulation for synthesizing a barrier function that guarantees safety of System (1). Our approach relies on the local convex relaxations of  $f^w$ , which we use to formulate an SOS optimization problem that generates a valid barrier function for System (1).

### 4.1 Local Convex Relaxation of NNDMs

Our approach uses a convex relaxation of  $f^w$ . Specifically, we utilize the recent relaxation results for NNs [18] to compute piece-wise linear functions that under- and over-approximate  $f^w$ . The advantage of this method is that it is computationally efficient and produces fairly tight bounds for small neighborhoods. To this end, we first partition  $X_s$  to a finite set of regions  $Q = \{q_1, \dots, q_{|Q|}\}$ , where  $q_i \subseteq X_s$  for all  $i \in \{1, \dots, |Q|\}$  is a basic (closed) semi-algebraic set. Such a decomposition can be obtained using, e.g., a grid or half-spaces. Then, for every  $q \in Q$ , we compute linear bounds

$$\underline{f}_q(x) = \underline{A}_q x + \underline{b}_q, \quad \bar{f}_q(x) = \bar{A}_q x + \bar{b}_q \quad \text{such that} \quad \forall x \in q, \quad \underline{f}_q(x) \leq f^w(x) \leq \bar{f}_q(x). \quad (6)$$

The above linear functions can be produced in several ways. One method is to forward propagate the bounds in the input domain of  $f^w(x)$  using Interval Bound Propagation (IBP) based approaches [30, 31]. These approaches are efficient but generally lead to loose approximations. Another method is Linear Relaxation based Perturbation Analysis (LiRPA) algorithms, which perform a symbolic back propagation followed by a forward evaluation of the bounds [32, 33, 18]. Such LiRPA-based algorithms produce tighter bounds but can be slow. In our implementation, we use the off-the-shelf toolbox [33] to compute  $\bar{f}_q(x)$  and  $\underline{f}_q(x)$  in (6) for its trade-off between speed and accuracy.

### 4.2 Barrier Function (Certificate) Synthesis

Recall that a valid barrier function  $B(x)$  must satisfy Conditions (4b)-(4d). With the above local linear bounds for  $f^w$ , Condition (4d) can be redefined over the partitioned regions in  $Q$ . That is, Condition (4d) can be replaced with the following constraints: for each  $q \in Q$ ,

$$E[B(f_q^w(x) + \mathbf{v}) \mid x] \leq B(x)/\alpha + \beta \quad \text{and} \quad \underline{f}_q(x) \leq f_q^w(x) \leq \bar{f}_q(x) \quad \forall x \in q. \quad (7)$$

In this formulation,  $f_q^w(x)$  is a (free) variable that is bounded by two linear functions, avoiding the non-convexity of  $f_q^w(x)$ . Consequently, an efficient evaluation of the constraint becomes feasible.

**Remark 3.** Note that there are in fact three constraints in (7) (one super-martingale condition on  $B$  and two bounds on  $f_q^w(x)$ ). If they are treated separately, it leads to a conservative barrier function because each constraint needs to hold for all  $x \in q$  separately. A less conservative approach is to pose all constraints for the same  $x$  at the same time. In Theorem 1, we show how this can be achieved.

As commonly practiced in the literature, e.g., [14, 8, 34], we restrict our search for a  $B(x)$  to the class of polynomial functions. Then, the degree of the polynomial becomes a design parameter. In the following lemma, we show that the degree of the polynomial must be at least 2 for the polynomial to be a valid candidate barrier function for System (1). That is, there does not exist a linear function satisfying Conditions (4b)-(4d) for  $\eta < 1$ , which implies that the lower bound in (5) is trivially 0.

**Lemma 1.** For  $k \in \mathbb{R}^n$  and  $c \in \mathbb{R}$ , consider linear function  $B(x) = k^T x + c$ . Then,  $B(x)$  satisfies Conditions (4b)-(4d) iff  $k = 0$  and  $c = 1$ .

*Proof.* There are two cases to consider: (i)  $k = 0$ : in this case  $B(x) = c$ , which satisfies Conditions (4b)-(4d) iff  $c = \eta = 1$ . (ii)  $k \neq 0$ : in this case, due to the linearity of  $B(x)$ , there always exists  $x' \in \mathbb{R}^n$  such that  $B(x') < 0$ , violating Condition (4a).  $\square$

Having established that the polynomial degree must be at least 2, we further restrict  $B(x)$  to SOS polynomials. Theorem 1 shows a formulation of the barrier function synthesis problem as an SOS program, which can be solved in polynomial time. In particular, the theorem shows how to formulate Conditions (4b)-(4c) and (7) as SOS constraints.

**Theorem 1** (NNDM Barrier Certificate). *Consider SOS polynomial function  $B(x)$ , and safe set  $X_s = \{x \in \mathbb{R}^n : h_s(x) \geq 0\}$ , initial set  $X_0 = \{x \in \mathbb{R}^n : h_0(x) \geq 0\}$ , unsafe set  $X_u = \mathbb{R}^n \setminus X_s = \{x \in \mathbb{R}^n : h_u(x) \geq 0\}$ , and partition region  $q = \{x \in \mathbb{R}^n : h_q(x) \geq 0\}$  for all  $q \in Q$ . Let  $\mathcal{L}_s(x)$ ,  $\mathcal{L}_0(x)$  and  $\mathcal{L}_u(x)$  be vectors of SOS polynomials with the same dimensions as  $h_s$ ,  $h_0$ , and  $h_u$ , respectively. Likewise, let  $\mathcal{L}_q(x)$  and  $\mathcal{L}_{q,y}(x)$  be vectors of SOS polynomials with the same dimension as  $h_q$ . Then, a stochastic barrier certificate  $B(x)$  for System (1) with time horizon  $N \in \mathbb{N}_{\geq 0}$  can be obtained by solving the following SOS optimization problem*

$$\min_{\beta, \eta} \quad \eta + \beta N \quad \text{subject to:} \quad (8a)$$

$$B(x) \in \Lambda, \quad (8a)$$

$$-B(x) - \mathcal{L}_0^T(x)h_0(x) + \eta \in \Lambda, \quad (8b)$$

$$B(x) - \mathcal{L}_u^T(x)h_u(x) - 1 \in \Lambda, \quad (8c)$$

$$E[B(y+v) | x] \leq B(x)/\alpha + \beta - \mathcal{L}_q^T(x)h_q(x) - \mathcal{L}_{q,y}^T(x)(\bar{f}_q(x) - y)(y - \underline{f}_q(x)) \in \Lambda \quad \forall q \in Q \quad (8d)$$

which guarantees safety probability  $P_s(X_s, X_0, N) \geq 1 - (\eta + \beta N)$ .

*Proof.* It suffices to show that if  $B$  satisfies Constraints (8a)-(8d), then Conditions (4a)-(4d) are satisfied. As Constraint (8a) guarantees that  $B$  is a SOS polynomial, hence non-negative by definition, Condition (4a) holds. By Corollary 1 it holds that if Constraints (8b)-(8c) hold, then  $B$  is respectively smaller than  $\eta$  in  $X_0$  and greater than 1 in  $X_u$ . What is left to show is that Constraint (8d) guarantees the satisfaction of Condition (4d). This can be done as follows. For every region  $q \in Q$ , the expectation term in Condition (4d) can be expressed as  $E[B(y+v) | x]$ , where  $y$  is bounded by under-approximation  $\underline{f}_q(x)$  and over-approximation  $\bar{f}_q(x)$  of  $f^w(x)$  in System (1) for all  $x \in q$ . Then by Corollary 1, Constraint (8d) is obtained for each  $q$ . Note that  $B(x)$  is a polynomial, so if  $E[B(y+v) | x]$  is also a polynomial, the condition is a valid SOS constraint. Given that  $y+v$  is linear,  $E[B(y+v) | x]$  is a sum of monomials in terms of  $y$  and expectation moments  $\mathbb{E}[v^d]$ , where  $d \geq 0$ . Since, random variable  $v$  has a normal distribution,  $\mathbb{E}[v^d]$  is constant. Therefore,  $E[B(y+v) | x]$  is a polynomial only in terms of (components of)  $y$ .  $\square$

**Remark 4.** *We note that Condition (8d) uses linear equations in (6) to bound  $f^w(x)$  for all  $x \in q$ . One can remove the dependence on  $x$  by replacing the equations for  $\bar{f}_q(x)$  and  $\underline{f}_q(x)$  with their extreme values in region  $q$ , relaxing and speeding up the optimization problem. It is however an additional over-approximation, and hence the obtained safety probability bound is strictly smaller than the one generated by using the actual linear equations for  $\bar{f}_q(x)$  and  $\underline{f}_q(x)$ . This is the classical “efficiency versus accuracy” trade-off. In our implementation, we use the linear equations.*

## 5 Minimally-invasive Barrier Controller Synthesis

Here, we focus on Problem 2. The assumption is that a barrier function  $B(x)$  is synthesized for System (1) via Theorem 1, which has a safety probability that is lower than threshold  $\delta_s$ . Hence, our goal is to design a feedback controller for System (3) that guarantees safety. Ideally, this controller is minimal in the interruptions it causes to the system evolution. Below, we first provide a definition for a minimally-invasive controller, and then show how it can be synthesized.

Recall that a feedback controller  $\pi : \mathbb{R}^n \rightarrow U$  is a function that assigns a control value to each state. Let  $X_\pi \subseteq X_s$  be the set of states, to which  $\pi$  assigns non-zero control values, i.e.,  $\pi(x) \neq 0$  for all  $x \in X_\pi$ . Further, we denote by  $V(X)$  the volume of set  $X \subset \mathbb{R}^n$ . Then, we say a feedback controller  $\pi$  is *minimally-invasive* if it minimizes  $V(X_\pi)$ . Moreover, we say  $\pi$  is  $\epsilon$ -*minimally-invasive* if  $V(X_\pi) - \min_{\pi'} V(X_{\pi'}) \leq \epsilon$ . In this work, we seek  $\epsilon$ -*minimally-invasive* controller with an arbitrary small  $\epsilon$ . To this end, we make the observation that if the discretization of  $X_s$  discussed in Section 4.1 is uniform,  $V(X_\pi)$  for a given  $\pi$  is directly proportional to the number of discrete regions in  $Q$  to which  $\pi$  applies a non-zero control. We denote by  $Q_\pi$  the set of such regions. Then, a feedback controller  $\pi$  that minimizes  $|Q_\pi|$  is  $\epsilon$ -*minimally-invasive*, and as the discretization becomes finer,  $\epsilon$  monotonically approaches zero. Therefore, given barrier function  $B(x)$ , our first goal is to identify

the minimal number of regions in  $Q$  that require a non-zero controller to guarantee safety. Recall that, given  $B(x)$ , we require the safety probability to be  $1 - (\eta + \beta N) \geq \delta_s$ . While  $\eta$  is related to the value of  $B(x)$  in the initial set,  $\beta$  is a compensation needed to turn a sub-martingale inequality to a super-martingale inequality (Condition (8d) or (4d)). We can compute this compensation for each region  $q \in Q$  by evaluating Condition (8d) or (4d). Let  $\beta_q$  denote the computed compensation term for region  $q$ . Then, region  $q$  requires a non-zero controller if  $\beta_q > (1 - \delta_s - \eta)/N$ .

We now turn our attention to designing a controller that reduces  $\beta_q$ . In our approach, we tap directly into the convex nature of the SOS polynomial  $B(x)$ . Lemma 2 shows that a controller that drives System (3) to a point closest to the minimum point of  $B(x)$ , also robustly minimizes  $\beta_q$ .

**Lemma 2.** *Given a convex barrier function  $B(x)$ , let  $x^* = \arg \min_x B(x)$ ,  $x' = f^w(x) + gu + v$  as in System (3), and  $\beta_q \geq E[B(x') | x] - B(x)$  for all  $x$  in region  $q \subseteq X_s$ . Then, the controller that minimizes  $\|\tilde{x}' - x^*\|_1$ , where  $\tilde{x}' = f^w(x) + gu$ , also robustly minimizes  $\beta_q$ , i.e., minimizes an upper bound of  $\beta_q$ .*

*Proof.* Given that  $B$  is a polynomial and  $x'$  is affine in both  $u$  and  $v$ , we can write  $E[B(x') | x] = B(E[x' | x]) + \xi$ , where  $\xi$ , called Jensen's gap, is a non-negative polynomial of  $x$ ,  $u$ , and moments  $E[v^d]$ , where  $2 \leq d \leq m$  is an even integer. This polynomial can always be upper bounded by a constant  $\bar{\xi} \geq 0$  for bounded  $x$  and  $u$ . Then, with  $\tilde{x}' = E[x']$ , the min  $\beta_q$  is upper bounded by

$$\min_u \beta_q \leq \min_u \max_{x \in q} (B(\tilde{x}' | x) - B(x) + \bar{\xi}) \leq \min_u \max_{x \in q} B(\tilde{x}' | x) - \min_{x \in q} B(x) + \bar{\xi}.$$

The second inequality holds because  $B$  is a non-negative convex function. Since  $B(\tilde{x}')$  monotonically decreases as  $\tilde{x}' \rightarrow x^*$ ,  $\max_{x \in q} B(\tilde{x}' | x)$  is minimized by  $\arg \min_u \|f^w(x) + gu - x^*\|_1 \forall x \in q$ .  $\square$

We note that, in the proof of Lemma 2, the moments  $E[v^d]$  appear in every monomial of polynomial  $\xi$  (Jensen's gap). Hence, for  $v$  with variance less than 1, Jensen's gap is very small and vanishes as the variance becomes smaller, making the controller in the lemma optimal. Furthermore, even though Lemma 2 uses  $L_1$  norm for  $\|\tilde{x}' - x^*\|_1$ , the statement also holds for  $L_2$  and  $L_\infty$  norms. We specifically use  $L_1$  to be able to compute the controller via an LP as stated in Theorem 2.

**Theorem 2 (Controller Synthesis).** *Consider convex barrier function  $B(x)$  and its minimum argument  $x^*$  as specified in Lemma 2, and linear bounds  $\underline{f}_q(x)$  and  $\bar{f}_q(x)$  for  $f^w(x)$  in region  $q \subseteq \mathbb{R}^n$  as in (6). A controller that robustly minimizes  $\beta_q$  for System (3) is the solution to the following LP optimization problem, where  $\theta = (\theta_1, \theta_2, \dots, \theta_n)$ , and the vector inequality relations are element-wise*

$$\begin{aligned} \min_{\theta_i, z', z'', u} \quad & \sum_{i=1}^n \theta_i \quad \text{subject to:} \\ & y - x^* \leq \theta \quad (10a) \quad & y \geq \underline{f}_q(z) + gu \quad (10d) \\ & x^* - y \leq \theta \quad (10b) \quad & y \leq \bar{f}_q(z) + gu \quad (10e) \\ & z = z' - z'' \quad (10c) \quad & z', z'' \geq 0, z \in q, u \in U \quad (10f) \end{aligned}$$

*Proof.* By Lemma 2 it holds that to robustly minimize  $\beta_q$ , it suffices to minimize  $\|\tilde{x}' - x^*\|_1$ . This norm is the sum of  $n$  absolute values, each of which can be set to  $\theta_i$  with linear Constraints (10a) and (10b). Hence, the minimization of  $\|\tilde{x}' - x^*\|_1$  is equivalent to minimization of  $\sum_{i=1}^n \theta_i$  subject to (10a) and (10b). The bounds on the dynamics of System (3) can be expressed as linear Conditions (10d) and (10e), each of which has to hold for all  $z \in q$ , i.e.,  $z$  is a free variable. To turn the optimization into an LP,  $z$  is expressed as the difference of two non-negative decision variables  $z'$  and  $z''$  in Constraint (10c).  $\square$

**Remark 5.** *Note that the controller obtained via the LP is a vector of scalars for each region  $q$ . This leads to a feedback controller  $\pi$  over the regions  $q \in Q$ . It may be possible to express  $u$  as SOS polynomials, which would be a feedback controller over  $x$ . That could potentially provide a tighter bound for  $\beta_q$  at the cost of extra computation since SOS optimization is more expensive than LP.*

## 5.1 Control Synthesis Algorithm

Our framework for computing a barrier certificate as well as minimally-invasive controllers for NNDMs is outlined in Algorithm 1. First, the safe set  $X_s$  is uniformly partitioned into a finite set of regions  $|Q|$ , and bounds of  $f^w$  are computed as piece-wise linear functions per Section 4.1. Then, for a given polynomial degree  $m \geq 2$ , a barrier certificate along with its corresponding safety probability bound are computed in accordance with Theorem 1. If this probability is greater than or equal to  $\delta_s$ , the NNDM is certified, and the algorithm terminates. Otherwise, it iteratively searches for  $\epsilon$ -minimally-invasive controllers. In each iteration, upper bound  $\bar{\eta}$  is set on  $\eta$  (initially with its largest possible value  $1 - \delta_s$  and then reduced by  $\Delta\eta > 0$ ), and a new barrier function is computed with this bound, where the objective function is minimization of  $\beta$  to ensure  $\epsilon$ -minimally-invasive controllers. Then, for each  $q \in Q$ ,  $\beta_q$  is checked against the threshold. If exceeding, a controller is computed for  $q$  in accordance with Theorem 2. This process repeats until a satisfactory  $P_s$  is obtained or  $\bar{\eta} < 0$ .

We highlight two important properties of this algorithm: it clearly terminates in finite time, and if  $P_s \geq \delta_s$ , the synthesized controller is correct-by-construction.

---

### Algorithm 1: NNDM Controller Synthesis

---

**Input** : NN  $f^w$ , safe set  $X_s$ , noise covariance  $R$ , polynomial degree  $m$ , threshold  $\delta_s$ , and step size  $\Delta\eta$

**Output** : feedback controller  $\pi$ , and safety probability bound  $P_s$

- 1  $Q, \underline{f}_q, \bar{f}_q \leftarrow \text{PARTITIONANDCOMPUTEBOUNDS}(X_s, f^w), \quad k \leftarrow 0$
- 2  $\eta, \beta, B(x) \leftarrow \text{COMPUTE BARRIER CERTIFICATE}(Q, \underline{f}_q, \bar{f}_q, R, m) \quad // \text{Theorem 1}$
- 3 **while**  $P_s < \delta_s$  and  $\bar{\eta} > 0$  **do**
- 4      $\bar{\eta} \leftarrow 1 - (\delta_s - k\Delta\eta), \quad k \leftarrow k + 1 \quad // \text{set upper bound on } \eta$
- 5      $\eta, \beta, B(x) \leftarrow \text{COMPUTE BARRIER CERTIFICATE}(Q, \underline{f}_q, \bar{f}_q, R, m, \bar{\eta}) \quad // \text{Theorem 1}$
- 6     **for**  $q \in Q$  **do**
- 7          $\pi \leftarrow (q, 0)$
- 8         **if**  $\beta_q > (1 - \delta_s - \eta)/N$  **then**
- 9              $\pi \leftarrow (q, u_q) \leftarrow \text{COMPUTE CONTROL}(\arg \min B(x), q, \underline{f}_q, \bar{f}_q, U) \quad // \text{Theorem 2}$
- 10              $\beta_q \leftarrow \text{UPDATE BETA}(B(x), u_q) \quad // \text{evaluate Condition (8d)}$
- 11      $P_s \leftarrow 1 - (\eta + N \max_{q \in Q} \beta_q)$
- 12 **return**  $\pi, P_s$

---

## 6 Case Studies

We demonstrate the efficacy of our framework on several case studies. We first show that our verification method is able to produce non-trivial safety guarantees for NNDMs trained using imitation learning techniques [35] from data gathered by rolling out RL agents trained with state-of-the-art RL techniques. Further, we show how using our control approach significantly increases the safety probability.

**Models** We trained the Pendulum and Cartpole agents from the OpenAI gym environment. For training, we collected input-output states of the system executed under expert controllers, either a look-up table or an NN controller. We picked the best controller available for the agents from the OpenAI Leaderboard [36]. We also trained four-dimensional husky models. We initially trained a NNDM along with NN controller on the trajectory data generated from a physics simulator as outlined in [9]. We then used this NNDM to generate input-output data and trained closed-loop NNDMs as specified above. In total, we trained 8 fully-connected multi-layer perceptron NNDM architectures with upto 5 hidden layers and 256 neurons, each with ReLU activation function. The dimensionality and architecture information for each model is shown in Table 1.

**Implementation and Experimental Setup** We implemented our algorithms in Python and Julia. For collecting data and training, we used the TensorFlow framework [37]. To compute the linear approximations of the NNDMs, we utilized  $\alpha$ -CROWN [33]. For the optimization, we used Julia’s *SumOfSquares.jl* package [38, 39]. The optimizations are all performed single-threaded on a computer with 3.9 GHz 8-Core CPU and 64 GB of memory. The barrier and controller synthesis code is available at <https://github.com/aria-systems-group/NeuralNetControlBarrier>.



Table 1: Benchmark results for barrier certificate and control synthesis on various NNDMs. Threshold  $\delta_s = 0.95$  was used for the minimally-invasive control synthesis. Architecture  $h \times [r]$  denotes a NNDM with  $h$  hidden layers, each with  $r$  neurons.

Model	Dim.	Architecture	$ Q $	Verification			Control		
				$\beta$	$P_s$	Time (min)	$\beta$	$P_s$	Time (min)
Pendulum	2	$1 \times [64]$	120	0.002	0.997	0.09	-	-	-
			240	0.002	0.997	0.14	-	-	-
			480	0.003	0.997	0.42	-	-	-
		$2 \times [64]$	120	0.191	0.785	0.06	$10^{-6}$	0.999	0.05
			240	0.153	0.844	0.14	$10^{-6}$	0.998	0.12
			480	0.075	0.922	0.46	$10^{-6}$	0.997	0.34
		$3 \times [64]$	120	0.384	0.603	0.06	$10^{-6}$	0.986	0.04
			240	0.288	0.707	0.14	$10^{-6}$	0.995	0.13
			480	0.208	0.791	0.44	$10^{-6}$	0.998	0.46
		$5 \times [64]$	480	0.735	0.172	0.45	$10^{-6}$	0.951	0.36
			960	0.603	0.302	1.56	$10^{-6}$	0.951	1.59
			1920	0.421	0.504	6.61	$10^{-6}$	0.951	5.33
Cartpole	4	$1 \times [128]$	960	0.623	0.375	17.99	$10^{-6}$	0.998	13.35
			1920	0.414	0.577	65.14	$10^{-6}$	0.992	35.09
			3840	0.382	0.602	222.84	$10^{-6}$	0.984	160.99
		$2 \times [128]$	960	0.811	0.181	19.84	$10^{-6}$	0.993	13.30
			1920	0.576	0.402	51.36	$10^{-6}$	0.997	36.95
			3840	0.664	0.333	239.21	$10^{-6}$	0.997	162.57
Husky	4	$1 \times [256]$	900	0.431	0.366	16.65	$10^{-6}$	0.951	11.81
			1800	0.425	0.382	53.55	$10^{-6}$	0.951	33.73
			2250	0.367	0.494	81.32	$10^{-6}$	0.951	46.49
		$2 \times [256]$	4800	0.347	0.538	345.28	$10^{-6}$	0.951	304.67
			1800	0.544	0.011	74.69	$10^{-6}$	0.800	35.22
			2250	0.502	0.222	74.83	$10^{-6}$	0.951	51.76
			4800	0.415	0.384	406.69	$10^{-6}$	0.951	306.41

All the results are shown in Table 1. The computation times indicate the time to synthesize the barrier and the controller using Theorems 1 and 2, respectively. The barrier degree is 4 for all the case studies. Below we provide a brief discussion on the results. For more in-depth discussions and details on the discretization and hyperparameters, see Appendix A in the supplementary material.

**Verification** As expected, the safety probability almost always increases with  $|Q|$  (finer partitions) since the linear bounds for  $f^w$  become more accurate. The only exception is Cartpole 2-layer NNDM, which decreases in  $P_s$  from  $|Q|$  of 1920 to 3840. After a closer inspection, we observed that the linear bounds computed for 3840 discretization are looser than 1920, resulting in lower  $P_s$ . This is possible because, to compute the linear bounds,  $\alpha$ -CROWN uses a projected gradient descent approach, which does not guarantee to converge to global optima. Another trend in the results is that finer discretizations come at the cost of an increased computation time. For instance, on the 2-layer Husky model, increasing  $|Q|$  from 1800 to 4800 increases  $P_s$  from 0.011 to 0.384, at the price of a more than 5-fold increase in the computation time.

**Control Synthesis** We observe that for all NNDMs, whose  $P_s$  is lower than  $\delta_s = 0.95$ , except one case, the controller synthesis algorithm is able to produce  $P_s \geq \delta_s$ , showing the effectiveness of our control method. The exception is for Husky with 2-hidden layers and  $|Q| = 1800$ , where the controller increases  $P_s$  from 0.011 to 0.800 (73-fold increase) yet cannot meet the 0.95 threshold. In fact, for all the models, the controller reduces  $\beta$  to  $10^{-6}$ . Figure 1 illustrates the minimally-invasive aspect of the controllers. It shows the  $\beta_q$  values for the Pendulum NNDM with 2 layers before and after the application of the controllers with three different sizes of  $|Q|$ . For  $|Q| = 120$ , all the regions require controllers, but for  $|Q| = 240$  and 480, respectively, only 69.2% and 23.75% of the regions require controllers; hence, the minimally-invasive controller focuses specifically on those regions and does not affect those with already-small  $\beta_q$ .

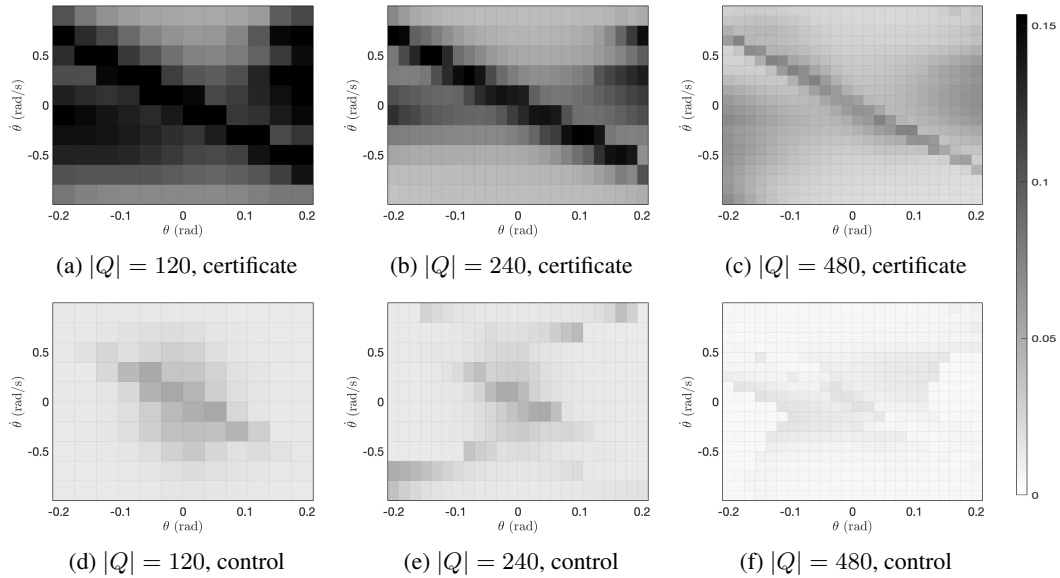


Figure 1: Comparison of  $\beta_q$  values for the Pendulum NNDM with 2 layers and 64 neurons per layer before and after applying the controller for various  $|Q|$ . Shade of gray correspond to the values of  $\beta_q$ .

## 7 Conclusion

In this work, we introduced a methodology for providing safety guarantees for NNDMs using stochastic barrier functions. We showed that the problem of finding a stochastic barrier function for a NNDM can be relaxed to an SOS optimization problem. Furthermore, we derived a novel framework for synthesis of an affine controller with the goal of maximizing the safety probability in a minimally-invasive manner. Experiments showcase that, along with a minimally-invasive controller, we can guarantee safety for various standard reinforcement learning problems.

A bottleneck to our approach is the discretization step, which is required to obtain piece-wise linear under- and over-approximations of the neural network, and can be expensive for higher dimensional spaces. A future direction is to relax the reliance on this step. Another future direction is to consider a more expressive class of barrier functions than SOS polynomials.

## References

- [1] Christel Baier and Joost-Pieter Katoen. *Principles of model checking*. MIT Press, 2008.
- [2] Morteza Lahijanian, Sean B Andersson, and Calin Belta. Temporal logic motion planning and control with probabilistic satisfaction guarantees. *IEEE Transactions on Robotics*, 28(2):396–409, 2011.
- [3] Luca Laurenti, Morteza Lahijanian, Alessandro Abate, Luca Cardelli, and Marta Kwiatkowska. Formal and efficient synthesis for continuous-time linear stochastic hybrid processes. *IEEE Transactions on Automatic Control*, 2020.
- [4] Calin Belta and Sadra Sadraddini. Formal methods for control synthesis: An optimization perspective. *Annual Review of Control, Robotics, and Autonomous Systems*, 2:115–140, 2019.
- [5] Maziar Raissi, Paris Perdikaris, and George E Karniadakis. Physics-informed neural networks: A deep learning framework for solving forward and inverse problems involving nonlinear partial differential equations. *Journal of Computational physics*, 378:686–707, 2019.
- [6] John Cristian Borges Gamboa. Deep learning for time-series analysis. *arXiv preprint arXiv:1701.01887*, 2017.

- [7] Stephen Prajna, Ali Jadbabaie, and George J Pappas. A framework for worst-case and stochastic safety verification using barrier certificates. *IEEE Transactions on Automatic Control*, 52(8):1415–1428, 2007.
- [8] Cesar Santoyo, Maxence Dutreix, and Samuel Coogan. A barrier function approach to finite-time stochastic system verification and control. *Automatica*, 125:109439, 2021.
- [9] Anusha Nagabandi, Gregory Kahn, Ronald S Fearing, and Sergey Levine. Neural network dynamics for model-based deep reinforcement learning with model-free fine-tuning. In *2018 IEEE International Conference on Robotics and Automation (ICRA)*, pages 4063–4069. IEEE, 2017.
- [10] Keene Chin, Tess Hellebrekers, and Carmel Majidi. Machine learning for soft robotic sensing and control. *Advanced Intelligent Systems*, 2(6):1900171, 2020.
- [11] Kurtland Chua, Roberto Calandra, Rowan McAllister, and Sergey Levine. Deep reinforcement learning in a handful of trials using probabilistic dynamics models. In *Advances in Neural Information Processing Systems*, pages 4754–4765, 2018.
- [12] Aaron D. Ames, Samuel Coogan, Magnus Egerstedt, Gennaro Notomista, Koushil Sreenath, and Paulo Tabuada. Control barrier functions: Theory and applications. In *2019 18th European Control Conference (ECC)*, pages 3420–3431, 2019.
- [13] Stephen Prajna and Ali Jadbabaie. Safety verification of hybrid systems using barrier certificates. In *International Workshop on Hybrid Systems: Computation and Control*, pages 477–492. Springer, 2004.
- [14] Stephen Prajna, Ali Jadbabaie, and George J. Pappas. A framework for worst-case and stochastic safety verification using barrier certificates. *IEEE Transactions on Automatic Control*, 52(8):1415–1428, 2007.
- [15] Aaron D Ames, Jessy W Grizzle, and Paulo Tabuada. Control barrier function based quadratic programs with application to adaptive cruise control. In *53rd IEEE Conference on Decision and Control*, pages 6271–6278. IEEE, 2014.
- [16] Ian J Goodfellow, Jonathon Shlens, and Christian Szegedy. Explaining and harnessing adversarial examples. *arXiv preprint arXiv:1412.6572*, 2014.
- [17] Guy Katz, Clark Barrett, David L Dill, Kyle Julian, and Mykel J Kochenderfer. Reluplex: An efficient SMT solver for verifying deep neural networks. In *International Conference on Computer Aided Verification*, pages 97–117. Springer, 2017.
- [18] Huan Zhang, Tsui-Wei Weng, Pin-Yu Chen, Cho-Jui Hsieh, and Luca Daniel. Efficient neural network robustness certification with general activation functions. *arXiv preprint arXiv:1811.00866*, 2018.
- [19] Ruediger Ehlers. Formal verification of piece-wise linear feed-forward neural networks. In *International Symposium on Automated Technology for Verification and Analysis*, pages 269–286. Springer, 2017.
- [20] Matthew Wicker, Luca Laurenti, Andrea Patane, Nicola Paoletti, Alessandro Abate, and Marta Kwiatkowska. Certification of iterative predictions in bayesian neural networks. *Uncertainty in Artificial Intelligence (UAI)*, 2021.
- [21] Steven Adams, Morteza Lahijanian, and Luca Laurenti. Formal control synthesis for stochastic neural network dynamic models. *arXiv preprint arXiv:2203.05903*, 2022.
- [22] Tianhao Wei and Changliu Liu. Safe control with neural network dynamic models. *arXiv preprint arXiv:2110.01110*, 2021.
- [23] Ricky TQ Chen, Yulia Rubanova, Jesse Bettencourt, and David K Duvenaud. Neural ordinary differential equations. *Advances in neural information processing systems*, 31, 2018.
- [24] Dimitir P Bertsekas and Steven Shreve. *Stochastic optimal control: the discrete-time case*. Athena Scientific, 2004.

- [25] Murray Marshall. *Positive polynomials and sums of squares*. American Mathematical Soc., 2008.
- [26] Harold J Kushner. Stochastic stability and control. Technical report, Brown Univ Providence RI, 1967.
- [27] Hilbert. Ueber die darstellung definiter formen als summen von formenquadraten. *Mathematische Annalen*, 32:342–350, 1888.
- [28] Lieven Vandenberghe and Stephen Boyd. Semidefinite programming. *SIAM review*, 38(1):49–95, 1996.
- [29] Gilbert Stengle. A nullstellensatz and a positivstellensatz in semialgebraic geometry. *Mathematische Annalen*, 207:87–98, 1974.
- [30] Shiqi Wang, Kexin Pei, Justin Whitehouse, Junfeng Yang, and Suman Jana. Efficient formal safety analysis of neural networks. In *Advances in Neural Information Processing Systems*, pages 6367–6377, 2018.
- [31] Shiqi Wang, Kexin Pei, Justin Whitehouse, Junfeng Yang, and Suman Jana. Formal security analysis of neural networks using symbolic intervals. In *27th {USENIX} Security Symposium ({USENIX} Security 18)*, pages 1599–1614, 2018.
- [32] Shiqi Wang, Huan Zhang, Kaidi Xu, Xue Lin, Suman Jana, Cho-Jui Hsieh, and J. Zico Kolter. Beta-crown: Efficient bound propagation with per-neuron split constraints for complete and incomplete neural network robustness verification. *Conference and Workshop on Neural Information Processing Systems*, 3 2021.
- [33] Kaidi Xu, Huan Zhang, Shiqi Wang, Yihan Wang, Suman Jana, Xue Lin, and Cho-Jui Hsieh. Fast and complete: Enabling complete neural network verification with rapid and massively parallel incomplete verifiers. *International Conference on Learning*, 11 2020.
- [34] Jacob Steinhardt and Russ Tedrake. Finite-time regional verification of stochastic non-linear systems. *The International Journal of Robotics Research*, 31(7):901–923, 2012.
- [35] Steven L Brunton and J Nathan Kutz. *Data-driven science and engineering: Machine learning, dynamical systems, and control*. Cambridge University Press, 2022.
- [36] Gym leaderboard. <https://github.com/openai/gym/wiki/Leaderboard>.
- [37] Martín Abadi, Ashish Agarwal, Paul Barham, Eugene Brevdo, Zhifeng Chen, Craig Citro, Greg S. Corrado, Andy Davis, Jeffrey Dean, Matthieu Devin, Sanjay Ghemawat, Ian Goodfellow, Andrew Harp, Geoffrey Irving, Michael Isard, Yangqing Jia, Rafal Jozefowicz, Lukasz Kaiser, Manjunath Kudlur, Josh Levenberg, Dandelion Mané, Rajat Monga, Sherry Moore, Derek Murray, Chris Olah, Mike Schuster, Jonathon Shlens, Benoit Steiner, Ilya Sutskever, Kunal Talwar, Paul Tucker, Vincent Vanhoucke, Vijay Vasudevan, Fernanda Viégas, Oriol Vinyals, Pete Warden, Martin Wattenberg, Martin Wicke, Yuan Yu, and Xiaoqiang Zheng. TensorFlow: Large-scale machine learning on heterogeneous systems, 2015. Software available from tensorflow.org.
- [38] Tillmann Weisser, Benoît Legat, Chris Coey, Lea Kapelevich, and Juan Pablo Vielma. Polynomial and moment optimization in julia and jump. In *JuliaCon*, 2019.
- [39] Benoît Legat, Chris Coey, Robin Deits, Joey Huchette, and Amelia Perry. Sum-of-squares optimization in Julia. In *The First Annual JuMP-dev Workshop*, 2017.

## A Additional Discussions on the Experiments

In this section, we delineate a more in-depth discussion and detailed description of the training process for the pendulum and cartpole NNDMs. We then showcase our experiments on two of the OpenAI agents by providing simulation results for both the certification and the control of the NNDMs. At last, a detailed description on the training process for the husky is provided.

### A.1 Pendulum and Cartpole

We trained NNDMs with fixed number of epochs (300) and implemented an early stopping method to avoid over-fitting. The number of data points were increased from 5,000 to 50,000 as the depth of the NNDM increased for a fixed model, ranging from 1 layer to 5 layers. Figure 2 shows the vector fields of the pendulum NNDMs with various architectures.

**Pendulum** In this case-study, we developed a NNDM for a Pendulum agent which has fixed mass  $m$  and length  $l$  with actuator limits  $u \in [-10, 10]$ . We trained the NN under a given controller from [36] that tries to keep the pendulum upright. We modified the original OpenAI gym environment and directly learned the evolution of state variables  $\theta$  and  $\dot{\theta}$ . We trained  $f^w : \mathbb{R}^2 \rightarrow \mathbb{R}^2$  with one to five hidden layers with 64 neurons each. The NNDM is trained in region  $\theta \in [-\pi, \pi]$  and  $\dot{\theta} \in [-1, 1]$ . We compute linear bounds for various discretization sizes as discussed in Section 4.1.

The dynamics of the system is

$$\dot{\theta}_{k+1} = \dot{\theta}_k + \frac{3g}{2l} \sin(\theta_k) \delta t^2 + \frac{3}{ml^2} u \delta t^2, \quad (11)$$

$$\theta_{k+1} = \theta_k + \dot{\theta}_{k+1} \delta t \quad (12)$$

For the Pendulum 1-layer NNDM models, we notice that the probability of safety is above  $\delta_s$  even for coarser discretizations. In general, we observe that for a fixed model, the probability of safety increases as the discretization becomes finer. For a fixed discretization, the general trend is a decrease in probability of safety as the model gets deeper (more hidden layers).

Figure 3 shows the evolution of the state variables with and without the controller  $\pi$  and the control evolution  $u$  under  $\pi$  for the 3-layer NNDM model. We observe that the NNDM without the controller has more oscillation while the system using the minimally invasive controller is more stable. In one simulation, we observed that the system’s state comes close to unsafe region and the controller is successfully able to push the system to the safe set. We also note that the controller magnitude varies from 0.1 to -0.3 which is within its bounds of  $[-10, 10]$ .

**Cartpole** For this 4-dimensional agent, we trained a NNDM that predicts the next state of the cartpole given the current state, i.e.,  $f^w : \mathbb{R}^4 \rightarrow \mathbb{R}^4$ . For each model, we trained the NNDM with one to three layers with 128 neurons in each layer. The safe set is  $x \in [-1, 1]$ ,  $\dot{x} \in [-0.5, 0.5]$ ,  $\theta \in [-0.035, 0.035]$ , and  $\dot{\theta} \in [-0.5, 0.5]$  with control limits  $u_1, u_2 \in [-1, 1]$  in linear acceleration and angular acceleration dimensions. While the computation time to obtain the linear approximations increases significantly as the number of layers and number of neurons per layer increases, we notice the same trends as observed in the Pendulum agent’s experiment, i.e., an increase in  $P_s$  with finer discretization and a decrease in  $P_s$  as the model gets deeper (more hidden layers). For all the cartpole

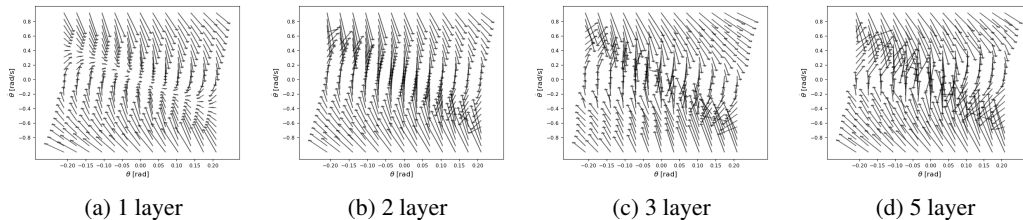


Figure 2: Vector fields of the NNDMs for the pendulum system with various architectures.

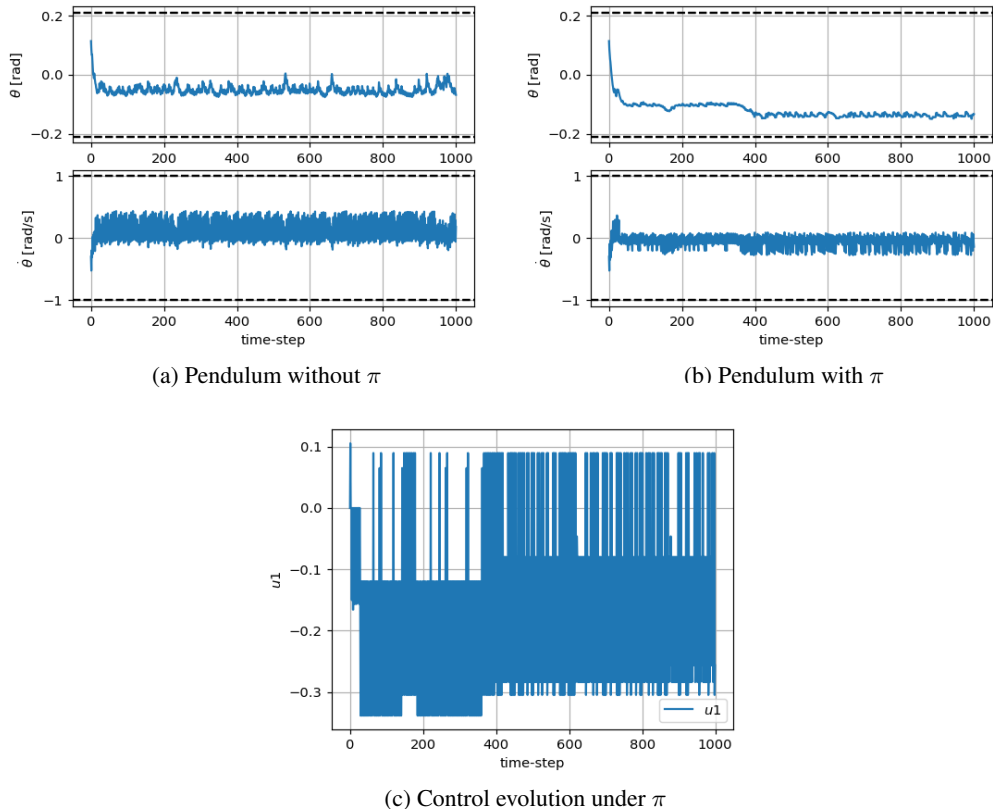


Figure 3: State evolution of the Pendulum 3 layer NNDM model for 1000 steps with and without safety feedback controller  $\pi$ . Blue line shows state evolution for the system starting at  $\theta = 0.114$ , and  $\dot{\theta} = -0.3$ . Black dotted line demarcates the safe space ( $X_s$ ) for the system. The initial state corresponds to the partition ( $q$ ) with the highest  $\beta$  value.

models, to achieve the desired probability of safety  $\delta_s$ , the controller needs to be applied in all the regions. Figure 4 shows the evolution of the 2-layer NNDM cartpole with and without the safety controller. We can see that NNDM enters the unsafe space in  $x$  and  $\dot{x}$  dimensions without the controller. But, our controller is able to keep the system within the safe set as seen in Figure 4b while itself also stays within its allowable range of  $[-1, 1]$  as seen in Figure 4c.

## A.2 Husky

We trained a Husky NNDM to stay within a lane, using the approach as outlined in [9]. Specifically, a hybrid Model-Based Model-Free (MB-MF) architecture has been used for training. Further, a dynamic model represented as an NN with a model-based controller, i.e. Model Predictive Controller (MPC), was used to learn specific tasks. These include moving from one point to another, and staying in a lane. We then use the data generated from this model to initialize a model-free RL algorithm to gain better sample efficiency. This enabled us to learn the unknown dynamic model and a policy for the task with less number of samples compared to a pure model-free approach.

In our case study, we consider a 4-D Husky model, whose states are the  $x$  and  $y$  position, the orientation  $\theta$  and the velocity  $v$ . The NNDM is trained in region  $x \in [-0.5, 2]$ ,  $y \in [-1, 1]$ ,  $\theta \in [-0.261, 0.261]$  and  $v \in [-0.5, 0.5]$ . The control actions for this model are linear acceleration and angular acceleration with control limits  $u_1, u_2 \in [-1, 1]$ . The dynamic model has an input layer with each neuron (six in total) representing the individual states and actions of the system. Further, the dynamic model consists of one hidden layer with 500 neurons (ReLU activation functions), and the output of the NN is the state difference (4 output neurons) for a defined discretization time  $\Delta T$ .

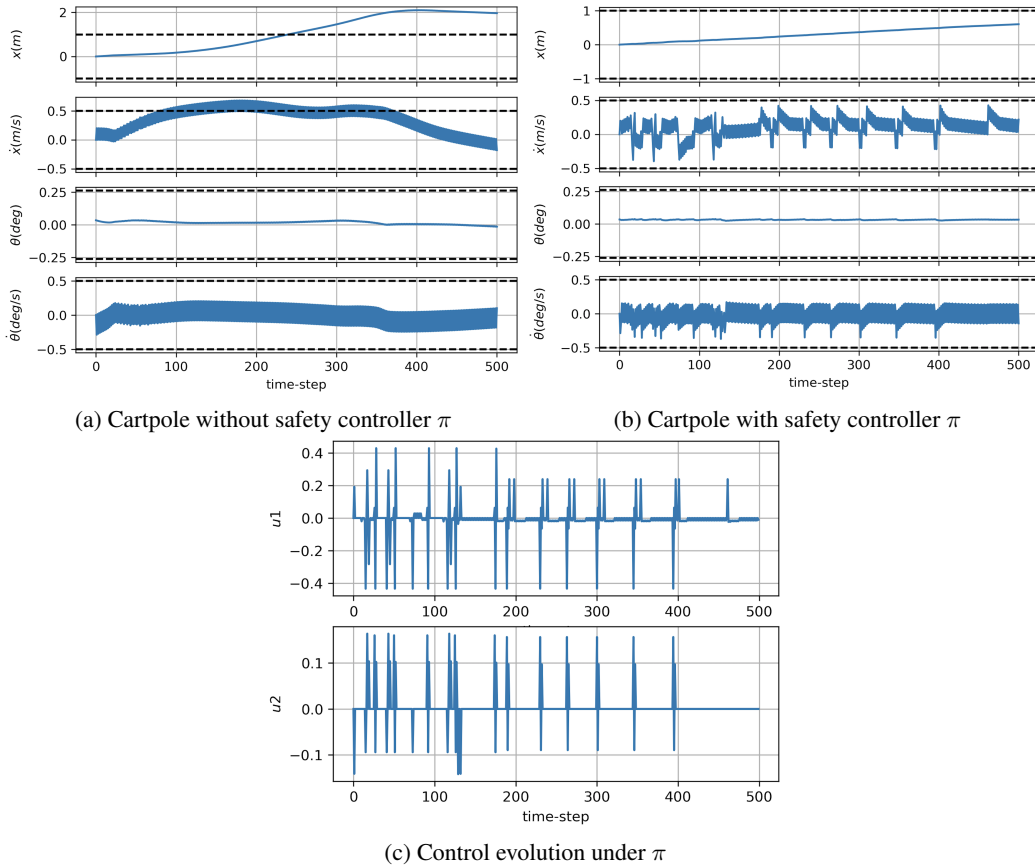


Figure 4: State evolution of the cartpole NNDM with 2 layers for 500 steps with and without safety feedback controller  $\pi$  in (a) and (b), respectively. Blue line shows state evolution for the system starting at  $x = 0$ ,  $\dot{x} = 0$ ,  $\theta = 0.0349$ , and  $\dot{\theta} = 0$ . Black dotted line demarcates the safe space ( $X_s$ ).

The data used for training the dynamic model was generated from a Husky environment modelled in the PyBullet physics simulator. The dynamic model is trained using trajectory data generated from PyBullet, by applying random actions to a set of initial states sampled from a distribution. The data is normalized to give equal weights to all the states. We used a MPC controller to generate policies required to complete the specific motion task. We then generated a set of expert actions from this MPC controller to train a new policy network  $\pi_c$ . The policy network has one input layer (4 input neurons) representing the states, two hidden layers with 64 neurons each (all tanh activation functions), and one output layer with 2 neurons representing the actions. This policy network  $\pi_c$  was used as an initial policy for the model-free RL. We used the Trust Region Policy Optimization algorithm (TRPO) as a policy gradient method to perform RL. The parameters that we used for our training are described in Table 2.

The trained dynamic model and the policy network  $\pi_c$  were combined to represent the closed-form dynamics of the system. We performed imitation learning on the input-output data obtained from this combined model, to train a NNDM  $f^w : \mathbb{R}^n \rightarrow \mathbb{R}^n$ , where  $n$  is the states of the system.

Table 2: Parameters for dynamic model and policy network training for the husky systems.

Parameter	4-D Husky
Open-loop Dynamic Model Architecture	$6 \times 500(\text{ReLU}) \times 4$
Policy Network Architecture	$4 \times 64(\text{tanh}) \times 64(\text{tanh}) \times 2$
Dynamic Model Training Epoch	200
Discretization Time $\Delta T$ (secs)	0.1
MPC Controller Horizon (Timesteps)	1
Number of MPC rollouts	100
Closed-loop NNDM Architecture 1	$4 \times 256(\text{ReLU}) \times 4$
Closed-loop NNDM Architecture 2	$4 \times 256(\text{ReLU}) \times 256(\text{ReLU}) \times 4$