

# Discrete-time Layered-network Epidemics Model with Time-varying Transition Rates and Multiple Resources

Shaoxuan Cui <sup>a</sup>, Fangzhou Liu <sup>b</sup>, Hildeberto Jardón-Kojakhmetov <sup>a</sup>, Ming Cao <sup>c</sup>

<sup>a</sup>*Bernoulli Institute, Faculty of Science and Engineering, University of Groningen, The Netherlands*

<sup>b</sup>*Research Institute of Intelligent Control and Systems, School of Astronautics, Harbin Institute of Technology, China*

<sup>c</sup>*ENTEG, Faculty of Science and Engineering, University of Groningen, The Netherlands*

---

## Abstract

This paper studies a discrete-time time-varying multi-layer networked SIWS (susceptible-infected-water-susceptible) model with multiple resources under both single-virus and competing multi-virus settings. Besides the human-to-human interaction, we also consider that the disease can diffuse on different types of medium. We use *resources* to refer to any media that the pathogen of a virus can spread through, and do not restrict the resource only to be water. In the single-virus case, we give a full analysis of the system's behaviour related to its healthy state and endemic equilibrium. In the multi-virus case, we show analytically that different equilibria appear driven by the competition among all viruses. We also show that some analytical results of the time-invariant system can be expanded into time-varying cases. Finally, we illustrate the results through some simulations.

*Key words:* Epidemic Processes, Stability, Time-varying Transition Rates, Multi-layer Network, Discrete-time Systems

---

## 1 Introduction

During the special time of Covid-19 crisis, the study of epidemic models has drawn a lot of attention from communities of applied mathematics [1], physics [2] and biology [3], among others. Besides the spread of a disease, epidemic models can also be used to describe the spreading process in a more general context, such as information diffusion in social networks [4] and computer virus dissemination [5], which lies in the forefront of information science to social science. Various models have been developed to characterize such a process, e.g., susceptible-infected (SI), susceptible-infected-susceptible (SIS), and susceptible-infected-recovered (SIR). An overview of these models is provided in [6, 7].

The SIS model originates from the early study of [8]. The SIS model is a classic epidemics model, in which an individual is either in the susceptible (S) state or infected (I) state. On one hand, a healthy agent becomes infected at some infection rate  $\beta$  depending on the interactions

with its neighbours. On the other hand, an infected individual can recover and return to a susceptible state at some healing rate  $\delta$ . In the real world, the disease spreading is a heterogeneous process in the sense that the way how individuals interact with each other may vary from group to group. To deepen the understanding of the spreading process among a large scale population, considerable efforts have been put on the research of networked SIS models, both in continuous time [9–11] and discrete time [12–14]. These networked SIS models show great potential to describe the real propagation phenomena in biological processes and in innovation dissemination. For example, the discrete-time model [12] has been validated by real data in the area of virus spreading and innovation diffusion.

However, the aforementioned networked SIS model have several obvious disadvantages. One of the major drawbacks is that all models studied in [9–14] only consider time invariant-spreading parameters. This does not reflect the fact that most real spreading processes are time-varying. In [15], a time-varying version of the SIS model is developed and analyzed to this end. Furthermore, the models in [9–15] are restricted to the single-virus setting, while ignoring the fact that multiple viruses can compete for spreading in real-life scenarios. Examples of the afore-

---

*Email addresses:* s.cui@rug.nl (Shaoxuan Cui), fangzhouliu.ac@gmail.com (Fangzhou Liu), h.jardon.kojakhmetov@rug.nl (Hildeberto Jardón-Kojakhmetov), m.cao@rug.nl (Ming Cao).

mentioned framework include competing viruses in the biological process [16] or competing innovation products in marketing [17]. Along this line of research, a bi-virus continuous-time SIS model is proposed in [18], and it is shown that the competition among two viruses finally leads to either convergence to the healthy state, “winner takes all”, or to coexistence of multiple viruses, depending on the condition. Its discrete-time version is proposed in [19] and validated with real data. However, analysis of the endemic behaviours is not carried out. Combining the ideas of multi-virus and time-varying topology, the continuous-time multi-virus time-varying model is proposed in [20] and the system’s behaviour is further studied under the influence of mutations and human awareness.

Note that the conventional networked SIS model only focuses on the direct human-to-human interaction. The indirect spreading of pathogens through other media (resources) is not taken into consideration. In this work, resource refers to media, and both words are used interchangeably. For instance, a waterborne disease can spread through the water supply and consequently infect the people who use such water resource [21]. The disease can also diffuse through insects [22] or over the ventilation system [23]. Based on the SIS type disease spreading, by adding one water counterpart  $W$  (not restricted to be water resource and can be other resource) into the conventional SIS model, the continuous-time SIWS model<sup>1</sup> is proposed in [27]. However, in this work, only one single water resource and one single virus is considered in the model. Recently, the model has been further expanded into a multi-virus single-resource SIWS model in [28], and a single-virus SIWS model coupled with an infrastructure network (multiple resources involved) in [29]. By considering a time-varying topology, the single-virus and single-resource time-varying SIWS model is studied in [30].

Although it is evident that an intensive effort has been put on the study of the continuous-time SIWS model, to the best of our knowledge, no previous study is dedicated to the analysis of a discrete-time SIWS model. It is very important to fill this gap, since real data is frequently sampled in a discrete manner, and therefore a discrete-time model could be more suitable for applications. Furthermore, no previous work deals with the variation of multi-virus, multi-resource and time-varying spreading parameters at the same time. In real spreading processes, transition rates are time-varying and multiple viruses diffuse via different kinds of media. As an example, just consider the most recent scenario of Covid-19, where the Omicron and Delta variants compete for spreading [31]. Besides, Covid-19 pathogen is confirmed to be found in

wastewater [32] and different types of surfaces such as trees, buildings, and vehicles [33]. The spreading parameters of Covid-19 is no doubt time-varying and spatially-heterogeneous. These aforementioned reasons motivate us to develop a multi-virus, multi-resource discrete-time SIWS model with time-varying spreading parameters at the same time to have a more general setting to better characterize the real spreading process.

The contributions of the present paper are multiple: 1) we propose a discrete-time time-varying single-virus networked layered SIWS model with time-varying parameters and multiple resources. To the best of our knowledge, it is the first model to describe an SIWS type spreading process in discrete time. This single-virus model will serve as a foundation which allow us to deal with the modeling and analysis of our more general multi-virus model. 2) We further generalize the discrete-time model into a setting of multiple competing viruses. Thus, it is also the first model to study multiple viruses, multiple resources, and time-varying parameters simultaneously in the SIWS type spreading process, which makes our model have a more general framework and potentially more suitable for applications. 3) We provide a full-system analysis for our proposed models with regard to both healthy state behaviour and endemic behaviour. We study the question under which circumstances the time varying model converges to the endemic equilibrium. As mentioned above, all related works on time-varying SIS or SIWS model [15, 20, 30] and multi-virus discrete-time SIS model [19] do not address such a question. 4) We also present detailed numerical simulations highlighting our main results, and allowing us to discuss on more complex scenarios.

The paper is organized as follows: firstly, we introduce some preliminaries and propose a single-virus discrete-time SIWS model in section 2. Then, we show our main results for the single-virus case in section 3. Later on, in section 4, we extend and generalize the system into the multi-virus case and provide some analytical results. Afterwards, some numerical results are given to illustrate the main results in section 5. Finally, we make some discussion and draw relevant conclusions in section 6.

*Notations:* Let  $\mathbb{R}$  and  $\mathbb{N}$  be the set of real numbers and nonnegative integers, respectively. Given a matrix  $M \in \mathbb{R}^{n \times n}$ ,  $\rho(M)$  is the spectral radius of  $M$ , which is the largest absolute value of the eigenvalues of  $M$ . By  $s_1(M)$  we denote the the largest real part among the eigenvalues of  $M$ . For a matrix  $M \in \mathbb{R}^{n \times r}$  and a vector  $a \in \mathbb{R}^n$ ,  $M_{ij}$  and  $a_i$  denote the element in the  $i$ th row and  $j$ th column and the  $i$ th entry, respectively. For any two vectors  $a, b \in \mathbb{R}^n$ ,  $a \gg (\ll) b$  represents that  $a_i > (<) b_i$ , for all  $i = 1, \dots, n$ ;  $a > (<) b$  means that  $a_i \geq (>) b_i$ , for all  $i = 1, \dots, n$  and  $a \neq b$ ; and  $a \geq (\leq) b$  means that  $a_i \geq (\leq) b_i$ , for all  $i = 1, \dots, n$  or  $a = b$ . These component-wise comparisons are also applicable for matrices with the same dimension. The vector  $\mathbf{1}$  ( $\mathbf{0}$ )

<sup>1</sup> In this context, SIWS stands for susceptible-infected-water-susceptible, and the use of  $W$  should be distinguished from waning immunity, which has also been considered [24–26].

represents the column vector or matrix of all ones (zeros) with appropriate dimension. The matrix  $I$  represents the identity matrix with appropriate dimension. The notation  $[n]$  denotes the set  $\{1, 2, \dots, n\}$ .

## 2 Preliminaries and Single-virus Model Description

In this section, the background knowledge of graph theory are introduced. Then, we propose our discrete-time single-virus layered networked SIWS model. Finally, we give necessary assumptions for the model. This single-virus model will serve a starting point for our more general multi-virus model.

### 2.1 Preliminaries

Consider a weighted directed graph  $\mathcal{G} = (\mathcal{V}, \mathcal{E}, A)$  where  $\mathcal{V} = \{1, 2, \dots, N\}$ , and  $\mathcal{E} \subseteq \mathcal{V} \times \mathcal{V}$  are the set of vertices and the set of edges, respectively. The matrix  $A = [A_{ij}] \in \mathbb{R}^{N \times N}$  is the nonnegative adjacency matrix. The entry  $A_{ij} > 0$  if and only if there exists an edge from node  $j$  to node  $i$ . Otherwise, the entry  $A_{ij} = 0$ . The graph  $\mathcal{G}$  is strongly connected, if between every pair of nodes there exists a path (a sequence of edges) between them. This strong connectivity reflects the fact that, ultimately, humans are interconnected with each other due to, for example, globalization. We recall that a square matrix is irreducible if it is not similar via a permutation to a block upper triangular matrix, and that the adjacency matrix  $A$  of a graph is irreducible if and only if the associated graph  $\mathcal{G}$  is strongly connected. By definition, a matrix  $M$  is nonnegative if all the entries of  $M$  are nonnegative. In the appendix 7.1, some useful properties of nonnegative matrices are recalled.

We now proceed to the description of our single-virus model.

### 2.2 Model Description

As background, let us first consider the conventional discrete-time SIS model proposed in [12] based on a  $n$ -node human contact network  $\mathcal{G}(A)$ :

$$x_i(t+1) = x_i(t) + h \left( (1 - x_i(t)) \sum_{j=1}^n \beta_{ij} x_j(t) - \delta_i x_i(t) \right), \quad (1)$$

where  $x_i(t)$  denotes the infection probability of agent  $i$  or the infection fraction of group  $i$  at time step  $t$ ;  $\beta_{ij} := \beta_i A_{ij}$ ;  $A_{ij}$  is the entry of the adjacency matrix of the corresponding  $n$ -node network  $\mathcal{G}(A)$ ;  $\beta_i$  and  $\delta_i$  are the infection and healing rates of node  $i$ , respectively; and  $h$  represents the sampling time.

Now, consider an SIS type disease which spreads over a human contact network consisting of  $n$  groups of individuals (agents) and its pathogen diffuses over  $m$  different types of resources that are utilized by some agents in the human contact network. An individual can be infected with the disease either by its infected neighbour in the human contact network, or by the polluted resource the individual utilizes. In turn, the resource can be contaminated by the infected agents uses the resource.

For the graph structure, the human contact network  $\mathcal{G}(A)$  remains unchanged. We further introduce diverse types of resources (water, ventilation system, traffic system) and construct a multi-layer structure. Figure 1 shows an example of such a graph structure.

By adopting the same pathogen dynamic in the resource and parameter modification introduced in [27], we can get the following discrete-time SIWS model with multiple types of resources:

$$x_i(t+1) = (1 - h\delta_i)x_i(t) + h \left[ (1 - x_i(t)) \left( \sum_{j=1}^n \beta_{ij} x_j(t) + \sum_{j=1}^m \beta_{ij}^w w_j(t) \right) \right], \quad (2)$$

$$w_j(t+1) = w_j(t) + h \left( -\delta_j^w w_j(t) + \sum_{k=1}^n c_{jk}^w x_k(t) \right), \quad (3)$$

where  $w_j$  represents the pathogen concentration in the  $j$ th resource;  $\delta_j^w$  is the decay rate of the pathogen;  $c_{jk}^w$  is the effective person-resource contact rate of agent  $j$  with the resource  $k$ . In contrast to [27], we do not assume that only one resource is shared among groups of people and our model allows multiple resources. We assume there is no direct interaction between resources, because this paper mainly focuses on studying pathogen diffusing over different types media. The inner-interaction of pathogen among the same type of medium is beyond the scope of this paper, and is left for future work.

We can simplify our discrete-time model from (2) and (3) into a matrix form as follows:

$$x(t+1) = x(t) + h ((B - X(t)B - D)x(t) + (I - X(t))B_w w(t)), \quad (4)$$

$$w(t+1) = w(t) + h (-D_w w(t) + C_w x(t)), \quad (5)$$

where  $x(t) = [x_1(t), \dots, x_n(t)]^\top$ ,  $X(t) = \text{diag}(x(t))$ ,  $w(t) = [w_1(t), \dots, w_m(t)]^\top$ ,  $B = [\beta_{ij}]_{n \times n}$ ,  $B_w = [\beta_{ij}^w]_{n \times m}$ ,  $D = \text{diag}(\delta_1, \dots, \delta_n)$ ,  $D_w = \text{diag}(\delta_1^w, \dots, \delta_m^w)$  and  $C_w = [c_{jk}^w]_{m \times n}$ . We can further use the following

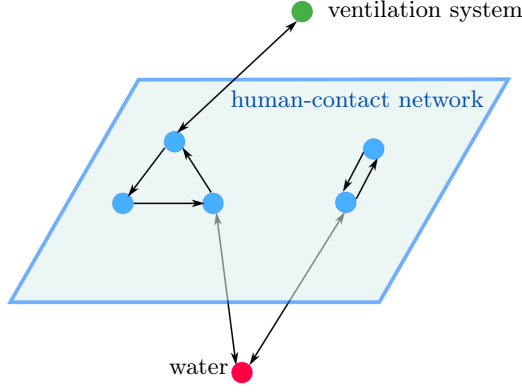


Fig. 1. An example of three layer spreading network. The human contact network is not assumed to be strongly connected. The resources are interconnected to at least one node in the human contact network. We assume that the whole equivalent graph when combining human contact network and multiple resources from different layer is strongly connected. This assumption is possible when the human contact network is not strongly connected, because the resource can serve as a medium connecting different groups of population. The node in the human contact network is the population node. It can denote a single individual or a group of people living in the same neighbourhood, city or province.

notations:

$$z(t) := [x(t)^\top, w(t)^\top]^\top, \quad Z(t) := \begin{bmatrix} \text{diag}(x(t)) & \mathbf{0} \\ \mathbf{0} & \mathbf{0} \end{bmatrix}, \quad (6)$$

$$B_f := \begin{bmatrix} B & B_w \\ C_w & \mathbf{0} \end{bmatrix}, \quad D_f := \begin{bmatrix} D & \mathbf{0} \\ \mathbf{0} & D_w \end{bmatrix},$$

to rewrite (4) and (5) as :

$$z(t+1) = z(t) - h(D_f - (I - Z(t))B_f)z(t). \quad (7)$$

Note that in real epidemic phenomena, the spreading rates can hardly remain time invariant. Instead, they will change over time. In order to better characterize a real spreading behavior, we modify the time-invariant model (7) into the time-varying version. Element-wise, the dynamics now read as

$$x_i(t+1) = x_i(t) + h \left[ (1 - x_i(t)) \left( \sum_{j=1}^n \beta_{ij}(t)x_j(t) + \sum_{j=1}^m \beta_{ij}^w(t)w_j(t) \right) - \delta_i(t)x_i(t) \right], \quad (8)$$

$$w_j(t+1) = w_j(t) + h \left( -\delta_j^w(t)w_j(t) + \sum_{k=1}^n c_{jk}^w(t)x_k(t) \right). \quad (9)$$

Note that the spreading parameters  $\beta_{ij}(t), \delta_i(t), \delta_j^w(t), c_{jk}^w(t)$  are now a function of the time  $t$ .

Similar to what we did above, one can further simplify the system (8)-(9) into a matrix, obtaining:

$$x(t+1) = x(t) + h((B(t) - X(t)B(t) - D(t))x(t) + (I - X(t))B_w(t)w(t)), \quad (10)$$

$$w(t+1) = w(t) + h(-D_w(t)w(t) + C_w(t)x(t)), \quad (11)$$

where the definition of all matrices of spreading parameter  $B(t), D(t), D_w(t), C_w(t)$  remain the same as in (6) but they can now change over time.

Finally, one can get the following system by using notation (6) and considering that all parameter matrices are time-varying:

$$z(t+1) = z(t) - h(D_f(t) - (I - Z(t))B_f(t))z(t). \quad (12)$$

**Remark 1** In this paper, we only assume that the spreading parameters are time-varying. The study of time-varying topology remains a future work.

### 2.3 Technical Assumptions

We introduce several assumptions on the parameters, which are necessary to achieve analytical results and to ensure that the model is well-defined.

**Assumption 1** For all  $i \in [n]$ ,  $x_i(0) \in [0, 1]$ .

**Assumption 2** For all  $t \geq 0, i \in [n]$  and  $j \in [n]$ ,  $\delta_i(t) > 0$ ,  $\beta_{ij}(t) \geq 0$  and  $\beta_{ij}^w(t) \geq 0$ . For all  $i \in [n]$  and  $j \in [m]$ ,  $\delta_j^w(t) > 0$  and  $c_{ij}^w(t) \geq 0$  with at least one  $i$  such that  $c_{ij}^w(t) > 0$ .

**Assumption 3** For all  $t \geq 0, j \in [m]$ ,  $w_j(0) \geq 0$  and  $w_j(0)$  is upper bounded by  $w_{\max}$ . Furthermore,  $\frac{\sum_{k=1}^n c_{jk}^w(t)}{\delta_j^w(t)} \in [0, w_{\max}]$ .

**Assumption 4** The sampling period  $h$  is positive. Furthermore,  $h$  is sufficiently small so that  $h\delta_i(t) \in (0, 1]$ ,  $h\delta_j^w(t) \in (0, 1]$  and  $h(\sum_{j=1}^n \beta_{ij}(t) + \sum_{j=1}^m \beta_{ij}^w(t)w_{\max}) \in [0, 1]$  hold for all  $t \geq 0$ .

**Assumption 5** The matrix  $B_f(t)$  is irreducible.

**Remark 2 (Interpretation of the assumptions)** Assumption 1 is very natural, since  $x_i(0)$  denotes the infection possibility or the infected fraction of agent  $i$ . Assumption 2 shows that the healing rate of people as well as the decay rate of resources must be positive and the infection rate of people as well as the person-resource contact rate must be non-negative. Besides, each resource must be connected to at least one group of people.

Assumption 3 illustrates that the concentration is non-negative (Usually, we adopt the mg/liter as the unit). Assumption 4 is an important technical assumption. Unlike the continuous-time counterpart [12, 27–29], we assume that  $w_j(0)$  is upper bounded by a value  $w_{\max}$ . Without this assumption, the discrete-time model may present some unrealistic behaviour which could lead to  $x_i(t) > 1$ , making the system ill-defined. If the sampling period  $h$  is small enough, one can always find appropriate spreading parameters  $\delta_i(t), \delta_j^w(t), \beta_{ij}(t), \beta_{ij}^w(t), c_{jk}^w(t)$  and  $w_{\max}$  such that the assumption holds. Moreover, if  $h$  is sufficiently small,  $w_{\max}$  can be sufficiently large, which corresponds to the fact that  $w_j$  is not limited to be bounded in the continuous-time system. Assumption 5 illustrates that the matrix  $B_f(t)$  is irreducible, which implies the whole equivalent graph is strongly connected. The assumption is natural due to the fact of globalization. All these assumptions 1-5 are based on the time-varying system (12) and they also hold for the time invariant model (7) with corresponding fixed parameters.

**Lemma 1** Suppose that Assumption 1-4 hold true, for the time invariant model (7), then  $x_i(t) \in [0, 1]$  for all  $i \in [n]$  and  $w_j(t) \in [0, w_{\max}]$  for all  $j \in [m]$ , for all  $t \geq 0$ .

**Proof** See Appendix 7.2.

**Remark 3 (System Domain)** It follows from Lemma 1 that  $\mathcal{D} = \{z(t) = [x(t)^\top, w(t)^\top]^\top \mid x(t) \in [0, 1]^n, w(t) \in [0, w_{\max}]^m\}$  is a positively invariant set for (7). Therefore,  $\mathcal{D}$  is the system domain.

Now, we consider the time-varying system (12).

**Lemma 2** Consider (12) satisfying Assumptions 1-5. Suppose that there exist constant matrices  $B_{f \max}$  and  $D_{f \min}$  such that (7) satisfies the same assumptions 1-5 with  $B_f = B_{f \max}$  and  $D_f = D_{f \min}$ . Moreover, let  $0 < B_f(t) < B_{f \max}$  and  $D_{f \min} < D_f(t) \leq \mathbf{1}$ . Then the solution  $z(t) = [x(t)^\top, w(t)^\top]^\top$  of (12) satisfies:  $x(t) \in [0, 1]$  and  $w(t) \in [0, w_{\max}]$  for all  $t \geq 0$ , where  $w_{\max}$  is determined by  $B_{f \max}$  and  $D_{f \min}$ .

**Proof** See Appendix 7.3.

Notice that Lemma 2 implies that under the appropriate bounds of  $B_f(t)$  and of  $D_f(t)$ , the system domain of (12) is also  $\mathcal{D}$ .

### 3 Main Results on the single-virus model

Before we present the properties of the time-varying model (12), we need to firstly study the time-invariant counterpart (7).

#### 3.1 Healthy State Behaviour

For the system (7), it is evident that the system has a zero equilibrium which is the so-called healthy state. In the following, we present the properties of such a healthy state and also show the existence of the so-called *endemic equilibrium* with the form  $z^* \gg 0$ .

**Theorem 1** Suppose that Assumptions 1-5 hold for (7). Then the following statements hold:

- i) If  $s_1(I - hD_f + hB_f) \leq 1$ , then the healthy state is asymptotically stable with the domain of attraction  $\mathcal{D}$ .
- ii) If  $s_1(I - hD_f + hB_f) > 1$ , then (7) has two equilibria, 0 and  $z^* \gg 0$ .
- iii) The healthy state is the unique equilibrium in the domain  $\mathcal{D}$  if and only if  $s_1(I - hD_f + hB_f) \leq 1$ .

**Proof** See Appendix 7.4.

#### 3.2 Endemic Behaviour

Next, we show the system endemic behaviour. It is now convenient to rewrite the system dynamics (2) and (3) into the form of error dynamics by denoting  $e_i(t) = x_i(t) - x_i^*$  and  $f_i(t) = w_i(t) - w_i^*$ .

**Proposition 2** If the endemic equilibrium  $z^* = [x^*, w^*]^\top \gg 0$  of the system (7) exists, the system equations (4) and (5) are equivalent to the error dynamics in the matrix form,

$$\hat{e}(t+1) = \phi(x(t))\hat{e}(t), \quad (13)$$

where

$$\hat{e}(t) = [e_1(t), \dots, e_n(t), f_1(t), \dots, f_m(t)]^\top \quad (14)$$

and

$$\phi(x(t)) = \begin{bmatrix} I - \text{diag}(\frac{h\delta_i}{1-x_i^*}) + \text{diag}(1-x(t))hB & \text{diag}(1-x(t))hB_w \\ hC_w & I - hD_w \end{bmatrix}. \quad (15)$$

**Proof** See Appendix 7.5.

To derive the global stability of the endemic equilibrium, we introduce a new assumption.

**Assumption 6** The equation  $h(\delta_i + \sum_{j=1}^n \beta_{ij} + \sum_{j=1}^m \beta_{ij}^w w_{\max}) \in [0, 1]$  holds for all  $i \in [n]$ .

**Remark 4** Assumption 6 is stricter than  $h(\sum_{j=1}^N \beta_{ij} + \sum_{j=1}^n \beta_{ij}^w w_{\max}) \in [0, 1]$ , which is the time-invariant version of Assumption 4. In other words  $h(\sum_{j=1}^N \beta_{ij} + \sum_{j=1}^n \beta_{ij}^w w_{\max}) \in [0, 1]$  holds whenever Assumption 6 holds.

Now, we can confirm the global stability of the endemic equilibrium.

**Theorem 3** Suppose that Assumptions 1-6 hold for (7). If  $s_1(I - hD_f + hB_f) > 1$ , then the endemic state is asymptotically stable with domain of attraction  $\mathcal{D} \setminus \{\mathbf{0}\}$ . The healthy state is unstable.

**Proof** See Appendix 7.6.

### 3.3 Reproduction number

In epidemiology, the reproduction number, usually denoted by  $R_0$ , is defined to be the average number of people getting infected by one infected person. If  $R_0 > 1$  the disease spreads among the population and leads to a pandemic; if  $R_0 \leq 1$  the disease will gradually die out. In this section, we define the basic reproduction number of our proposed discrete-time layered networked SIWS model.

We have shown that (7) converges to the healthy state if and only if  $s_1(I - hD_f + hB_f) \leq 1$  under Assumptions 1-6. Otherwise, the system converges to the endemic equilibrium. We can rewrite the condition  $s_1(I - hD_f + hB_f) \leq 1$  as  $s_1(hB_f - hD_f) \leq 0$ . From Lemma 11, it can be further reformulated as  $\rho(D_f^{-1}B_f) \leq 1$ . Correspondingly, the condition of disease outbreak  $s_1(I - hD_f + hB_f) > 1$  is equivalent to  $\rho(D_f^{-1}B_f) > 1$ . For the conventional networked SIS model without coupled pathogen dynamics [12], the basic reproduction number is defined by  $\rho(D^{-1}B)$ . Similarly, we define  $\rho(D_f^{-1}B_f)$  as the basic reproduction number of our model (7). Notice that  $\rho(D_f^{-1}B_f)$  is not well-defined if there is any node  $i$  such that  $\delta_i = 0$  or  $\delta_i^w = 0$ . For this reason, we constrain all  $\delta_i$  and  $\delta_i^w$  to be strictly positive.

Now, we show the relationship of the basic reproduction number between both models.

**Proposition 4** Suppose that Assumptions 1-6 hold. The basic reproduction number of the layered networked SIWS model (7) is greater than that of the networked SIS model [12].

**Proof** The proposition is derived by observing that  $D^{-1}B$  is the principal square submatrix of  $D_f^{-1}B_f$  and applying Lemma 12 in the appendix 7.1.

To better understand the reproduction number, we provide the following results.

**Proposition 5** Suppose that Assumptions 1-5 hold for (7). If the basic reproduction number  $\rho(D_f^{-1}B_f) \leq 1$ , then the healthy state is locally exponentially stable with a convergence rate given by  $s_1(I - hD_f + hB_f)$ .

**Proof** See Appendix 7.7.

Proposition 5 shows that the reproduction number less than or equal to 1 directly implies the local exponential stability of the healthy state and how fast it converges locally. We can observe from the simulation in section 5.1 that whenever  $s_1(I - hD_f + hB_f) \leq 1$ , the greater  $s_1(I - hD_f + hB_f)$  is, the slower the model converges to the origin. From such simulation, it seems that under Assumptions 1-5 and  $s_1(I - hD_f + hB_f) \leq 1$ , the healthy state is globally exponentially stable with a convergence rate given by  $s_1(I - hD_f + hB_f)$ . This conjecture remains part of a future work.

Besides, the infection (contamination) level of the endemic equilibrium also depends on the reproduction number. We might as well consider the homogeneous case. We can validate that it is true when the model is homogeneous.

**Proposition 6** Suppose that Assumptions 1-5 hold for (7). Moreover, let  $\beta_{ij} = \beta$  and  $\delta_i = \delta$  for all  $i \in [n], j \in [n]$ . Moreover, for all  $i \in [n], j \in [m]$ , let  $\delta_j^w = \delta^w$ ,  $\beta_{ij}^w = \beta$  and  $c_{ji}^w = c$ . Also, define  $\hat{c} := \frac{c}{\delta^w}$ . The endemic equilibrium of this homogeneous system reads as  $x^* = 1 - \frac{\delta}{n\beta(1+m\hat{c})}$  and  $w^* = n\hat{c}x^*$ .

**Proof** See Appendix 7.8.

For the conventional discrete-time SIS model [12] under homogeneous parameter setting, the solution reduces to  $x^* = 1 - \frac{\delta}{n\beta}$ . From Proposition 6, we see that if any entry of  $D_f$  (i.e.,  $\delta$  and  $\delta^w$ ) decreases or any entry of  $B_f$  (i.e.,  $c$ ,  $\beta$  and  $\beta^w$ ) increases, the infection level  $x^*$  as well as the contamination level  $w^*$  of the endemic equilibrium increase and vice versa.

Then, we investigate the heterogeneous case under some small perturbation of  $D_f$  and  $B_f$ . We find out that the statement is still true under this circumstance.

**Proposition 7** Suppose that Assumptions 1-5 hold for (7). If  $s_1(I - hD_f + hB_f) > 1$ , then each  $i$ -th component of the epidemic state  $z^*$  is a strictly decreasing function of the  $i$ -th entry of the diagonal matrix  $D_f$  and is a strictly increasing function of any entry of the  $i$ -th row of  $B_f$ .

**Proof** See Appendix 7.9.

However, it still remains an open question how the endemic equilibrium will change when the perturbation is big resulting in the new endemic equilibrium far from the original one. The simulation in the section 5.1 suggests

that the result still holds true when the perturbation is large.

### 3.4 Time-varying spreading parameter

We now focus on the time-varying model (12) and discover its system behaviour. Firstly, we discover the condition under which the time-varying model converge to the healthy state.

**Theorem 8** Consider (12) and suppose that there exist constant matrices  $B_{f\max}$  and  $D_{f\min}$  such that  $0 < B_f(t) < B_{f\max}$  and  $D_{f\min} < D_f(t) \leq \mathbf{1}$ . Moreover, suppose that there hold Assumptions 2-6, and  $s_1(I - hD_{f\min} + hB_{f\max}) \leq 1$  for  $B_f(t)$ ,  $D_f(t)$ , and  $B_{f\max}$ ,  $D_{f\min}$ . Then, the healthy state of (12) is asymptotically stable with domain of attraction  $\mathbf{D}$  under Assumption 1.

**Proof** See Appendix 7.10.

Although the analysis of the healthy state is straightforward, the analysis of endemic behaviour when  $s_1(I - hD_{f\min} + hB_{f\max}) > 1$  is considerably more complicated for the time-varying case. In essence, there is no guarantee that the system converges to a certain endemic equilibrium, and even the existence of the endemic equilibrium is difficult to obtain. Here, we consider the following simple example to illustrate our arguments. We consider the time-varying system (12) which can be treated as a switched system between 2 time-invariant system (7) with parameters  $B_{f1}, D_{f1}$  and  $B_{f2}, D_{f2}$ . We also assume  $B_{f1}, D_{f1}$  and  $B_{f2}, D_{f2}$  satisfy Assumptions 2-6 and refer to the endemic equilibrium  $z^{*1}$  and  $z^{*2}$  respectively. We consider the switching time is sufficiently large so that the model always have time to converge before each switch. Assumption 1 holds generally. In this case, we can observe that the system will oscillate between the two endemic equilibria. If we consider the switching among  $n$  time-invariant system, the result will be similar.

Even though we can not guarantee the existence of endemic equilibrium and system convergence to the endemic equilibrium in general, it is still very interesting to see under which circumstance the time-varying system will converge to a certain endemic equilibrium. We define the system parameters pair as  $(B_f, D_f)$ . Now, we define the set  $\Omega_{z^*}$ , which conclude all the pairs  $(B_f, D_f)$  that refer to the same endemic equilibrium  $z^*$  for the time invariant system (7) and satisfy Assumption 2-6.

We can observe that the pair  $(B_f, D_f)$  that refers to a certain endemic equilibrium  $z^*$  is not unique. For the homogeneous case, this is the direct consequence of proposition 6. This makes  $\Omega_{z^*}$  not empty.

Now, we consider the time-varying system (12) as a switched system, where its parameter pair

$(B_f(t), D_f(t)) \in \Omega_{z^*}$  for all  $t \geq 0$ . The following theorem reveals that the system will finally converge to this endemic equilibrium  $z^*$ , to which the set  $\Omega_{z^*}$  refers. Notice that in this case, the existence of  $\Omega_{z^*}$  already shows that  $s_1(I - hD_f(t) + hB_f(t)) > 1$  holds for all  $t \geq 0$ , since the endemic equilibrium must exist.

**Theorem 9** For the system (12), if  $B_f(t)$  is symmetric for all  $t \geq 0$  and  $(B_f(t), D_f(t)) \in \Omega_{z^*}$ , where  $\Omega_{z^*}$  is the set that concludes all the pairs  $(B_f, D_f)$  that refer to the same endemic equilibrium  $z^*$  for the time invariant system (7) and all these pairs satisfy Assumption 2-6. The endemic equilibrium  $z^*$  is asymptotically stable with domain of attraction  $\mathcal{D} \setminus \{\mathbf{0}\}$  under Assumption 1.

**Proof** See Appendix 7.11.

## 4 Extension to the multi-virus model

In this section, we generalize the discrete-time networked SIWS model with multiple resources (7) into networked multi-virus multi-layer multi-resource SIWS model by introducing multiple competing viruses.

### 4.1 Model Set-up

Consider  $l$  viruses spreading over an  $l + m$  layer graph  $\mathcal{G}$ , where the  $k$ -th virus spreads via the  $k$ -th layer  $\mathcal{G}^k$  and the last  $m$  layers are the different types of resources. The first  $k$  layer forms a multiplex network of human contact. The multiplex network contains multiple systems of the same set of nodes and there exists various types of the interactions among nodes, see [34, 35] for more about multiplex and multi-layer networks. In the human contact multiplex networks, the nodes in different layers represent the same population of individuals but with different forms of contact, depending on the properties of different viruses. The human contact multiplex network together with resources forms an interconnected network. The interconnected network denotes the network where each layer denotes different entities, see also [34] for more about the interconnected network.

Figure 2 shows an example of the human contact multiplex network. Figure 3 illustrates an example of the whole equivalent multi-virus graph structure.

One of the most important assumption for modelling is that each  $k$ -th agent is assumed to be infected with only one virus at a time and not multiple viruses simultaneously. Co-infection at the same time is not possible. Besides, akin to the single-virus case, the resource can be polluted by infected individuals, and in turn help the virus spread over people. However, the pathogen of different viruses can coexist in the resource.

Thus, the model we propose is given, element-wise, as follows

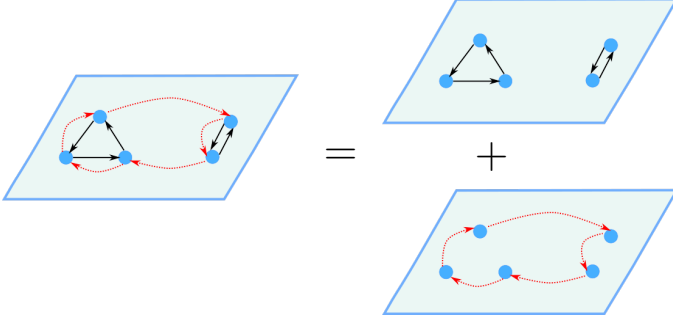


Fig. 2. An example of a 2 layer human contact multiplex network. The edges with different colors denote the different ways of interaction varying from virus to virus. The subgraph of each layer is not assumed to be strongly connected.

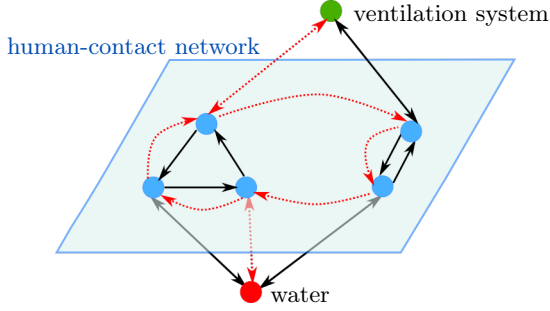


Fig. 3. An example of a human contact multiplex network plus two different resources. The subgraph of virus  $k$  in the human contact multiplex network together with resources forms the graph  $\mathcal{G}(\mathcal{B}_f^k)$ , which is assumed to be strongly connected. The way that resources interact with different layers of the human contact network may also vary. We use different colours to highlight different types of diffusion due to different kinds of viruses.

$$x_i^k(t+1) = x_i^k(t) + h \left[ \left( 1 - \sum_{a=1}^l x_i^a(t) \right) \left( \sum_{j=1}^n \beta_{ij}^k(t) x_j^k(t) + \sum_{j=1}^m \beta_{ij}^{wk}(t) w_j^k(t) \right) - \delta_i^k(t) x_i^k(t) \right], \quad (16)$$

$$w_j^k(t+1) = w_j^k(t) + h \left( -\delta_j^{wk}(t) w_j^k(t) + \sum_{a=1}^n c_{ja}^{wk}(t) x_a^k(t) \right). \quad (17)$$

where all variables and parameters refer to the same meaning as the single-virus model and the subscript  $k$  denotes that it is the variable or parameter of virus  $k$ .

We can rewrite equations (16) and (17) into the matrix

form:

$$x^k(t+1) = x^k(t) + h \left( \left( I - \sum_{a=1}^l \text{diag}(x^a(t)) B^k(t) - D^k(t) \right) x^k(t) + \left( I - \sum_{a=1}^l \text{diag}(x^a(t)) \right) B_w^k(t) w^k(t) \right), \quad (18)$$

$$w^k(t+1) = w^k(t) + h \left( -D_w^k(t) w^k(t) + C_w^k(t) x^k(t) \right); \quad (19)$$

where  $x^k(t) = [x_1^k(t), \dots, x_n^k(t)]^\top$ ,  $w^k(t) = [w_1^k(t), \dots, w_m^k(t)]^\top$ ,  $B^k = [\beta_{ij}^k]_{n \times n}$ ,  $B_w^k = [\beta_{ij}^{wk}]_{n \times m}$ ,  $D^k = \text{diag}(\delta_1^k, \dots, \delta_n^k)$ ,  $D_w^k = \text{diag}(\delta_1^{wk}, \dots, \delta_m^{wk})$  and  $C_w^k = [c_{jk}^{wk}]_{m \times n}$ .

We can further rewrite the systems (18) and (19) as follows:

$$z^k(t+1) = z^k(t) - h \left( +D_f^k(t) - \left( I - \sum_{a=1}^l Z^a(t) \right) B_f^k(t) \right) z^k(t). \quad (20)$$

where the matrix or vector of  $z^k(t)$ ,  $Z^k(t)$ ,  $B_f^k(t)$ ,  $D_f^k(t)$  has the same structure and meaning of (6) and the subscript  $k$  denotes that it is the matrix or vector of virus  $k$ .

For the time-invariant multi-virus system, the parameters is fixed and  $(t)$  behind the parameters can be omitted. Readers can refer to appendix 7.12 for precise formulations of the time-invariant model.

#### 4.2 Technical assumptions

Here, we propose multi-virus version of our technical assumptions, which are similar to the single-virus version 1-6.

**Assumption 1b** For all  $i \in [n]$ ,  $\sum_{k=1}^l x_i^k(0) \in [0, 1]$ .

**Assumption 2b** For all  $t \geq 0$ ,  $i \in [n]$ ,  $k \in [l]$  and  $j \in [n]$ ,  $\delta_i^k(t) > 0$ ,  $\beta_{ij}^k(t) \geq 0$  and  $\beta_{ij}^{wk}(t) \geq 0$ . For all  $k \in [l]$ ,  $i \in [n]$  and  $j \in [m]$ ,  $\delta_j^{wk}(t) > 0$  and  $c_{ij}^{wk}(t) \geq 0$  with at least one  $i$  such that  $c_{ij}^{wk} > 0$ .

**Assumption 3b** For all  $t \geq 0$ ,  $k \in [l]$ ,  $i \in [n]$  and  $j \in [m]$ ,  $w_j^k(0) \geq 0$  and  $w_j^k(0)$  is upper bounded by  $w_{\max}^k$ .

Furthermore,  $\frac{\sum_{k=1}^n c_{jk}^{wk}(t)}{\delta_j^{wk}(t)} \in [0, w_{\max}^k]$ .

**Assumption 4b** The sampling period  $h$  is positive. Furthermore, for all  $t \geq 0$ ,  $k \in [l]$ ,  $h\delta_i^k(t) \in (0, 1]$ ,  $h\delta_j^{wk}(t) \in (0, 1]$  and  $h \sum_{k=1}^l (\sum_{j=1}^n \beta_{ij}^k(t) + \sum_{j=1}^m \beta_{ij}^{wk}(t) w_{\max}^k) \in [0, 1]$ .



**Assumption 5b** The matrix  $B_f^k(t)$  is irreducible for all  $k \in [l]$  and  $t \geq 0$ .

**Assumption 6b** The equation  $h(\delta_i^k(t) + \sum_{j=1}^N \beta_{ij}^k(t) + \sum_{j=1}^N \beta_{ij}^{wk}(t) w_{\max}^k) \in [0, 1]$  holds for all  $k \in [l]$  and  $t \geq 0$ .

All Assumptions 1b-6b are defined based on the time-varying model (20). They are still valid for the time-invariant model, where the parameters are fixed. They are the multi-virus version of assumptions 1-6.

The following Lemma shows that the time-invariant multi-virus model is upper bounded by its single-virus counterpart.

**Lemma 3** Suppose that Assumptions 1b-5b hold, from any initial condition such that  $x_i^k(0) \in [0, 1]$  and  $w_j^k(0) \in [0, w_{\max}^k]$  for any  $i \in [n]$  and  $j \in [m]$ , then the  $k$ -th virus dynamic

$$z^k(t+1) = z^k(t) + h \left( -D_f^k + \left( I - \sum_{a=1}^l Z^a(t) \right) B_f^k \right) z^k(t).$$

is upper bounded by its single-virus counterpart

$$\hat{z}^k(t+1) = \hat{z}^k(t) + h \left( -D_f^k + (I - \hat{Z}(t)) B_f^k \right) \hat{z}^k(t),$$

which originates from the same initial condition, i.e. if  $z^k(0) = \hat{z}^k(0)$  then  $z^k(t) \leq \hat{z}^k(t), \forall t \geq 0$ .

**Proof** See Appendix 7.12.

**Remark 5** The single-virus counterpart can be seen as the  $z^k(t)$  when other viruses die out, i.e.  $z^a(t) = 0$  for all  $t \geq 0$  and  $a \neq k$ .

**Lemma 4** Suppose that assumption 1b-5b hold true, then  $x_i^k(t) \in [0, 1]$ ,  $w_j^k(t) \in [0, w_{\max}^k]$ , and  $\sum_{a=1}^l x_i^a(t) \in [0, 1]$  for all  $k \in [l]$ ,  $t \geq 0$ ,  $i \in [n]$  and  $j \in [m]$ .

**Proof** See Appendix 7.13.

**Remark 6 (System domain)** Lemma 4 also shows that the multi-virus model is well-defined. Define  $\mathcal{D}^k = \{z^k(t) = (x^k(t), w^k(t))^\top | x^k(t) \in [0, 1]^n, w^k(t) \in [0, w_{\max}^k]^m, \text{ for any } i \in [n]\}$ . The system domain is then  $\mathcal{E} = \{A(t) = [Z^1(t), \dots, Z^l(t)]^\top | z^k(t) \in \mathcal{D}^k, \text{ for any } k \in [l] \text{ and } \sum_{a=1}^l x_i^a(t) \in [0, 1], \forall t \geq 0\}$ .

Now, we consider the time-varying system (20).

**Lemma 5** Consider the system (20) and suppose that there exists constant matrices  $B_{f \max}^k$  and  $D_{f \min}^k$  such that  $0 < B_f^k(t) < B_{f \max}^k$  and  $D_{f \min}^k < D_f^k(t) \leq \mathbf{1}$  hold

for every  $k \in [l]$ . Moreover, suppose that Assumptions 1b-6b hold for any  $B_f^k(t)$  and  $D_f^k(t)$  and  $B_{f \max}^k, D_{f \min}^k$ , we have  $x_i^k(t) \in [0, 1]$ ,  $w_j^k(t) \in [0, w_{\max}^k]$ , and  $\sum_{a=1}^l x_i^a(t) \in [0, 1]$  for all  $a \in [l]$ ,  $t \geq 0$ ,  $i \in [n]$  and  $j \in [m]$ , where  $w_{\max}$  is determined by  $B_{f \max}$  and  $D_{f \min}$ .

**Proof** See Appendix 7.14.

Thus, the system domain of (12) is also  $\mathcal{E}$ . Moreover, just as for fixed parameters, we have the following:

**Lemma 6** The  $k$ -th virus time-varying dynamic

$$z^k(t+1) = z^k(t) + h \left( -D_f^k(t) + \left( I - \sum_{a=1}^l Z^a(t) \right) B_f^k(t) \right) z^k(t).$$

is upper bounded by its single-virus counterpart

$$\hat{z}^k(t+1) = \hat{z}^k(t) + h \left( -D_f^k(t) + (I - \hat{Z}(t)) B_f^k(t) \right) \hat{z}^k(t),$$

which originates from the same initial condition, i.e.  $z^k(t) \leq \hat{z}^k(t), \forall t \geq 0$ .

**Proof** See Appendix 7.15.

### 4.3 Analytical Results of Time-invariant Case

Based on the time invariant system (56), we provide the following analytical results. Firstly, we discover under which situation all viruses will finally die out and accordingly the healthy state will be achieved.

**Theorem 10** Suppose that Assumptions 1b-6b hold. If  $s_1(I - D_f^k + B_f^k) \leq 1$  for all  $k \in [l]$ , then the healthy state is the unique equilibrium of system (56), which is asymptotically stable with domain of attraction  $\mathcal{E}$ .

**Proof** See Appendix 7.16.

Sometimes, one virus will dominate the spreading process and leads to a 'winner takes all' situation. That means only one virus will survive after competition and all other will die out. We call this kind of equilibrium dominant endemic equilibrium. The following theorem confirms convergence to dominant endemic equilibrium when there is only one virus with reproduction number greater than 1.

**Theorem 11** Suppose that Assumptions 1b-6b hold. If  $s_1(I - D_f^k + B_f^k) > 1$  for a certain  $k$  and  $s_1(I - D_f^a + B_f^a) \leq 1$  for all  $a \neq k$ , then the system (56) has two equilibria. The healthy state is asymptotically stable with domain of attraction  $\mathcal{H} = \{A(t) = [Z^1(t), \dots, Z^l(t)]^\top | z^a(t) \in \mathcal{D}^k \text{ for all } a \in [l] \text{ with } a \neq k, \text{ and } z^k(t) = \mathbf{0}\}$ . The

unique dominant endemic equilibrium  $(\mathbf{0}, \dots, z^{k*}, \dots, \mathbf{0})$  with  $z^{k*} \gg \mathbf{0}$  is asymptotically stable with domain of attraction  $\mathcal{E} \setminus \mathcal{H}$ .

**Proof** See Appendix 7.17.

Next, to further our insight, we focus on the scenario of two competing virus with a shared resource, i.e.  $l = 2$  and  $m = 1$ . In this case, our system is equivalent to the discrete-time system derived by applying Euler's Method to the continuous-time model [28].

Before we describe the coexistence equilibrium, let us consider the following cases: if  $s_1(I - hD_f^1 + hB_f^1) > 1$  and  $s_1(I - hD_f^2 + hB_f^2) \leq 1$ , system (56) converges to

$$(z^{*1}, \mathbf{0}). \quad (21)$$

Conversely, if  $s_1(I - hD_f^1 + hB_f^1) \leq 1$  and  $s_1(I - hD_f^2 + hB_f^2) > 1$ , system (56) converges to

$$(\mathbf{0}, z^{*2}). \quad (22)$$

The above is the direct consequences of theorem 11. With this in mind, let us define the notation

$$Z^{*k} = \begin{bmatrix} \text{diag}(x^{*k}) & \mathbf{0} \\ \mathbf{0} & \mathbf{0} \end{bmatrix}, \quad (23)$$

for  $k \in [2]$ . The following Theorem reveals the existence of a coexisting equilibrium. Different from dominant endemic equilibrium, it shows the coexistence of viruses in such a equilibrium.

**Theorem 12** Consider (56) with  $l = 2$ ,  $m = 1$  and satisfying Assumptions 1b-6b. If  $s_1(I - hD_f^k + hB_f^k) > 1$  for  $k = 1, 2$ ; and  $s_1(-hD_f^1 + h(I - Z^{*2})B_f^1) > 0$  and  $s_1(-hD_f^2 + h(I - Z^{*1})B_f^2) > 0$  (notice the crossed-relation between viruses) with  $z^{*1}$ ,  $z^{*2}$  and  $Z^{*1}$ ,  $Z^{*2}$  defined as in (21), (22) and (23) respectively, then there exists at least one coexisting equilibrium  $(z'^{*1}, z'^{*2}) \gg \mathbf{0}$  in  $\mathcal{E}$ . Moreover,  $z'^{*1} + z'^{*2} \leq \mathbf{1}$ .

**Proof** See Appendix 7.18.

Next, we provide further detail for the case of two competing viruses. Sometimes, even though the reproduction numbers of both viruses are greater than 1, the dominant endemic equilibrium is still locally stable.

**Theorem 13** Under Assumption 1b-6b, with  $l = 2$  and  $m = 1$ , for the model (56), if  $s_1(I - hD_f^k + hB_f^k) > 1$  for  $k = 1, 2$  and  $(D_f^1)^{-1}B_f^1 > (D_f^2)^{-1}B_f^2$ , there exists exactly three equilibria: the healthy state, which is unstable; the dominant endemic equilibrium  $(\mathbf{0}, \hat{z}^{*2})$ , with

$\hat{z}^{*2} \gg \mathbf{0}$ , which is unstable; the dominant endemic equilibrium  $(\hat{z}^{*1}, \mathbf{0})$ , which is locally exponentially stable if  $h < \frac{2}{\rho(J)}$ , where  $\hat{z}^{*1} > \hat{z}^{*2}$ ,

$$J = \begin{bmatrix} (I - \hat{Z}^{*1})B_f^1 - D_f^1 - T & -T \\ \mathbf{0} & (I - \hat{Z}^{*1})B_f^2 - D_f^2 \end{bmatrix}, \quad (24)$$

and

$$T = \begin{bmatrix} \text{diag}(B_f^1 x^{*1}) & \mathbf{0} \\ \mathbf{0} & \mathbf{0} \end{bmatrix}$$

**Proof** See Appendix 7.19.

#### 4.4 Time-varying parameters

Now, we consider the time-varying system (20). Firstly, we investigate the healthy state behaviour of the time-varying model.

**Theorem 14** Consider the system (20) and suppose that there exists constant matrices  $B_{f \max}^k$  and  $D_{f \min}^k$  such that  $0 < B_f^k(t) < B_{f \max}^k$  and  $D_{f \min}^k < D_f^k(t) \leq \mathbf{1}$  hold for every  $k \in [l]$ . Moreover, suppose that Assumptions 1b-6b hold for any  $B_f^k(t)$  and  $D_f^k(t)$  and  $B_{f \max}^k$ , in addition  $D_{f \min}^k s_1(I - D_{f \min}^k + B_{f \max}^k) \leq 1$  holds for all  $k \in [l]$ , then the healthy state is the unique equilibrium of system (56), which is asymptotically stable with domain of attraction  $\mathcal{E}$ .

**Proof** See Appendix 7.20.

Akin to the time invariant case, the time-varying model also has a dominant endemic equilibrium.

**Theorem 15** Consider the system (20) and suppose that there exists constant matrices  $B_{f \max}^k$  and  $D_{f \min}^k$  such that  $0 < B_f^a(t) < B_{f \max}^a$ ,  $D_{f \min}^a < D_f^a(t) \leq \mathbf{1}$  and  $s_1(I - D_{f \min}^a + B_{f \max}^a) \leq 1$  hold for every  $a \neq k$ . Moreover, suppose that for the  $k$ -th virus, if  $B_f^k(t)$  is symmetric for all  $t \geq 0$  and  $(B_f^k(t), D_f^k(t)) \in \Omega_{z^*}$ , where  $\Omega_{z^*}$  is the set that concludes all the pairs  $(B_f, D_f)$  that refer to the same endemic equilibrium  $z^*$  for the time invariant system (7) (notice that  $s_1(I - D_f^a(t) + B_f^a(t)) > 1$  holds already). Under Assumptions 1b-6b,

- i) the healthy state is asymptotically stable with domain of attraction  $\mathcal{H} = \{A(t) = [Z^1(t), \dots, Z^l(t)]^\top \mid z^a(t) \in \mathcal{D}^k, z^k(t) = \mathbf{0}, \text{ for any } a \in [l] \text{ and } a \neq k\}$ ;
- ii) the unique dominant endemic equilibrium  $(\mathbf{0}, \dots, z^{k*}, \dots, \mathbf{0})$  with  $z^{k*} \gg \mathbf{0}$  is asymptotically stable with domain of attraction  $\mathcal{E} \setminus \mathcal{H}$ .

**Proof** See Appendix 7.21.

## 5 Simulations

In this section, we use several numerical examples to illustrate our analytical results and further show some potential properties of the system.

In all simulated scenarios, we consider a virus or multiple viruses spreading over a human contact network of 3 population nodes and its pathogen diffuses over 2 resource nodes. Both networks are randomly generated. The human contact network as well as the whole equivalent graph are set to be strongly connected. Each resource node is interconnected with at least one node in the human contact network. The spreading parameters are randomly generated from  $[0, 1]$ . The sampling period  $h$  is picked as  $h = 0.01$ . We check the parameters strictly so that the assumptions 1-6 are satisfied for single-virus case and 1b-6b for multi-virus case.

Let  $\bar{x}^k$  denote the average infection ratio of  $k$ -th virus among all population, i.e.  $\bar{x}^k = \frac{1}{n} \sum_{i=1}^3 x_i^k$ . Let  $\bar{w}^k$  denote the average contamination ratio among all resources, i.e.  $\bar{w}^k = \frac{1}{n} \sum_{i=1}^2 w_i^k$ . Let  $\rho$  denote  $\rho = \rho(I - hD_f^k + hB_f^k) = s_1(I - hD_f^k + hB_f^k)$  for simplicity. The superscript  $k$  is omitted in the single-virus case.

### 5.1 Simulations of the time-invariant single-virus model

Firstly, we show the simulation results for the single-virus time invariant case.

Figures 4a show the simulation results for healthy state behaviour. We set all the initial infection level and contamination level to be 0.5. Since  $s_1(I - hD_f + hB_f) \leq 1$ , the system finally converges to its origin, which is in line with Theorem 1. Moreover, we can also observe that the greater  $s_1(I - hD_f + hB_f)$  is, the slower the model converges to the origin. This conjecture is locally true because of Proposition 5. One of the future work is to validate whether this conjecture based on the observation holds true globally. Figure 4b shows the simulation results for the endemic behaviour with randomly generated initial condition. It is clear from Lemma 13 that the endemic equilibrium only depends on the spreading parameters and not related to the initial condition. Since  $s_1(I - hD_f + hB_f) > 1$ , the system finally converges to its endemic equilibrium, which is in line with Theorem 3. Moreover, we can also see that the greater  $s_1(I - hD_f + hB_f)$  is, the greater contamination and infection level of the corresponding endemic equilibrium are. As above, whether this conjecture based on the observation holds true generally is not clear and needs future research.

### 5.2 Simulations of the time invariant multi-virus model

Next, we show the simulation results for the time invariant multi-virus case.

We set the initial infection level and contamination level to be 0.5. Figure 4c shows that the model converges to its origin when  $s_1(I - hD_f^1 + hB_f^1) \leq 1$  and  $s_1(I - hD_f^2 + hB_f^2) \leq 1$ , which is in line with Theorem 10. We can observe that the virus with higher reproduction number will die out more slowly. Whether it is generally true remains an open question. Then, we use randomly generated initial condition. Figure 4d shows that the model converges to its dominant endemic equilibrium when  $s_1(I - hD_f^1 + hB_f^1) > 1$  and  $s_1(I - hD_f^2 + hB_f^2) \leq 1$ , which is in line with Theorem 11. Figure 5a shows that the model converges to coexisting equilibrium when  $s_1(I - hD_f^1 + hB_f^1) = s_1(I - hD_f^2 + hB_f^2) > 1$ . The condition of Theorem 12 is satisfied in this case. The simulation supports the existence of the coexisting equilibrium and suggests that it might be unique and asymptotically stable. One of the future work is to validate whether this conjecture based on the observation is true. Figure 5b shows that the model converges to its dominant endemic equilibrium when  $s_1(I - hD_f^1 + hB_f^1) > 1$ ,  $s_1(I - hD_f^2 + hB_f^2) > 1$  and condition of Theorem 12 is not satisfied, which is in line with Theorem 13.

### 5.3 Simulations of the time-varying multi-virus system

In this subsection, we give the simulation for the time-varying system (20). The setting is the similar with section 5.2. However, we now allow the system parameters switched randomly among two parameters pair  $(D_{f1}, B_{f1})$  and  $(D_{f2}, B_{f2})$ . We set the initial infection level and contamination level to be 0.5 to better observe the convergence rate.

Firstly, we set  $s_1(I - D_{f\min}^k + B_{f\max}^k) \leq 1$ . Figure 5c shows that if  $s_1(I - D_{f\min}^k + B_{f\max}^k) \leq 1$  holds, the model converges to the healthy state, which is in line with the result of Theorem 14. Similarly, we can observe that the virus with higher maximum production number will die out more slowly. Then, we make a simulation on the endemic behaviour. We set the first virus remaining the setting same to simulation of Figure 5c and set the spreading parameters of second virus homogeneous and changing over time proportionally so that the endemic equilibrium  $x^* = 1 - \frac{\delta}{n\beta(1+m\bar{c})}$  and  $w^* = n\bar{c}x^*$  will be fixed despite the time-varying parameters. Figure 5d represents that once all the conditions in Theorem 15 are satisfied, the model converges to a dominant endemic equilibrium.

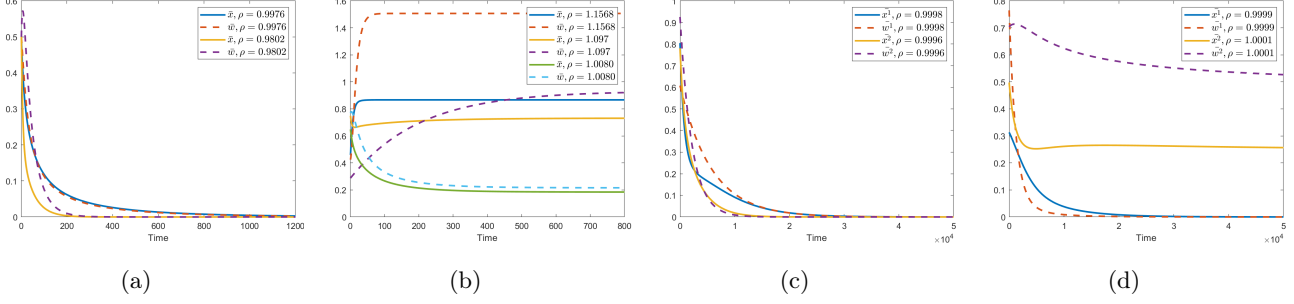


Fig. 4. (a) Simulation results for the case  $s_1(I - hD_f + hB_f) \leq 1$  from the same initial condition. (b) Simulation results for the case  $s_1(I - hD_f + hB_f) > 1$ . (c) Simulation results for the case  $s_1(I - hD_f^1 + hB_f^1) \leq 1$  and  $s_1(I - hD_f^2 + hB_f^2) \leq 1$ . (d) Simulation results for the case  $s_1(I - hD_f^1 + hB_f^1) > 1$  and  $s_1(I - hD_f^2 + hB_f^2) \leq 1$ .

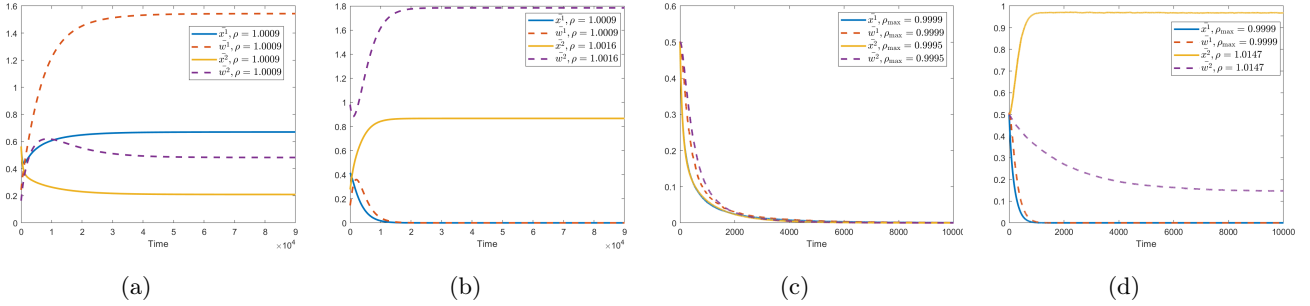


Fig. 5. (a) Simulation results for the case  $s_1(I - hD_f^1 + hB_f^1) = s_1(I - hD_f^2 + hB_f^2) > 1$ . (b) Simulation results for the case  $s_1(I - hD_f^1 + hB_f^1) > 1$  and  $s_1(I - hD_f^2 + hB_f^2) > 1$ . (c) Simulation results for the case  $s_1(I - D_{f \min}^k + B_{f \max}^k) \leq 1$ , for  $k = 1, 2$ . (d) Simulation results for the case  $s_1(I - D_{f \min}^1 + B_{f \max}^1) \leq 1$  and  $s_1(I - hD_f^2 + hB_f^2) > 1$ .

## 6 Conclusion

In this paper, we have proposed a discrete-time networked layered SIWS model with multiple resources under both single virus and multiple viruses set-up. We have further generalized such models by considering time-varying spreading parameters. We have carried-out a full system's analysis on all proposed models, where we concentrated in the analysis of the healthy state behaviour and of the endemic behaviour. Finally, we provided some numerical examples to illustrate our analytical results.

One of the future works will be to study the conjecture and the open questions mentioned in the previous section. Another potential future research direction should be validating the discrete-time model with real data and developing control strategies based on our models.

## References

- [1] E. Bayraktar, A. Cohen, and A. Nellis, "A macroeconomic sir model for covid-19," *Mathematics*, vol. 9, no. 16, p. 1901, 2021.
- [2] R. Schlickeiser and M. Kröger, "Analytical solution of the sir-model for the temporal evolution of epidemics: part b. semi-time case," *Journal of Physics A: Mathematical and Theoretical*, vol. 54, no. 17, p. 175601, 2021.
- [3] M. Djordjevic, A. Rodic, I. Salom, D. Zigic, O. Milicevic, B. Ilic, and M. Djordjevic, "A systems biology approach to covid-19 progression in population," *Advances in Protein Chemistry and Structural Biology*, vol. 127, pp. 291–314, 2021.
- [4] M. Li, X. Wang, K. Gao, and S. Zhang, "A survey on information diffusion in online social networks: Models and methods," *Information*, vol. 8, no. 4, p. 118, 2017.
- [5] A. L. Lloyd and R. M. May, "How viruses spread among computers and people," *Science*, vol. 292, no. 5520, pp. 1316–1317, 2001.
- [6] W. Mei, S. Mohagheghi, S. Zampieri, and F. Bullo, "On the dynamics of deterministic epidemic propagation over networks," *Annual Reviews in Control*, vol. 44, pp. 116–128, 2017.
- [7] L. Zino and M. Cao, "Analysis, prediction, and control of epidemics: A survey from scalar to dynamic network models," *IEEE Circuits and Systems Magazine*, vol. 21, no. 4, pp. 4–23, 2021.
- [8] W. O. Kermack and A. G. McKendrick, "Contributions to the mathematical theory of epidemics. ii.—the problem of endemicity," *Proceedings of the Royal Society of London. Series A, containing papers of a mathematical and physical character*, vol. 138, no. 834, pp. 55–83, 1932.
- [9] P. Van Mieghem, J. Omic, and R. Kooij, "Virus spread in networks," *IEEE/ACM Transactions On Networking*, vol. 17, no. 1, pp. 1–14, 2008.
- [10] P. Van Mieghem and J. Omic, "In-homogeneous virus spread in networks," *arXiv preprint arXiv:1306.2588*, 2013.

- [11] A. Khanafer, T. Başar, and B. Ghahesifard, "Stability properties of infected networks with low curing rates," in *2014 American Control Conference*. IEEE, 2014, pp. 3579–3584.
- [12] P. E. Paré, J. Liu, C. L. Beck, B. E. Kirwan, and T. Başar, "Analysis, estimation, and validation of discrete-time epidemic processes," *IEEE Transactions on Control Systems Technology*, vol. 28, no. 1, pp. 79–93, 2018.
- [13] B. Prasse and P. Van Mieghem, "The viral state dynamics of the discrete-time nimfa epidemic model," *IEEE Transactions on Network Science and Engineering*, vol. 7, no. 3, pp. 1667–1674, 2019.
- [14] F. Liu, C. Shaoxuan, X. Li, and M. Buss, "On the stability of the endemic equilibrium of a discrete-time networked epidemic model," *IFAC-PapersOnLine*, vol. 53, no. 2, pp. 2576–2581, 2020.
- [15] P. E. Paré, C. L. Beck, and A. Nedić, "Epidemic processes over time-varying networks," *IEEE Transactions on Control of Network Systems*, vol. 5, no. 3, pp. 1322–1334, 2017.
- [16] M. Nowak, "The evolution of viruses. competition between horizontal and vertical transmission of mobile genes," *Journal of theoretical biology*, vol. 150, no. 3, pp. 339–347, 1991.
- [17] B. A. Prakash, A. Beutel, R. Rosenfeld, and C. Faloutsos, "Winner takes all: competing viruses or ideas on fair-play networks," in *Proceedings of the 21st international conference on World Wide Web*, 2012, pp. 1037–1046.
- [18] J. Liu, P. E. Paré, A. Nedić, C. Y. Tang, C. L. Beck, and T. Başar, "Analysis and control of a continuous-time bi-virus model," *IEEE Transactions on Automatic Control*, vol. 64, no. 12, pp. 4891–4906, 2019.
- [19] P. E. Paré, D. Vrabac, H. Sandberg, and K. H. Johansson, "Analysis, online estimation, and validation of a competing virus model," in *2020 American Control Conference (ACC)*. IEEE, 2020, pp. 2556–2561.
- [20] P. E. Paré, J. Liu, C. L. Beck, A. Nedić, and T. Başar, "Multi-competitive viruses over time-varying networks with mutations and human awareness," *Automatica*, vol. 123, p. 109330, 2021.
- [21] A. S. Kough, C. B. Paris, D. C. Behringer, and M. J. Butler IV, "Modelling the spread and connectivity of waterborne marine pathogens: the case of pav1 in the caribbean," *ICES Journal of Marine Science*, vol. 72, no. suppl\_1, pp. i139–i146, 2015.
- [22] I. V. Coutinho-Abreu, K. Y. Zhu, and M. Ramalho-Ortigao, "Transgenesis and paratransgenesis to control insect-borne diseases: current status and future challenges," *Parasitology international*, vol. 59, no. 1, pp. 1–8, 2010.
- [23] V. Mihai and L. Rusu, "An overview of the ship ventilation systems and measures to avoid the spread of diseases," *Inventions*, vol. 6, no. 3, p. 55, 2021.
- [24] S. S. Chaves, P. Gargiullo, J. X. Zhang, R. Civen, D. Guris, L. Mascola, and J. F. Seward, "Loss of vaccine-induced immunity to varicella over time," *New England Journal of Medicine*, vol. 356, no. 11, pp. 1121–1129, 2007.
- [25] J. S. Lavine, A. A. King, and O. N. Bjørnstad, "Natural immune boosting in pertussis dynamics and the potential for long-term vaccine failure," *Proceedings of the National Academy of Sciences*, vol. 108, no. 17, pp. 7259–7264, 2011.
- [26] H. Jardón-Kojakhmetov, C. Kuehn, A. Pugliese, and M. Sensi, "A geometric analysis of the SIR, SIRS and SIRWS epidemiological models," *Nonlinear Analysis: Real World Applications*, vol. 58, p. 103220, 2021.
- [27] J. Liu, P. E. Paré, E. Du, and Z. Sun, "A networked sis disease dynamics model with a waterborne pathogen," in *2019 American Control Conference (ACC)*. IEEE, 2019, pp. 2735–2740.
- [28] A. Janson, S. Gracy, P. E. Paré, H. Sandberg, and K. H. Johansson, "Networked multi-virus spread with a shared resource: Analysis and mitigation strategies," *arXiv preprint arXiv:2011.07569*, 2020.
- [29] P. E. Pare, A. Janson, S. Gracy, J. Liu, H. Sandberg, and K. H. Johansson, "Multi-layer sis model with an infrastructure network," *arXiv preprint arXiv:2109.09493*, 2021.
- [30] S. Gracy, I. C. Morarescu, V. S. Varma, and P. E. Pare, "Analysis and on/off lockdown control for time-varying sis epidemics with a shared resource," 2021.
- [31] S. A. Trigger and A. M. Ignatov, "Two viruses competition in the sir model of epidemic spread: application to covid-19," *medRxiv*, 2022.
- [32] K. Farkas, L. S. Hillary, S. K. Malham, J. E. McDonald, and D. L. Jones, "Wastewater and public health: the potential of wastewater surveillance for monitoring covid-19," *Current Opinion in Environmental Science & Health*, vol. 17, pp. 14–20, 2020.
- [33] M. Kumar and L. Rana, "Artificial intelligence: A tool for covid-19 surface detection," *Artificial Intelligence*, vol. 6, no. 7, pp. 60–63, 2020.
- [34] A. C. Kinsley, G. Rossi, M. J. Silk, and K. VanderWaal, "Multilayer and multiplex networks: an introduction to their use in veterinary epidemiology," *Frontiers in veterinary science*, vol. 7, p. 596, 2020.
- [35] R. Mittal and M. Bhatia, "Anomaly detection in multiplex networks," *Procedia Computer Science*, vol. 125, pp. 609–616, 2018.
- [36] R. Varga, *Matrix Iterative Analysis*. Springer-Verlag, 2000.
- [37] R. A. Horn and C. R. Johnson, *Matrix Analysis*. Cambridge University Press, 2013.
- [38] A. Rantzer, "Distributed control of positive systems," in *2011 50th IEEE Conference on Decision and Control and European Control Conference*. IEEE, 2011, pp. 6608–6611.
- [39] R. S. Varga, *Iterative analysis*. Springer, 1962.
- [40] A. C. Chiang, "Fundamental methods of mathematical economics," 1984.
- [41] A. Berman and R. J. Plemmons, *Nonnegative matrices in the mathematical sciences*. SIAM, 1994.

## 7 Appendix

### 7.1 Properties of a non-negative matrix

We now recall the Perron-Frobenius Theorem for irreducible nonnegative matrices, which is one of the most important properties of irreducible nonnegative matrices.

**Lemma 7** [36, Theorem 2.7] *The following hold for a square irreducible nonnegative matrix  $M$ :*

- i)  $M$  has a positive real eigenvalue equal to its spectral radius  $\rho(M)$ .
- ii)  $\rho(M)$  is a simple eigenvalue of  $M$ .

iii) There exist a unique right eigenvector  $x \gg \mathbf{0}$  and a unique left eigenvector  $y^\top \gg \mathbf{0}$  corresponding to  $\rho(M)$ .

Other than the Perron-Frobenius Theorem, we recall the following lemmas showing the properties of nonnegative matrices which are necessary for this paper.

**Lemma 8** [37, Corollaries 8.1.29 and 8.1.30] *Given a nonnegative matrix  $M \in \mathbb{R}^{n \times n}$ , a positive vector  $x \in \mathbb{R}^n$  ( $x \gg \mathbf{0}$ ) and a nonnegative scalar  $\mu$ , the following hold:*

- i) if  $\mu x \ll Mx$ , then  $\mu < \rho(M)$ ,
- ii) if  $\mu x \gg Mx$ , then  $\mu > \rho(M)$ ,
- iii) if  $\mu x = Mx$ , then  $\mu = \rho(M)$ .

**Lemma 9** [38] *Suppose that  $M$  is an irreducible nonnegative matrix such that  $s_1(M) < 1$ . Then, there exists a positive diagonal matrix  $P$  such that  $M^\top PM - P$  is negative definite.*

**Lemma 10** [12] *Suppose that  $M$  is an irreducible nonnegative matrix such that  $s_1(M) = 1$ . Then, there exists a positive diagonal matrix  $P$  such that  $M^\top PM - P$  is negative semi-definite.*

**Lemma 11** [18, Proposition 1] *Suppose that  $\Lambda$  is a negative diagonal matrix in  $\mathbb{R}_{n \times n}$  and  $N$  is an irreducible nonnegative matrix in  $\mathbb{R}_{n \times n}$ . Let  $M = \Lambda + N$ . Then,  $s_1(M) < 0$  if and only if  $\rho(-\Lambda^{-1}N) < 1$ ,  $s(M) = 0$  if and only if  $\rho(-\Lambda^{-1}N) = 1$ , and  $s(M) > 0$  if and only if  $\rho(-\Lambda^{-1}N) > 1$ .*

**Lemma 12** [39], Lemma 2.6 *Suppose that  $N$  is an irreducible nonnegative matrix. If  $M$  is a principal square submatrix of  $N$ , then  $\rho(M) < \rho(N)$ .*

## 7.2 Proof of Lemma 1

We can rewrite equation (2) as

$$x_i(t+1) = x_i(t)(1 - h\delta_i) + (1 - x_i(t))h \left[ \sum_{j=1}^n \beta_{ij} x_j(t) + \sum_{j=1}^m \beta_{ij}^w w_j(t) \right].$$

So,  $x_i(t+1)$  is the convex combination of  $(1 - h\delta_i)$  and  $h(\sum_{j=1}^n \beta_{ij} x_j(t) + \sum_{j=1}^m \beta_{ij}^w w_j(t))$ , where the coefficients are strictly in the interval  $[0, 1]$ . For  $t = 0$  and considering Assumptions 1 and 3, one obtains that  $x_i(1) \in [0, 1]$  holds due to Assumption 4. Next, assuming that  $x_i(t) \in [0, 1]$  holds, it follows that  $x_i(t+1) \in [0, 1]$  also holds. Thus, by induction, we prove that  $x_i(t) \in [0, 1]$  for all  $t \geq 0$ .

Similarly, we can also rewrite equation (3) as

$$w_j(t+1) = w_j(t)(1 - h\delta_j^w) + h \frac{\delta_j^w}{\delta_j^w} \sum_{k=1}^n c_{jk}^w x_k(t),$$

where  $w_j(t+1)$  is the convex combination of  $w_j(t)$  and  $\frac{1}{\delta_j^w} \sum_{k=1}^n c_{jk}^w x_k(t)$ , with the coefficients being strictly in the set  $[0, 1]$ . By an analogous induction argument as above, and using Assumption 3, it follows that  $w_j(t) \in [0, w_{\max}]$  for all  $j \in [m]$  holds, for all  $t \geq 0$ .

## 7.3 Proof of Lemma 2

It suffices to notice that due to the hypothesis of the Lemma we have:

$$\begin{aligned} x_i(t+1) &= x_i(t) + h \left[ (1 - x_i(t)) \left( \sum_{j=1}^n \beta_{ij}(t) x_j(t) \right. \right. \\ &\quad \left. \left. + \sum_{j=1}^m \beta_{ij}^w(t) w_j(t) \right) - \delta_i(t) x_i(t) \right] \\ &\leq x_i(t)(1 - h\delta_i \min) \\ &\quad + (1 - x_i(t))h \left[ \sum_{j=1}^n \beta_{ij \max} x_j(t) \right. \\ &\quad \left. + \sum_{j=1}^m \beta_{ij \max}^w w_j(t) \right], \end{aligned}$$

and

$$\begin{aligned} w_j(t+1) &= w_j(t) + h \left( -\delta_j^w(t) w_j(t) + \sum_{k=1}^n c_{jk}^w(t) x_k(t) \right) \\ &\leq w_j(t)(1 - h\delta_j^w \min) + h \frac{\delta_j^w \min}{\delta_j^w \min} \sum_{k=1}^n c_{jk \max}^w x_k(t), \end{aligned}$$

where  $\beta_{ij \max}$ ,  $\beta_{ij \max}^w$ , and  $c_{jk \max}^w$  are the corresponding entries of  $B_{f \max}$  while  $\delta_i \min$  and  $\delta_i^w \min$  of  $D_{f \min}$ . Then, one can follow analogous steps as in the proof of Lemma 1 to obtain the result.

## 7.4 Proof of Theorem 1

Firstly, we show the statement i) is true. Notice that the system equation (7) in matrix form is basically the same as [12, Equation (7)], where  $B_f$  and  $D_f$  are somewhat extended and contain the information of each resource. Observe that, due to our assumptions,  $D_f$  is still a positive diagonal matrix and  $B_f$  is still a non-negative irreducible matrix. Following a similar proof as for [12, Theorem 1], we can obtain the result. We now sketch some of the main arguments and highlight the differences.

We consider the case  $s_1(I - hD_f + hB_f) < 1$  and let  $M = I - hD_f + hB_f$ . By Lemma 9, there exists a  $P_1$  such that  $M^\top P_1 M - P_1$  is negative definite. We define the Lyapunov function  $V_1(z(t)) = (z(t))^\top P_1(z(t))$ . Let  $M = I + h((I - Z(t))B_f - D_f)$ . Thus,

$$\begin{aligned} \Delta V_1(z(t+1)) &= V_1(z(t+1)) - V_1(z(t)) \\ &= (z(t))^\top \bar{M}^\top P_1 \bar{M}(z(t)) - (z(t))^\top P_1(z(t)) \\ &= (z(t))^\top (M^\top P_1 M - P_1)(z(t)) \\ &\quad - 2h(z(t))^\top B_f^\top Z(t) P_1 M(z(t)) \\ &\quad + h^2(z(t))^\top B_f^\top Z(t) P_1 Z(t) B_f(z(t)) \\ &\leq -2h(z(t))^\top B_f^\top Z(t) P_1 M(z(t)) \\ &\quad + h^2(z(t))^\top B_f^\top Z(t) P_1 Z(t) B_f(z(t)). \end{aligned} \quad (25)$$

The last inequality holds as equality if and only if  $z(t) = 0$ , since  $M^\top P_1 M - P_1$  is negative definite.

Following the same calculation as in [12], we have  $\Delta V_1(z(t+1)) \leq -2h(z(t))^\top B_f^\top Z(t) P_1 M(z(t)) + h^2(z(t))^\top B_f^\top Z(t) P_1 Z(t) B_f(z(t)) \leq 0$ . Besides,  $\Delta V_1(z(t+1)) < 0$  for all  $z(t) \neq 0$ . This ensures that the model converges asymptotically to the healthy state under this circumstance.

Next, we consider the case  $s_1(I - hD_f + hB_f) = 1$ . By Lemma 10, there exists a  $P_2$  such that  $M^\top P_2 M - P_2$  is negative semi-definite. We define the Lyapunov function  $V_2(z(t)) = (z(t))^\top P_2(z(t))$ .

We can observe that calculation (25) still holds in this case but only requires  $x(t) = \mathbf{0}$ , because  $M^\top P_2 M - P_2$  is now negative semi-definite. Following the same calculation as in [12], we have  $\Delta V_2(z(t+1)) \leq -2h(z(t))^\top B_f^\top Z(t) P_2 M(z(t)) + h^2(z(t))^\top B_f^\top Z(t) P_2 Z(t) B_f(z(t)) \leq -h(z(t))^\top B_f^\top Z(t) P_2 M(z(t)) \leq 0$ . Besides, notice that  $Z(t) = \begin{bmatrix} \text{diag}(x(t)) & \mathbf{0} \\ \mathbf{0} & \mathbf{0} \end{bmatrix}$  and accordingly

$\Delta V_2(z(t+1)) \leq 0$  holds as an equality if and only if  $x(t) = \mathbf{0}$ . According to the Lasalle's principle, the system converges asymptotically to the largest invariant set, where  $\Delta V_2(z(t+1)) = 0$ . This set is in the form of  $\{z(t) = [x(t)^\top, w(t)^\top]^\top \mid x(t) = \mathbf{0}, w(t) \in [0, w_{\max}]^m\}$ . This ensures that  $x(t)$  converges to zero. Recall that  $w(t+1) = w(t) + h(-D_w w(t) + C_w x(t))$ . If  $x(t)$  converges to zero,  $w(t)$  is governed by a stable linear system plus a vanishing part of  $x(t)$ . This implies that  $w(t)$  also converges to zero.

Secondly, we prove that the statement ii) is true. We can follow the same proof of Theorem 2 in [29], since  $D_f$  is still a positive diagonal matrix and  $B_f$  is still a

non-negative irreducible matrix. Furthermore, the matrix  $A_w$  is regarded as zero matrix for our case and assumption 2 of [29] is also satisfied. For the proof of a single resource case, interested readers can also refer to the proof of Theorem 3 in [28]. The main idea of the proof of existence of the endemic equilibrium is firstly to construct an auxiliary continuous map and apply the Brouwer's fixed-point theorem. The uniqueness of the endemic equilibrium is proved by way of contradiction.

Finally, the statement iii) is the direct consequence of the statements i) and ii).

### 7.5 Proof of Proposition 2

We will need the following lemma for the proof.

**Lemma 13** *The endemic equilibrium  $z^* = [x^*, w^*]^\top \gg 0$  of system (7), if exists, must satisfy*

$$\frac{\delta_i x_i^*}{1 - x_i^*} = \sum_{j=1}^n \left( \sum_{k=1}^m (\beta_{ij}^w \hat{c}_{kj}) + \beta_{ij} \right) x_j^*, \quad (26)$$

and

$$w_j^* = \sum_{k=1}^n \hat{c}_{jk} x_k^*, \quad (27)$$

where  $\hat{c}_{jk}^w := c_{jk}^w / \delta_j^w$ .

**Proof** By the definition of an equilibrium, we have  $z(t+1) = z(t) = z^*$ . So, according to (3), we have:

$$h \left( -\delta_j^w w_j^* + \sum_{k=1}^n c_{jk}^w x_k^* \right) = 0.$$

Then,

$$w_j^* = \sum_{k=1}^n \hat{c}_{jk} x_k^*.$$

Similarly, according to (2), we obtain:

$$h \left[ (1 - x_i^*) \left( \sum_{j=1}^N \beta_{ij} x_j^* + \sum_{j=1}^N \beta_{ij}^w w_j^* \right) - \delta_i x_i^* \right] = 0.$$

Then,

$$\frac{\delta_i x_i^*}{1 - x_i^*} = \left( \sum_{j=1}^n \beta_{ij} x_j^* + \sum_{j=1}^m \beta_{ij}^w w_j^* \right). \quad (28)$$

By using (27), we prove that (26) holds. That completes the proof.

Now, we can rewrite (2) as

$$e_i(t+1) = x_i(t)(1 - h\delta_i) + (1 - x_i(t))h \left[ \sum_{j=1}^n \beta_{ij}x_j(t) + \sum_{j=1}^m \beta_{ij}^w w_j(t) \right] - x_i^*. \quad (29)$$

Next, notice that (26) can be reformulated as:

$$\begin{aligned} h\delta_i \frac{x_i^*}{1 - x_i^*} &= h \sum_{j=1}^n \left( \sum_{k=1}^m (\beta_{ij}^w \hat{c}_{kj}) + \beta_{ij} \right) x_j^*; \\ h\delta_i x_i^* &= h(1 - x_i^*) \sum_{j=1}^n \left( \sum_{k=1}^m (\beta_{ij}^w \hat{c}_{kj}) + \beta_{ij} \right) x_j^*; \\ x_i^* &= (1 - x_i^*)h \sum_{j=1}^n \left( \sum_{k=1}^m (\beta_{ij}^w \hat{c}_{kj}) + \beta_{ij} \right) x_j^* + (1 - h\delta_i)x_i^*. \end{aligned} \quad (30)$$

By plugging (30) into (29), we have

$$\begin{aligned} e_i(t+1) &= e_i(t)(1 - h\delta_i) + h \left( \sum_{j=1}^m \beta_{ij}^w (w_j(t) - w_j^*) \right) \\ &\quad + h \sum_{j=1}^n \beta_{ij} e_j(t) - h \sum_{j=1}^n \beta_{ij} (x_i(t)x_j(t) - x_i^*x_j^*) \\ &\quad - h \left( \sum_{j=1}^m \beta_{ij}^w (x_i(t)w_j(t) - x_i^*w_j^*) \right) \end{aligned}$$

Then, we look at the term  $x_i(t)x_j(t) - x_i^*x_j^*$ . We can observe that  $x_i(t)x_j(t) - x_i^*x_j^* = (x_i(t) - x_i^*)(x_j(t) - x_j^*) + (x_i(t) - x_i^*)x_j^* + x_i^*(x_j(t) - x_j^*)$ . Similarly,  $x_i(t)w_j(t) - x_i^*w_j^* = (x_i(t) - x_i^*)(w_j(t) - w_j^*) + (x_i(t) - x_i^*)w_j^* + x_i^*(w_j(t) - w_j^*)$ . Then

$$\begin{aligned} e_i(t+1) &= \left( 1 - h\delta_i - h \sum_{j=1}^n \beta_{ij}x_j^* - h \sum_{j=1}^m \beta_{ij}^w w_j^* \right) e_i(t) \\ &\quad + (1 - x_i^*) \left( h \sum_{j=1}^n \beta_{ij} e_j(t) + h \sum_{j=1}^m \beta_{ij}^w f_j(t) \right) \\ &\quad - e_i(t)h \sum_{j=1}^n \beta_{ij} e_j(t) - e_i(t)h \sum_{j=1}^m \beta_{ij}^w f_j(t). \end{aligned}$$

From (26), we have

$$h\delta_i \left( \frac{1}{1 - x_i^*} - 1 \right) = h \sum_{k=1}^m \beta_{ik}^w w_k^* + h \sum_{j=1}^n \beta_{ij}x_j^*.$$

For the pathogen error dynamics, we have

$$\begin{aligned} f_j(t+1) &= f_j(t) - h\delta_j^w w_j(t) + h\delta_j^w \sum_{k=1}^n \hat{c}_{jk}^w w_k(t) \\ &= (1 - h\delta_j^w) f_j(t) - h\delta_j^w w_j^* + h\delta_j^w \sum_{k=1}^n \hat{c}_{jk}^w w_k(t) \\ &= (1 - h\delta_j^w) f_j(t) + h \sum_{k=1}^n c_{jk}^w e_k(t). \end{aligned}$$

Thus, we get

$$\begin{aligned} e_i(t+1) &= \left( 1 + \frac{h\delta_i}{x_i^* - 1} \right) e_i(t) \\ &\quad + (1 - x_i^* - e_i(t))h \left( \sum_{j=1}^n \beta_{ij} e_j(t) + \sum_{j=1}^m \beta_{ij}^w f_j(t) \right), \end{aligned} \quad (31)$$

$$f_j(t+1) = (1 - h\delta_j^w) f_j(t) + h \sum_{k=1}^n c_{jk}^w e_k(t). \quad (32)$$

Finally, we can simplify the system into the matrix form corresponding to (13).

### 7.6 Proof of Theorem 3

Firstly, we need the following Lemma.

**Lemma 14** *Let*

$$F = \begin{bmatrix} I - \text{diag} \left( \frac{h\delta_i}{1 - x_i^*} \right) + hB & hB_w \\ hC_w & I - hD_w \end{bmatrix}. \quad (33)$$

*Then the matrix  $F$  is non-negative irreducible under Assumptions 1-6.*

**Proof** Under the Assumptions, we have  $hC_w$ ,  $hB_w$  and  $I - hD_w$  are all non-negative matrices. Since  $B_f$  (recall (6)) is irreducible under Assumption 5,  $F$  must also be irreducible. Next, we take a look at the matrix

$$\left( I - \text{diag} \left( \frac{h\delta_i}{1 - x_i^*} \right) + hB \right)_{ij} = \begin{cases} 1 - \frac{h\delta_i}{1 - x_i^*} + h\beta_{ii}, & i = j \\ h\beta_{ij}, & i \neq j \end{cases}$$



We see that  $\beta_{ij} \geq 0$ , so it remains to show that  $1 - \frac{h\delta_i}{1-x_i^*} + h\beta_{ii} \geq 0$ . In fact

$$1 - \frac{h\delta_i}{1-x_i^*} + h\beta_{ii} \geq 1 - \frac{h\delta_i}{1-x_i^*},$$

So we can equivalently show that  $1 - \frac{h\delta_i}{1-x_i^*} \geq 0$ , which is further equivalent to  $x_i^* \leq 1 - h\delta_i$ . By using (26), we obtain

$$x_i^* = 1 - \frac{h\delta_i}{h\left(\sum_{j=1}^n \beta_{ij}x_j^* + \sum_{j=1}^m \beta_{ij}^w w_j^*\right) + h\delta_i}$$

So  $x_i^* \leq 1 - h\delta_i$  holds by Assumption 6. That finishes the proof.

Let  $\mu = [1, \frac{x_2^*}{x_1^*}, \dots, \frac{x_n^*}{x_1^*}, \frac{w_1^*}{x_1^*}, \dots, \frac{w_m^*}{x_1^*}]^\top$ . Notice that

$$F\mu = \mu. \quad (34)$$

Since  $F$  is an irreducible nonnegative matrix and  $\mu \gg \mathbf{0}$ , it follows that  $\rho(F) = 1$  by Lemma 8. According to Lemma 7, there exists a positive left eigenvector  $v^\top$  such that  $v^\top F = v^\top$ . Then we can consider the following two cases.

*Case 1:* If  $z(0) = \mathbf{0}$ , we can directly obtain that the system stays at the healthy state and doesn't converge to the endemic equilibrium. Indeed, the Jacobian matrix of (7) at the origin is  $J(\mathbf{0}, \mathbf{0}) = \begin{bmatrix} I + hB - hD & hB_w \\ hC_w & I - hD_w \end{bmatrix} = I + hB_f - hD_f$ . Since  $s_1(I - hD_f + hB_f) > 1$ , it follows that the healthy state is locally unstable. Moreover, if we have  $z(t+1) = \mathbf{0}$  at time  $t+1$ , we have

$$0 = x_i(t)(1-h\delta_i) + (1-x_i(t))h \left[ \sum_{j=1}^n \beta_{ij}x_j(t) + \sum_{j=1}^m \beta_{ij}^w w_j(t) \right]$$

and

$$0 = w_j(t)(1-h\delta_j^w) + h \sum_{k=1}^n c_{jk}^w x_k(t).$$

Notice that all parameters in the equations are non-negative and there exists at least one  $\beta_{ij}^w > 0$ ,  $\beta_{ij} > 0$  or  $c_{jk}^w > 0$ . It follows that  $z(t) = \mathbf{0}$  is the only possible solution. Following the same proof, we can obtain  $z(t-1) = \mathbf{0}$ . We can always consider the previous time step. By induction, we obtain that  $z(t) = \mathbf{0}$  if and only if  $z(0) = \mathbf{0}$ . Thus,  $z(t) = \mathbf{0}, \forall t \geq 0$  if and only if  $z(0) = \mathbf{0}$ .

*Case 2:* If  $z(0) \neq \mathbf{0}$ , we show that there must exists a time  $s$  such that  $x(s) \gg \mathbf{0}$ .

Recall that  $\mathcal{G}(\mathcal{B}_f)$  is strongly connected. Thus, there exists at least one  $\beta_{ij}^w > 0$ ,  $\beta_{ij} > 0$  or  $c_{jk}^w > 0$ . By Assumption 4, it holds that  $1 - h\delta_i \geq 0$  and  $1 - h\delta_i^w \geq 0$ . Let  $z_l(0) > 0$  for certain  $l \in \mathcal{V}(\mathcal{B}_f)$ . According to the discussion of case 1, we have  $z_l(t) > 0$ , for all  $t \geq 0$ . Then, we consider the worst case. Without loss of generality, we assume only  $z_p(0) > 0$ , for a node  $p \in \mathcal{V}(\mathcal{B}_f)$  and all other entries of  $z(0)$  are 0. Based on the conclusion of case 1,  $z_p(t)$  stays positive for any  $t \geq 0$ . Since  $\mathcal{G}(\mathcal{B}_f)$  is strongly connected, we can always find a node  $q$  such that there exists an edge from  $q$  to  $p$ , i.e.,  $\beta_{ij}^w > 0$ ,  $\beta_{ij} > 0$  or  $c_{jk}^w > 0$ . It follows that  $z_q(1) > 0$ . Similarly, all other entries will become positive in finite time steps due to the strong connectivity of the whole equivalent graph  $\mathcal{G}(\mathcal{B}_f)$  that combines the human-contact network and resource network.

Next, let us consider the following auxiliary system for any  $t \geq s$ .

$$y(t+1) = \Phi(t)y(t), \quad (35)$$

with initial condition  $y_i(s) = |e_i(s)|, \forall i \in \mathcal{V}(\mathcal{B}_f)$ . We also have  $\hat{e}(t+1) = \phi(t)\hat{e}(t)$ . Let  $\Phi(t) = \phi(x(t))$ . We can observe that  $\Phi(t) = \phi(x(t))$  is upper bounded by the matrix  $F$ . Since it is a nonnegative matrix, it follows that  $-y(t) \leq \hat{e}(t) \leq y(t), \forall t \in \mathbb{N}$ .

The endemic equilibrium is asymptotically stable, if the origin of the system (13) is asymptotically stable. Thus, it remains to show that the origin of the system (13) is asymptotically stable. It is equivalent to show that the origin of the system (35) is asymptotically stable.

Define the Lyapunov function  $V(t) = v^\top y(t)$ , where  $v^\top$  is the positive left eigenvector of  $F$ . We can calculate increment of the Lyapunov function as follows.

$$\begin{aligned} \Delta V(t) &= V(t+1) - V(t) = v^\top (\Phi(t) - I)y \\ &= v^\top (\Phi(t) - F)y \\ &= -hv^\top \begin{bmatrix} \text{diag}(x(t)) & \text{diag}(x(t)) \\ \mathbf{0} & \mathbf{0} \end{bmatrix} B_f y \\ &\leq 0. \end{aligned} \quad (36)$$

Since  $z, v \gg \mathbf{0}$  and the sum of each row in  $B_f$  is positive, it follows that  $\Delta V = 0$  if and only if  $y_i = 0$  for all  $i \in [n]$ . The model converges to the largest invariant set where  $y_i = 0$  for all  $i \in [n]$ . Since  $y_j(t+1) = (1 - h\delta_j^w)y_j(t) + h \sum_{k=1}^n c_{jk}^w y_k(t)$  for all  $n+1 \geq j \geq n+m$ .  $y_j(t+1) = (1 - h\delta_j^w)y_j(t)$  is a stable linear system and the term  $h \sum_{k=1}^n c_{jk}^w y_k(t)$  is vanishing since  $y_i$  converges to zero for all  $i \in [n]$ . Therefore, for all  $n+1 \geq j \geq n+m$ ,  $y_j$  also converges to zero.

Thus, the origin of the model (35) is asymptotically stable. According to the comparison principle, we conclude that the origin of the model (13) is asymptotically stable for any non-zero initial condition. This finishes the proof.

### 7.7 Proof of Proposition 5

The Jacobian matrix at the origin of (7) is  $J(\mathbf{0}, \mathbf{0}) = \begin{bmatrix} I + hB - hD & hB_w \\ hC_w & I - hD_w \end{bmatrix} = I + hB_f - hD_f$ . This indicates that, under the hypothesis of the proposition, the healthy state is locally exponentially stable with a convergence rate given by  $s_1(I - hD_f + hB_f)$ .

### 7.8 Proof of Proposition 6

Equation (26) is now identical for all  $i \in [n]$ , while (27) is now identical for all  $j \in [m]$ . Thus, we have  $x_i^* = x^*$  and  $w_j^* = w^*$ .  $w^* = n\hat{c}x^*$  can be directly obtained by equation (27). Then, we plug it into equation (26) leading to the result.

### 7.9 Proof of Proposition 7

We have that the endemic equilibrium is the solution of  $(-hD_f + h(I - Z^*)B_f)z^* = \mathbf{0}$  when  $\rho(D_f^{-1}B_f) > 1$ .

Let us define a map  $K : \mathbb{R}^{n+m} \times \mathbb{R}^{(n+m) \times (n+m)} \times \mathbb{R}^{(n+m) \times (n+m)} \rightarrow \mathbb{R}^{(n+m)}$  by  $K(z^*, D_f, B_f) = (-hD_f + h(I - Z^*)B_f)z^*$ . Now, we show that the equation  $K(z^*, D_f, B_f) = \mathbf{0}$  defines a function  $z^* = g(D_f, B_f)$ . Now, we consider a small perturbation  $\Delta D_f$  and  $\Delta B_f$  of  $D_f$  and  $B_f$  such that  $\rho((D_f + \Delta D_f)^{-1}(B_f + \Delta B_f)) > 1$ , where

$$\Delta B_f := \begin{bmatrix} \Delta B & \Delta B_w \\ \Delta C_w & \mathbf{0} \end{bmatrix},$$

$$\Delta D_f := \begin{bmatrix} \Delta D & \mathbf{0} \\ \mathbf{0} & \Delta D_w \end{bmatrix}.$$

Let  $z^* + \Delta z^*$  denote the endemic state resulting from the perturbation. Then, let  $M = -h(D_f + \Delta D_f)$  and  $P = h(I - (Z^* + \Delta Z^*))(B_f + \Delta B_f)$ . We have

$$\begin{aligned} (M + P)(z^* + \Delta z^*) &= \mathbf{0} \\ (-h(D_f + \Delta D_f) + h(I - Z^*)(B_f + \Delta B_f))z^* - h\Delta Z^*B_fz^* \\ - h\Delta Z^*\Delta B_fz^* + (-h(D_f + \Delta D_f) \\ + h(I - (Z^* + \Delta Z^*))(B_f + \Delta B_f))(\Delta z^*) &= \mathbf{0} \end{aligned} \quad (37)$$

By using  $K(z^*, D_f, B_f) = \mathbf{0}$  and ignoring the higher order of  $\Delta$  term, equation (37) can be simplified as

$$\begin{aligned} (M + P)(z^* + \Delta z^*) \\ = (-hD_f + hB_f - hZ^*B_f - B^*)\Delta z^* = \mathbf{0} \end{aligned} \quad (38)$$

where  $B^* = \text{diag}(B_f[x^*, \mathbf{0}]^\top)$ .

We perform linearization around  $z^*$ ,

$$\begin{aligned} (M + P)(z^* + \Delta z^*) \\ = \text{diag}(z^*)\Delta d_f + (Z^* - I)\Delta B_fz^*, \end{aligned} \quad (39)$$

where  $\Delta d_f$  is the vector whose entry is the diagonal entry of  $\Delta D_f$  and notice that  $\text{diag}(z^*)$  is different from

$$Z^* = \begin{bmatrix} \text{diag}(x^*) & \mathbf{0} \\ \mathbf{0} & \mathbf{0} \end{bmatrix}. \text{ Thus, we have that}$$

$$(-hD_f + hB_f - hZ^*B_f - B^*)z^* = -B^*z^*.$$

Since  $B_f$  is a irreducible nonnegative matrix and  $z^* \gg \mathbf{0}$ ,  $B^*$  is a positive diagonal matrix. Let  $C > 0$  such that  $C < \min_{i,j}(B_f)_{ij}$ . Then,  $B^* > CI$  and  $-B^*z^* < -Cz^*$ . Notice that  $-hD_f + hB_f - hZ^*B_f - B^*$  is an irreducible Metzler matrix, then  $s_1(-hD_f + hB_f - hZ^*B_f - B^*) < -C < 0$ . Thus,  $-hD_f + hB_f - hZ^*B_f - B^*$  is invertible and non-singular. By the Implicit Function Theorem [40] (pages 204-206), we have

$$\begin{aligned} \Delta z^* &= (-hD_f + hB_f - hZ^*B_f - B^*)^{-1} \text{diag}(z^*)\Delta d_f \\ &+ (-hD_f + hB_f - hZ^*B_f - B^*)^{-1}(Z^* - I)\Delta B_fz^* \end{aligned} \quad (40)$$

We also have the following lemma,

### Lemma 15 (Theorem 2.7 in Chapter 6 of [41])

Suppose that  $M$  is a nonsingular, irreducible Hurwitz Metzler matrix. Then,  $M^{-1} \ll \mathbf{0}$ .

By using Lemma 15, we complete the proof.

### 7.10 Proof of Theorem 8

The proof is similar to the Theorem 1.

Firstly, we consider the case  $s_1(I - hD_{f \min} + hB_{f \max}) < 1$ . Let  $M = I - hD_{f \min} + hB_{f \max}$ . By Lemma 9, there exists a  $P_1$  such that  $M^\top P_1 M - P_1$  is negative definite. We define the Lyapunov function  $V_1(z(t)) = (z(t))^\top P_1(z(t))$ . Let  $\bar{M} = I + h((I - Z(t))B_{f \max} - D_{f \min})$  and  $\bar{M} = I + h((I - Z(t))B_f(t) - D_f(t))$ . Thus, we have  $\bar{M}z(t) \geq \bar{M}z(t)$ .

$$\begin{aligned}
\Delta V_1(z(t+1)) &= V_1(z(t+1)) - V_1(z(t)) \\
&= (z(t))^\top \hat{M}^\top P_1 \hat{M}(z(t)) - (z(t))^\top P_1(z(t)) \\
&\leq (z(t))^\top \bar{M}^\top P_1 \bar{M}(z(t)) - (z(t))^\top P_1(z(t)) \\
&= (z(t))^\top (M^\top P_1 M - P_1)(z(t)) \\
&\quad - 2h(z(t))^\top B_f^\top Z(t) P_1 M(z(t)) \\
&\quad + h^2(z(t))^\top B_f^\top Z(t) P_1 Z(t) B_f(z(t)) \\
&\leq -2h(z(t))^\top B_f^\top Z(t) P_1 M(z(t)) \\
&\quad + h^2(z(t))^\top B_f^\top Z(t) P_1 Z(t) B_f(z(t))
\end{aligned} \tag{41}$$

The rest remains the same to the proof of theorem 1.

Then, we consider the case  $s_1(I - hD_{f \min} + hB_{f \max}) = 1$ . By Lemma 10, there exists a  $P_2$  such that  $M^\top P_2 M - P_2$  is negative semi-definite. We define the Lyapunov function  $V_2(z(t)) = (z(t))^\top P_2(z(t))$ . Then, we have

$$\begin{aligned}
\Delta V_2(z(t+1)) &= (z(t))^\top \hat{M}^\top P_2 \hat{M}(z(t)) - (z(t))^\top P_2(z(t)) \\
&\leq (z(t))^\top \bar{M}^\top P_2 \bar{M}(z(t)) - (z(t))^\top P_2(z(t)) \\
&\leq -2h(z(t))^\top B_f^\top Z(t) P_2 M(z(t)) \\
&\quad + h^2(z(t))^\top B_f^\top Z(t) P_2 Z(t) B_f(z(t)) \\
&\leq -h(z(t))^\top B_f^\top Z(t) P_2 M(z(t)) \\
&\leq 0.
\end{aligned}$$

The rest remains the same to the proof of theorem 1.

### 7.11 Proof of Theorem 9

Since all pairs  $(B_f(t), D_f(t)) \in \Omega_{z^*}$  refer to the same endemic equilibrium, the error dynamics given by (31) and (32) are still valid but with the time-varying parameters. They read as now

$$\begin{aligned}
e_i(t+1) &= (1 + \frac{h\delta_i(t)}{x_i^* - 1})e_i(t) \\
&\quad + (1 - x_i^* - e_i(t))h(\sum_{j=1}^n \beta_{ij}(t)e_j(t))
\end{aligned} \tag{42}$$

$$+ \sum_{j=1}^m \beta_{ij}(t)f_j(t), \tag{43}$$

$$f_j(t+1) = (1 - h\delta_j^w(t))f_j(t) + h \sum_{k=1}^n c_{jk}^w(t)e_k(t). \tag{44}$$

It is equivalent to the error dynamics in matrix form

$$\hat{e}(t+1) = \phi(t)\hat{e}(t), \tag{45}$$

where

$$\hat{e}(t) = [e_1(t), \dots, e_n(t), f_1(t), \dots, f_m(t)]^\top \tag{46}$$

and

$$\phi(t) = \begin{bmatrix} I - \text{diag}(\frac{h\delta_i(t)}{1-x_i^*}) + \text{diag}(1-x(t))hB(t) & \text{diag}(1-x(t))hB_w(t) \\ hC_w(t) & I - hD_w(t) \end{bmatrix}. \tag{47}$$

Define

$$F(t) = \begin{bmatrix} I - \text{diag}(\frac{h\delta_i(t)}{1-x_i^*}) + hB(t) & hB_w(t) \\ hC_w(t) & I - hD_w(t) \end{bmatrix}, \tag{48}$$

the matrix  $F$  is non-negative irreducible since all elements in  $\Omega_{z^*}$  satisfy Assumption 2-6.

Let  $\mu = [1, \frac{x_2^*}{x_1^*}, \dots, \frac{x_n^*}{x_1^*}, \frac{w_1^*}{x_1^*}, \dots, \frac{w_m^*}{x_1^*}]^\top$ . Notice that

$$F(t)\mu = \mu. \tag{49}$$

Since  $F(t)$  is an irreducible nonnegative matrix and  $\mu \gg \mathbf{0}$ , it follows that  $\rho(F(t)) = 1$  by Lemma 8. According to the Lemma 7, there exists a positive left eigenvector  $v^\top$  such that  $v^\top F(t) = v^\top$ . Moreover,  $B_f(t)$  is symmetric, which shows  $F(t)$  is also symmetric. Thus,  $v = \mu$ .

The following proof is similar to the proof of theorem 3. Following the same proof, we get the conclusion under these two cases.

*Case 1:* If  $z(0) = \mathbf{0}$ . We can directly obtain that the system will stay at the healthy state and doesn't converge to the endemic equilibrium. Moreover,  $z(t) = 0, \forall t \geq 0$  if and only if  $z(0) = 0$ .

*Case 2:* If  $z(0) \neq \mathbf{0}$ , we show that there must exists a time  $s$  such that  $x(s) \gg \mathbf{0}$ .

Construct the following auxiliary system for any  $k \geq s$ .

$$y(t+1) = \Phi(t)y(t), \tag{50}$$

with initial condition  $y_i(s) = |e_i(s)|, \forall i \in \mathcal{V}$ . We also have  $\hat{e}(t+1) = \phi(t)\hat{e}(t)$ . Since  $\Phi(t)$  is nonnegative, it follows that  $-y(t) \leq \hat{e}(t) \leq y(t), \forall k \in \mathbb{N}$ .

Define the Lyapunov function  $V(t) = v^\top y(t)$ , where  $v$  is the positive left eigenvector of  $F(t)$ , which equals to  $\mu$  since  $F(t)$  is symmetric. We can calculate increment of the Lyapunov function as follows.

$$\begin{aligned}\Delta V(t) &= V(t+1) - V(t) = v^\top (\Phi(t) - I)y \\ &= v^\top (\Phi(t) - F)y \\ &= -hv^\top \begin{bmatrix} \text{diag}(x(t)) & \text{diag}(x(t)) \\ \mathbf{0} & \mathbf{0} \end{bmatrix} B_f(t)y \quad (51) \\ &\leq 0.\end{aligned}$$

The remaining is the same to the proof of Theorem 3.

### 7.12 Proof of Lemma 3

We recall that the time-invariant system is given, element-wise, as follows

$$\begin{aligned}x_i^k(t+1) &= x_i^k(t) + h \left[ \left( 1 - \sum_{a=1}^l x_i^a(t) \right) \left( \sum_{j=1}^n \beta_{ij}^k x_j^k(t) \right. \right. \\ &\quad \left. \left. + \sum_{j=1}^m \beta_{ij}^{wk} w_j^k(t) \right) - \delta_i^k x_i^k(t) \right], \quad (52) \\ w_j^k(t+1) &= w_j^k(t) + h \left( -\delta_j^{wk} w_j^k(t) + \sum_{a=1}^n c_{ja}^{wk} x_a^k(t) \right). \quad (53)\end{aligned}$$

where all variables and parameters refer to the same meaning as the single-virus model and the subscript  $k$  denotes that it is the variable or parameter of virus  $k$ .

We can rewrite equations (52) and (53) into the matrix form:

$$\begin{aligned}x^k(t+1) &= x^k(t) + h \left[ \left( I - \sum_{a=1}^l \text{diag}(x^a(t)) B^k - D^k \right) x^k(t) \right. \\ &\quad \left. + \left( I - \sum_{a=1}^l \text{diag}(x^a(t)) \right) B_w^k w^k(t) \right], \quad (54)\end{aligned}$$

and

$$w^k(t+1) = w^k(t) + h (-D_w^k w^k(t) + C_w^k x^k(t)); \quad (55)$$

where  $x^k(t) = [x_1^k(t), \dots, x_n^k(t)]^\top$ ,  $w^k(t) = [w_1^k(t), \dots, w_m^k(t)]^\top$ . Since  $D(t)$  is the convex combination of  $h \sum_{k=1}^l (\sum_{j=1}^n \beta_{ij}^k + \sum_{j=1}^m \beta_{ij}^{wk} w_{\max}^k) \in [0, 1]$  and  $1 - h \min_{k \in [l]} (\delta_i^k) \in [0, 1]$ , it follows that  $D(t) \in [0, 1]$ .

We can further rewrite the systems (54) and (55) as follows:

$$z^k(t+1) = z^k(t) + h \left( -D_f^k + \left( I - \sum_{a=1}^l Z^a(t) \right) B_f^k \right) z^k(t), \quad (56)$$

where the matrix or vector of  $z^k(t)$ ,  $Z^k(t)$ ,  $B_f^k$ ,  $D_f^k$  has the same structure and meaning of (6) and the subscript  $k$  denotes that it is the matrix or vector of virus  $k$ .

Now, we can start our proof.

By our assumptions, all the parameters as well as the state variable  $z(t)$  are all non-negative. So for  $t = 0$ , we have  $z^k(1) = z^k(0) + h (-D_f^k + (I - \sum_{a=1}^l Z^a(0)) B_f^k) z^k(0) \leq z^k(0) + h (-D_f^k + (I - Z^k(0)) B_f^k) z^k(0) = \hat{z}^k(1)$ . Next, suppose  $z^k(t) \leq \hat{z}^k(t)$  holds. By an induction principle it follows that  $z^k(t+1) \leq \hat{z}^k(t+1)$ .

### 7.13 Proof of Lemma 4

$x_i^k(t) \in [0, 1]$  and  $w_j^k(t) \in [0, w_{\max}^k]$  is the direct consequence of lemma 3. Then, we add all  $x_i^k$  up and get

$$\begin{aligned}\sum_{k=1}^l x_i^k(t+1) &= \sum_{k=1}^l x_i^k(t) + h \left[ \left( 1 - \sum_{a=1}^l x_i^a(t) \right) \left( \sum_{k=1}^l \sum_{j=1}^n \beta_{ij}^k x_j^k(t) + \sum_{k=1}^l \sum_{j=1}^m \beta_{ij}^{wk} w_j^k(t) \right) \right. \\ &\quad \left. - \sum_{k=1}^l \delta_i^k x_i^k(t) \right] \\ &\leq \sum_{k=1}^l x_i^k(t) + h \left[ \left( 1 - \sum_{a=1}^l x_i^a(t) \right) \left( \sum_{k=1}^l \sum_{j=1}^n \beta_{ij}^k \right. \right. \\ &\quad \left. \left. + \sum_{k=1}^l \sum_{j=1}^m \beta_{ij}^{wk} w_{\max}^k \right) - \min_{k \in [l]} (\delta_i^k) \sum_{k=1}^l x_i^k(t) \right] \\ &= D(t).\end{aligned}$$

#### 7.14 Proof of Lemma 5

It suffices to show that

$$\begin{aligned}
z^k(t+1) &= z^k(t) \\
&+ h \left( -D_f^k(t) + \left( I - \sum_{a=1}^l Z^a(t) \right) B_f^k(t) \right) z^k(t) \\
&\leq z^k(t) \\
&+ h \left( -D_{f \min}^k(t) + \left( I - \sum_{a=1}^l Z^a(t) \right) B_{f \max}^k(t) \right) z^k(t)
\end{aligned} \tag{57}$$

The remaining is the same to the proof of Lemma 4.

#### 7.15 Proof of Lemma 6

By our assumptions, all the parameters as well as the state variable  $z(t)$  are all non-negative. So we have  $z^k(1) = z^k(0) + h \left( -D_f^k(t) + \left( I - \sum_{a=1}^l z^a(0) \right) B_f^k(t) \right) z^k(0)$   
 $\leq \hat{z}^k(1) = z^k(0) + h \left( -D_f^k(t) + \left( I - Z^k(0) \right) B_f^k(t) \right) z^k(0)$ .  
 Suppose  $z^k(t) \leq \hat{z}^k(t)$  holds, it follows that  $z^k(t+1) \leq \hat{z}^k(t+1)$ . It completes the proof.

#### 7.16 Proof of Theorem 10

By Lemma 3,  $z(t)$  is upper bounded by its single-virus counterpart. Since  $s_1(I - D_f^k + B_f^k) \leq 1$ , its single-virus counterpart converges to zero by Theorem 1. Moreover,  $z(t)$  is also lower bounded by 0. According to the comparison principle, all  $z^k(t)$  converges to zero for any arbitrary initial condition.

#### 7.17 Proof of Theorem 11

For any  $a \neq k$ , following the same proof as in Theorem 10,  $z^a(t)$  converges to zero. If  $z^k(0) = \mathbf{0}$ , then the  $k$ -th virus is eradicated and the system converges to the healthy state.

If  $z^k(0) \neq \mathbf{0}$ , we have

$$\begin{aligned}
z^k(t+1) &= z^k(t) + h \left( -D_f^k + \left( I - Z^k(t) \right) B_f^k \right) z^k(t) \\
&- \sum_{a \neq k}^l Z^a(t) B_f^k z^k(t)
\end{aligned}$$

where  $-\sum_{a=1}^l Z^a(t) B_f^k z^k(t)$  can be regarded as a vanishing perturbation, which converges to zero when  $t \rightarrow \infty$ . Thus,  $z^k(t)$  can be seen as an autonomous system at the end. Then From theorem 3, the autonomous system converges to the unique endemic state  $z^{k*} \gg \mathbf{0}$ . Thus, it completes the proof.

#### 7.18 Proof of Theorem 12

Firstly, we need the following Lemma.

**Lemma 16** Consider a continuous-time model  $\dot{x} = f(x)$  and its discrete-time counterpart using Euler's Method  $x(t+1) = x(t) + hf(x(t))$ . Both models share the same equilibria.

**Proof** It suffices to notice that  $\dot{x} = f(x^*) = 0$  shares the same solution with  $x^* = x^* + hf(x^*)$ .

**Lemma 17** Consider a continuous-time model  $\dot{x} = f(x)$  and its discrete-time counterpart using Euler's Method  $x(t+1) = x(t) + hf(x(t))$ . Let  $x^*$  be the equilibrium of both systems. Let the Jacobian matrix of system  $\dot{x} = f(x)$  at  $x^*$  be  $J^1(x^*)$ .

- i)  $x^*$  is locally unstable for the discrete-time model if  $x^*$  is locally unstable for the continuous-time model.
- ii)  $x^*$  is locally exponentially stable for the discrete-time model if  $h < \frac{2}{\rho(J^1(x^*))}$  and  $x^*$  is locally exponentially stable for the continuous-time model.

**Proof** Let the Jacobian matrix of the corresponding discretized system  $x(t+1) = x(t) + hf(x(t))$  at  $x^*$  be denoted by  $J^2(x^*)$ . Thus,  $J^2(x^*) = hJ^1(x^*) + I$ , which implies that the eigenvalues of  $J^2(x^*)$  follow  $\lambda(J^2(x^*)) = h\lambda(J^1(x^*)) + 1$ , where by  $\lambda(\cdot)$  we denote the spectrum. We can see that an eigenvalue  $\lambda(J^1(x^*))$  located on the right-side of the complex plane corresponds to an eigenvalue  $\lambda(J^2(x^*))$  outside the unit circle. Thus,  $x^*$  is locally unstable for the discrete-time model if  $x^*$  is locally unstable for the continuous-time model. On the other hand, if  $h < \frac{2}{\rho(J^1(x^*))}$ , then an eigenvalue  $\lambda(J^1(x^*))$  on the left-side of the complex plane corresponds to an eigenvalue  $\lambda(J^2(x^*))$  within the unit circle.

Consider the continuous-time model [28] when  $l = 2$  and  $m = 1$ . We compare the conditions with that in [28, Theorem 5]. If Assumptions 1b-6b, then Assumption 1 in [28] hold and  $s_1(I - hD_f^k + hB_f^k) > 1$  is equivalent to  $s_1(hD_f^k - hB_f^k) > 0$  in Theorem 5 of [28]. Thus, by lemma 16 and [28, Theorem 5], the result follows.

#### 7.19 Proof of Theorem 13

The existence of these 3 equilibria can be derived by lemma 16 of this paper and theorem 6, lemma 8 of [28].

Now, we prove the local stability for each equilibrium.

Notice that  $J$  defined in (24) is the Jacobian matrix of the continuous-time counterpart proposed in [28]. By directly applying the lemma 17, we achieve theorem 13.

### 7.20 Proof of Theorem 14

By Lemma 6,  $z(t)$  is upper bounded by its single-virus counterpart. Since  $s_1(I - D_f^k \min + B_f^k \max) \leq 1$ , its single-virus counterpart converges to zero by Theorem 1. Moreover,  $z(t)$  is also lower bounded by 0. According to the comparison principal, all  $z^k(t)$  converges to zero for any arbitrary initial condition.

### 7.21 Proof of Theorem 15

For any  $a \neq k$ , following the same proof as in theorem 14,  $z^a(t)$  converges to zero. If  $z^k(0) = \mathbf{0}$ , then the  $k$ -th virus is eradicated and the system converges to the healthy state.

If  $z^k(0) \neq \mathbf{0}$ ,  $z^k$  can be seen as an autonomous system

$$z^k(t+1) = z^k(t) + h \left( -D^k(t)_f + (I - Z^k(t))B^k(t)_f \right) z^k(t) \quad (58)$$

with a vanishing perturbation  $-\sum_{a=1}^l Z^a(t)B_f^k(t)z^k(t) + Z^k(t)B_f^k(t)z^k(t)$ , which converges to zero when  $t \rightarrow \infty$ . From theorem 3, the autonomous system converges to the unique endemic state  $z^{k*} \gg \mathbf{0}$ . Thus, it completes the proof.