

Defending Observation Attacks in Deep Reinforcement Learning via Detection and Denoising

Zikang Xiong¹, Joe Eappen¹, He Zhu², and Suresh Jagannathan¹

¹ Purdue University, West Lafayette IN 47906, USA

² Rutgers University, New Brunswick NJ, 08854, USA

xiong84, jeappen@purdue.edu,
hz375@cs.rutgers.edu, suresh@cs.purdue.edu

Abstract. Neural network policies trained using Deep Reinforcement Learning (DRL) are well-known to be susceptible to adversarial attacks. In this paper, we consider attacks manifesting as perturbations in the observation space managed by the external environment. These attacks have been shown to downgrade policy performance significantly. We focus our attention on well-trained deterministic and stochastic neural network policies in the context of continuous control benchmarks subject to four well-studied observation space adversarial attacks. To defend against these attacks, we propose a novel defense strategy using a detect-and-denoise schema. Unlike previous adversarial training approaches that sample data in adversarial scenarios, our solution does not require sampling data in an environment under attack, thereby greatly reducing risk during training. Detailed experimental results show that our technique is comparable with state-of-the-art adversarial training approaches.

1 Introduction

Deep Reinforcement Learning (DRL) has achieved promising results in many challenging continuous control tasks. However, DRL controllers have proven vulnerable to adversarial attacks that trigger performance deterioration or even unsafe behaviors. For example, the operation of an unmanned aerial navigation system may be degraded or even maliciously affected if the training of its control policy does not carefully account for observation noises introduced by sensor errors, weather, topography, obstacles, etc. Consequently, building robust DRL policies remains an important ongoing challenge in architecting learning-enabled applications.

There have been several different formulations of DRL robustness that have been considered previously. [13,18] consider DRL robustness against perturbations of physical environment parameters. More generally, [7] has formalized DRL robustness against uncertain state transitions, and [22] has studied DRL robustness against action attacks. Similar to [28], our work considers DRL robustness against *observation attacks*. Prior work has demonstrated a range of

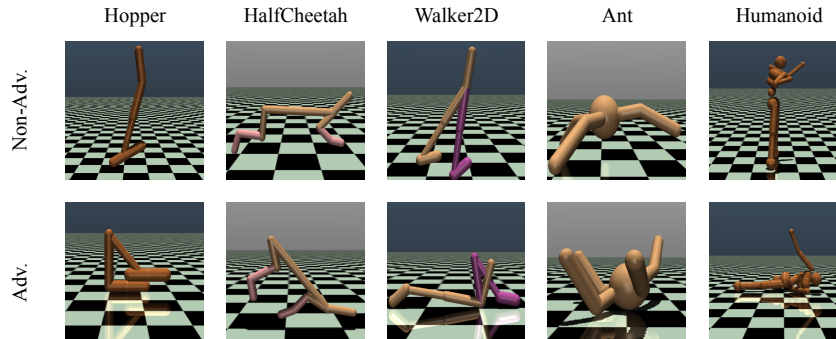


Fig. 1. Robots we evaluated in non-adversarial and adversarial scenarios. Robots fall down and gain less rewards when they are under attack.

strong attacks in the observation space of a DRL policy [11,16,9,28,27,21], all of which can significantly reduce a learning-enabled system’s performance or cause it to make unsafe decisions. Because observations can be easily perturbed, robustness to these kinds of adversarial attacks is an important consideration that must be taken into account as part of a DRL learning framework. There have been a number of efforts that seek to improve DRL robustness in response to these concerns. These include enhancing DRL robustness by adding a regularizer to optimize goals [1,28] and defending against adversarial attacks via switching policies [5,25]. There have also been numerous proposals to improve robustness using adversarial training methods. These often require sampling observations under *online* attacks (e.g., during simulation) [9,16,27]. However, while these approaches provide more robust policies, it has been shown that such approaches can negatively impact policy performance in non-adversarial scenarios. Moreover, a large number of unsafe behaviors may be exhibited during online attacks, potentially damaging the system controlled by the learning agent if adversarial training takes place in a physical rather than simulated environment.

To address the aforementioned challenges, we propose a new algorithm that strengthens the robustness of a DRL policy *without* sampling data under adversarial scenarios, avoiding the drawbacks that ensue from encountering safety violations during an online training process. Our method is depicted in Fig. 2. Given a DRL policy π , our defense algorithm *retains* π ’s parameters and trains a *detector* and *denoiser* with offline data augmentation. The detector and denoiser address problems on when and how to defend against an attack, resp. When defending π in a possibly adversarial environment, the detector identifies anomalous observations generated by the adversary, and the denoiser processes these observations to reverse the effect of the attacks. With assistance from the detector and the denoiser, the algorithm overcomes adversarial attacks in the policy’s observation space while retaining performance in terms of the achieved total reward.

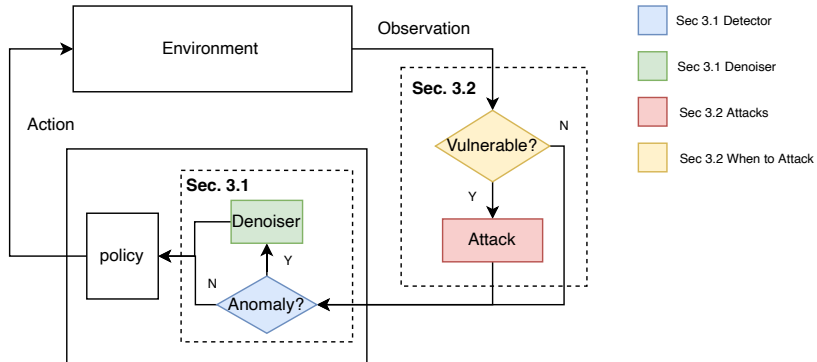


Fig. 2. Framework

Both the detector and denoiser are modeled with Gated Recurrent Unit Variational Auto-Encoders (GRU-VAE). This design choice is inspired by recent work [12,26,24,15,20] that has demonstrated the power of such anomaly detectors and denoisers. After anomalies enforced by attacks are detected, we need to reverse the effect of the attacks with a denoiser. However, training such a denoiser requires the observations under attack as input, but sampling such adversarial observations online is unappealing. To avoid unsafe sampling, our algorithm instead conducts adversarial attacks using offline data augmentation on a dataset of observations collected by the policy in a non-adversarial environment.

Our approach provides several important benefits compared with previous online adversarial training approaches. First, because we do not retrain victim policies, our approach naturally *retains* a policy’s performance in non-adversarial scenarios. Second, unlike adversarial training methods that need to sample data under online adversarial attacks, we only require sampled observations with a pretrained policy in a normal environment not subject to attacks. Third, the stochastic components in our detect-and-denoise pipeline (i.e., the prior distribution in the variational autoencoders) provide a natural barrier to defeat adversarial attacks [14,10]. We have evaluated our approach on a range of challenging MuJoCo [23] continuous control tasks for both deterministic TD3 policies [3] and stochastic PPO policies [19]. Our experimental results show that compared with the state-of-the-art online adversarial training approaches [27], our algorithm does not compromise policy performance in perturbation-free environments and achieves comparable policy performance in environments subject to adversarial attacks.

To summarize, our contributions are as follows:

- We integrate autoencoder-style anomaly detection and denoising into a defense mechanism for DRL policy robustness and show that the defense mechanism is effective under environments with strong known attacks as well as their variants and does not compromise policy performance in normal environments.

- We propose an adversarial training approach that uses offline data augmentation to avoid risky online adversarial observation sampling.
- We extensively evaluate our defense mechanism for both deterministic and stochastic policies using four well-studied categories of strong observation space adversarial attacks to demonstrate the effectiveness of our approach.

2 Background

2.1 Markov Decision Process

A Markov Decision Process (MDP) is widely used for modeling reinforcement learning problems. It is described as a tuple $(S, A, T, R, \gamma, O, \phi)$. S and A represent the state and action space, resp. $T(s, a) : S \times A \rightarrow \mathbb{P}(S)$ is the transition probability distribution. Given current state s and the action a , the Markov probability transition function $T(s, a)$ returns the probability of a new state s' . $R(s, a, s') : S \times A \times S \rightarrow \mathbb{R}$ is the reward function that measures the performance of a given transition (s, a, s') . Let the cumulative discounted reward be \mathcal{R} , and the reward at time t be $R(s_t, a_t, s_{t+1})$. Then, $\mathcal{R} = \sum_{t=0}^T \gamma^t R(s_t, a_t, s_{t+1})$, where $\gamma \in [0, 1)$ is the discounted factor and T is the maximum time horizon. The last element in the MDP tuple is an observation function $\phi : S \rightarrow O$ which transforms states in the state space S to the observation space O . The task of solving an MDP is tantamount to finding an optimal policy $\pi : O \rightarrow A$ that maximizes the discounted cumulative reward \mathcal{R} .

2.2 Observation Attack

Given a pretrained policy π , the observation attack $\mathcal{A}_{\mathcal{B}}$ injects noise to the observation to downgrade the cumulative reward \mathcal{R} . \mathcal{B} quantifies this noise term. Typically, \mathcal{B} is an ℓ_n -norm region around the ground-truth observation. Given an observation o_t , $\mathcal{B}(o_t) = \{\hat{o}_t \mid \|\hat{o}_t - o_t\|_n < \varepsilon\}$, where ε is the radius of the ℓ_n norm region. Additionally, attacks can choose when to inject noise. Since it is crucial to downgrade performance using as few attacks as possible, it is typical to define a vulnerability indicator $\mathbb{1}_{vul} : O \rightarrow \{\mathbf{True}, \mathbf{False}\}$. Given an observation o_t , if $\mathbb{1}_{vul}(o_t)$ is **False**, the policy π receives the perturbation-free observation o_t as input; otherwise, the input will be an adversarial observation $\hat{o}_t = \mathcal{A}_{\mathcal{B}}(o_t)$.

2.3 Defense via Detection and Denoising

The MDP tuple becomes $(S, A, T, R, \gamma, O, \phi, \mathcal{A}_{\mathcal{B}}, \mathbb{1}_{vul})$ after incorporating an adversary. One way to defend against adversarial attacks is to retrain a policy for the new MDP. However, such an approach ignores the fact that we already have a trained policy that performs well in non-adversarial scenarios. Additionally, the solution of such an MDP may not yield an optimal policy [28]. In contrast, our approach considers removing the effects introduced by $\mathcal{A}_{\mathcal{B}}, \mathbb{1}_{vul}$ by casting the adversarial MDP problem back into a standard MDP. To do so, we exploit

the trained policy and avoid the possibility of failing to find an optimal policy, even in non-adversarial scenarios. Notably, our approach eliminates the effect introduced by the vulnerability indicator $\mathbb{1}_{vul}$ and observation attack $\mathcal{A}_{\mathcal{B}}$ by using an anomaly detector and a denoiser, resp. Given a sequence of observations $h_t = \{o_0, \dots, o_t\}$, the detector is tasked with predicting whether an attack happens in the latest observation o_t . Conversely, the denoiser predicts the ground-truth observation of o_t with h_t . If the detector finds an anomaly, the denoiser’s prediction is used to replace the current observation o_t with the ground-truth observation. Our defense only intervenes when the detector reports an anomaly, which preserves the performance of pretrained policies when no adversary appears. Training a VAE denoiser typically requires both the groundtruth inputs (i.e., the actual observations) and the perturbed inputs (i.e., the adversarial observations). However, sampling the adversarial observations under online adversarial attacks can be risky. Thus, we prefer sampling adversarial observations offline.

2.4 Online and Offline Sampling

The difference between online and offline sampling manifests in whether we need to sample data via executing an action in an environment. Adversarial attacks can downgrade performance by triggering unsafe behaviors (e.g., flipping an ant robot, letting a humanoid robot fall), and hence online sampling adversarial observations can be risky. In contrast, offline sampling does not collect data via executing actions in an environment and thus does not suffer from potential safety violations when performing the sampling online. Here, adversarial observations are sampled offline by running adversarial attacks on a normal observation dataset (i.e., observations generated in non-adversarial scenarios).

3 Approach

The overall framework of our approach is shown in Fig. 2. Our defense technique is presented in Section 3.1. It consists of two components: a detector and a denoiser. First, the anomaly detector checks whether the current environment observation is an anomaly due to an adversarial attack. When an anomaly is detected, the denoiser reverses the attack by denoising the perturbed observation. We evaluate our defense strategy over four attacks described in Section 3.2. Similar to [11,9], our framework allows an adversary, when given an observation, to decide whether the observation is vulnerable to an attack.

3.1 Defense

Adversarial training has broad applications to improve the robustness of machine learning models by augmenting the training dataset with samples generated by adversarial attacks. In the context of deep reinforcement learning, previous approaches [13,9,16,27] conduct policy searches in environments subject to such

attacks, leading to robust policies under observations generated from adversarial distributions. As mentioned earlier, our method is differentiated from these approaches by using a detect-and-denoise schema learnt from offline data augmentation while keeping pretrained policies.

Prior work has shown that the LSTM-Autoencoder structure outperforms other methods in various anomaly settings [12,26,24] including anomaly detection in real-world robotic tasks [15]. Inspired by the success of this design choice, we choose to implement both the detector and denoiser as Gated Recurrent Unit Variational Auto-Encoders (GRU-VAE).

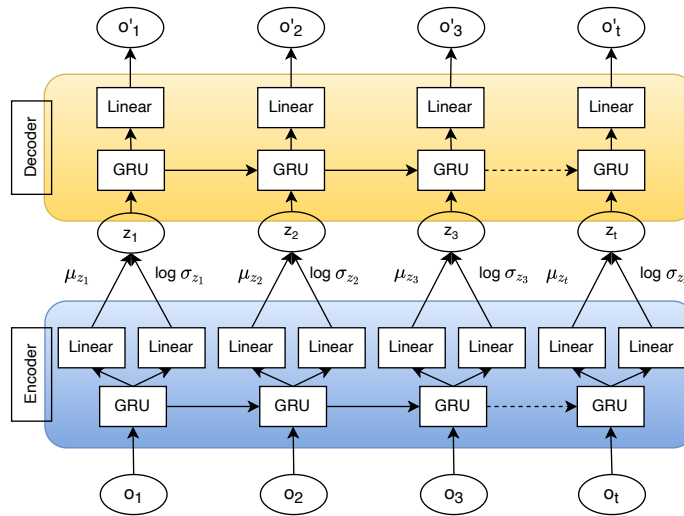


Fig. 3. GRU-VAE. The input of the encoder is a sequence of observations. These observations pass a GRU layer and two different linear layers to generate the mean μ_t and log variance $\log \sigma_t$ of a Gaussian distribution. The latent variable z_t is sampled from this Gaussian distribution, and is passed to the decoder. The decoder decodes z_t with a GRU and a linear layer. The decoder is a deterministic model. For the detector, the output of the decoder is trained to be the same as the input observation sequence. For the denoiser, the output is trained to remove perturbations injected by adversaries.

Detector The structure of our detector is depicted in Figure 3. The detector learns what normal observation sequences should be. We train it with an observation dataset \mathcal{D}_{normal} sampled online with a pretrained policy in non-adversarial environments. The objective function is the standard variational autoencoder lower bound [2],

$$L_{det} = \mathbb{E}_{q_{\theta_q}(z_t | o_t, h_t^o)} [\log p_{\theta_p}(o_t | z_t, h_t^z)] - D_{KL}(q_{\theta_q}(z_t | o_t, h_t^o) || pr(z_t))$$

where θ_q is the parameters of encoder q_{θ_q} and θ_p is the parameters of decoder p_{θ_p} ; $o_t \in \mathcal{D}_{normal}$ is the observation at time t ; h_t^o and h_t^z are the hidden states for the encoder and decoder, resp.; and z_t is sampled from the distribution parameterized by q_{θ_q} . Decoding the latent variable z_t reconstructs the input observation o_t . $\mathbb{E}_{q_{\theta_q}(z_t|o_t, h_t^o)} [\log p_{\theta_p}(o_t | z_t, h_t^z)]$ is known as the reconstruction objective, the maximization of which increases the likelihood of reconstructing the observations sampled by the pre-trained policy. $D_{KL}(q_{\theta_q}(z_t | o_t, h_t^o) || pr(z_t))$ is the KL-divergence between the distribution $q_{\theta_q}(z_t | o_t, h_t^o)$ generated by the encoder and the prior distribution $pr(z_t)$, which serves as the KL regularizer that makes these two distributions similar. Following [15], we set $pr(z_t)$ as a Gaussian distribution whose covariance is the identity matrix I , but leave the mean of $pr(z_t)$ to be μ_{z_t} instead of 0. The learnable μ_{z_t} allows the mean of the prior distribution to be conditioned on input observations. This modified GRU-VAE is different from a general GRU-VAE model which assumes the prior distribution is a fixed normal distribution. It depends on the decoder to provide prior distributions, which is crucial for a detector as shown in [15].

The detector reports an anomaly observation when a decoded observation is significantly different from the encoded observation, measured by the ℓ_∞ -norm between the input observation o_t and the output observation o'_t . The detector reports the anomaly if the ℓ_∞ -norm between o_t and o'_t is greater than a threshold $C_{anomaly}$ using by the anomaly detection indicator function:

$$\mathbb{1}_{anomaly}(o_t, o'_t) := \ell_\infty(o_t, o'_t) > C_{anomaly}$$

Denoiser The denoiser learns to map anomaly observations found by the detector to the ground-truth normal observations. The objective function of the denoiser is:

$$L_{den} = \mathbb{E}_{q'_{\theta_{q'}}(z_t|\bar{o}_t, h_t^{\bar{o}})} \left[\log p'_{\theta_{p'}}(o_t | z_t, h_t^z) \right] - D_{KL}(q'_{\theta_{q'}}(z_t | \bar{o}_t, h_t^{\bar{o}}) || pr(z_t))$$

Compared to the detector's objective function L_{det} , the input to the encoder $q'_{\theta_{q'}}$ is replaced by an observation $\bar{o}_t \in \mathcal{D}_{adv} \cup \mathcal{D}_{normal}$ and hidden state $h_t^{\bar{o}}$. The encoder of the denoiser maps \bar{o}_t and hidden state $h_t^{\bar{o}}$ to a latent variable z_t that is used by the decoder $p'_{\theta_{p'}}$ to generate the ground-truth observation o_t . We also leave the mean of $pr(z_t)$ to be μ_{z_t} as in the detector. Training the denoiser requires the observation \bar{o}_t , which we have to sample by conducting adversarial attacks.

Sampling adversarial observations online is generally viewed to be a costly requirement because it must handle potentially unsafe behaviors that might manifest; these behaviors could damage physical agents (e.g., robots) during training (e.g., by causing a robot to fall down). In contrast, we generate these adversarial observations offline. First, since a well-trained policy already exists, we can sample a normal observation dataset \mathcal{D}_{normal} online. Then, we directly apply adversarial attacks to this dataset. Given an adversary $\mathcal{A}_{\mathcal{B}}$, we build an adversarial dataset $\mathcal{D}_{adv} = \{\mathcal{A}_{\mathcal{B}}(o) | o \in \mathcal{D}_{normal}\}$. In Section 3.2, we will

demonstrate why two types of adversarial attacks can generate the \mathcal{D}_{adv} without interacting with an environment under adversarial attacks.

Robustness Regularizer A robustness regularizer [28] can also be integrated into our defense schema. The intuition behind the robustness regularizer is that if we can minimize the difference between the action distribution under normal observations and the action distribution under attacks, the robustness of our network can be improved. A robustness regularizer measures this difference.

Assuming a denoiser \mathbf{den} and pretrained policy π , the action $a = \pi(\mathbf{den}(o))$. We treat π and \mathbf{den} as one network $\pi_{\mathbf{den}}$. Given an attack $\hat{o} = \mathcal{A}_{\mathcal{B}}(o)$ and the policy covariance matrix Σ , the robustness regularizer for stochastic PPO is

$$R_{\text{ppo}} = (\pi_{\mathbf{den}}(\mathcal{A}_{\mathcal{B}}(o)) - \pi_{\mathbf{den}}(o)) \cdot \Sigma^{-1} \cdot (\pi_{\mathbf{den}}(\mathcal{A}_{\mathcal{B}}(o)) - \pi_{\mathbf{den}}(o))$$

and the robustness regularizer for deterministic TD3 is:

$$R_{\text{td3}} = \|\pi_{\mathbf{den}}(\mathcal{A}_{\mathcal{B}}(o)) - \pi_{\mathbf{den}}(o)\|_2.$$

Following [27], the attack $\mathcal{A}_{\mathcal{B}}$ considered here is the opposite attack that will be introduced in Sec. 3.2. The opposite attack depends on the policy network. When computing the robustness regularizer, we attack $\pi_{\mathbf{den}}$ instead of π . The theoretical foundation for minimizing the difference between action distributions is provided by Theorem 5 in [28]. It shows the total variance between the normal action distribution and the action distribution generated by observation \hat{o} under attack can bound the value function (i.e., performance) difference. However, unlike [27] that trains a *policy* with a robustness regularizer, we achieve this by training the parameters of the *denoiser* \mathbf{den} , and retain the parameters of the pretrained policy π .

The regularizers can be added with the denoiser’s objective function directly. Then, according to the policy type, we optimize $L_{\mathbf{den}} + R_{\text{ppo}}$ or $L_{\mathbf{den}} + R_{\text{td3}}$ to update the denoiser’s parameters. Optimizing the denoiser’s objective function and robustness regularizer focus on different goals. A small value of $L_{\mathbf{den}}$ means the output of the denoiser is close to the groundtruth observations, while a small R_{ppo} or R_{td3} means the action distributions in adversarial and non-adversarial scenarios are similar.

3.2 Observation Attacks

Attacks We evaluate our defense on four well-studied categories of observation attacks. In this section, we briefly introduce these attacks and explain why the opposite attack and Q-function attack can be used to generate offline adversarial datasets without sampling under adversarial scenarios.

Opposite Attack The opposite attack appears in [6,16,28,11]. By perturbing observations, this attack either minimizes the likelihood of the action with the

highest probability [6,16,28] or maximizes the likelihood of the least-similar action [11] in discrete action domains. We choose to minimize the likelihood of the preferred action. The attacked observation \hat{o}_t is computed as:

$$\hat{o}_t = \underset{\hat{o}_t \in \mathcal{B}(o_t)}{\operatorname{argmax}} l_{op}(o_t, \hat{o}_t), \quad (1)$$

where $\mathcal{B}(o_t)$ signifies all the allowed perturbed observations around o_t . For stochastic policies, $l_{op}(o_t, \hat{o}_t) = (\pi(o_t) - \pi(\hat{o}_t))\Sigma^{-1}(\pi(o_t) - \pi(\hat{o}_t))$, where $\pi(o_t)$ and $\pi(\hat{o}_t)$ are the mean of the predicted Gaussian distribution, and Σ is the policy covariance matrix. For a deterministic TD3 algorithm, the difference is defined as the Euclidean distance between the predicted actions, $l_{op}(o_t, \hat{o}_t) = \|\pi(o_t) - \pi(\hat{o}_t)\|_2$. This attack only depends on the policy π . Given a normal dataset \mathcal{D}_{normal} , we can apply this attack on every observation in \mathcal{D}_{normal} to generate the adversarial dataset $\mathcal{D}_{adv} = \{\mathcal{A}_{\mathcal{B}}(o) \mid o \in \mathcal{D}_{normal}\}$ without any interaction with the environment. Since generating \mathcal{D}_{normal} and applying the opposite attack does not sample under adversarial scenarios. Thus, generating \mathcal{D}_{adv} does not require sampling under adversarial scenarios.

Q-function Attack [9,16,28] compute observation perturbations with the Q-function $Q(o_t, a_t)$. This attack only depends on the Q function $Q(o_t, a_t)$. The Q function sometimes comes with trained policies (e.g., TD3). When the Q function is not accompanied by trained policies (e.g, PPO), the Q-function can be learnt under non-adversarial scenarios [27]. We want to find a \hat{o}_t such that it minimizes the Q under budget \mathcal{B} . Thus, the attacked observation \hat{o}_t is computed as

$$\hat{o}_t = \underset{\hat{o}_t \in \mathcal{B}(o_t)}{\operatorname{argmin}} Q(o_t, \pi(\hat{o}_t)) \quad (2)$$

We can generate the adversarial dataset \mathcal{D}_{adv} with \mathcal{D}_{normal} and $Q(o_t, a_t)$. Notice that getting \mathcal{D}_{normal} and $Q(o_t, a_t)$ does not require interacting with environments under attacks. Therefore, the Q-function attack can also generate the $\mathcal{D}_{adv} = \{\mathcal{A}_{\mathcal{B}}(o) \mid o \in \mathcal{D}_{normal}\}$ without sampling under adversarial scenarios.

Optimal Attack The optimal attack learns an adversarial policy π_{adv} adding perturbation Δ_{o_t} to the observation o_t . For example, [27] demonstrated this strong attack over MuJoCo benchmarks. [4] learns such an adversarial policy in two-player environments. The action outputted by the adversarial policy is Δ_{o_t} , and the input of π_{adv} is o_t . The perturbed observation is

$$\hat{o}_t = \operatorname{proj}_{\mathcal{B}}(o_t + \Delta_{o_t}) \quad (3)$$

where $\operatorname{proj}_{\mathcal{B}}$ is a projection function that constrains the perturbed observation \hat{o}_t to satisfy the attack budget \mathcal{B} . The adversarial policy is trained to *minimize* the cumulative discounted reward \mathcal{R} . Importantly, training this adversarial policy π_{adv} requires adversarial sampling online. Thus, we did not adopt it to generate our adversarial dataset \mathcal{D}_{adv} .

Enchanting Attack This type of attack first appeared in [11]. It integrates a planner into the attack loop. The planner generates a sequence of adversarial actions, and the adversary crafts perturbations to mislead neural network policies to output adversarial action sequences. At time step t , an adversarial motion planner generates a sequence of adversarial actions $[a_{t,0}, a_{t,1}, \dots, a_{t,T-t}]$ guiding the agent to perform poorly. Since we attack the observation space and cannot change the action directly, we need to perturb observations to mislead the policy to predict the planner’s adversarial actions. Given the policy network π , the perturbed observation is

$$\hat{o}_t = \underset{\hat{o}_t \in \mathcal{B}}{\operatorname{argmin}} \|\pi(\hat{o}_t) - a_{t,0}\|_2 \quad (4)$$

The $a_{t,0}$ is the target adversarial action. In our attack, we call the planner at every step and use the first action as an adversarial action, which avoids the errors caused by the deviation between the actual trajectory and planned trajectory, and thus strengthens the enchanting attack. For the continuous control problem, we use a Cross-Entropy Motion (CEM) planner [8] for adversarial planning. Generating or applying an adversarial planner typically requires online adversarial sampling. Therefore, we did not generate the \mathcal{D}_{adv} with the enchanting attack.

To summarize, we evaluate our defense over four types of attacks. However, we only generate the adversarial dataset \mathcal{D}_{adv} with the opposite attack and Q-function attack because they do not require risky online adversarial sampling. Sec. 4 shows that the denoiser trained with the adversarial dataset generated from these two attacks alone performs surprisingly well even when used in defense against all the four attacks we consider.

When to Attack Since we want to minimize the reward with as few perturbations as possible, it is crucial to attack when the agent is vulnerable. We use the value function approximation as the indicator of vulnerability. When the value function predicts a certain observation has a small future value, such an observation is likely to cause a lower cumulative reward. A lower cumulative reward shows either the vulnerability of this observation itself (e.g., a running robot is about to fall) or the vulnerability of the corresponding policy (i.e., the policy would perform poorly given this observation). Thus, we can use the value function approximation to choose the time to trigger our attack. Given an observation o_t and the value function V , by choosing a threshold C_{vul} , we only trigger the attack when $V(o_t) < C_{vul}$. The vulnerability indicator is

$$\mathbb{1}_{vul}(o_t) := V(o_t) < C_{vul}$$

We use the value function learned during training for the PPO policy. Because $V(o_t) = \int_{a_t \sim \pi(o_t)} Q(o_t, a_t)$ and $a_t = \pi(o_t)$ for a deterministic policy, $V(o_t) = Q(o_t, \pi(o_t))$. Hence, we can compute the value function of TD3 with the learned Q function and policy. We tune C_{vul} to achieve the strongest attack while minimizing the number of perturbations triggered.

4 Experiments

We evaluate our approach on five continuous control tasks with respect to a stochastic PPO policy and a deterministic TD3 policy. The PPO policies were trained by ourselves, and the TD3 policies use pretrained models from [17]. Our experiments answer the following questions.

- Q1.** Does our defense improve robustness against adversarial attacks?
- Q2.** How does our defense impact performance in non-adversarial scenarios?
- Q3.** How does our approach compare with state-of-the-art online adversarial training approach?
- Q4.** How is the performance of our detectors and denoisers in terms of accuracy?
- Q5.** How does our defense perform under adaptive attacks?

4.1 Rewards under Attack w/wo Defense (Q1)

In this section, we show how our defense improves robustness. We report attack and defense results on the pretrained policies in Table 1. The ‘‘Benchmark’’ and ‘‘Algo’’ columns are the continuous control tasks and the reinforcement learning policies, resp. The ‘‘Dimension’’ column contains the dimensionality information of state and action space. The ε column shows the ε of attack budget \mathcal{B} . The ε of ‘‘Hopper’’, ‘‘HalfCheetah’’, and ‘‘Ant’’ are the same as the attack budget provided in [27]; we increased ε in ‘‘Walker2d’’ to 0.1. The ‘‘Humanoid’’ with the highest observation and action dimension is not evaluated in [27]. We choose $\varepsilon = 0.15$ for ‘‘Humanoid’’.

Table 1. Benchmark Information and Rewards under Attack w/wo Defense

Benchmark	Algo	ε	Dimension		Attack/Defense			
			state	action	Opposite	Q-function	Optimal	Enchanting
Hopper	TD3	0.075	11	3	390/2219	960/3328	267/2814	1629/3287
	PPO				271/2615	700/3569	247/3068	217/2751
Walker2d	TD3	0.1	17	6	751/4005	478/4329	187/4772	762/4538
	PPO				241/1785	3510/4737	-38/1393	1582/1741
HalfCheetah	TD3	0.15	17	6	1770/8946	1603/8471	1017/8174	1802/8838
	PPO				1072/6115	1665/4218	833/3765	274/4477
Ant	TD3	0.15	111	8	603/3516	-46/2137	-893/2809	522/4729
	PPO				-351/5404	-157/1042	558/4574	196/5497
Humanoid	TD3	0.15	376	17	431/4849	454/4042	585/5130	420/5125
	PPO				531/3161	406/3508	415/3630	396/1695

We provide attack and defense results in the ‘‘Attack/Defense’’ column. The four sub-columns in this column are the attacks we described in Section 3.2. The numbers before the slash are the cumulative rewards gained under attack. In this table, we assume the adversary is not aware of our defense’s existence. The experiment results show that these strong attacks can significantly decrease the benchmarks’ rewards, and our defense significantly improved rewards for all attacks.

4.2 Non-adversarial Scenarios (Q2) and Comparison (Q3)

We evaluate rewards in non-adversarial scenarios and compare them with ATLA [27], a state-of-the-art online adversarial training approach, in this section. Adversarial attacks do not always happen. Therefore, maintaining strong performance in normal cases is essential. The “Non-adversarial” column summarizes the reward gained by policies without any adversarial attack injected. Rewards are computed as the average reward over 100 rollouts. The “Pre.” column shows the cumulative reward of pretrained policies, while the “ATLA” column is the reward gained by the ATLA policy in [27]. The “Ours” column is the reward gained by the policies under our defense. The numbers in parentheses are the percentages of rewards preserved when compared with the pretrained policies, which are computed with reward in “Ours” divided by reward in “Pre.”. Observe that the introduction of the detector preserves the performance of pretrained policies. Because our defense only intervenes when it detects anomalies, it has a mild impact on the pretrained policies in non-adversarial cases. In contrast, ATLA policies do not perform as well as our defended policies when no adversary appears on all the benchmarks.

Table 2. Rewards in Non-adversarial Scenarios and Comparison

Benchmark	Algo	Non-adversarial			Avg./Min (Best Attack)	
		Pre.	ATLA	Ours	ATLA	Ours
Hopper	TD3	3607		3506(0.97)	2192/1761(opt)	2912/2219(ops)
	PPO	3206	3220	3201(1.00)		3001/2615(ops)
Walker2d	TD3	4719		4712(1.00)	1988/1430(opt)	4411/4005(ops)
	PPO	4007	3819	3980(0.99)		2414/1393(opt)
HalfCheetah	TD3	9790		8935(0.91)	5104/4617(enc)	8607/8174(opt)
	PPO	8069	6294	7634(0.95)		4644/3765(opt)
Ant	TD3	5805		5804(1.00)	4310/3765(q)	3298/2137(q)
	PPO	5698	5313	5538(0.97)		4129/1042(q)
Humanoid	TD3	5531		5438(0.98)	3311/2719(q)	4786/4042(q)
	PPO	4568	4108	4429(0.97)		2999/1695(enc)

The column “Avg./Min.(Best Attack)” show statistics comparing ATLA and our defense under the four attacks. The numbers before the slash are the average reward gained under attacks, and the numbers after the slash are the lowest rewards among all the attacks. The abbreviations in parentheses are the best attack that achieves the lowest reward, where “ops” means the opposite attack, “q” means the Q-function attack, “opt” means the optimal attack, and “enc” means the enchanting attack. The results show that our defense trained with data sampled under non-adversarial scenarios provides comparable results with the riskier online adversarial training approach. Observe that 6 out of 10 benchmarks have a higher reward than ATLA for the average rewards over attacks. For the worst rewards over attacks, our defense has a higher reward than the ATLA on 5 of 10 benchmarks. The result is surprising considering that we do not sample any adversarial observations online.

4.3 Detector and Denoiser (Q4)

The detector’s performance is crucial for our defense since it prevents unnecessary interventions. We report the detectors’ accuracy in non-adversarial scenarios and their F1 scores and false-negative rates under attack. The accuracy measures detectors’ performance when no attack appears, and the F1 score measures how well the detectors perform when policies are under attack. Meanwhile, the false-negative rate tells us the percentage of adversarial attacks that are not detected. We present these results in the “Detector” column of Table 3.

Table 3. Detector and Denoiser Performance

Benchmark	Algo	Detector								Denoiser				
		Acc.	F1 Score				False Negative Rate				Mean Absolute Error			
		Normal	Ops	Q	Opt	Enc	Ops	Q	Opt	Enc	Ops	Q	Opt	Enc
Hopper	TD3	0.99	0.82	0.98	0.88	0.99	0.00	0.01	0.07	0.00	0.030	0.023	0.032	0.024
	PPO	0.99	0.97	0.94	0.94	0.95	0.00	0.00	0.00	0.00	0.026	0.018	0.034	0.038
Walker2d	TD3	0.99	0.99	0.99	0.99	0.99	0.01	0.01	0.02	0.01	0.030	0.032	0.042	0.045
	PPO	0.95	0.97	0.93	0.95	0.99	0.05	0.01	0.00	0.01	0.041	0.030	0.033	0.037
HalfCheetah	TD3	0.95	0.99	0.98	0.98	0.96	0.00	0.00	0.00	0.00	0.049	0.048	0.050	0.043
	PPO	0.99	0.99	0.98	0.96	0.96	0.00	0.01	0.02	0.01	0.057	0.041	0.046	0.048
Ant	TD3	0.99	0.99	0.99	0.99	0.99	0.00	0.00	0.00	0.00	0.022	0.022	0.022	0.023
	PPO	0.99	0.99	0.99	0.99	0.99	0.00	0.00	0.00	0.00	0.023	0.024	0.027	0.026
Humanoid	TD3	0.99	0.96	0.97	1.00	0.96	0.08	0.04	0.00	0.07	0.048	0.047	0.043	0.046
	PPO	0.99	0.99	0.99	0.99	0.99	0.00	0.00	0.00	0.00	0.055	0.045	0.048	0.050

The detector is expected only to report negative in non-adversarial scenarios. Since there is no adversarial observation (i.e., positive sample) in non-adversarial scenarios, we measure the detector’s quality with accuracy instead of the F1 score. The 3rd column in Table 3 reports the accuracy of all the detectors in non-adversarial scenarios. The worst accuracy is 0.95. The high accuracy explains why our defense retains the performance of pretrained policies in non-adversarial cases. We measure the quality of detectors under attack with the F1 scores and false-negative rate. When attacking Hopper’s PPO policy with the opposite attack and optimal attack, the F1 scores are 0.82 and 0.88, respectively. However, their false negative rates are 0.00 and 0.01, respectively. The low false-negative rates show that our detectors ensure the denoiser would be triggered under attack. Moreover, the data shows that the relatively low F1 score was caused by false positives, which means the defense will be cautious and use denoised observations more often. The left data has an F1 score higher than 0.94 and a false negative rate lower than 0.04, which supports our claim that the detector works well when the policies are under attack.

The Mean Absolute Errors (MAEs) between the outputs of the denoiser and groundtruth observations are reported in the “Denoiser” column in Table 3. Although we only train the denoiser with the augmented data generated with the opposite and Q-function attack, the MAE of the optimal attack and enchanting attack is close to the MAE of the opposite attack and Q-function attack. This

explains why our defense also works well on the opposite and enchanting attacks, as shown in Table 1.

4.4 Adaptive Attack (Q5)

We further evaluated the robustness of our defense under adaptive attacks. The defense in Section 4.1 is evaluated when the attacks are not aware of the existence of our defense. However, once the adversaries realize that we have upgraded our defense, they can jointly attack our defense and pretrained policies. When the adversary can access both the detector and denoiser, it can mislead the detector to ignore anomalies with adversarial observations. We briefly introduce the key idea of adaptive attacks here. A more formal description of our adaptive attack design is provided in Appendix B.

The adversary needs to attack our defense and the pretrained policy jointly. Firstly, we consider how to attack the denoiser. Under our defense, the action a_t is computed with a sequential model $a_t = \pi(\mathbf{den}(o_t))$; we thus replace the pretrained policy $\pi(o_t)$ with $\pi(\mathbf{den}(o_t))$ and attack this sequential model. Secondly, adaptive attacks also need to fool the detector. Because the anomaly is defined with respect to being greater than a threshold, a malicious observation should decrease the ℓ_∞ -norm in $\mathbb{1}_{anomaly}$. This objective can be defined with a loss term $l_{det}(o_t) = \|\mathbf{det}(o_t) - o_t\|_\infty$. For the opposite attack, q-function attack, and enchanting attack, in addition to using $\pi(\mathbf{den}(o_t))$ to replace $\pi(o_t)$, we optimize $l_{det}(o_t)$ jointly with Eq. (1), Eq. (2), and Eq. (4) respectively. For the optimal attack, we train the adversarial policy with the involvement of our defense.

Table 4. Adaptive Attack (% change in reward)

Benchmark	Algo	Ops	Q	Opt	Enc	Min	Max
Hopper	TD3	0.63	0.06	0.17	0.04	0.04	0.63
	PPO	-0.16	-0.18	-0.12	-0.11	-0.18	-0.11
Walker2d	TD3	0.19	0.10	0.00	0.05	0.00	0.19
	PPO	0.12	-0.18	-0.16	0.17	-0.18	0.17
HalfCheetah	TD3	-0.14	0.06	0.08	0.03	-0.14	0.08
	PPO	-0.23	0.10	0.17	0.20	-0.23	0.20
Ant	TD3	-0.28	-0.17	-0.14	-0.18	-0.28	-0.14
	PPO	-0.24	0.40	0.11	-0.22	-0.24	0.40
Humanoid	TD3	0.09	0.28	-0.03	-0.06	-0.06	0.28
	PPO	0.28	0.23	0.01	0.06	0.01	0.28

We use the defense rewards in Table 1 (numbers after the slash) as baselines and report the percentages by which reward changes under adaptive attacks in Table 4. The benchmark column contains the task names and the policy types. We have introduced the attack name abbreviations in Section 4.1, and the rewards changes under these attacks are reported from column 2 to column 5. The “Min” and “Max” columns are the minimal and maximal changes comparable with the baseline rewards. In the worst case, the adaptive attack causes the

performance on Ant-TD3 to decrease 28% under the opposite attack. We can observe that some rewards increase under the adaptive attack. This is because jointly attacking the detector can be challenging for the adversary. Since the detector is also a GRU-VAE, the first problem the adversary needs to address is the stochasticity introduced by the detector and denoiser themselves. Moreover, the adversary needs to fool the policy and detector simultaneously, which increases the difficulty of attacking our defense.

5 Conclusion

This paper proposes a detect-and-denoise defense against the observation attacks on deep reinforcement learning. Our defense samples the adversarial observations offline and thus avoids the risky online sampling under adversarial attacks. In the absence of an adversary, our defense does not compromise performance. We evaluated our approach over four strong attacks with five continuous control tasks under both stochastic and deterministic policies. Experiment results show that our approach is comparable to previous online adversarial training approaches, provides reasonable performance under adaptive attacks, and does not sacrifice performance in normal (non-adversarial) settings.

References

1. Achiam, J., Held, D., Tamar, A., Abbeel, P.: Constrained policy optimization. In: International Conference on Machine Learning. pp. 22–31. PMLR (2017)
2. Doersch, C.: Tutorial on variational autoencoders. arXiv preprint arXiv:1606.05908 (2016)
3. Fujimoto, S., Hoof, H., Meger, D.: Addressing function approximation error in actor-critic methods. In: International Conference on Machine Learning. pp. 1587–1596. PMLR (2018)
4. Gleave, A., Dennis, M., Wild, C., Kant, N., Levine, S., Russell, S.: Adversarial policies: Attacking deep reinforcement learning. arXiv preprint arXiv:1905.10615 (2019)
5. Havens, A.J., Jiang, Z., Sarkar, S.: Online robust policy learning in the presence of unknown adversaries. arXiv preprint arXiv:1807.06064 (2018)
6. Huang, S., Papernot, N., Goodfellow, I., Duan, Y., Abbeel, P.: Adversarial attacks on neural network policies. arXiv preprint arXiv:1702.02284 (2017)
7. Iyengar, G.N.: Robust dynamic programming. *Mathematics of Operations Research* **30**(2), 257–280 (2005)
8. Kobilarov, M.: Cross-entropy motion planning. *The International Journal of Robotics Research* **31**(7), 855–871 (2012)
9. Kos, J., Song, D.: Delving into adversarial attacks on deep policies. arXiv preprint arXiv:1705.06452 (2017)
10. Li, B., Chen, C., Wang, W., Carin, L.: Certified adversarial robustness with additive noise. arXiv preprint arXiv:1809.03113 (2018)
11. Lin, Y.C., Hong, Z.W., Liao, Y.H., Shih, M.L., Liu, M.Y., Sun, M.: Tactics of adversarial attack on deep reinforcement learning agents. arXiv preprint arXiv:1703.06748 (2017)

12. Malhotra, P., Ramakrishnan, A., Anand, G., Vig, L., Agarwal, P., Shroff, G.: Lstm-based encoder-decoder for multi-sensor anomaly detection. arXiv preprint arXiv:1607.00148 (2016)
13. Mandlekar, A., Zhu, Y., Garg, A., Fei-Fei, L., Savarese, S.: Adversarially robust policy learning: Active construction of physically-plausible perturbations. In: IEEE/RSJ IROS. pp. 3932–3939. IEEE (2017)
14. Panda, P., Roy, K.: Implicit generative modeling of random noise during training for adversarial robustness. arXiv preprint arXiv:1807.02188 (2018)
15. Park, D., Hoshi, Y., Kemp, C.C.: A multimodal anomaly detector for robot-assisted feeding using an lstm-based variational autoencoder. *IEEE Robotics and Automation Letters* **3**(3), 1544–1551 (2018)
16. Pattanaik, A., Tang, Z., Liu, S., Bommanna, G., Chowdhary, G.: Robust deep reinforcement learning with adversarial attacks. arXiv preprint arXiv:1712.03632 (2017)
17. Raffin, A.: RL baselines3 zoo. <https://github.com/DLR-RM/rl-baselines3-zoo> (2020)
18. Rajeswaran, A., Ghotra, S., Ravindran, B., Levine, S.: Epopt: Learning robust neural network policies using model ensembles. arXiv preprint arXiv:1610.01283 (2016)
19. Schulman, J., Wolski, F., Dhariwal, P., Radford, A., Klimov, O.: Proximal policy optimization algorithms. arXiv preprint arXiv:1707.06347 (2017)
20. Su, Y., Zhao, Y., Niu, C., Liu, R., Sun, W., Pei, D.: Robust anomaly detection for multivariate time series through stochastic recurrent neural network. In: ACM SIGKDD. pp. 2828–2837 (2019)
21. Sun, J., Zhang, T., Xie, X., Ma, L., Zheng, Y., Chen, K., Liu, Y.: Stealthy and efficient adversarial attacks against deep reinforcement learning. In: Proceedings of the AAAI Conference on Artificial Intelligence. vol. 34-04, pp. 5883–5891 (2020)
22. Tessler, C., Efroni, Y., Mannor, S.: Action robust reinforcement learning and applications in continuous control. In: International Conference on Machine Learning. pp. 6215–6224. PMLR (2019)
23. Todorov, E., Erez, T., Tassa, Y.: Mujoco: A physics engine for model-based control. In: 2012 IEEE/RSJ International Conference on Intelligent Robots and Systems. pp. 5026–5033 (2012)
24. Vincent, P., Larochelle, H., Bengio, Y., Manzagol, P.A.: Extracting and composing robust features with denoising autoencoders. In: Proceedings of the 25th international conference on Machine learning. pp. 1096–1103 (2008)
25. Xiong, Z., Eappen, J., Zhu, H., Jagannathan, S.: Robustness to adversarial attacks in learning-enabled controllers. arXiv preprint arXiv:2006.06861 (2020)
26. Zhang, C., Song, D., Chen, Y., Feng, X., Lumezanu, C., Cheng, W., Ni, J., Zong, B., Chen, H., Chawla, N.V.: A deep neural network for unsupervised anomaly detection and diagnosis in multivariate time series data. *Proceedings of the AAAI Conference on Artificial Intelligence* **33**(01), 1409–1416 (Jul 2019)
27. Zhang, H., Chen, H., Boning, D., Hsieh, C.J.: Robust reinforcement learning on state observations with learned optimal adversary. arXiv preprint arXiv:2101.08452 (2021)
28. Zhang, H., Chen, H., Xiao, C., Li, B., Liu, M., Boning, D., Hsieh, C.J.: Robust deep reinforcement learning against adversarial perturbations on state observations. arXiv preprint arXiv:2003.08938 (2020)

Appendix A: Performance Bound

We prove the performance bound for Gaussian stochastic policy with constant independent variance and deterministic policy on fully-observable MDP. Given a policy π , value functions $V_\pi(o)$ is the cumulative discounted future reward of the observation o . We care about the performance changes before and after attacks. The performance changes can be measured by the value function difference between the pretrained policy and the policy under attack.

Theorem 5 in [28] provides an upper bound on the max difference between value functions with different action distributions, formally,

$$\max_{o \in \mathcal{S}} \{V_\pi(o) - V_\pi(o')\} \leq \alpha \max_{o \in \mathcal{S}} \max_{o' \in \mathcal{B}(o)} D_{\text{TV}}(\pi(\cdot | o), \pi(\cdot | o')) \quad (5)$$

where $D_{\text{TV}}(\pi(\cdot | o), \pi(\cdot | o'))$ is the total variation distance between $\pi(\cdot | o)$ and $\pi(\cdot | o')$, and α is a constant that does not depend on π . Assuming that the policy network is Lipschitz continuous, we show that as the denoiser accuracy improves, the difference between value functions reduces.

Theorem 1. *Given a Gaussian stochastic policy with constant independent variance π and its value function $V_\pi(o)$, assuming that the policy is Lipschitz continuous, for all $o \in O$ we have*

$$\max_{o \in \mathcal{S}} \{V_\pi(o) - V_\pi(\hat{o})\} \leq \beta \max_{o \in O} \max_{o' \in \text{den}(\mathcal{B}(o))} \|\text{den}(\hat{o}) - o\|_2 \quad (6)$$

where $\text{den} : O \rightarrow O$ is the denoiser, $\hat{o} = \mathcal{A}_B(o)$ and β is a constant that does not depend on π .

Theorem 1 tells us that the performance difference before and under attack is bounded by the max Euclidean difference between the normal observation and the output of the denoiser. A more accurate denoiser gives a tighter upper bound, and thus better preserves pretrained policy's performance.

Proof. From Pinsker's inequality,

$$D_{\text{TV}}(\pi(\cdot | o), \pi(\cdot | o')) \leq \sqrt{\frac{1}{2} D_{\text{KL}}(\pi(\cdot | o) || \pi(\cdot | o'))} \quad (7)$$

We assume that our stochastic policies follow a Gaussian distribution with constant diagonal covariance matrix. Supposing that $\pi(\cdot | o)$'s mean is μ_1 and covariance matrix is Σ_1 , and $\pi(\cdot | o')$'s mean is μ_2 and covariance matrix is Σ_2 ; $o, o' \in \mathbb{R}^d$,

$$\begin{aligned} & D_{\text{KL}}(\pi(\cdot | o) || \pi(\cdot | o')) \\ &= \frac{1}{2} \left(\log \frac{|\Sigma_2|}{|\Sigma_1|} - d + \text{tr} \{ \Sigma_2^{-1} \Sigma_1 \} \right) + \frac{1}{2} (\mu_2 - \mu_1)^T \Sigma_2^{-1} (\mu_2 - \mu_1) \end{aligned}$$

Since Σ_1 and Σ_2 are constant matrices, $\frac{1}{2} \left(\log \frac{|\Sigma_2|}{|\Sigma_1|} - d + \text{tr} \{ \Sigma_2^{-1} \Sigma_1 \} \right)$ is also a constant. Thus, there must exist a constant $C_1 \in \mathbb{R}^+$ such that $\forall \mu_1, \mu_2$,

$$\begin{aligned} & \frac{1}{2} \left(\log \frac{|\Sigma_2|}{|\Sigma_1|} - d + \text{tr} \{ \Sigma_2^{-1} \Sigma_1 \} \right) + \frac{1}{2} (\mu_2 - \mu_1)^T \Sigma_2^{-1} (\mu_2 - \mu_1) \\ & \leq C_1 (\mu_2 - \mu_1)^T \Sigma_2^{-1} (\mu_2 - \mu_1) \end{aligned}$$

All the elements in Σ_2^{-1} is positive, so there must exist $C_2 \in \mathbb{R}^+$ such that $\forall \mu_1, \mu_2$,

$$(\mu_2 - \mu_1)^T \Sigma_2^{-1} (\mu_2 - \mu_1) \leq C_2 \|\mu_2 - \mu_1\|_2^2$$

Thus,

$$\begin{aligned} D_{KL}(\pi(\cdot|o) \|\pi(\cdot|o')) & \leq C_1 (\mu_2 - \mu_1)^T \Sigma_2^{-1} (\mu_2 - \mu_1) \\ & \leq C_1 C_2 \|\mu_2 - \mu_1\|_2^2 \end{aligned} \quad (8)$$

Now assuming our policy network is Lipschitz bounded, we have a constant L such that

$$\|\mu_2 - \mu_1\|_2 \leq L \|o' - o\|_2 \quad (9)$$

When integrating our denoiser, $o' = \text{den}(\hat{o})$ and $o' \in \text{den}(\mathcal{B}(o))$; combining (5), (7), (8), and (9), we get

$$\begin{aligned} \max_{o \in \mathcal{S}} \{V_\pi(o) - V_\pi(\mathcal{A}_B(o))\} & \leq \alpha \max_{o \in \mathcal{O}} \max_{o' \in \text{den}(\mathcal{B}(o))} \sqrt{\frac{1}{2} D_{KL}(\pi(\cdot|o) \|\pi(\cdot|o'))} \\ & \leq \alpha \max_{o \in \mathcal{O}} \max_{o' \in \text{den}(\mathcal{B}(o))} \sqrt{\frac{1}{2} C_1 C_2 \|\mu_2 - \mu_1\|_2^2} \\ & = \alpha \max_{o \in \mathcal{O}} \max_{o' \in \text{den}(\mathcal{B}(o))} \sqrt{\frac{1}{2} C_1 C_2 \|\mu_2 - \mu_1\|_2} \\ & \leq \alpha \max_{o \in \mathcal{O}} \max_{o' \in \text{den}(\mathcal{B}(o))} \sqrt{\frac{1}{2} C_1 C_2 L \|o' - o\|_2} \\ & = \alpha L \sqrt{\frac{1}{2} C_1 C_2} \max_{o \in \mathcal{O}} \max_{\hat{o} \in \mathcal{B}(o)} \|\text{den}(\hat{o}) - o\|_2 \\ & = \beta \max_{o \in \mathcal{O}} \max_{o' \in \mathcal{B}(o)} \|\text{den}(\hat{o}) - o\|_2 \end{aligned} \quad (10)$$

where $\beta = \alpha L \sqrt{\frac{1}{2} C_1 C_2}$.

For deterministic policy, we can add an independent Gaussian noise around its action (i.e., using the predicted action as the mean of a Gaussian distribution) and gain the same results. \square

This proof tells us that the accuracy of denoiser bounds the performance difference between adversarial and non-adversarial scenarios. Additionally, we want to point out that the (5) supports why the robustness regularizer works.

Optimizing the robustness regularizer reduces the distance between the action distributions of pretrained policy and when it is under attack. However, this is achieved by training the denoiser, which preserved the parameters of pretrained policy.

Appendix B: Adaptive Attack Details

Our defense mechanism can also be the victim of all the four types of attacks. The adaptive attacks focus on two folders. First, they need to fool the detector so that the detector fails to alter attacked observations. This can be achieved by maximizing $l_{det}(o_t, \hat{o}_t)$,

$$l_{det}(o_t, \hat{o}_t) = \|\mathbf{det}(\hat{o}_t) - o_t\|_\infty.$$

Second, the adaptive attacks should consider both the denoiser and the pretrained policy jointly to bypass the effects introduced by our denoiser. In other words, the adaptive attack needs to attack the sequential model π_{den} instead of the pretrained policy π .

B.1 Opposite Adaptive Attack

The opposite attack maximizes the distance between action distribution in non-adversarial and adversarial scenarios. When considering the adaptive attacks, we compute the attacked observation \hat{o} with (11).

$$\hat{o}_t = \underset{\hat{o}_t \in \mathcal{B}(o_t)}{\operatorname{argmax}} (l'_{op}(o_t, \hat{o}_t) + l_{det}(o_t, \hat{o}_t)), \quad (11)$$

For Gaussian stochastic policy,

$$l'_{op}(o_t, \hat{o}_t) = (\pi_{den}(o_t) - \pi_{den}(\hat{o}_t))\Sigma^{-1}(\pi_{den}(o_t) - \pi_{den}(\hat{o}_t)),$$

and for deterministic policy,

$$l_{op}(o_t, \hat{o}_t) = \|\pi_{den}(o_t) - \pi_{den}(\hat{o}_t)\|_2.$$

B.2 Q-function Adaptive Attack

The Q-function attack minimizes the Q-function prediction in non-adversarial and adversarial scenarios. We compute the attacked observation \hat{o} with (12) for adaptive attacks.

$$\hat{o}_t = \underset{\hat{o}_t \in \mathcal{B}(o_t)}{\operatorname{argmin}} (Q(o_t, \pi_{den}(\hat{o}_t)) - l_{det}(o_t, \hat{o}_t)) \quad (12)$$

B.3 Optimal Adaptive Attack

The optimal attack requires an adversarial policy to compute the perturbations added to normal observations $\Delta_{o_t} = \pi_{adv}(o_t)$.

$$\hat{o}_t = \text{proj}_{\mathcal{B}}(o_t + \Delta_{o_t}) \quad (13)$$

For adaptive attack, the adversarial policy π_{adv} is trained when the victim policies are augmented with our defense. The detailed training pipeline for an adversarial policy can be found in [27].

B.4 Enchanting Adaptive Attack

In step t , we generate the $a_{t,0}$ with an adversary CEM planner, and compute the adversarial observation with (14).

$$\hat{o}_t = \underset{\hat{o}_t \in \mathcal{B}}{\text{argmin}} (\|\pi_{\text{den}}(\hat{o}_t) - a_{t,0}\|_2 - l_{\text{det}}(o_t, \hat{o}_t)) \quad (14)$$

Appendix C: Experiment Settings and Hyperparameters

C.1 Dataset Size

The normal trajectory dataset of Hopper, Walker2d, and HalfCheetah has 10,000 trajectories, and each trajectory has 1,000 observations. Ant, Humanoid’s datasets have 20,000 trajectories, and each trajectory has 1,000 observations. When training the denoiser, we generate \mathcal{D}_{adv} with the same number of trajectories via the opposite attack and Q-function attack on each benchmark.

C.2 $C_{anomaly}$ and C_{vul}

$C_{anomaly}$ decides how sensitive the detectors are. We tuned $C_{anomaly}$ to ensure that the false-negative rate is close to 0 and then make the F1 score as high as possible. The $C_{anomaly}$ can vary for each training on a detector, but it is easy to tune $C_{anomaly}$ with a simple linear search or Bayesian optimization in a short time.

C_{vul} controls the frequency of attack. We hope to downgrade the performance with the low attack frequency. Thus, we tuned C_{vul} to ensure the performance decreased as significantly as [27] while the attack frequency was as low as possible. The tuning process can also be done with a simple linear search or Bayesian optimization in a short time.

Table 5. Detector and Denoiser Hyperparameters

	Hopper	Walker2d	HalfCheetah	Ant	Humanoid
Encoder Hidden Size	64	64	64	256	256
Encoder #. Layer	1	1	1	1	2
Decoder Hidden Size	64	64	64	256	256
Decoder #. Layer	1	1	1	1	2
Embedding Size	64	64	64	64	128
Batch Size	128	128	128	256	1024
Epoch	50	50	50	100	200
Optimizer			Adam		
Learning Rate			1×10^{-3}		

C.3 Detector and Denoiser Hyperparameters

We report the hyperparameters of our detector and denoiser in Table 5. The detector and denoiser on the same benchmark share the same hyperparameters.

Both the encoder and decoder are GRU. Thus, we report their “Hidden Size” and “Encoder/Decoder #. Layers” (Number of Layers) in Table 5. The “Embedding Size” is the size of the latent space of a GRU-VAE. “Batch Size” and “Epoch” are the batch size and epoch when training detector and denoiser. For all detector and denoiser, the optimizer training the denoiser and detector is Adam, and the learning rate is 1×10^{-3} .