

Links in projective planar graphs

Joel Foisy, Luis Ángel Topete Galván, Evan Knowles, Uriel Alejandro Nolasco,
Yuanyuan Shen, and Lucy Wickham

June 14, 2022

Abstract

A graph G is *nonseparating projective planar* if G has a projective planar embedding without a nonsplit link. Nonseparating projective planar graphs are closed under taking minors and are a superclass of projective outerplanar graphs. We partially characterize the minor-minimal separating projective planar graphs by proving that given a minor-minimal nonouter-projective-planar graph G , either G is minor-minimal separating projective planar or $G \dot{\cup} K_1$ is minor-minimal weakly separating projective planar, a necessary condition for G to be separating projective planar.

One way to generalize separating projective planar graphs is to consider *type I 3-links* consisting of two cycles and a pair of vertices. A graph is *intrinsically projective planar type I 3-linked (IPPI3L)* if its every projective planar embedding contains a nonsplit type I 3-link. We partially characterize minor-minimal IPPI3L graphs by classifying all minor-minimal IPPI3L graphs with three or more components, and finding many others with fewer components.

1 Introduction

We say a projective planar graph G is *separating projective planar* if for every embedding of G into $\mathbb{R}P^2$, there is a disk bounding cycle C in G such that one vertex of G is in one connected component of $\mathbb{R}P^2 \setminus C$ and another vertex of G is in the other connected component of $\mathbb{R}P^2 \setminus C$. If there exists an embedding of G that does not have this property, G is *nonseparating projective planar*. We say a projective planar graph G is *strongly nonseparating* if there exists an embedding of G into $\mathbb{R}P^2$, such that for every pair (u, v) of vertices of G , there is a path in $\mathbb{R}P^2$ from u to v that intersects G only at its endpoints. If a graph is not strongly nonseparating projective planar, this means it is *weakly separating*. If a graph G is separating, this implies it is weakly separating.

Dehkordi and Farr characterized the set of nonseparating planar graphs, identifying the forbidden minors for nonseparating planar graphs. They proved that a graph G is a nonseparating planar graph if and only if it does not contain any of $K_1 \dot{\cup} K_4$ or $K_1 \dot{\cup} K_{2,3}$ or $K_{1,1,3}$ as a minor [4]. Their work showed that separating graphs are built from nonouterplanar graphs. Our work extends these concepts from the plane to the projective plane. There are 32 minor-minimal nonouter-projective-planar graphs [1]. One of the main results of this paper is the classification of these graphs as separating or nonseparating. We show every such graph is either separating, or its disjoint union with K_1 is weakly separating, which is a necessary condition for separating projective planar graphs. A nonplanar and nonouter-projective-planar graph disjoint union with K_1 is also separating projective planar. The set of minor-minimal separating projective planar graphs must be finite by Robertson and Seymour's result on graph minors [10]. Though we have not yet characterized the complete set of minor-minimal separating projective planar graphs, we have identified many members. These graphs can be used to relate separating projective planar graphs and links in graphs embedded in projective space [6].

Define S^k to be the k -sphere. A *projective planar 3-link* is a disjoint collection of $3 - m$ 1-spheres and m 0-spheres, embedded into the projective plane, where $m \in \{1, 2\}$. If there are two S^1 's, this is a *type I 3-link*. A graph G is *intrinsically projective planar type I 3-linked (IPPI3L)* if every embedding of G in the projective plane has a nonsplit type I 3-link. If there are two S^0 's, this is a *type II 3-link*. A graph G is *intrinsically projective planar type II 3-linked (IPPII3L)* if every embedding of G in the projective plane has a nonsplit type II 3-link.

Burkhart et al examined 3-links in graphs embedded in S^2 . They proved that the graphs $K_4 \dot{\cup} K_4$, $K_4 \dot{\cup} K_{3,2}$, and $K_{3,2} \dot{\cup} K_{3,2}$ are minor-minimal with respect to being intrinsically type I 3-linked, and conjectured it forms a complete set [2] of such minor-minimal graphs. Our research built on this foundation, identifying many types of projective planar graphs that are minor-minimal IPPI3L. We have proven there are no minor-minimal IPPI3L graphs that have four or more components, but there is a set with three components that is the disjoint union of K_4 and $K_{3,2}$ components. If a graph G is *closed nonseparating*, that means any nonseparating embedding of G in the projective plane is a *closed cell embedding*. If a drawing of graph G in the projective plane is a *closed cell embedding*, that means every face of the graph can be bounded by a 0-homologous cycle. We proved the disjoint union of two closed nonseparating graphs is also minor-minimal IPPI3L. Additionally, we prove separating or closed nonseparating graphs that are glued at a vertex can be IPPI3L under specified conditions. Finally, we prove graphs that are the disjoint union of two components, where one component is a graph that is nonplanar and nonouter-projective-planar, and the second component is a graph that is nonouterplanar, are IPPI3L, and can be minor-minimal in that regard under certain conditions.

2 Definitions and notation

Let $\mathbb{R}P^2$ denote the real projective plane. We represent $\mathbb{R}P^2$ as the unit disk in \mathbb{R}^2 with antipodal points identified. Let $\mathbb{R}P^3$ denote real projective space, which can be defined as the unit ball in \mathbb{R}^3 with antipodal points identified.

All of our graphs will be embedded piecewise linearly. Thus, for every graph embedded in $\mathbb{R}P^2$, we may assume every cycle intersects the boundary at a finite number of points. A cycle embedded in $\mathbb{R}P^2$ or $\mathbb{R}P^3$ is *0-homologous* if and only if it bounds a disk. This is also called a *null cycle* [7]. A cycle embedded in $\mathbb{R}P^2$ or $\mathbb{R}P^3$ is *1-homologous* if and only if it does not bound a disk. This is also called an *essential cycle* [7]. An embedding of graph in $\mathbb{R}P^2$ or $\mathbb{R}P^3$ is an *affine embedding* if the graph embedding does not intersect the boundary of the ball used to define the projective plane.

A graph that can be obtained from a graph G by a series of edge deletions, vertex deletions and edge contractions is called a *minor* of G . The graph G is *minor-minimal* if, whenever G has property P and H is a minor of G , then H does not have property P . A property P is *minor closed* if, whenever a graph G has property P and H is a minor of G , then H also has property P . If P is a minor closed property and the graph G does not have property P , then G is a *forbidden graph* for P . Robertson and Seymour's Minor Theorem states if P is a minor-closed graph property, then the minor-minimal forbidden graphs for P form a finite set [10].

An *outer-projective-planar graph* is one that can be embedded in the projective plane with all vertices in the same face - this is a minor closed property. Other minor closed properties include having a nonseparating projective planar embedding and having a type I 3-linkless embedding in the projective plane.

A *complete graph* is a graph with an edge between all possible pairs of vertices in the graph. We represent a complete graph as K_m , where m is the order of the graph. A *complete bipartite graph* is a graph whose vertices can be divided into two disjoint sets, where no two vertices in the same set are adjacent and every vertex of the first set is adjacent to every vertex of the second set. We represent a complete bipartite graph as $K_{n,m}$, where the cardinalities of the two sets are n and m . A *complete k -partite graph* is a graph whose vertices can be divided into k disjoint sets, where no two vertices in

the same set are adjacent and every vertex of a given set is adjacent to every vertex in every other set. We represent a complete k -partite graph as K_{n_1, \dots, n_k} , where the cardinalities of the sets are n_1, \dots, n_k .

3 Results on cycles in the projective plane

In this section, we prove some results about the characteristics of 0-homologous and 1-homologous cycles in the projective plane. These theorems are utilized in our proofs in the following sections. They lay the foundation for understanding how cycles function and interact in the projective plane.

The following result is well-known in graph theory. See for example, Diestel's text [5].

Lemma 3.1. A graph is 2-connected if and only if it can be constructed from a cycle by successively adding H-paths to graphs H already constructed.

Theorem 3.1. Let G be a 2-connected planar graph embedded in the projective plane with all cycles 0-homologous. Then the embedding of G can be isotoped to an affine embedding.

Proof. Consider an arbitrary embedding of G in the projective plane, with all its cycles 0-homologous. Pick the 'first' cycle as in Lemma 3.1. Since this cycle is 0-homologous and bounds a disk D , it can be isotoped (along with the rest of G , which may not all be affine yet) to an affine embedding with no point arbitrarily close to the boundary.

Consider adding a H-path H_1 to the cycle. It intersects the cycle at two vertices v_1 and v_2 , which divide the cycle into two paths P_1 and P_2 . Let L_1 be the cycle consisting of H_1 and P_1 , and L_2 of H_1 and P_2 . By assumption both L_1, L_2 are 0-homologous and let L_1 bound D_1, L_2 bound D_2 . Then D is contained in exactly one of D_1, D_2 . Without loss of generality assume $D \subseteq D_1, \text{Int } D \cap \text{Int } D_2 = \emptyset, D \cup D_2 = D_1$.

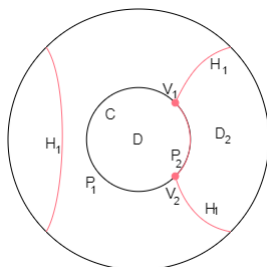


Figure 1: Adding a H-path H_1 to the cycle

Isotope L_2 (and the rest of G) to an affine embedding by deforming D_2 towards D , then every cycle in this embedding is affine. Isotope L_1 so that no point is arbitrary close to the boundary. Inductively add H-paths until the original 2-connected graph G is obtained in an affine embedding, equivalent to the original embedding. \square

Consider the following two definitions: the *standard affine cycle* is the affine 0-homologous cycle $\{(x, y) | x^2 + y^2 = 1/2\}$ and the *standard vertical cycle* is the 1-homologous cycle $\{(x, y) | x = 0\}$ intersecting the boundary at exactly one point.

In order to prove the second theorem, that every 0-homologous cycle is isotopic to the standard affine cycle and every 1-homologous cycle is isotopic to the standard vertical cycle in the projective plane, the following lemma is needed.

Lemma 3.2. Given a cycle in $\mathbb{R}P^2$ crossing the boundary transversely at exactly p_1, p_2, \dots, p_{2k} labeled clockwise, where p_i, p_j represent the same point if and only if $i \equiv j \pmod{2k}$, then there exists an i where $1 \leq i \leq 2k - 1$ such that there is a path that is a subgraph of the cycle, connecting p_i and p_{i+1} and that intersects the boundary only at p_i and p_{i+1} .

Proof. Consider the path connecting p_1 to some p_{n_1} , $2 \leq n_1 \leq 2k$, which intersects the boundary at only p_1 and p_{n_1} . We call such a path an *interior path*. If $n = 2$, this is the desired path. Else, p_2 must connect to some p_{n_2} , $3 \leq n_2 \leq n_1 - 1$ via an interior path that intersects the boundary only at p_2, p_{n_2} . Inductively consider paths connecting p_i with p_{n_i} , $1 \leq i \leq k$.

Set $m_i = n_i - i$, then m_i is positive and strictly decreasing. Then $m_a = 1$ or $m_a = 2$ for some a : if $m_b \geq 3$ for all b , then for some b there is an interior path connecting p_{b+1} with $p_{n_{b+1}}$ such that $m_{b+1} < m_b$.

If $m_a = 1$, then p_a with p_{n_a} is the desired interior path. If $m_a = 2$, then the path connecting p_{a+1} to another point must intersect the path connecting p_a with p_{n_a} , contradicting the graph is projective planar. □

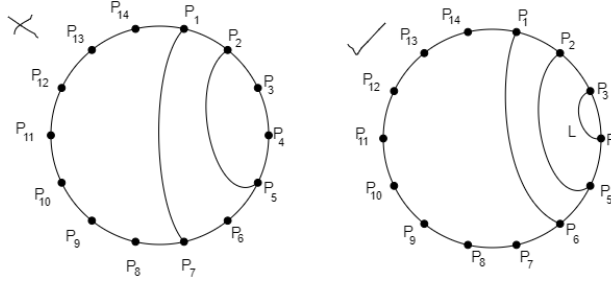


Figure 2: Existence of a path connecting p_i, p_{i+1} intersecting the boundary only at p_i, p_{i+1}

A path connecting p_i, p_{i+1} that intersects the boundary only at points p_i, p_{i+1} is called a *half-moon path*.

Theorem 3.2. Every 0-homologous cycle in the projective plane is isotopic to the standard affine cycle. Every 1-homologous cycle in the projective plane is isotopic to the standard vertical cycle.

Proof. Suppose a cycle C crosses the boundary at n points. Without loss of generality, apply ambient isotopy such that C intersects the boundary only transversely. If $n = 0$, C bounds a disk and is isotopic to the standard affine cycle. If $n = 1$, C does not bound a disk and is isotopic to the standard vertical cycle.

Otherwise, consider a half-moon path L which exist by Lemma 3.2. Without loss of generality, apply ambient isotopy so that L does not touch other paths. Then take a sufficiently small neighbourhood U that contains only p_i, p_{i+1}, L , and the connected pieces of the paths through p_i, p_{i+1} . Isotope the small neighbourhood over the boundary. Note the isotopy preserves whether the cycle bounds a disk, and the cycle after isotopy crosses the boundary at $n - 2$ points.

Inductively applying this argument, and the resulting cycle C' crosses the boundary at either 0 points or 1 point. If C' crosses the boundary at 0 points, it bounds a disk and is isotopic to the standard affine cycle. Since C is isotopic to C' , every 0-homologous cycle is isotopic to the standard affine cycle. If C' crosses the boundary at 1 point, it does not bound a disk and is isotopic to the standard vertical cycle. Since C is isotopic to C' , every 1-homologous cycle is isotopic to the standard vertical cycle.

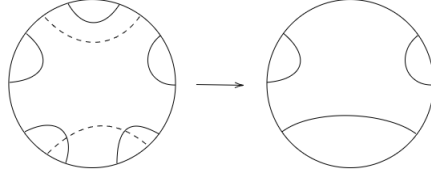


Figure 3: Reduced number of crossing with the boundary

□

Corollary 3.1. A 1-homologous cycle crosses the boundary an odd number of times. A 0-homologous cycle crosses the boundary an even number of times.

Next we generalize the following result:

Lemma 3.3 (Glover et al [7]). Any two 1-homologous cycles C_1 and C_2 in the projective plane intersect each other.

Theorem 3.3. Given two different 1-homologous cycles C_1 and C_2 in the projective plane that intersect only transversely, the number of crossings must be odd.

Proof. Suppose we have two different 1-homologous cycles C_1 and C_2 that intersect only transversely. By Theorem 3.2, we may isotope so that one of the cycles, C_1 , is the standard vertical cycle. Without loss of generality, isotope the cycles so that they do not intersect on the boundary. We may assume that C_2 intersects the boundary at points p_1, \dots, p_{4k+2} where p_i, p_j represent the same point if and only if $i \equiv j \pmod{2k+1}$.

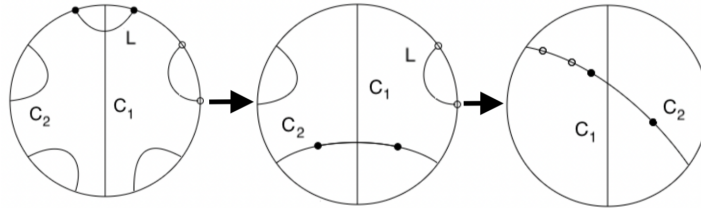


Figure 4: Reduced number of crossings of C_2 with the boundary by applying isotopy to L

If $k = 0$, since C_1 and C_2 intersect only transversely, the number of crossings is odd. Otherwise, consider a half-moon interior path L connecting p_i, p_{i+1} which exists by Lemma 3.2. Take a sufficiently small neighbourhood U that contains only p_i, p_{i+1}, L , and the connected pieces of the paths through p_i, p_{i+1} . Isotope the small neighbourhood over the boundary.

Note the number of crossing of C_1 with C_2 is preserved mod 2 while the resulting curve intersects the boundary at $4k - 2 = 4(k - 1) + 2$ points. By induction on k , C_1 and C_2 can be isotoped to two cycles intersecting the boundary only once. Thus C_1 and C_2 intersect an odd number of times. □

4 Separating projective planar graphs

The property of being outer-projective-planar is a minor closed property. By Robertson and Seymour's result [10], the set of minor-minimal nonouter-projective-planar graphs is finite. All such 32 graphs

were characterized and divided into nine families [1]. The family members are related to each other by $\Delta - Y$ exchanges.

Because outer-projective-planar graphs are nonseparating, nonouter-projective-planar graphs are of interest to us because they are good candidates to produce the beginning of the set of minor-minimal separating projective planar graphs. For each of the 32 graphs, we examined if they were separating. If the graph was nonseparating, we examined the given graph with a vertex or edge added, or a vertex splitting, to find a separating graph. In this way, we have hopefully characterized much of the set of minor-minimal separating projective planar graphs, but we have not yet characterized the complete set.

4.1 α family

The α family of minor-minimal nonouter-projective-planar graphs consists of α_1 , α_2 , and α_3 . The graph α_1 is two disjoint copies of K_4 . The graph α_2 is two disjoint components: K_4 and $K_{3,2}$. The graph α_3 is two disjoint copies of $K_{3,2}$.

Proposition 4.1. Every member of the α family is minor-minimal separating projective planar.

The proof of this proposition relies on the following theorem:

Theorem 4.1 (Halin [8], Chartrand and Harary [3]). A graph G is outerplanar if and only if G does not contain K_4 nor $K_{3,2}$ as a minor.

Proof. Each of the members of the α family have two components. Both of these components contain separating cycles if they are affine embedded with another component. If both components were embedded in the projective plane with 1-homologous cycles, they would intersect, by Lemma 3.3. This means, in a projective planar drawing, that at least one component has all 0-homologous cycles.

Since the embedding of the component with all 0-homologous cycles is equivalent to an affine embedding of the component by Theorem 3.1, the embedding of the component with all 0-homologous cycles will also contain a separating cycle. Since at least one component of every embedding of the α family has all 0-homologous cycles, every embedding will contain a separating cycle. So, the α family is separating projective planar.

The graphs K_4 and $K_{3,2}$ are minor-minimal nonouterplanar graphs. So, for a minor of a graph in the α family, one component can be affine embedded without a separating cycle. The other component can be embedded with a 1-homologous cycle, with both components together nonseparating. Therefore, the members of the α family are minor-minimally separating projective planar. \square

4.2 β family

The β family of minor-minimal nonouter-projective-planar graphs are pictured in Figure 5-10. The β family consists of K_4 and $K_{3,2}$ copies glued at a vertex.

Proposition 4.2. Every member of the β family is nonseparating projective planar.

Proof. Every member in the β family has a nonseparating embedding in the projective plane as illustrated in Figure 5 to Figure 10. \square

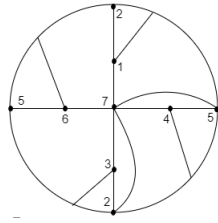
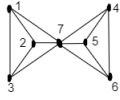


Figure 5: β_1

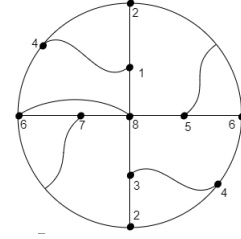
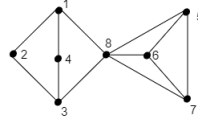


Figure 6: β_2

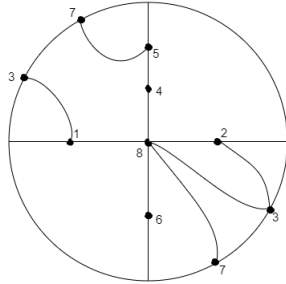
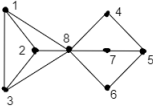


Figure 7: β_3

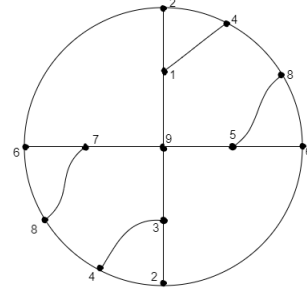
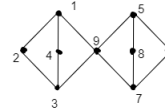


Figure 8: β_4

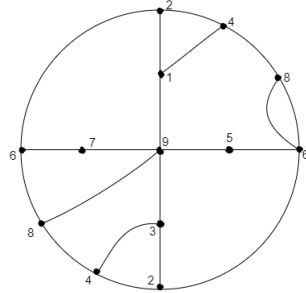
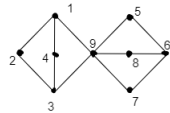


Figure 9: β_5

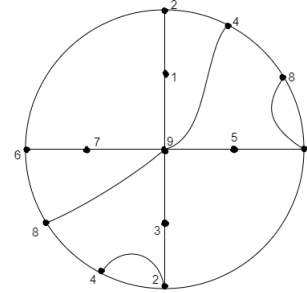
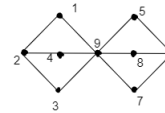


Figure 10: β_6

Note that each embedding in Figure 5 to Figure 10 is weakly separating. In Figure 5, no topological path connects vertices 2 and 5 without its interior intersecting the graph; in Figure 6, no path connects vertices 2 and 6; in Figure 7, no path connects vertices 2 and 7; in Figure 8, no path connects vertices 2 and 8; in Figure 9, no path connects vertices 2 and 8; in Figure 10, no path connects vertices 1 and 8. We conjecture that every member in the β family is weakly separating.

4.3 ϵ family

The ϵ family of minor-minimal nonouter-projective-planar graphs are pictured in Figure 12 and 11.

Proposition 4.3. Every member of the ϵ family is strongly nonseparating, and hence nonseparating projective planar.

Proof. For ϵ_1 , ϵ_2 , ϵ_3 and ϵ_5 consider the the embeddings in Figure 12. Since all vertices can be connected by paths that intersect the graph only at endpoints, they are strongly nonseparating. For

ϵ_4 and ϵ_6 , consider the the embeddings in Figure 11. They are also strongly nonseparating projective planar. Therefore all members of the ϵ family are nonseparating projective planar. \square

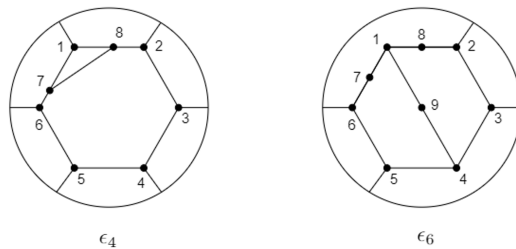


Figure 11: Strongly nonseparating projective planar drawings of ϵ_4 and ϵ_6

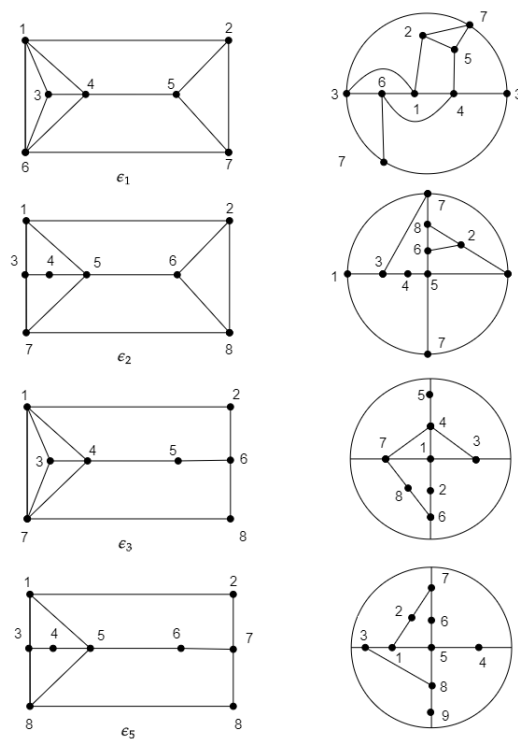


Figure 12: Strongly nonseparating projective planar drawings of ϵ_1 , ϵ_2 , ϵ_3 and ϵ_5

4.4 δ family

The δ family of minor-minimal nonouter-projective-planar graphs has two graphs shown in Figure 13.

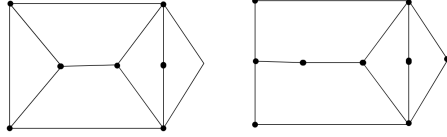


Figure 13: The δ Family includes δ_1 (left) and δ_2 (right)

Lemma 4.1. For any two cycles C_1 and C_2 intersecting along an arc, D , define the sum of C_1 and C_2 to be $(C_1 \cup C_2) \setminus D$. The sum of two 0-homologous cycles and the sum of two 1-homologous cycles are 0-homologous cycles, and the sum of a 1-homologous cycle and a 0-homologous cycle is 1-homologous

Proposition 4.4. Both graphs in the δ family are separating.

Proof. By Theorem 3.1, a 2-connected planar graph embedded in the projective plane with all cycles 0-homologous can be isotoped to an affine embedding. Namely, if a 2-connected subgraph H of δ_1 or δ_2 contains either $K_4 \dot{\cup} K_1$ or $K_{3,2} \dot{\cup} K_1$ as a minor, then any embedding of H with all cycles 0-homologous is separating because such an embedding can be isotoped to an affine embedding containing either $K_4 \dot{\cup} K_1$ or $K_{3,2} \dot{\cup} K_1$ [4]. Since every cycle bounding a face F in δ_1 or δ_2 can be viewed as the sum of the cycles that bound every face except for F , every embedding of δ_1 and δ_2 has an even number of 1-homologous cycles. Thus, since all 1-homologous cycles intersect each other and both δ_1 and δ_2 have reflection symmetry, the number of cases we must consider is considerably small. All projective planar embeddings of δ_1 and δ_2 , up to symmetry and the homology class of each cycle, are represented in Figure 14, where a face is shaded if and only if its bounding cycle is 1-homologous cycle in the corresponding embedding. The highlighted subgraphs are 2-connected with all 0-homologous cycles that contain either $K_4 \dot{\cup} K_1$ or $K_{3,2} \dot{\cup} K_1$ as minors, and since one exists for every embedding of δ_1 and δ_2 , both graphs are separating. \square

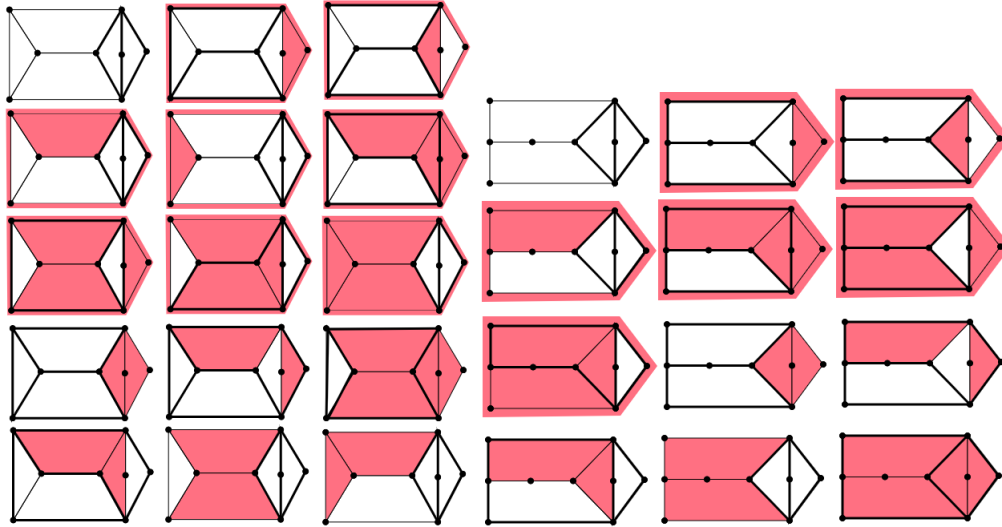


Figure 14: Projective planar embeddings of δ_1 and δ_2

4.5 γ family

The γ family of minor-minimal nonouter-projective-planar graphs are pictured in Figure 15.

Proposition 4.5. Every graph in the γ family, excluding γ_6 , is strongly nonseparating and thus nonseparating

Proof. Every graph in the γ family, excluding γ_6 , has a strongly nonseparating embedding in the projective plane as illustrated in Figure 15. \square

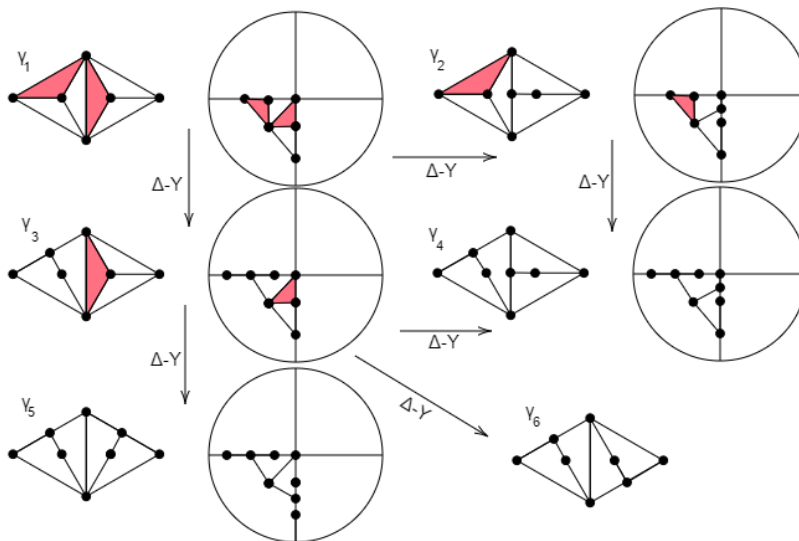


Figure 15: Every graph in the γ family, excluding γ_6 , is strongly nonseparating and thus nonseparating

4.5.1 γ_6

The graph γ_6 is obtained from γ_1 via two $\Delta - Y$ exchanges.

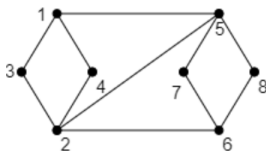


Figure 16: The graph γ_6 with vertices labelled

In a given embedding, a *0-homologous path* is a path that crosses the boundary an even number of times. Similarly, in a given embedding, a *1-homologous path* is a path that crosses the boundary an odd number of times.

Proposition 4.6. The graph γ_6 is separating projective planar.

Proof. Label the vertices of γ_6 as in Figure 16. Note that the planar embedding of γ_6 is separating and that there are 5 paths connecting vertex 1 with vertex 2, including $P_1 = (1, 3, 2)$, $P_2 = (1, 4, 2)$, $P_3 = (1, 5, 2)$, $P_4 = (1, 5, 7, 6, 2)$, and $P_5 = (1, 5, 8, 6, 2)$. Embed γ_6 in the projective plane. By the pigeonhole principle, either at least three of these paths are 0-homologous or at least three paths are 1-homologous. If at least three paths are 1-homologous, isotope a sufficiently small neighbourhood containing vertex 1 and no other vertex over the boundary. Then every 0-homologous path becomes

a 1-homologous path and every 1-homologous path become a 0-homologous path. In the resulting embedding, there are at least three 0-homologous paths.

Suppose at least three paths are 0-homologous, then the other two paths may be both 0-homologous, one 0-homologous and one 1-homologous, or both 1-homologous.

- If both of the two other paths are 0-homologous, then the paths $(1, 5)$, $(5, 2)$, $(5, 7, 6, 2)$, $(5, 8, 6, 2)$ must either be all 0-homologous or all 1-homologous. Therefore every cycle in the embedding is 0-homologous. The embedding can be isotoped into an affine embedding and is therefore separating.
- If both of the two other paths are 1-homologous, separately consider cases according to where these two paths lie. Note that not every pair of paths can be the two 1-homologous paths: suppose P_1, P_5 are the two 1-homologous paths, then the cycles $(1, 4, 3, 2)$ and $(5, 8, 6, 7)$ are two 1-homologous cycles with no intersection, contradicting Lemma 3.3.

By symmetry there are only two cases, with the two 1-homologous paths being P_1, P_2 or P_1, P_3 . In each of the two cases, the three 0-homologous paths together contains a minor equivalent to $K_{3,2}$ which is nonouterplanar. Therefore a vertex must be on one side of the 0-homologous cycle formed by the other two paths, and the two 1-homologous paths must lie on the other side. In particular, at least one of the two paths has a vertex on it. Therefore the cycle is separating.

- If exactly one of the two other paths is 1-homologous, separately consider cases according to where the 1-homologous path lies. If the 1-homologous path is P_1 or P_2 , consider the minor obtained by deleting $(1, 3, 2)$ or $(1, 4, 2)$. If the 1-homologous path is P_3 , consider the minor obtained by deleting $(5, 2)$. If the 1-homologous path is P_4 or P_5 , consider the minor obtained by deleting $(5, 7, 6)$ or $(5, 8, 6)$. In each case, the resulting minor has only 0-homologous cycles and can be isotoped to an affine embeddings. In addition, in each case the resulting minor has a subgraph of $K_1 \dot{\cup} K_{3,2}$. Therefore the graph has a separating cycle.

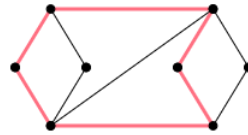
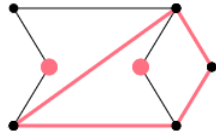


Figure 17: C_1 is the 1-homologous path

Figure 18: C_3 is the 1-homologous path

Therefore the graph γ_6 is separating. □

4.6 ζ family

The members of the ζ family of minor-minimal nonouter-projective-planar graphs are shown in Figures 19 and 20.

Theorem 4.2. Besides ζ_3 , every member of the ζ family is strongly nonseparating.

Proof. To show that $\zeta_1, \zeta_2, \zeta_4, \zeta_5$, and ζ_6 are strongly nonseparating, it suffices to show a single strongly nonseparating embedding of each graph. See Figure 19.

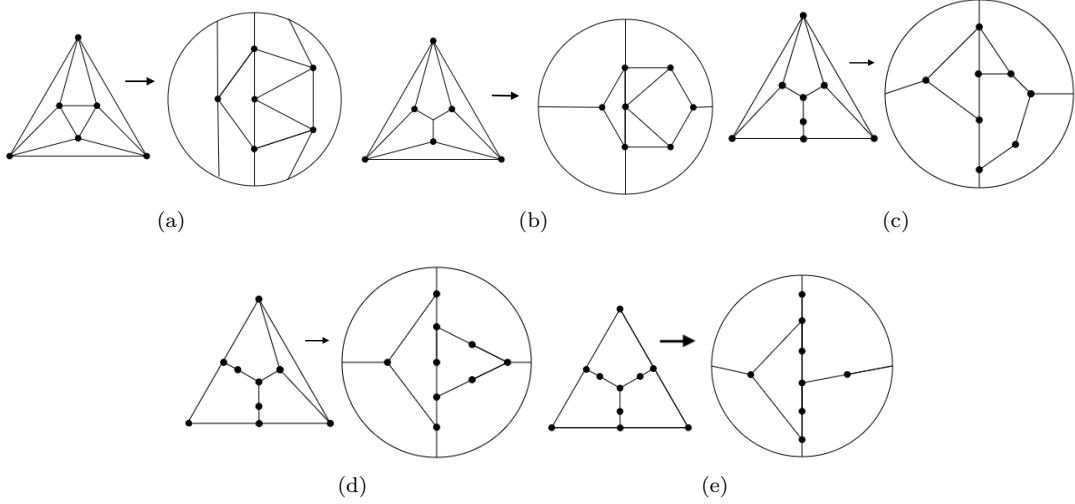


Figure 19: strongly nonseparating embeddings of $\zeta_1, \zeta_2, \zeta_4, \zeta_5,$ and ζ_6

We now show that ζ_3 , the vertices and edges of a cube, is weakly separating, and indeed separating. Label the faces in the planar embedding of ζ_3 as in Figure 20.

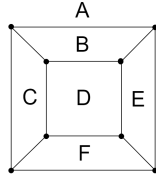


Figure 20: A planar embedding of ζ_3 with faces labelled

It is well known that for any cycle X in any drawing of ζ_3 in $\mathbb{R}P^2$, the homology class of X is equal to the modulo 2 sum of the homology classes of the boundaries of the faces on one side of X in the above drawing. Let D^* be a drawing of ζ_3 .

The cube has 24 symmetries, and in particular we may first choose any of the 6 faces to be in the place of A and then choose any of the 4 faces adjacent to the first to be in the place of B . There are two case to consider:

1. Suppose every cycle in D^* is homologous to zero. Then, by Theorem 3.1, D^* may be isotoped to an affine embedding. Since ζ_3 contains $K_4 \dot{\cup} K_1$ as a minor, any affine embedding of ζ_3 is separating. Thus, D^* is separating.
2. Let f map the planar embedding of ζ_3 to $\mathbb{R}P^2$. Without loss of generality, suppose $f(Bd(A))$ is homologous to one. Then $f(Bd(D))$ may not be homologous to one since all one homologous cycles in D^* intersect, so as $Bd(A)$ bounds the rest of the graph in the above embedding, an odd number of the boundaries of $B, C, E,$ or F is also homologous to one in $\mathbb{R}P^2$. Without loss of generality, suppose $f(Bd(B))$ is homologous to one. Then $f(Bd(F))$ is not homologous to one because $f(Bd(F))$ does not intersect $f(Bd(B))$. Thus, since $f(Bd(C))$ and $f(Bd(E))$ can not both be homologous to one, neither may be. This means that $f(Bd(A))$ and $f(Bd(B))$ are the only one homologous face bounding cycles. The drawing of $f(Bd(A))$ and $f(Bd(B))$ as one homologous cycles separates $\mathbb{R}P^2$ into two connected regions and contains six of the eight

vertices of ζ_1 . Since the remaining two vertices are connected by an edge, they must be in the same region. This leaves one option for D^* as in Figure 21, where the boundary of C, D, F is a separating cycle.

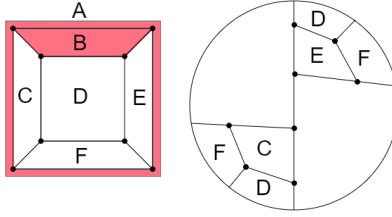


Figure 21: Up to symmetry, the only projective planar embedding of ζ_1 with a one-homologous cycle

□

4.7 η family

The η family of minor-minimal nonouter-projective-planar graphs contains only one member, pictured in Figure 22.

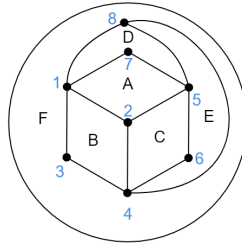


Figure 22: An affine embedding of η_1

A *subdivision* of a graph G is a graph resulting from the subdivision of the edges of G . If an edge e with endpoints v_1 and v_2 has a subdivision, this creates a graph identical to G except with a new vertex v_3 , where the edge e is replaced by the two edges (v_1, v_3) and (v_3, v_2) . A *0-homologous region* is a face of an embedded graph that is bounded by a 0-homologous cycle.

Proposition 4.7. The graph η_1 is separating projective planar.

Proof. Consider the affine embedding of η_1 shown in Figure 22, with regions labelled A through F . It is unique, as η_1 is a subdivision of a 3-connected graph [11].

The affine embedding has a separating cycle, as evident from the drawing in Figure 22. Observe that in an embedding of η_1 , if the subgraphs of η_1 in Figure 23 are affine embedded, there is already a separating cycle in the embedding, since there is an affine embedded $K_{3,2} \cup K_1$, or subdivision.

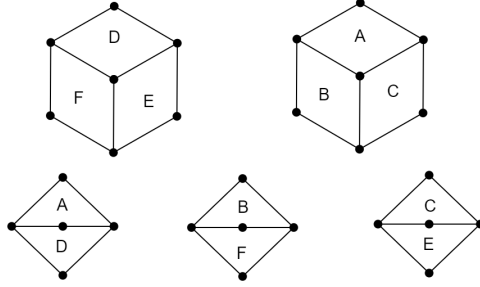


Figure 23: Separating subgraphs of η_1

We know from Theorem 3.1 that embeddings in which every cycle is 0-homologous are equivalent to affine embeddings. This means we should consider the possible combinations of regions that can be embedded with a 0-homologous cycle boundary, without creating these subgraphs.

We will show there is no projective planar embedding with no regions bounded by 0-homologous curves. We will begin by supposing the region boundaries of A , B , C , and D are embedded as 1-homologous cycles, as seen in the far left graph of Figure 24. Thus far, there are no regions bounded by 0-homologous curves. However, to complete the graph, we must connect vertex 8 to vertex 4. In doing this, E and F are embedded with boundaries that are 0-homologous cycles. Thus, there is no way to embed all region boundaries as 1-homologous cycles.

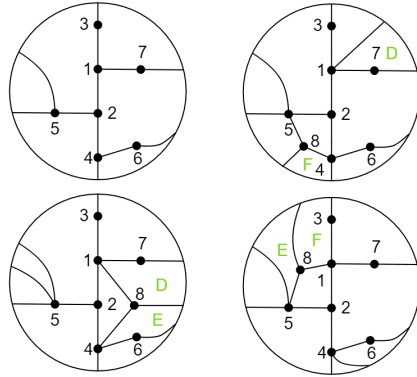


Figure 24: As seen in the top left graph, if we embed region boundaries of A , B , C , and D as 1-homologous cycles, three regions remain for the vertex 8 and its adjacent edges to be embedded into. The three other graphs show the three cases of when vertex 8 and its adjacent edges are embedded in these three regions. This will produce the regions E and F , D and F , or D and E with region boundaries that are 0-homologous.

Every region is equivalent to all the others. Without loss of generality, choose region A to be embedded with a region boundary that is 0-homologous. This means we cannot also have the region boundary of D be embedded as a 0-homologous cycle, because that creates one of the separating subgraphs. This also means we cannot have both the region boundaries of B and F also be 0-homologous, nor C and E , because this would create the other separating subgraphs. We also cannot have A , B , and C all have 0-homologous region boundaries - since we have supposed the region boundary of A is 0-homologous, we cannot have both the region boundaries of A and B also be 0-homologous.

There are no embeddings that have just the region boundary of A as a 0-homologous cycle. If so, we have in homology $[A + B + C] = [D + E + F]$ results in $0 = 1$. For the same reason, there are

no embeddings with precisely three or five region boundaries as 0-homologous cycles. If the region boundaries of A and B are 0-homologous, with a 1-homologous region boundary for C , then two or zero of the boundaries of regions D , E , and F are 0-homologous. There cannot be four regions with boundaries that are 0-homologous, because that would create a separating subgraph, so the only remaining case is two chosen regions to have 0-homologous boundaries.

The possible combinations of regions to have 0-homologous boundaries are AB , AC , AE , and AF . The combinations AB and AC are equivalent, as are AE and AF . Without loss of generality, we embed AB with both 0-homologous region boundaries. We will show there is only one such embedding, pictured in Figure 25. The embedding is separating.

Now, we will show this embedding is unique up to equivalence. First, affine embed regions A and B . Now embed vertex 6. We must connect this vertex to vertices 4 and 5. If neither of these edges intersects the boundary of the projective plane, this will either create region C as a 0-homologous cycle or a region bounded by the cycle $\{5, 6, 4, 3, 1, 7\}$ as a 0-homologous cycle. We cannot have region C as a 0-homologous cycle, and if we have the cycle $\{5, 6, 4, 3, 1, 7\}$ as a 0-homologous cycle, we cannot connect vertex 8 to its neighbours without an edge crossing. Thus, the cycle $\{2, 4, 6, 5\}$ must be embedded as a 1-homologous cycle. We must connect vertex 8 to vertices 1, 4, and 5, and there is only one way to do that. Thus, we can conclude the embedding is unique.

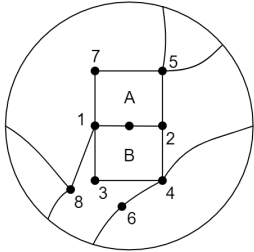


Figure 25: Only regions A and B are 0-homologous. The vertices 3 and 7 are separated.

The only embedding of the graph that contains A and E as 0-homologous cycles is shown in Figure 26. The embedding is separating.

As in Figure 26, consider the embedding where the region boundary of E is an affine embedded cycle, and the region boundary of A is a 0-homologous cycle created using two 1-homologous paths. To do this, embed the cycle $\{5, 8, 1, 2\}$ as a standard vertical cycle, and then embed the cycle $7, 1, 8, 5$ as a 1-homologous cycle as well. Now, connect vertices 2, 4 and vertices 4, 8 with an edge - there is only one way to do this. This creates a face bounded by the cycle $\{8, 4, 2, 1\}$. Now we must embed vertex 3. Assume we embed it inside the face bounded by the cycle $\{8, 4, 2, 1\}$. Now we must connect vertex 3 to vertices 1 and 4. This creates the 0-homologous regions B and F . Thus, we must embed vertex 3 outside of that face, as well as outside of region A and E . Now connect vertex 3 to vertices 1 and 4 in that face. This is the only possible embedding.

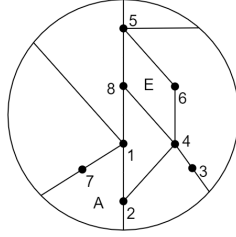


Figure 26: Only regions A and E are 0-homologous. Region A is formed by two 1-homologous paths. The vertices 2 and 6 are separated.

We can conclude that every embedding of η_1 is separating. \square

4.8 θ family

The θ family of minor-minimal nonouter-projective-planar graphs has only one member, θ_1 , which is $K_{5,2}$. Take the vertex set of θ_1 , or $K_{5,2}$, to be $V = \{v_1, v_2\}$ union $U = \{u_1, u_2, u_3, u_4, u_5\}$.

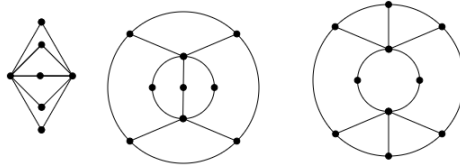


Figure 27: θ_1 and two embeddings in the projective plane

Proposition 4.8. The graph θ_1 is separating projective planar.

Proof. Embed θ_1 in the projective plane. Consider the five paths connecting v_1, v_2 and note that every cycle consists of exactly two of the five paths. If all five paths are all 0-homologous or 1-homologous, then every cycle is 0-homologous and the embedding can be isotoped into an affine embedding. Since $K_{5,2}$ contains $K_{3,2} \dot{\cup} K_1$ as a subgraph, the affine embedding has a separating cycle.

Otherwise by pigeonhole, either at least three paths connecting v_1, v_2 are 0-homologous or at least three paths connecting v_1, v_2 are 1-homologous. If at least three paths are 1-homologous, isotope a sufficiently small disk containing v_1 and no other vertex over the boundary. Then every 0-homologous path becomes a 1-homologous path and every 1-homologous path become a 0-homologous path. In the resulting embedding, there are at least three 0-homologous paths.

The graph formed by the three 0-homologous paths is equivalent to $K_{3,2}$, where one vertex w_0 lies in the disk bounded by the cycle C formed by two other paths. Consider that there is at least one 1-homologous path connecting v_1, v_2 and that a vertex w_1 lies on this 1-homologous path. Since this 1-homologous path only intersects the three 0-homologous paths at v_1 and v_2 , w_1 does not lie in the affine disk bounded C . Therefore C separates w_0, w_1 . \square

Proposition 4.9. The graph θ_1 is minor-minimal separating projective planar.

Proof. The diagram below illustrates embeddings of key minors of θ_1 , which are all nonseparating. These embeddings are $\theta_1 - e$, θ_1 with an edge contraction, $\theta_1 - u_i$ and $\theta_1 - v_i$ from left to right.

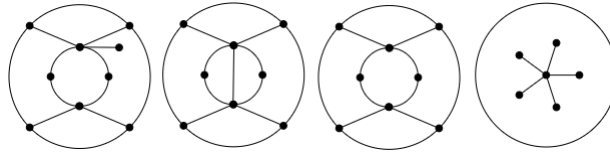


Figure 28: Key minors of θ_1

□

4.9 κ family

The κ family of minor-minimal nonouter-projective-planar graphs has only one member, κ_1 .

Proposition 4.10. The graph κ_1 is strongly nonseparating.

Proof. Figure 29 illustrates a strongly nonseparating embedding of κ_1 in the projective plane, where antipodal points are identified. □

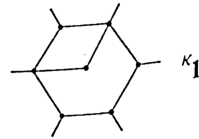


Figure 29: A nonseparating embedding of κ_1 [1].

4.10 Weakly separating graphs

Theorem 4.3. Let G be a nonouter-projective-planar graph. Then $G \dot{\cup} K_1$ is weakly separating.

Proof. Suppose $K_1 = \{w\}$. Let G be a nonouter-projective-planar graph and let D be a projective planar drawing of $G \dot{\cup} w$. Then $w \in F$ for some face F of D . Since G is nonouter-projective-planar, there is a vertex v of D such that $v \notin Bd(F)$ and $v \notin F$. Thus, the component of v in $[\mathbb{R}P^2 \setminus D] \cup \{w, v\}$ is a subset of $\mathbb{R}P^2 \setminus F$. Since F is a face, F is the component of w . Since the path component of any point is a subset of its component, the path components of w and v are disjoint in $\mathbb{R}P^2 \setminus D$. Thus, every path from w to v intersects D , not just at its endpoints. Hence, D is weakly separating. Since D was arbitrary, $G \dot{\cup} w$ is weakly separating. □

Here we have an example of a weakly separating projective planar graph that is a nonseparating projective planar graph. For example, β_4 is a nonouter-projective-planar graph, so, if we add a vertex to β_4 , this new graph is a weakly separating projective planar graph, and the following embedding does not have separating cycles:

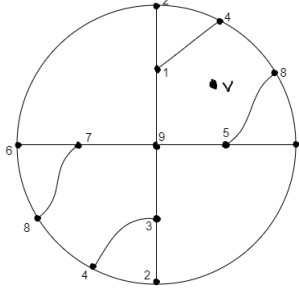


Figure 30: $\beta_4 \dot{\cup} K_1$

Theorem 4.4. If G is a strongly nonseparating and minor-minimally nonouter-projective-planar graph, then $G \dot{\cup} K_1$ is minor-minimally weakly separating.

Proof. Let G be a minor-minimally nonouter-projective-planar strongly nonseparating graph. By Theorem 4.3, $G \dot{\cup} K_1$ is weakly separating. Let H be a proper minor of $G \dot{\cup} K_1$. Then $H = G' \dot{\cup} K'$, where G' is a minor of G and K' is a minor of K_1 . Since H is a proper minor, either G' or K' is a proper minor.

1. If G' is a proper minor of G , then since G is minor-minimally nonouter-projective-planar, there is a drawing of G' with every vertex on the boundary of the same face. Thus, there is a drawing D of H with K' on the interior of one such face of G' . Hence, there is a face F of H with every vertex of H on its boundary. Hence, H is strongly nonseparating.
2. If K' is a proper minor of K_1 , then K' is the empty graph. Thus, $H = G'$. Since G' is a minor of G and strongly nonseparating is a minor-closed property, H is strongly nonseparating.

In both cases, H is strongly nonseparating. Since H was arbitrary, every proper minor of $G \dot{\cup} K_1$ is strongly nonseparating. Therefore, $G \dot{\cup} K_1$ is minor-minimally weakly separating. □

An example of Theorem 4.4 would be the if G was the graph κ from Section 4.9. We know $\kappa \dot{\cup} K_1$ is minor-minimally weakly separating.

4.11 Nonplanar and nonouter-projective-planar graphs

In this section, we show that if a graph is nonplanar projective planar and nonouter-projective-planar, then that graph disjoint union a vertex must be separating. We also show the conditions for that graph to be a minor-minimal graph in regard to being both nonplanar and nonouter-projective-planar.

Recall that a drawing of graph G in the projective plane is a *closed cell embedding* if every face of the graph is bounded by a 0-homologous cycle.

Proposition 4.11. Let G be a graph that is nonplanar projective planar and nonouter-projective-planar, then $G \dot{\cup} K_1$ is a separating projective planar graph.

Proof. All the projective planar embeddings of G are closed cell embeddings, by Corollary 5.2. This means all the faces of G are bounded by a 0-homologous cycle. If you add a vertex to one of the faces, there will be a vertex inside and outside of the bounding 0-homologous cycle, because the graph is nonouter-projective-planar. □

In Section 5.5 of this paper, we have identified some members of the set of minor-minimal nonplanar and nonouter-projective-planar graphs. From this, we can conclude that $(K_6 - 2e) \dot{\cup} K_1$, $\epsilon_4 \dot{\cup} K_1$, $\epsilon_6 \dot{\cup} K_1$, $\kappa_1 \dot{\cup} K_1$, $LU_1 \dot{\cup} K_1$, $LU_2 \dot{\cup} K_1$, and $LU_3 \dot{\cup} K_1$ are separating projective planar graphs. The graphs LU_i will be defined later, in Section 5.5

Proposition 4.12. The graphs $\kappa_1 \dot{\cup} K_1$, $\epsilon_4 \dot{\cup} K_1$, and $\epsilon_6 \dot{\cup} K_1$ are minor-minimal separating projective planar graphs.

Proof. By Proposition 4.11, these graphs must be separating projective planar. Now, we will show they are minor-minimal in this regard. Without loss of generality, consider $\kappa_1 \dot{\cup} K_1$. Call a minor of this graph H . There are two cases to consider: if H results from deleting the K_1 or if H results from taking a minor of κ_1 . First, suppose we have deleted K_1 . We know κ_1 is strongly nonseparating, so this minor is not separating. The graph κ_1 is minor-minimal nonouter-projective-planar, so any minor of it will be outer-projective-planar. Thus, if we embed this minor as its outer-projective-planar drawing, and we embed K_1 in the face where all the vertices are in the boundary, this will create a nonseparating drawing. Thus, we can conclude that $\kappa_1 \dot{\cup} K_1$ is minor-minimal separating projective planar, and by extension, so are $\epsilon_4 \dot{\cup} K_1$ and $\epsilon_6 \dot{\cup} K_1$. \square

4.12 Multipartite graphs

In this section, we explore which complete multipartite graphs are nonseparating.

Proposition 4.13. The nonseparating complete multipartite graphs are exactly $K_{2,2}$, $K_{2,3}$, $K_{2,4}$, $K_{3,3}$, $K_{3,4}$, and $K_{1,n}$ where n is a positive integer.

Proof. Consider $K_{2,n}$. By Proposition 4.9, it is nonseparating if and only if $n \leq 4$. The graphs $K_{3,3}$ and $K_{3,4}$ are nonseparating, as seen in Figures 31 and 32. Consider $K_{4,n}$ and note that $K_{4,4}$ is not projective planar. Note also that every graph $K_{1,n}$ is nonseparating and that every graph $K_{m,n}$ where $m \geq 4$, $n \geq 2$ is separating since $K_{2,5} = K_{5,2}$ is separating. \square

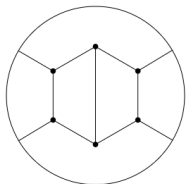


Figure 31: This graph is $K_{3,3}$

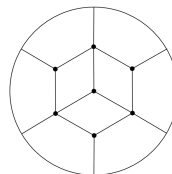


Figure 32: This graph is $K_{3,4}$

4.13 Conclusion

This table shows a summary of our results on the 32 minor-minimal nonouter-projective-planar graphs:

Family	SPP?	SNSPP?	If not SPP, what related graph is weakly SPP?
α	Yes	No	-
β	No	No	$\beta\dot{U}K_1$
ϵ	No	Yes	$\epsilon\dot{U}K_1$
δ	Yes	No	-
γ	No, except γ_6	Yes, except γ_6	$\gamma\dot{U}K_1$
ζ	No, except ζ_3	Yes, except ζ_3	$\zeta\dot{U}K_1$
η_1	Yes	No	-
θ_1	Yes	No	-
κ_1	No	Yes	$\kappa\dot{U}K_1$

Table 1: Status of minor-minimal nonouter-projective-planar graphs, with respect to being separating projective planar (SPP) or strongly nonseparating projective planar (SNSPP), as well as weakly SPP.

If a minor-minimal nonouter-projective-planar graph is nonseparating, there must be a graph that contains the graph as a minor that is minor-minimal separating projective planar. For example, $\kappa_1\dot{U}K_1$, $\epsilon_4\dot{U}K_1$, and $\epsilon_6\dot{U}K_1$ are minor-minimal separating projective planar graphs, though we don't know if they are minor-minimal. By Proposition 4.11 and Section 5.5, we know $(K_6 - 2e)\dot{U}K_1$, $LU_1\dot{U}K_1$, $LU_2\dot{U}K_1$, and $LU_3\dot{U}K_1$ are separating.

Theorem 4.5. The following are minor-minimal separating projective planar graphs: graphs in the α family, graphs in the δ family, γ_6 , ζ_3 , η_1 , and θ_1 .

Theorem 4.6. The following are minor-minimal weakly separating graphs: graphs in the β family, $\epsilon_1\dot{U}K_1$, $\epsilon_2\dot{U}K_1$, $\epsilon_3\dot{U}K_1$, $\epsilon_4\dot{U}K_1$, $\epsilon_5\dot{U}K_1$, $\epsilon_6\dot{U}K_1$, $\gamma_1\dot{U}K_1$, $\gamma_2\dot{U}K_1$, $\gamma_3\dot{U}K_1$, $\gamma_4\dot{U}K_1$, $\gamma_5\dot{U}K_1$, $\zeta_1\dot{U}K_1$, $\zeta_2\dot{U}K_1$, $\zeta_4\dot{U}K_1$, $\zeta_5\dot{U}K_1$, $\zeta_6\dot{U}K_1$, and $\kappa_1\dot{U}K_1$

Dehkordi and Farr [4] characterized the set of nonseparating planar graphs as graphs that are outerplanar or a subgraph of wheel graphs, or a subgraph of elongated triangular prism graphs [4]. We have extended this research to the projective plane. In the plane, if a graph is nonseparating, it is also strongly nonseparating, so Dehkordi and Farr only have one theorem on the topic. For the projective plane, we have two theorems, though we are only able to characterize some such graphs, at this point.

Theorem 4.7. The set of nonseparating projective planar graphs includes the following:

- outer-projective-planar graphs
- subgraphs of wheel graphs
- subgraphs of elongated prism graphs
- the β family, the ϵ family, the γ family except γ_6 , the ζ family except ζ_3 , and κ_1

Theorem 4.8. The set of strongly nonseparating projective planar graphs includes the following:

- outer-projective-planar graphs
- subgraphs of wheel graphs
- subgraphs of elongated prism graphs
- the ϵ family, the γ family except γ_6 , the ζ family except ζ_3 , and κ_1

5 3-linked graphs

A *split 3-link* is a 3-link embedded in the plane with two pieces of the 3-link contained within an embedded S^1 with the third piece on the other side of the S^1 . If there exists no such S^1 , then the link is a *nonsplit 3-link*. A graph, G , is *intrinsically type I 3-linked (II3L)* if every embedding of G in the plane contains a nonsplit type I 3-link. Burkhart et al found three minor-minimal graphs in this set.

Proposition 5.1 (Burkhart et al [2]). The graphs $K_4 \dot{\cup} K_4$, $K_4 \dot{\cup} K_{3,2}$, and $K_{3,2} \dot{\cup} K_{3,2}$ are II3L.

They conjectured that this is the complete minor-minimal set. We have used their research as a foundation to explore the set of minor-minimal 3-linked graphs in the projective plane.

A *projective planar 3-link* is a disjoint collection of $3 - m$ S^1 's and m S^0 's, embedded into the projective plane, where $m \in \{1, 2\}$. If $m = 1$, this is a type I 3-link. If $m = 2$, this is a type II 3-link. A *split projective planar 3-link* is a 3-link embedded in the projective plane with two pieces of the 3-link contained within an embedded S^1 with the third piece on the other side of the S^1 . A *nonsplit projective planar 3-link* is when such an S^1 does exist. In the figures below, there are only two cases of type I nonsplit 3-links, which are labeled type Ia and type Ib.

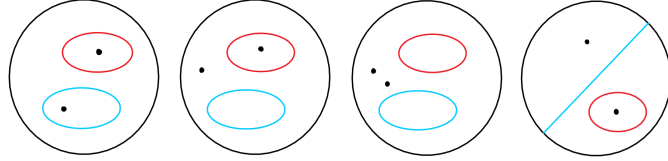


Figure 33: A type I 3-link with two S^1 and an S^0 . The embedding on the far left is nonsplit, and the rest are split. These embeddings are type Ia, as neither S^1 lies in a disk bounded by the other.

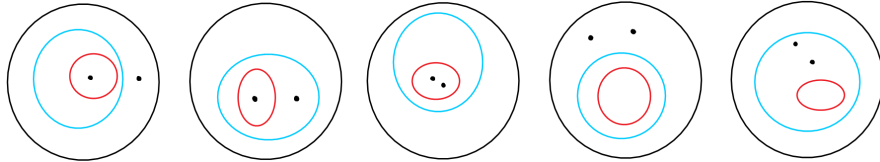


Figure 34: A type I 3-link with two S^1 and an S^0 . The embedding on the far left is nonsplit, and the rest are split. These embeddings are type Ib, as one S^1 lies in a disk bounded by the other.

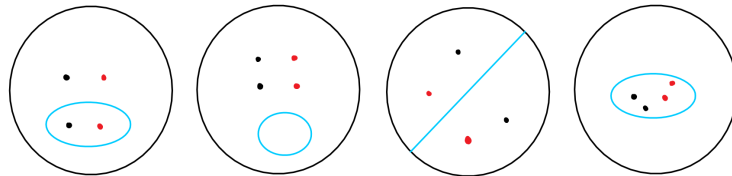


Figure 35: A type II 3-link with two S^0 and an S^1 . The embedding on the left is nonsplit, and the embedding in the middle and on the right are split.

A projective planar graph, G , is *intrinsically projective planar type I 3-linked (IPPI3L)* if every embedding of G in the projective plane has a type I projective planar 3-link. A graph, G , is *intrinsically projective planar type II 3-linked (IPPII3L)* if every embedding of G in the projective plane has a type II projective planar 3-link.

Suppose G is an embedded graph with a 0-homologous cycle. That cycle is a *weak separating cycle* if every vertex of the graph that is not in the cycle is in the interior of the cycle.

If a drawing of graph G in the projective plane is a *closed cell embedding*, that means every face of the graph can be bounded by a 0-homologous cycle. If a graph G is *closed nonseparating*, that means any nonseparating embedding of G in the projective plane is a closed cell embedding. An immediate result of this definition is the following.

Proposition 5.2. If G closed nonseparating and nonouter-projective planar, then $G \dot{\cup} K_1$ is separating.

Proof. Embed $G \dot{\cup} K_1$ in the projective plane. This drawing is called D . Remove the K_1 , creating a drawing of G , D_1 . This drawing has two cases. If D_1 is separating, then D is also separating. If D_1 is not separating, then the drawing is a closed cell embedding. Since it is nonouter-projective planar, no matter what face we embed K_1 into, there exists a cycle C such that C bounds the face and there exists a vertex v outside of C . Thus, drawing D must also be separating in this case. \square

5.1 IPPI3L graphs with three components

Proposition 5.3. There are four minor-minimal IPPI3L graphs made of three components. These graphs are $K_4 \dot{\cup} K_4 \dot{\cup} K_4$, $K_4 \dot{\cup} K_4 \dot{\cup} K_{3,2}$, $K_4 \dot{\cup} K_{3,2} \dot{\cup} K_{3,2}$, and $K_{3,2} \dot{\cup} K_{3,2} \dot{\cup} K_{3,2}$.

Proof. First, consider the graph $K_4 \dot{\cup} K_4 \dot{\cup} K_4$. We embed these components into the projective plane. If two K_4 components are embedded in the projective plane with 1-homologous cycles, they would intersect. So the two cases for the projective planar embedding are if all three K_4 components are embedded with all 0-homologous cycles, or two components are embedded with all 0-homologous cycles and the other is embedded with a 1-homologous cycle. When all three K_4 components are embedded with 0-homologous cycles, by Theorem 3.1, this is equivalent to if they were all affine embedded. Similarly, if one of the K_4 components is embedded with a 1-homologous cycle, the other two components can be deformed into affine embedded graphs. It has been proven that $K_4 \dot{\cup} K_4$ is II3L, by Proposition 5.1. Thus, this embedding also has a nonsplit type I 3-link, which means $K_4 \dot{\cup} K_4 \dot{\cup} K_4$ is intrinsically projective planar type I 3-linked.

Now, we will verify that $K_4 \dot{\cup} K_4 \dot{\cup} K_4$ is minor-minimal with respect to being an intrinsically projective planar type I 3-linked graph. Without loss of generality, take a minor that consists of two K_4 components and a component that is a minor of K_4 , which is outerplanar. Embed one K_4 with a 1-homologous cycle. Up to equivalence, there is only one such embedding. Now affine embed the other two components. The component that is a minor of K_4 is outerplanar. If a component is outerplanar, it does not contain a cycle with a vertex in its interior. This embedding does not contain a nonsplit type I 3-link. Therefore, $K_4 \dot{\cup} K_4 \dot{\cup} K_4$ is minor-minimal with respect to being an intrinsically projective planar type I 3-linked graph.

Next, consider the graphs $K_4 \dot{\cup} K_4 \dot{\cup} K_{3,2}$, $K_4 \dot{\cup} K_{3,2} \dot{\cup} K_{3,2}$, and $K_{3,2} \dot{\cup} K_{3,2} \dot{\cup} K_{3,2}$. These cases follow the same logic as the first case, because $K_{3,2}$ and K_4 are both minor-minimal nonouter-projective-planar graphs. \square

Proposition 5.4. There is no minor-minimal IPPI3L graph with four or more components.

Proof. Suppose G is a minor-minimal IPPI3L graph with exactly four components. Since Proposition 5.3 describes minor-minimal graphs on three components, we know that at most two of the four components of G have K_4 or $K_{3,2}$ as a minor. By Theorem 4.1, we know that at least two of the components of G will be outerplanar. Suppose the four components of G are labelled G_1 , G_2 , G_3 , and G_4 . Without loss of generality, suppose G_3 and G_4 are outerplanar.

Let D be an arbitrary drawing of $G_1 \dot{\cup} G_2$. Embed G_3 and G_4 into any face of D as affine outer-projective-planar drawings, so that neither G_3 lies in a face of G_4 or vice versa. Call this drawing D_1 . Since G is IPPI3L, there exists a projective planar type I 3-link in D_1 . If every vertex or edge of the

3-link is not in G_3 and G_4 , then $G_1 \dot{\cup} G_2$ is IPPI3L. Therefore, we can delete $G_3 \dot{\cup} G_4$, which means G is not minor-minimal.

If there is a vertex or edge of the 3-link in $G_3 \dot{\cup} G_4$, it is at most a vertex of the S_0 - they are outerplanar graphs, and by the way they were embedded, there cannot be a cycle bounding a vertex. Those two components contain only one vertex of the S^0 , and G_1 or G_2 contains for the second vertex.

Suppose we have a Type Ia nonsplit link, and G_3 or G_4 contains a vertex within an S^1 . The graph can be re-embedded where the components G_3 and G_4 are within the cycle with the other S^0 vertex.

Suppose we have a Type Ib link as in Case 2. Without loss of generality, suppose G_3 or G_4 contains the external vertex. Then, the graph can be re-embedded where the components G_3 and G_4 are within the disks bounded by the cycles of both S^1 pieces.

Thus, in either case, the graph does not have a nonsplit type I 3-link. Thus, this is a contradiction, which means that G_3 and G_4 must be disjoint from the 3-link. Thus, $G_1 \dot{\cup} G_2$ is IPPI3L. Therefore, we can delete $G_3 \dot{\cup} G_4$, which means G is not minor-minimal. Therefore, there is no minor-minimal IPPI3L graph with four components.

The argument is similar for every n component graph with $n \geq 4$ has 4 components. We can conclude that there is no minor-minimal IPPI3L graph with four or more components. \square

5.2 Planar separating graphs

The following generalizes part of Proposition 5.3.

Proposition 5.5. If G and H are separating projective planar graphs, and G is a planar graph, then $G \dot{\cup} H$ is IPPI3L.

Proof. Consider an arbitrary embedding of $G \dot{\cup} H$, creating drawing D_1 . Since G and H are separating projective planar graphs, there exist two disjoint 0-homologous cycles C_1 and C_2 that contains two vertices within them, v_1 and v_2 respectively. There are 2 cases: one cycle is in the interior of the other, or neither cycle contains the other. Consider the first case. Without loss of generality, C_1 is in the interior of C_2 . Because C_2 is separating, we know there is a vertex in the exterior of C_2 . This creates a Type 1a 3-link graph. Consider the second case. Since neither is in the interior of the other, we have two cycles with a vertex inside of them. This would be a Type 1b 3-link graph. Since we chose an arbitrary embedding of $G \dot{\cup} H$, this means we can conclude $G \dot{\cup} H$ is IPPI3L. \square

Conjecture 5.1. Suppose G and H are minor-minimal separating projective planar graphs that have planar embeddings. Also, suppose every minor of G and every minor of H is not closed nonseparating. Then $G \dot{\cup} H$ is minor-minimal IPPI3L if both G and H are not II3L.

An example of this is seen in Figure 36.

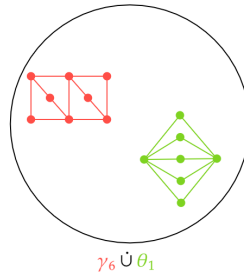


Figure 36: Graph $\gamma_6 \dot{\cup} \theta_1$ is IPPI3L, as both components are separating projective planar graphs.

5.3 Closed nonseparating graphs

Throughout this section, we assume G and H are projective planar graphs.

Proposition 5.6. Suppose G and H are nonouter-projective-planar. If G and H are closed nonseparating, then $G \dot{\cup} H$ is IPPI3L.

Proof. If we embed both G and H with affine embeddings, this will create a nonsplit type I 3-link, as both are nonouterplanar. So, without loss of generality, consider a drawing D_1 of G with at least one 1-homologous cycle. If D_1 is a separating drawing, it has a separating cycle C . If we embed H outside of C , this creates two disjoint separating cycles, which is a Type 1a 3-link. If we embed H inside the cycle C , this will create a Type 1b 3-link. Now, suppose we have a drawing D_2 of G that is nonseparating. This means that it is a closed cell embedding. No matter which face we embed H into, it will produce a Type 1b 3-link, as G is nonouterplanar so there will be a vertex outside of the face that H is embedded into. \square

Proposition 5.7. Suppose G and H are minor-minimal nonouter-projective-planar, where both of them are planar. Also, G and H are not II3L. If G and H are closed nonseparating, then $G \dot{\cup} H$ is minor-minimally IPPI3L.

Proof. Suppose G and H are minor-minimal nonouter-projective-planar and closed nonseparating. Also, suppose G and H are not II3L. We have proven in Proposition 5.6 that $G \dot{\cup} H$ is IPPI3L. Now, we will prove that $G \dot{\cup} H$ is minor-minimal under this property. Without loss of generality, suppose L is a minor of H . This means L is outer-projective-planar. Embed L as an outer-projective drawing, called D_1 . All vertices of L are contained in the boundary of one face, F . If we embed G into F , there is no 3-link, since G is not II3L. \square

Conjecture 5.2. The graphs ϵ_1 and all members of the ζ family except ζ_3 are closed nonseparating.

By Proposition 5.7 and Conjecture 5.2, there are many graphs that we conjecture to be minor-minimal IPPI3L. An example of this would be $\epsilon_1 \dot{\cup} \epsilon_1$, as shown in Figure 37.

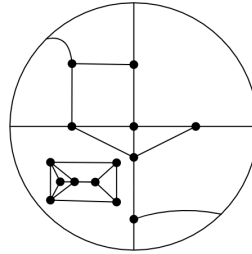


Figure 37: This graph is $\epsilon_1 \dot{\cup} \epsilon_1$

5.4 Graphs glued at a vertex

Suppose D is a planar drawing of a graph G . A vertex of G is a *separating planar vertex in D* if it is contained in all separating cycles of D and we will say that a vertex of G is a *separating planar vertex* if it is contained in all separating cycles for all planar drawings of G . The graphs η_1 and ζ_3 have no separating planar vertices. In the graph θ_1 , the two separating planar vertices are the degree 5 vertices. For ϵ_1 , γ_6 , δ_1 , and δ_2 the separating planar vertices are the degree 4 vertices.

Proposition 5.8. Suppose G is a separating projective planar graph that is planar and is not II3L. Then G glued at any vertex called v to ζ_3 is IPPI3L.

Proof. The graph ζ_3 has only two unique projective planar embeddings, as seen in Figures 21. No matter how ζ_3 is embedded, there is a separating cycle that does not go through v . Consider an arbitrary embedding of ζ_3 . Since every vertex is equivalent, without loss of generality, we pick vertex v to glue to G . Now we must embed G into the projective plane as well. Since G is separating, it will contain a separating cycle, no matter how it is embedded. Even if the separating cycle of G goes through vertex v , there exists a disjoint cycle in ζ_3 that does not go through vertex v . Thus, it has a type 1a 3-link. If ζ_3 is affine and embedded within a separating cycle of G , this creates a type 1b 3-link. We can conclude that every embedding with G and ζ_3 glued at a vertex will be IPPI3L. \square

Proposition 5.9. Suppose G is a minor-minimal nonouter-projective-planar graph. Also suppose G is connected, separating projective planar, and planar. The graph G glued at any vertex to ζ_3 is minor-minimal IPPI3L.

Proof. In Proposition 5.8, we proved G glued to ζ_3 at any vertex is IPPI3L. Now, we will prove that it is minor-minimal in regards to this property.

Suppose ζ_3 and G are glued by a vertex v . Consider a minor of this resulting graph, called H .

First, consider the case where H does not contain vertex v because v has been deleted. Graph H has at least two components. Consider the part of H that is a proper minor of either G or ζ_3 that is outer-projective-planar, and call it H_1 . Let D_1 be an outer-projective-planar drawing of H_1 . Then there exists a face F_1 of D_1 such that all the vertices of H_1 are in its boundary. Embed the other pieces of H in F_1 . This drawing is not projective-planar type I 3-linked.

Second, consider the case where H does contain vertex v . Consider the part of H that is a proper minor of either G or ζ_3 that is outer-projective-planar, and call it H_2 . Let D_2 be an outer-projective-planar drawing of H_2 . Then there exists a face F_2 of D_2 such that all the vertices of H_2 are in its boundary. Embed the other pieces of H in F_2 . This drawing is not projective-planar type I 3-linked.

We can conclude that G glued to ζ_3 at any vertex is minor-minimal IPPI3L. \square

Graph G in this proposition could be: the δ family, γ_6 , ζ_3 , η_1 , and θ_1

An example of this type of graph would be ζ_3 glued with γ_6 at any vertex, as shown in Figure 38.

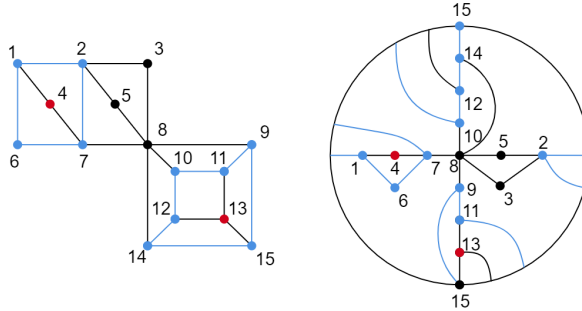


Figure 38: The graph ζ_3 glued with γ_6 glued at vertex 8. The graph is type 1a linked - the two S^1 's are highlighted in blue, and the S^0 are highlighted in red.

Conjecture 5.3. Let the graph G be two copies of ϵ_1 be glued together, where the two vertices that were glued, v_1 and v_2 , are not separating planar vertices. Then G is minor-minimal IPPI3L.

Conjecture 5.4. Let the graphs G and H be closed nonseparating, nonouter-projective-planar, and planar. Suppose the vertex v_1 of G and v_2 of H are glued together at vertex v , where v_1 and v_2 are not separating planar vertices. The resulting graph will be IPPI3L.

Conjecture 5.5. Let the graphs G and H be closed nonseparating, minor-minimal nonouter-projective-planar, and planar. Suppose the vertex v_1 of G and v_2 of H are glued together at vertex v , where v_1 and v_2 are not separating planar vertices. The resulting graph will be minor-minimal IPPI3L.

5.5 Nonplanar and nonouter-projective-planar graphs

Throughout this section, assume G is a projective planar graph. In this section, we examine graphs that are the disjoint union of two components. One component is a graph that is nonplanar and nonouter-projective-planar, and the second component is a graph that is nonouterplanar. We prove that the union results in an IPPI3L graph. We also show that the property of being planar or outer-projective-planar is a minor closed property. Following that, we give conditions to make graphs that minor-minimal in regards to that property. Finally, we characterize graphs that are minor-minimal nonplanar and nonouter-projective-planar.

Proposition 5.10. Suppose a graph G has the property that it has a planar embedding or an outer-projective-planar embedding. This property is a minor closed property.

Proof. Follows, since being planar is a minor closed property, as is being outer-projective planar. \square

For a graph G to be nonplanar and nonouter-projective-planar, it must have as minors one minor-minimal nonouter-projective planar graph and one minor-minimal nonplanar graph.

Corollary 5.1. The set of minor-minimal nonplanar and nonouter-projective-planar graphs is finite. This is because of Robertson and Seymour’s Minor Theorem [10].

A *closed cell embedding* is an embedding where every face is bounded by a 0-homologous cycle.

Lemma 5.1. All projective planar embeddings of K_5 and $K_{3,3}$ are closed cell embeddings.

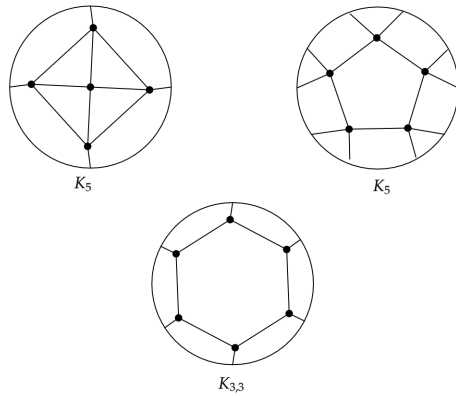


Figure 39: Up to symmetry, these are the only possible embeddings of K_5 and $K_{3,3}$ [9].

Proof. First consider K_5 . It follows from Maharry et al that there are exactly two classes of embeddings of (unlabelled) K_5 (see Figure 43 of [9]). Next, consider $K_{3,3}$. Maharry et al show every embedding of labelled $K_{3,3}$ in Figure 40 [9]. It appears as if there are many embeddings, but they are all equivalent, ignoring the labels. Thus, there is only embedding of $K_{3,3}$. \square

Given a graph G with vertex v in G , define a *vertex splitting* of v to be the graph G' obtained from G with vertex set $V(G) - \{v\} \cup \{v_1, v_2\}$ and edge set including (v_1, v_2) , and G is the result of contracting G' along (v_1, v_2) .

Lemma 5.2. Let D be a closed cell projective planar drawing of graph G . If we split a vertex in that drawing so that the new drawing D_1 remains projective planar, then D_1 is also closed cell.

Proof. Arbitrarily choose a projective planar drawing D_1 of graph G . Let v be the vertex in D_1 that we are splitting.

1. If v is degree 0, this will create a disjoint edge. This will not effect the faces, so the same 0-homologous cycles that bound the faces of D will also bound the faces of D_1 . Thus, D_1 is a closed cell embedding, which means every projective planar drawing of K_1 is a closed cell embedding.
2. If v is degree 1, this will also not affect the faces, so the same 0-homologous cycles that bound the faces of D will also bound the faces of D_1 . Thus, D_1 is a closed cell embedding, which means every projective planar drawing of K_1 is a closed cell embedding.
3. If v is degree 2 or higher, we arbitrarily split the vertex. An example is seen in Figure 40. The splitting only affected the face boundary cycles of two faces of the graph - the rest remained the same. The two faces that were affected remain bounded by 0-homologous cycles, which are one vertex longer.

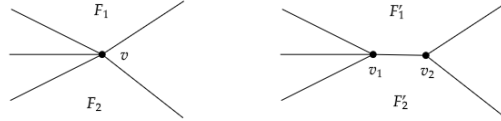


Figure 40: Splitting a vertex

□

Let G be a planar graph and C in G is a cycle. Then we will say that we have a path P *glued in* C when we connect an n -path such that the endpoints are glued to two different vertices in C , and the path does not intersect C anywhere else.

Lemma 5.3. Suppose H is a graph with all its projective planar embeddings are closed cell embeddings. Suppose graph G is a connected and projective planar graph that is created by splitting vertices and adding paths glued in the cycles C of H . Then all projective planar embeddings of G are closed cell embeddings.

Proof. Suppose H is a graph with all its projective planar embeddings are closed cell embeddings. For case one, suppose we add a path glued in cycle C of G , creating G_1 . Arbitrarily choose a projective planar drawing D_1 of G_1 . Note that D_1 is a drawing of H with a path added. Since H has only closed cell embeddings, no matter what face the path is in, it will divide a face that is bounded by a 0-homologous cycle. This results in two faces, which are each bounded by two 0-homologous cycles. Thus, D_1 is a closed cell embedding, which means every projective planar drawing of G_1 is a closed cell embedding. For case two, suppose we split a vertex in H to create G_1 . By Lemma 5.2, every projective planar drawing of G_2 is a closed cell embedding. Therefore, for every G created by gluing paths in cycles of H , or splitting vertices in H , all the projective planar embeddings of G are closed cell embeddings. □

Corollary 5.2. Suppose G is a nonplanar graph obtained by either splitting vertices or gluing paths in the cycles of $K_{3,3}$ or K_5 . All projective planar embeddings of G are closed cell embeddings.

Proof. Suppose a nonplanar graph G has a projective planar drawing D . Since G is nonplanar, then it contains $K_{3,3}$ or K_5 as a minor. By Lemma 5.1, all the projective planar embeddings of $K_{3,3}$ and K_5 are closed cell embeddings. By Lemma 5.3, all the projective planar embeddings of G are also closed cell embeddings. We can conclude all projective planar embeddings of a nonplanar graph G are closed cell embeddings. \square

Proposition 5.11. Let G and H be projective planar. Suppose G is nonplanar and nonouter-projective-planar, and all its planar minors are not II3L. Also, suppose G is obtained by either splitting vertices or gluing paths in the cycles of $K_{3,3}$ or K_5 . Also suppose H is planar and nonouterplanar. Then $G\dot{\cup}H$ is IPPI3L.

Proof. Suppose graph G is nonplanar projective planar and nonouter-projective-planar, and H is nonouterplanar. First, embed G into the projective plane. Call the drawing D . Then, embed H in any face F of D . By Corollary 5.2, D must be a closed cell embedding, which means F is bounded by a 0-homologous cycle, C_1 . Since G is nonouter-projective-planar, then there is a vertex that is not in the closure of F . Label this vertex v_1 . Because H is nonouterplanar, it has K_4 or $K_{3,2}$ as a minor. Without loss of generality, suppose it has a K_4 subdivision. The vertex that is within the outer cycle of the K_4 subdivision and v_1 constitute the S^0 piece. The cycle C_1 and the cycle that bounds K_4 are the two S^1 's. This means this graph is IPPI3L. \square

An example of a graph that would be IPPI3L by Proposition 5.11 would be $K_6\dot{\cup}K_{3,2}$, because K_6 is nonplanar and nonouter-projective-planar, and $K_{3,2}$ is planar and nonouterplanar.

We will define the term *separating cycles* to be 0-homologous cycles in a drawing of a graph that contain at least one vertex in its interior and one vertex on its exterior. The next proof is about graphs that do not have two disjoint separating cycles in every drawing of the graph.

Proposition 5.12. Let G and H be projective planar. Suppose G is minor-minimal nonplanar and nonouter-projective-planar, and all its planar minors are not II3L. Also, suppose G is obtained by either splitting vertices or gluing paths in the cycles of $K_{3,3}$ or K_5 . Also suppose H is minor-minimal nonouterplanar. This implies that $G\dot{\cup}H$ is minor-minimal IPPI3L.

Proof. Suppose G is projective planar, minor-minimal nonplanar, and nonouter-projective-planar. Since we have assumed all of G 's planar minors are not II3L, it does not have two disjoint separating cycles. Suppose H is projective planar and minor-minimal nonouterplanar. In Proposition 5.11, we proved that $G\dot{\cup}H$ is IPPI3L. Now, we will prove that $G\dot{\cup}H$ is minor-minimal under this property.

Suppose we have a minor of G , L . Since L is a minor, it must be planar or outer-projective-planar. First, suppose L is outer-projective-planar. Then embed L in the projective plane, with an outer projective drawing D_1 . Then embed H in D_1 inside the face that contains all the vertices in its closure. That is 3-linkless. Second, suppose L is planar. Affine embed L in the projective plane. Embed H with a 1-homologous cycle. We know H will not have a cycle bounding a vertex, because H is either K_4 or $K_{3,2}$. Also, L can have at most one cycle bounding a vertex, because it is not II3L. Thus, the minor is not IPPI3L.

Next, suppose J is a minor of H that is outerplanar. Embed G in the projective plane. Call the drawing D_2 . Now embed J in D_2 . The embedding of J will not have a cycle bounding a vertex, and G can have at most one. Thus, the minor is not IPPI3L. We can conclude that $G\dot{\cup}K$ is minor-minimal IPPI3L. \square

Now, let us examine the set of graphs that are minor-minimal nonplanar and nonouter-projective-planar, that do not have two disjoint separating cycles. The graphs ϵ_4 , ϵ_6 , and κ_1 have these properties. Now let us consider K_6 . It is nonplanar and nonouter-projective-planar, but it is not minor-minimal.

Proposition 5.13. The graph K_6 minus two edges, where the edges may or may not be adjacent, is minor-minimal nonplanar and nonouter-projective-planar.

Proof. The two graphs - $K_6 - 2e$ where the edges are adjacent or nonadjacent - are both nonouter-projective-planar because they have γ_1 as a minor. Also, they both are nonplanar because they contain K_5 as a minor.

Now, consider deleting a third edge. If we delete a three edges that connect to the same vertex, the resulting graph is outer-projective-planar. If we delete two edges that connect to the same vertex and a third that is disjoint, the resulting graph is outer-projective-planar. If we delete three edges that form a path, the resulting graph is planar. If we delete three edges that form a 3-cycle, the resulting graph is outer-projective-planar. If we delete three disjoint edges, the resulting graph is planar. Thus, we cannot subtract a third edge and keep the desired properties.

Because we cannot subtract a third edge, this means we also cannot delete a vertex. We also cannot contract an edge, as this would result in a graph that has only five vertices, K_5 has an outer-projective-planar embedding, as shown in Figure 39. Thus, $K_6 - 2e$ is minor-minimal nonplanar and nonouter-projective-planar. \square

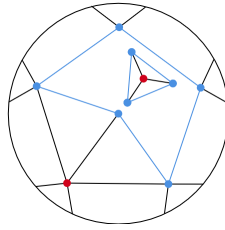


Figure 41: This graph is $(K_6 - 2e) \dot{\cup} K_4$. The blue cycles are the two S^1 's, and the red vertices are the two pieces of the S^0 .

Next, consider the other graphs in the Petersen family. The Petersen family is the set of seven graphs that can be obtained from the Petersen graph by repeated $\Delta - Y$ and $Y - \Delta$ exchanges. The family also includes K_6 . All other members of the family have κ_1 as a minor. Therefore, they would not be minor-minimal nonplanar and nonouter-projective-planar.

The graph κ_1 has $K_{3,3}$ as a minor. Exploring graphs that have K_5 as a minor may yield more graphs in the set.

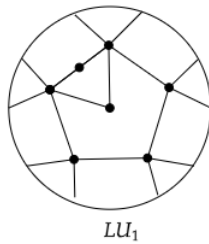


Figure 42: This graph has both K_5 and γ_3 as minors, so it is minor-minimal nonplanar and nonouter-projective-planar.

Proposition 5.14. The graph LU_1 , pictured in Figure 42, is minor-minimal nonplanar and nonouter-projective-planar.

Proof. Now we want to prove this graph is minor-minimal with regards to being nonplanar and nonouter-projective-planar. There are three types of edges, given different colors in the drawing below.

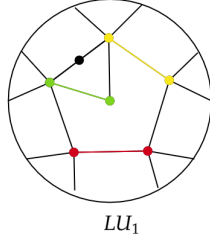


Figure 43: Different types of edges of LU_1

The green edge shows an edge that connects a degree 2 and degree 5 vertex. If we delete the green edge, the graph is outer-projective-planar. The red edge shows an edge that connects two degree 4 vertices. If we delete the red edge, the resulting minor is planar. The yellow edge connects a degree 4 and degree 5 vertex. If we delete the yellow edge, the resulting minor is planar. This means that we also cannot delete vertices, because that would delete edges. Now consider edge contractions. If we contract the green edge, the resulting minor will be outer-projective-planar. If we contract the yellow or red edges, the resulting minor will be planar. Thus we can conclude that this graph is minor-minimal with regards to being nonplanar and nonouter-projective-planar. \square

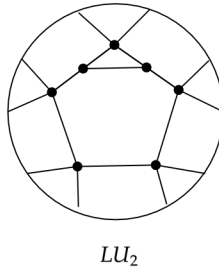


Figure 44: This graph has both K_5 and ϵ_1 as minors, so it is minor-minimal nonplanar and nonouter-projective-planar.

Proposition 5.15. The graph LU_2 , pictured in Figure 44, is minor-minimal nonplanar and nonouter-projective-planar.

Proof. Now we want to prove this graph is minor-minimal with regards to being nonplanar and nonouter-projective-planar. There are three types of edges, given different colors in the drawing below.

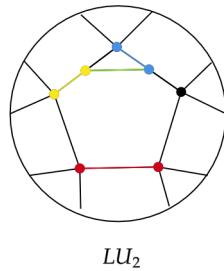


Figure 45: Different types of edges of LU_2 .

The green edge connects two degree 3 vertices. If we delete the green edge, the resulting minor will be outer-projective-planar. The red edge connects two degree 4 vertices. If we delete the red edge, the resulting minor will be planar. The yellow edge connects a degree 3 and a degree 4 vertex. If we delete the yellow edge, the resulting minor will be outer-projective-planar. The blue edge also connects a degree 3 and a degree 4 vertex, where the degree 4 vertex is adjacent to the other degree 3 vertex. If we delete the blue edge, the resulting minor is outer-projective-planar. This means we also cannot delete a vertex, as this will delete an edge. If we contract the green edge, the resulting graph will be outer-projective-planar. If we contract the red edge, the resulting minor is planar. If we contract the yellow edge, the resulting minor is outer-projective-planar. If we contract the blue edge, the resulting minor is outer-projective-planar. Thus, we can conclude this graph is minor-minimal nonplanar and nonouter-projective-planar. \square

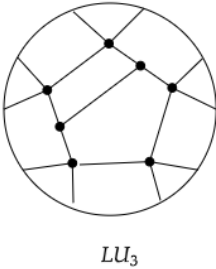


Figure 46: A graph that contains both K_5 and γ_1 as minors, so it is nonplanar and nonouter-projective-planar.

Proposition 5.16. The graph LU_3 , pictured in Figure 46, is minor-minimally nonplanar and nonouter-projective-planar.

Proof. Now we want to prove this graph is minor-minimal with regards to being nonplanar and nonouter-projective-planar. There are three types of edges, given different colors in the drawing below.

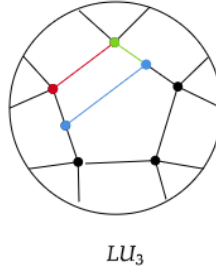


Figure 47: Different types of edges of LU_3 .

The green edge connects a degree 3 vertex and a degree 4 vertex. If we delete the green edge, the resulting minor will be planar. The red edge connects two degree 4 vertices. If we delete the red edge, the resulting minor will be outer-projective-planar. The blue edge connects two degree 3 vertices. If we delete the blue edge, the resulting minor will be outer-projective-planar. This means we also cannot delete a vertex, as this will delete an edge.

If we contract the green edge, the resulting graph will be outer-projective-planar. If we contract the red edge, the resulting minor is planar. If we contract the blue edge, the resulting minor is planar. Thus, we can conclude this graph is minor-minimal nonplanar and nonouter-projective-planar. \square

Proposition 5.17. Any graph of the form $G\dot{\cup}H$, where G is minor-minimal nonouter-projective-planar and nonplanar, G is not II3L, and H is minor-minimal nonouterplanar, is minor-minimal IPPI3L. That is, H is either K_4 or $K_{3,2}$, and G is either $K_6 - 2e$, ϵ_4 , ϵ_6 , κ_1 , LU_1 , LU_2 , LU_3 , or some other minor-minimal nonouter-projective-planar and nonplanar graph that is not II3L.

Proof. This directly follows from Propositions 5.12, 5.13, 5.14, 5.15, and 5.16. \square

5.6 Summary and Open Questions

Proposition 5.18. The following graphs are minor-minimal IPPI3L:

- $K_4\dot{\cup}K_4\dot{\cup}K_4$, $K_4\dot{\cup}K_4\dot{\cup}K_{3,2}$, $K_4\dot{\cup}K_{3,2}\dot{\cup}K_{3,2}$ or $K_{3,2}\dot{\cup}K_{3,2}\dot{\cup}K_{3,2}$ (Proposition 5.3).
- $G\dot{\cup}H$, where G and H are minor-minimal nonouter-projective-planar, not II3L, and closed nonseparating. (Proposition 5.7).
- G glued at any vertex to ζ_3 , where G is a minor-minimal nonouter-projective-planar, separating projective planar, and planar (Proposition 5.9).
- $G\dot{\cup}H$, where G is minor-minimal nonplanar and nonouter-projective-planar, and not II3L, and H is minor-minimal nonouterplanar. This includes $(K_6 - 2e)\dot{\cup}H$, $\epsilon_4\dot{\cup}H$, $\epsilon_6\dot{\cup}H$, $\kappa_1\dot{\cup}H$, $LU_1\dot{\cup}H$, $LU_2\dot{\cup}H$, and $LU_3\dot{\cup}H$, where H is either K_4 or $K_{3,2}$ (Proposition 5.17).

There are open questions that remain unexplored. First, what is the complete set of minor-minimal IPPI3L graphs? We have discovered many graphs, but the set has not been completed. One potential direction would be to examine minor-minimal separating graphs that are glued at an edge rather than a vertex. Secondly, an open question would be what characterizes IPPII3L graphs, especially minor-minimal ones? Also, what is the complete set of graphs that are minor-minimal nonplanar and nonouter-projective-planar? Finally, what is the complete set of graphs that are closed nonseparating?

6 Acknowledgements

This material is based upon work obtained by the research group at the 2021 Research Experience for Undergraduates Program at SUNY Potsdam and Clarkson University, advised by Joel Foisy and supported by the National Science Foundation under Grant No. H98230-21-1-0336; St. Catharine's College, University of Cambridge; and Universidad Aut3noma del Estado de Hidalgo.

References

- [1] Archdeacon, D.; Hartsfield, N.; Little, C.H.H.; Mohar, B., *Obstruction sets for outer-projective-planar graphs*. *Ars Combinatoria*. Vol 49 (1998), 113-127.
- [2] Burkhart, M.; Castillo, A.; Doane, J.; Foisy, J.; Negron, C., *Intrinsically spherical 3-linked graphs*, arXiv, 2107.08953, math.CO, 2021.
- [3] Chartrand, G.; Harary, F., *Planar permutation graphs*. *Ann. Inst. H. Poincaré Sect. B (N.S.)* 3 (1967), 433-438.

- [4] Dehkordi, H.; Farr, G., *Nonseparating planar graphs*. The Electronic Journal of Combinatorics. Vol 28, No. 1. Jan 2021.
- [5] Diestel R, *Graph theory*. Springer-Verlag, GTM 173, 5th edition 2016/17.
- [6] Foisy, J., Knowles, E.; Nolasco Hernandez, U; Shen, Y; Topete Galván, L; Wickham, L., *Intrinsically projectively linked graphs*, preprint.
- [7] Glover, H.; Huneke, J.; San Wang, C., *103 Graphs that are irreducible for the projective plane*. Journal of Combinatorial Theory, Series B 27 (1979), 332-370.
- [8] Halin, R., *Über einen graphentheoretischen Basisbegriff und seine Anwendung auf Färbensprobleme*, Doctoral thesis, Köln, 1962.
- [9] Maharry, J.; Robertson, N.; Sivaraman, V.; Slilaty, D., *Flexibility of projective-planar embeddings*. Journal of Combinatorial Theory, Series B 122 (2017), 241-300.
- [10] Robertson, N., Seymour, P.D., *Graph minors. XX. Wagner's conjecture*, J. Combin. Theory Ser. B 92 (2004), no. 2, 325–357.
- [11] Whitney, H., *Congruent graphs and the connectivity of graphs*. American Journal of Mathematics, 54 (1932), 61-79.