

MULTI-DIMENSIONAL DUAL-BLIND DECONVOLUTION APPROACH TOWARD JOINT RADAR-COMMUNICATIONS

Roman Jacome[†], Kumar Vijay Mishra[‡], Edwin Vargas[†], Brian M. Sadler[‡], and Henry Arguello[†]

[†]Universidad Industrial de Santander, Bucaramanga, Colombia, 680002

[‡]United States DEVCOM Army Research Laboratory, Adelphi, MD 20783 USA

ABSTRACT

We consider a joint multiple-antenna radar-communications system in a co-existence scenario. Contrary to conventional applications, wherein at least the radar waveform and communications channel are known or estimated *a priori*, we investigate the case when the channels and transmit signals of both systems are unknown. In radar applications, this problem arises in multistatic or passive systems, where transmit signal is not known. Similarly, highly dynamic vehicular or mobile communications may render prior estimates of wireless channel unhelpful. In particular, the radar signal reflected-off multiple targets is overlaid with the multi-carrier communications signal. In order to extract the unknown continuous-valued target parameters (range, Doppler velocity, and direction-of-arrival) and communications messages, we formulate the problem as a sparse dual-blind deconvolution and solve it using atomic norm minimization. Numerical experiments validate our proposed approach and show that precise estimation of continuous-valued channel parameters, radar waveform, and communications messages is possible up to scaling ambiguities.

Index Terms— Array signal processing, atomic norm, dual-blind deconvolution, joint radar-communications, passive sensing.

1. INTRODUCTION

The increasingly limited spectrum for radar and communications applications has led to the development of joint radar-communications (JRC) systems. This emerging spectrum-sharing paradigm also has advantages of low cost, compact size, and less power consumption [1–4]. Broadly, the following JRC modalities have emerged: co-design [5], cooperation [6], and co-existence [7]. In spectral co-design, a common transmit waveform and hardware units are envisaged to achieve an optimal spectrum usage. The cooperation model requires information from one system to aid the objectives of the other thereby leading to sensing-assisted communications and communications-assisted sensing applications. In spectral co-existence, radar and communications transmit and access the channel independently and focus on mitigating the mutual interference at the receiver. This

This research was sponsored by the Army Research Office/Laboratory under Grant Number W911NF-21-1-0099, and the VIE project 9834 entitled “Dual blind deconvolution for joint radar-communications processing”. K. V. M. acknowledges partial support from the National Academies of Sciences, Engineering, and Medicine via Army Research Laboratory Harry Diamond Distinguished Postdoctoral Fellowship. Research was sponsored by the Army Research Laboratory and was accomplished under Cooperative Agreement Number W911NF-21-2-0288. The views and conclusions contained in this document are those of the authors and should not be interpreted as representing the official policies, either expressed or implied, of the Army Research Laboratory or the U.S. Government. The U.S. Government is authorized to reproduce and distribute reprints for Government purposes notwithstanding any copyright notation herein.

scenario presents more difficult challenges in separating the overlaid radar and communications signals at the receiver. In this paper, we focus on spectral coexistence problem.

Conventionally, the transmit waveform of radar is known at the receiver and this knowledge is useful in extracting the unknown target parameters. In wireless communications, the channel estimates are available to the receiver, whose goal is to estimate the unknown transmitted messages. However, in certain radar and communications applications both signals and channels are unknown to the receiver. For instance, passive [8] and multistatic [9] sensing for low-cost and efficient covert operations may not have knowledge of the transmitted waveform [10]. In mobile radio [11] and vehicular networks [12], the channel is highly dynamic and its prior estimates may be outdated. Therefore, a general spectral coexistence scenario comprises of a common receiver [13], wherein both radar and communications channels and their respective transmit signals are unknown.

In our previous work [14], we modeled the extraction of all four of these quantities, i.e. radar and communications channels and signals, as a *dual-blind deconvolution* (DBD), wherein the observation is a sum of two convolutions and all four signals being convolved need to be estimated. This formulation is related to (single-)blind deconvolution (BD), a longstanding problem that occurs in a variety of engineering and scientific applications [15–17]. The DBD problem in [14] employed a single antenna and did not estimate direction-of-arrival (DoA) for either radar targets or communications signals.

In this paper, we study DBD for spectral coexistence when the receiver employs a uniform linear array (ULA) antenna. As a result, there are three continuous-valued target parameters (range, Doppler velocity and DoA), communications messages and communications DoA need to be estimated. We solve this three-dimensional (3-D) DBD by exploiting the sparsity of both radar and communications channels and formulating the problem as an atomic norm minimization (ANM) [18, 19]. The ANM facilitates recovering continuous-valued parameters and has been previously leveraged in applications such as line spectrum denoising [20], spectral super-resolution [21, 22], multi measurement vector line spectrum estimation [23], and DoA estimation [24]. Among prior works, ANM was employed for 1-D BD in [25] using a subspace representation of the modulating signal [26]. Some studies have applied ANM to 2-D [27] and 3-D [28] blind super-resolution. In this paper, following our previous work [14] that also exploited ANM to solve 2-D DBD, we cast the 3-D DBD as a multi-variate ANM. We then obtain the semidefinite program (SDP) of its dual problem by using properties of positive trigonometric polynomials.

The rest of the paper is organized as follows. In the next section, we present the coexistence system model of the 3-D DBD. Section 3 presents the proposed 3-D ANM formulation, its dual problem and SDP. Section 4 validates our proposed approach via several numerical

experiments. We conclude in Section 5.

Throughout this paper, we reserve boldface lowercase, boldface uppercase, and calligraphic letters for vectors, matrices, and index sets, respectively. We denote the transpose, conjugate, Hermitian, and trace by $(\cdot)^T$, $(\cdot)^*$, $(\cdot)^H$, and $\text{Tr}(\cdot)$, respectively. The identity matrix of size $N \times N$ is \mathbf{I}_N . $\|\cdot\|_p$ is the ℓ_p norm. For notational convenience, the variables with subindex r refer to the signals and parameters related to the radar system, while those with subindex c refer to the communications system, we denote the n -th entry of a vector as $\mathbf{x}[n]$.

2. SYSTEM MODEL

Consider a ULA-based receiver (Fig. 1) with N_r antennas. The receiver admits overlaid radar and communications signals convolved by their respective channels. The transmit radar signal $x_r(t) = \sum_{p=1}^P s(t - pT)$ is a train of P pulses $s(t)$ transmitted at a pulse repetition interval (PRI) T . The transmitted communications signal is a set of P messages such that $x_c(t) = \sum_{p=1}^P v_p(t - pT)$, where $v(t)$ is a modulated orthogonal frequency-division multiplexing (OFDM) signal with K modulating frequencies given by $v_p(t) = \sum_{k=1}^K \mathbf{g}_p[k] e^{-j2\pi k \Delta f t}$, where $\mathbf{g}_p[k]$ is the p -th message modulated by the k -th frequency.

Consider L radar targets, whose unknown parameters are encapsulated in $L \times 1$ vectors $\boldsymbol{\alpha}_r$, $\boldsymbol{\tau}_r$, $\boldsymbol{\nu}_r$ and $\boldsymbol{\beta}_r$ which contain the targets' complex reflectivity, time delays, Doppler velocities and DoA, respectively. The radar channel is

$$\mathbf{h}_r(t) = \sum_{\ell=1}^L \boldsymbol{\alpha}_r[\ell] \mathbf{b}(\boldsymbol{\beta}_r[\ell]) \delta(t - \boldsymbol{\tau}_r[\ell]) e^{-j2\pi \boldsymbol{\nu}_r[\ell] t}, \quad (2.1)$$

where $\mathbf{b}(\boldsymbol{\beta}) = [1, e^{-j2\pi\beta}, \dots, e^{-j2\pi(N_r-1)\beta}]$, $\beta = \sin(\theta)/2$ is a steering vector, θ is the angle of arrival, and β is DoA. Similarly, the communications channel is

$$\mathbf{h}_c(t) = \sum_{q=1}^Q \boldsymbol{\alpha}_c[q] \mathbf{b}(\boldsymbol{\beta}_c[q]) \delta(t - \boldsymbol{\tau}_c[q]) e^{-j2\pi \boldsymbol{\nu}_c[q] t}. \quad (2.2)$$

The received signal at the ULA receiver is

$$\begin{aligned} \mathbf{y}(t) &= [y_1(t), \dots, y_{N_r}(t)]^T \\ &= x_r(t) * \mathbf{h}_r(t) + x_c(t) * \mathbf{h}_c(t) \\ &= \sum_{p=1}^P \sum_{\ell=1}^L \boldsymbol{\alpha}_r[\ell] \mathbf{b}(\boldsymbol{\beta}_r[\ell]) s(t - pT - \boldsymbol{\tau}_r[\ell]) e^{-j2\pi \boldsymbol{\nu}_r[\ell] t} + \\ &\quad \sum_{k=1}^K \sum_{q=1}^Q \boldsymbol{\alpha}_c[q] \mathbf{g}_p[k] e^{-j2\pi k \Delta f (t - pT - \boldsymbol{\tau}_c[q])} \mathbf{b}(\boldsymbol{\beta}_c[q]) e^{-j2\pi \boldsymbol{\nu}_c[q] t}. \end{aligned}$$

Rewrite the received signal as $\mathbf{y}(t) = \sum_{p=1}^P \tilde{\mathbf{y}}_p(t)$. Our measurements are determined in terms of shifted signals $\mathbf{y}_p(t) = \tilde{\mathbf{y}}_p(t + pT)$, such that the signals $\tilde{\mathbf{y}}_p(t + pT)$ are time-aligned with $\mathbf{y}_0(t)$. Therefore, the signal $\mathbf{y}_1(t)$ and the shifted signals $\mathbf{y}_p(t)$ contain the same set of parameters. We compute the continuous-time Fourier transform (CTFT) of $\mathbf{y}_p(t)$ in $f \in [-\frac{B}{2}, \frac{B}{2}]$, with $p = 1, \dots, P$ and uniform sampling at $f_n = \frac{Bn}{M} = n\Delta f$, with $n = -N, \dots, N$, $M = 2N + 1$. For the sake of simplicity, set $M = K$, i.e. samples in the frequency domain at the OFDM separation frequency Δf [29]; however, this is not necessary for our recovery procedure. This produces the CTFT as

$$\tilde{\mathbf{y}}_p(f_n) = \sum_{\ell=1}^L \boldsymbol{\alpha}_r[\ell] \tilde{s}(f_n) \mathbf{b}(\boldsymbol{\beta}_r[\ell]) e^{-j2\pi(n\Delta f \boldsymbol{\tau}_r[\ell] + \boldsymbol{\nu}_r[\ell] pT)} +$$

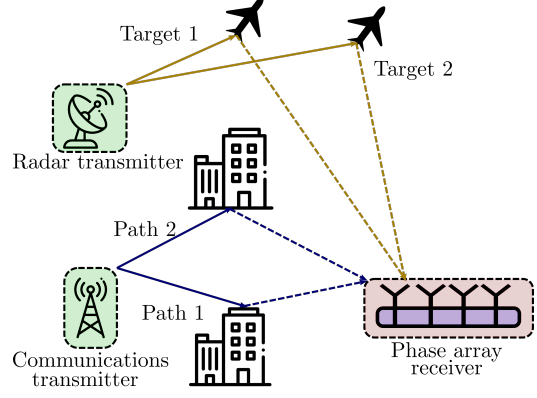


Fig. 1. Independent radar and communications sources transmit toward multiple targets and through multiple paths respectively. The radar signal reflected-off the targets and communications signals are received by a ULA-based JRC receiver.

$$\sum_{q=1}^Q \mathbf{g}_p[n] \mathbf{b}(\boldsymbol{\beta}_c[q]) e^{-j2\pi(n\Delta f \boldsymbol{\tau}_c[q] + \boldsymbol{\nu}_c[q] pT)}, \quad (2.3)$$

where $\tilde{s}(f)$ is the Fourier transform of $s(t)$.

We introduce the index sequence $m = 1, \dots, MP$ where $m = n + N + Np$. The vector $\mathbf{y} = [\tilde{\mathbf{y}}_0^T, \dots, \tilde{\mathbf{y}}_{MP}^T]^T \in \mathbb{C}^{N_r MP}$ contains all samples for every receiver antenna and $\tilde{\mathbf{y}}_m \in \mathbb{C}^{N_r}$. Normalize the parameters $\boldsymbol{\tau}_r[\ell] = \frac{\boldsymbol{\tau}_r[\ell]}{T}$, $\boldsymbol{\nu}_r[\ell] = \frac{\boldsymbol{\nu}_r[\ell]}{\Delta f}$, $\boldsymbol{\tau}_c[q] = \frac{\boldsymbol{\tau}_c[q]}{T}$, $\boldsymbol{\nu}_c[q] = \frac{\boldsymbol{\nu}_c[q]}{\Delta f}$, such that $\boldsymbol{\tau}_r[\ell], \boldsymbol{\nu}_r[\ell], \boldsymbol{\beta}_r[\ell], \boldsymbol{\tau}_c[q], \boldsymbol{\nu}_c[q], \boldsymbol{\beta}_c[q] \in [0, 1]$. Vectorize $\tilde{s}(f_n)$ as $\mathbf{s}[n] = \tilde{s}(f_n)$ and $\mathbf{g}[m] = \mathbf{g}_p[n]$. This yields

$$\begin{aligned} \tilde{\mathbf{y}}_m &= \sum_{\ell=1}^L \boldsymbol{\alpha}_r[\ell] \mathbf{s}[n] \mathbf{b}(\boldsymbol{\beta}_r[\ell]) e^{-j2\pi(n\boldsymbol{\tau}_r[\ell] + \boldsymbol{\nu}_r[\ell] p)} + \\ &\quad \sum_{q=1}^Q \boldsymbol{\alpha}_c[q] \mathbf{g}[m] \mathbf{b}(\boldsymbol{\beta}_c[q]) e^{-j2\pi(n\boldsymbol{\tau}_c[q] + \boldsymbol{\nu}_c[q] p)}. \end{aligned} \quad (2.4)$$

Our goal is to estimate the set of radar and communications parameters $\boldsymbol{\alpha}_r$, $\boldsymbol{\tau}_r$, $\boldsymbol{\nu}_r$, $\boldsymbol{\beta}_r$, $\boldsymbol{\alpha}_c$, $\boldsymbol{\tau}_c$, $\boldsymbol{\nu}_c$, and $\boldsymbol{\beta}_c$, when the radar pulses \mathbf{s} and communications symbols \mathbf{g} are also unknown. In this inverse problem, the number of unknowns is $O(3LMPN_r(L + Q))$ and, therefore, it is highly ill-posed. Our strategy to solve this problem is by assuming that \mathbf{s} and \mathbf{g} lie in a given low-dimensional subspace [25, 26], i.e., $\mathbf{s} = \mathbf{T}\mathbf{v}$, $\mathbf{g} = \mathbf{D}\mathbf{u}$, where $\mathbf{v} \in \mathbb{C}^K$ is the unknown coefficient vector of the radar waveform, $\mathbf{u} = [\mathbf{u}_1^T, \dots, \mathbf{u}_P^T]^T \in \mathbb{C}^{PK}$ is a vector containing the P coefficient vectors of the communications messages such that $\mathbf{u}_p \in \mathbb{C}^K$, the matrices $\mathbf{T} \in \mathbb{C}^{M \times K}$ and $\mathbf{D} \in \mathbb{C}^{MP \times PK}$ are the known random transformation matrices. Moreover, $\mathbf{D} = \text{blockdiag}(\mathbf{D}_1, \dots, \mathbf{D}_P)$, $\mathbf{D}_p \in \mathbb{C}^{M \times K}$ such that

$$\mathbf{D} = \begin{bmatrix} \mathbf{D}_1 & \mathbf{0} & \dots & \mathbf{0} \\ \mathbf{0} & \mathbf{D}_2 & \dots & \mathbf{0} \\ \mathbf{0} & \mathbf{0} & \ddots & \vdots \\ \mathbf{0} & \mathbf{0} & \dots & \mathbf{D}_P \end{bmatrix},$$

Thus, we rewrite the signal in (2.4) as

$$\tilde{\mathbf{y}}_m = \sum_{\ell=1}^L \boldsymbol{\alpha}_r[\ell] \mathbf{t}_n^H \mathbf{v} \mathbf{b}(\boldsymbol{\beta}_r[\ell]) e^{-j2\pi(n\boldsymbol{\tau}_r[\ell] + \boldsymbol{\nu}_r[\ell] p)} +$$

$$\sum_{q=1}^Q \alpha_c[q] \mathbf{d}_m^T \mathbf{u} \mathbf{b}(\beta_c[q]) e^{-j2\pi(n\tau_c[q] + \nu_c[q]p)}. \quad (2.5)$$

Define the steering vector for the continuous-valued time-delay and Doppler modulation parameters $\mathbf{a}(\tau, \nu) = [e^{j2\pi(\tau(-N) + \nu(1))}, \dots, e^{j2\pi(\tau(N) + \nu(0))}, \dots, e^{j2\pi(\tau(N) + \nu(P))}] \in \mathbb{C}^{MP}$ and the vector $\mathbf{w}(\mathbf{r}) = \mathbf{a}(\tau, \nu) \otimes \mathbf{b}(\beta) \in \mathbb{C}^{N_r MP}$ with $\mathbf{r} = [\tau_r, \nu_r, \beta_r]$. The channel vectors become $\mathbf{h}_r = \sum_{\ell=1}^L \alpha_r[\ell] \mathbf{w}(\mathbf{r}_\ell)$ and $\mathbf{h}_c = \sum_{q=1}^Q \alpha_c[q] \mathbf{w}(\mathbf{c}_q)$, where $\mathbf{c} = [\tau_c, \nu_c, \beta_c]$. We express the full measurement vector as

$$\mathbf{y}_j = \mathbf{h}_r^H \mathbf{e}_j \mathbf{t}_n \mathbf{u} + \mathbf{h}_c^H \mathbf{e}_j \mathbf{d}_m \mathbf{v}, \quad (2.6)$$

where the index $j = 1, \dots, N_r MP$ follows the sequence $j = m + MP r$, $r = 1, \dots, N_r$ and \mathbf{e}_j is the j -th canonical vector of $\mathbb{R}^{N_r MP}$.

Define the matrices $\mathbf{G}_j = \mathbf{e}_j \mathbf{t}_n^H \in \mathbb{C}^{N_r MP \times K}$, $\mathbf{A}_j = \mathbf{e}_j \mathbf{d}_m^H \in \mathbb{C}^{N_r MP \times PK}$ as random sensing matrices. Denote $\mathbf{X}_r = \mathbf{u} \mathbf{h}_r^H \in \mathbb{C}^{K \times N_r MP}$, $\mathbf{X}_c = \mathbf{v} \mathbf{h}_c^H$ as rank-one matrices that contain the unknown variables (channel parameters and signal coefficients). The measurement vector is a linear transformation of \mathbf{X}_r and \mathbf{X}_c

$$\mathbf{y} = \mathcal{B}_r(\mathbf{X}_r) + \mathcal{B}_c(\mathbf{X}_c), \quad (2.7)$$

where the linear operator $\mathcal{B}_r : \mathbb{C}^{K \times N_r MP} \rightarrow \mathbb{C}^{N_r MP}$, $\mathcal{B}_c : \mathbb{C}^{PK \times N_r MP} \rightarrow \mathbb{C}^{N_r MP}$ are defined as $\mathcal{B}_r(\mathbf{X}_r)[j] = \text{Tr}(\mathbf{G}_j \mathbf{X}_r)$ and $\mathcal{B}_c(\mathbf{X}_c)[j] = \text{Tr}(\mathbf{A}_j \mathbf{X}_c)$.

3. MULTI-DIMENSIONAL DBD

The radar and communications channels are characterized by a few continuous-valued parameters $L + Q \ll MP N_r$. Leveraging the sparse nature of these channels, we use ANM framework [19] for super-resolved estimations of continuous-valued channel parameters. For the overlaid radar-communications signal, we formulate the parameter recovery as the minimization of two atomic norms, each corresponding to the radar and communications signal trails. Define the sets of atoms for the radar and communications signals as, respectively,

$$\mathcal{A}_r = \left\{ \mathbf{u} \mathbf{w}(\mathbf{r})^H : \mathbf{r} \in [0, 1]^3, \|\mathbf{u}\|_2 = 1 \right\} \quad (3.1)$$

$$\mathcal{A}_c = \left\{ \mathbf{v} \mathbf{w}(\mathbf{c})^H : \mathbf{c} \in [0, 1]^3, \|\mathbf{v}\|_2 = 1 \right\}. \quad (3.2)$$

The corresponding atomic norms are

$$\|\mathbf{X}_r\|_{\mathcal{A}_r} = \inf_{\substack{\alpha_r[\ell] \in \mathbb{C}, \tau_\ell \in [0, 1]^3 \\ \|\mathbf{u}\|_2 = 1}} \left\{ \sum_{\ell} |\alpha_r[\ell]| \|\mathbf{Z}_r = \sum_{\ell} \alpha_r[\ell] \mathbf{u} \mathbf{w}(\mathbf{r}_\ell)^H\| \right\}$$

$$\|\mathbf{X}_c\|_{\mathcal{A}_c} = \inf_{\substack{\alpha_c[q] \in \mathbb{C}, \mathbf{c}_q \in [0, 1]^3 \\ \|\mathbf{v}\|_2 = 1}} \left\{ \sum_q |\alpha_c[q]| \|\mathbf{Z}_c = \sum_q \alpha_c[q] \mathbf{v} \mathbf{w}(\mathbf{c}_q)^H\| \right\}$$

Consequently, our proposed ANM problem is

$$\underset{\mathbf{X}_r, \mathbf{X}_c}{\text{minimize}} \|\mathbf{X}_r\|_{\mathcal{A}_r} + \|\mathbf{X}_c\|_{\mathcal{A}_c} \text{ subject to } \mathbf{y} = \mathcal{B}_r(\mathbf{X}_r) + \mathcal{B}_c(\mathbf{X}_c). \quad (3.3)$$

In order to formulate the SDP of the above-mentioned ANM, we employed the dual optimization problem for the DBD developed in [14] which results in

$$\underset{\mathbf{q}}{\text{maximize}} \langle \mathbf{q}, \mathbf{y} \rangle_{\mathbb{R}} \text{ subject to } \|\mathcal{B}_r^*(\mathbf{q})\|_{\mathcal{A}_r}^* \leq 1, \|\mathcal{B}_c^*(\mathbf{q})\|_{\mathcal{A}_c}^* \leq 1, \quad (3.4)$$

where $\mathcal{B}_r^* : \mathbb{C}^{N_r MP} \rightarrow \mathbb{C}^{K \times N_r MP}$ and $\mathcal{B}_c^* : \mathbb{C}^{N_r MP} \rightarrow \mathbb{C}^{PK \times N_r MP}$ are adjoint operators of \mathcal{B}_r and \mathcal{B}_c , respectively, and defined as $\mathcal{B}_r^*(\mathbf{q}) = \sum_{r=1}^{N_r} \sum_{p=1}^P \sum_{n=-N}^N \mathbf{q}[j] \mathbf{G}_j^H$ and

$\mathcal{B}_c^*(\mathbf{q}) = \sum_{r=1}^{N_r} \sum_{p=1}^P \sum_{n=-N}^N \mathbf{q}[j] \mathbf{A}_j^H$. In order to formulate SDP, we use the following vector-valued positive trigonometric polynomials

$$\mathbf{f}_r(\mathbf{r}) = \sum_{r=1}^{N_r} \sum_{p=1}^P \sum_{n=-N}^N \mathbf{q}[j] \mathbf{G}_j^H \mathbf{w}(\mathbf{r}) \in \mathbb{C}^K, \quad (3.5)$$

$$\mathbf{f}_c(\mathbf{c}) = \sum_{r=1}^{N_r} \sum_{p=1}^P \sum_{n=-N}^N \mathbf{q}[j] \mathbf{A}_j^H \mathbf{w}(\mathbf{c}) \in \mathbb{C}^{KP}, \quad (3.6)$$

each of which is parameterized by positive definite matrices [30].

Using the Bounded Real Lemma [30], we convert the constraints on (3.4) to linear matrix inequalities. The optimization problem in (3.4) is equivalent to the SDP

$$\begin{aligned} & \underset{\mathbf{q}, \mathbf{Q}}{\text{maximize}} \quad \langle \mathbf{q}, \mathbf{y} \rangle_{\mathbb{R}} \\ & \text{subject to } \mathbf{Q} \succeq 0, \\ & \begin{bmatrix} \mathbf{Q} & \hat{\mathbf{Q}}_r^H \\ \hat{\mathbf{Q}}_r & \mathbf{I}_K \end{bmatrix} \succeq 0, \\ & \begin{bmatrix} \mathbf{Q} & \hat{\mathbf{Q}}_c^H \\ \hat{\mathbf{Q}}_c & \mathbf{I}_{KP} \end{bmatrix} \succeq 0, \\ & \text{Tr}(\Theta_n \mathbf{Q}) = \delta_n, \end{aligned} \quad (3.7)$$

where $\hat{\mathbf{Q}}_r = \sum_{r=1}^{N_r} \sum_{p=1}^P \sum_{n=-N}^N \mathbf{q}[j] \mathbf{G}_j^H \in \mathbb{C}^{N_r MP \times K}$ and $\hat{\mathbf{Q}}_c = \sum_{r=1}^{N_r} \sum_{p=1}^P \sum_{n=-N}^N \mathbf{q}[j] \mathbf{A}_j^H \in \mathbb{C}^{N_r MP \times PK}$ are the coefficients of 3-D trigonometric polynomials, the matrix $\Theta_n = \Theta_{n_3} \otimes \Theta_{n_2} \otimes \Theta_{n_1}$, where Θ_n is the Toeplitz matrix with ones in the n -th diagonal with $0 < n_1 < m_1$, $-m_2 < n_2 < m_2$ and $-m_3 < n_3 < m_3$. Here, we define $m_1 = P - 1$, $m_2 = N - 1$ and $m_3 = N_r - 1$. Finally, $\delta_n = 1$ if $\mathbf{n} = [0, 0, 0]$ and 0 otherwise. This SDP formulation is solved by employing off-the-shelf solvers. The following proposition states the conditions for exact recovery of the radar and communications channels parameters.

Proposition 3.1. Denote $\mathcal{R} = \{\mathbf{r}_\ell\}_{\ell=0}^{L-1}$ and $\mathcal{C} = \{\mathbf{c}_q\}_{q=0}^{Q-1}$. The solutions of (3.3) are $\hat{\mathbf{Z}}_r$ and $\hat{\mathbf{Z}}_c$. Then, $\hat{\mathbf{Z}}_r = \mathbf{Z}_r$ and $\hat{\mathbf{Z}}_c = \mathbf{Z}_c$ are the optimal solutions of (3.3) if there exist two 3-D trigonometric polynomials with complex coefficients \mathbf{q} such that

$$\mathbf{f}_r(\mathbf{r}_\ell) = \text{sign}(\alpha_r[\ell]) \mathbf{u} \quad \text{if } \forall \mathbf{r}_\ell \in \mathcal{R}, \quad (3.8)$$

$$\mathbf{f}_c(\mathbf{c}_q) = \text{sign}(\alpha_c[q]) \mathbf{v} \quad \text{if } \forall \mathbf{c}_q \in \mathcal{C}, \quad (3.9)$$

$$\|\mathbf{f}_r(\mathbf{r})\|_2^2 < 1 \quad \forall \mathbf{r} \in [0, 1]^3 \setminus \mathcal{R}, \quad (3.10)$$

$$\|\mathbf{f}_c(\mathbf{c})\|_2^2 < 1 \quad \forall \mathbf{c} \in [0, 1]^3 \setminus \mathcal{C}, \quad (3.11)$$

where $\text{sign}(c) = \frac{c}{|c|}$.

Proof. The variable \mathbf{q} is dual feasible.

$$\begin{aligned} \langle \mathbf{q}, \mathbf{y} \rangle_{\mathbb{R}} &= \langle \mathcal{B}_r^*(\mathbf{q}), \mathbf{X}_r \rangle_{\mathbb{R}} + \langle \mathcal{B}_c^*(\mathbf{q}), \mathbf{X}_c \rangle_{\mathbb{R}} \\ &= \sum_{\ell=1}^L \alpha_r[\ell]^* \langle \mathcal{B}_r^*(\mathbf{q}), \mathbf{u} \mathbf{w}(\mathbf{r}_\ell)^H \rangle_{\mathbb{R}} + \sum_{q=1}^Q \alpha_c[q]^* \langle \mathcal{B}_c^*(\mathbf{q}), \mathbf{v} \mathbf{w}(\mathbf{c}_q)^H \rangle_{\mathbb{R}} \\ &= \sum_{\ell=1}^L \alpha_r[\ell]^* \langle \mathbf{f}_r(\mathbf{r}_\ell), \mathbf{u} \rangle_{\mathbb{R}} + \sum_{q=1}^Q \alpha_c[q]^* \langle \mathbf{f}_c(\mathbf{c}_q), \mathbf{v} \rangle_{\mathbb{R}} \\ &= \sum_{\ell=1}^L \alpha_r[\ell]^* \text{sign}(\alpha_r[\ell]) + \sum_{q=1}^Q \alpha_c[q]^* \text{sign}(\alpha_c[q]) \\ &= \sum_{\ell=1}^L |\alpha_r[\ell]| + \sum_{q=1}^Q |\alpha_c[q]| \geq \|\mathbf{X}_r\|_{\mathcal{A}_r} + \|\mathbf{X}_c\|_{\mathcal{A}_c}. \end{aligned} \quad (3.12)$$

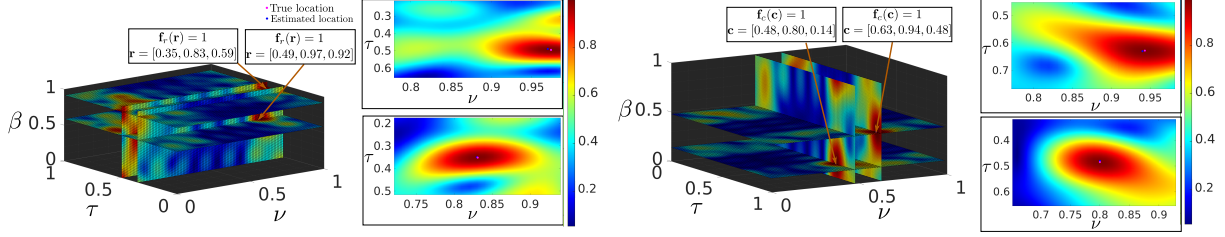


Fig. 2. Radar and communications channel parameter estimation in the 3-D vector-valued positive trigonometric polynomial.

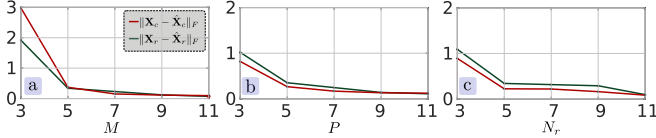


Fig. 3. Statistical performance of ANM-based DBD in terms of recovery error when (a) number of samples M , (b) number of pulses/messages P and (c) antennas N_r are varied.

On the other hand, it follows from Hölder inequality that

$$\langle \mathbf{q}, \mathbf{y} \rangle_{\mathbb{R}} = \langle \mathcal{B}_r^*(\mathbf{q}), \mathbf{X}_r \rangle_{\mathbb{R}} + \langle \mathcal{B}_c^*(\mathbf{q}), \mathbf{X}_c \rangle_{\mathbb{R}} \quad (3.13)$$

$$\leq \|\mathcal{B}_r^*(\mathbf{q})\|_{\mathcal{A}_r}^* \|\mathbf{X}_r\|_{\mathcal{A}_r} + \|\mathcal{B}_c^*(\mathbf{q})\|_{\mathcal{A}_c}^* \|\mathbf{X}_c\|_{\mathcal{A}_c} \quad (3.14)$$

$$\leq \|\mathbf{X}_r\|_{\mathcal{A}_r} + \|\mathbf{X}_c\|_{\mathcal{A}_c}, \quad (3.15)$$

where the first inequality is due to Cauchy-Schwarz inequality and the last inequality follows from (3.8), (3.9), (3.10), and (3.11). Therefore, based on (3.12) and (3.15), we conclude that $\langle \mathbf{q}, \mathbf{y} \rangle_{\mathbb{R}} = \|\mathbf{X}_r\|_{\mathcal{A}_r} + \|\mathbf{X}_c\|_{\mathcal{A}_c}$ showing that the pair $(\mathbf{X}_r, \mathbf{X}_c)$ is primal optimal and, from strong duality, \mathbf{q} is dual optimal. \square

Computing the dual polynomials in (3.5) and (3.6) yields the estimated channel parameters $\{\hat{\mathbf{r}}_\ell\}_{\ell=1}^L$, $\{\hat{\mathbf{c}}_q\}_{q=1}^Q$. The radar and communications coefficients vectors \mathbf{v} and \mathbf{u} are then estimated by solving an over-determined linear system of equations. Define the matrices $\mathbf{W}_r \in \mathbb{C}^{MPN_r \times LJ}$ and $\mathbf{W}_c \in \mathbb{C}^{MPN_r \times PQJ}$ as

$$\mathbf{W}_r = \begin{bmatrix} \mathbf{w}(\hat{\mathbf{r}}_1)^H \mathbf{A}_1 & \dots & \mathbf{w}(\hat{\mathbf{r}}_L)^H \mathbf{A}_1 \\ \vdots & \ddots & \vdots \\ \mathbf{w}(\hat{\mathbf{r}}_0)^H \mathbf{A}_{MPN_r} & \dots & \mathbf{w}(\hat{\mathbf{r}}_L)^H \mathbf{A}_{MPN_r} \end{bmatrix},$$

and

$$\mathbf{W}_c = \begin{bmatrix} \mathbf{w}(\hat{\mathbf{c}}_1)^H \mathbf{G}_1 & \dots & \mathbf{w}(\hat{\mathbf{c}}_Q)^H \mathbf{G}_1 \\ \vdots & \ddots & \vdots \\ \mathbf{w}(\hat{\mathbf{c}}_1)^H \mathbf{G}_{MPN_r} & \dots & \mathbf{w}(\hat{\mathbf{c}}_Q)^H \mathbf{G}_{MPN_r} \end{bmatrix}.$$

Denote the vector containing the desired coefficient vectors as $\mathbf{z} = [\alpha_c[1]\mathbf{u}, \dots, \alpha_r[L]\mathbf{u}^T, \alpha_c[1]\mathbf{v}^T, \dots, \alpha_c[Q]\mathbf{v}^T]^T$ and define the matrix $\mathbf{W} = [\mathbf{W}_r, \mathbf{W}_c]$. The coefficient vector is then recovered (up to a scaling factor) by solving $\mathbf{W}\mathbf{z} = \mathbf{y}$, through, say, least-squares. It only requires linear independence of columns of the matrix \mathbf{W} because the matrices depends on the values of steering vectors $\mathbf{w}(\hat{\mathbf{r}}_\ell)$, $\mathbf{w}(\hat{\mathbf{c}}_q)$. When the parameter set \mathbf{r} achieves a minimum separation [31], i.e. $|\beta_i - \beta_k| \geq \frac{5}{N_r}$, $|\nu_i - \nu_k| \geq \frac{5}{P}$, $|\tau_i - \tau_k| \geq \frac{5}{M}$, for all $k \neq i$, the system matrix has full column rank.

4. NUMERICAL EXPERIMENTS

To evaluate the proposed method, we considered a scenario with $M = 9$, $P = 9$, $N_r = 3$, $Q = L = 2$ and $K = 3$. The delay, Doppler, and DoA parameters were drawn from a random uniform distribution, which results in $\mathbf{r}_1 = [0.3520, 0.831, 0.585]$, $\mathbf{r}_2 = [0.495, 0.974, 0.919]$, $\mathbf{c}_1 = [0.485, 0.800, 0.142]$, and $\mathbf{c}_2 = [0.628, 0.943, 0.475]$. The columns of the transformation matrices \mathbf{T} and \mathbf{D}_p were generated following the distribution described in [25], i.e. $\mathbf{t}_n = [1, e^{j2\pi\sigma_n}, \dots, e^{j2\pi(K-1)\sigma_n}]$, where $\sigma_n \sim \mathcal{N}(0, 1)$. The parameters α_r and α_c were drawn from a normal distribution with $|\alpha_r[\ell]| = |\alpha_c[q]| = 1$. The coefficient vectors \mathbf{u}, \mathbf{v} were generated from a normal random distribution and normalized $\|\mathbf{u}\| = \|\mathbf{v}\| = 1$. We used the CVX SDPT3 solver [32].

The solution to the dual problem yields the dual trigonometric polynomials, which we computed on discrete 3-D time-delay, Doppler, and DoA domains with a sampling step of $1e-3$. The resulting dual polynomials are shown in Fig. 2, where slices of the 3-D polynomial at the ground truth position on the β and τ dimension are displayed. The polynomials $\|\mathbf{f}_r(\mathbf{r})\|$ and $\|\mathbf{f}_c(\mathbf{c})\|$ are unity at the locations corresponding to the targets/paths. The plots are accompanied by 2-D slices in the τ and ν planes at the ground truth value of β .

Next, we studied the statistical performance of the method by varying the number of samples M , number of pulses/messages P and receivers N_r . We ran 40 realizations for each experiment and computed the mean of the Frobenious norm $\|\mathbf{X}_r - \hat{\mathbf{X}}_r\|_F$ and $\|\mathbf{X}_c - \hat{\mathbf{X}}_c\|_F$. Fig 3(a) shows the performance with varying the number of samples M while keeping $P = 5$ and $N_r = 3$ fixed. Fig 3(b) illustrates the same by varying the number pulses/messages P for fixed $M = 5$, $N_r = 3$. Finally, for $M = 5$ and $P = 3$, Fig. 3(c) plots the recovery error with changes in the number of antennas N_r .

5. SUMMARY

We proposed a 3-D DBD approach for ULA-based JRC receiver. The channels of both radar and communications were modeled as sparse signals that encapsulated time-delays, Doppler velocities and DoA parameters. We minimized a sum of atomic norms to estimate these continuous-valued parameters. Utilizing the theories of positive trigonometric polynomials, we obtained the SDP of the dual problem as well as performance guarantees. The results show perfect recovery with sufficient number of samples as predicted by our analytical result.

6. REFERENCES

- [1] K. V. Mishra, M. R. Bhavani Shankar, V. Koivunen, B. Ottersten, and S. A. Vorobyov, "Toward millimeter wave joint

- radar-communications: A signal processing perspective,” *IEEE Signal Processing Magazine*, vol. 36, no. 5, pp. 100–114, 2019.
- [2] G. Duggal, S. Vishwakarma, K. V. Mishra, and S. S. Ram, “Doppler-resilient 802.11ad-based ultrashort range automotive joint radar-communications system,” *IEEE Transactions on Aerospace and Electronic Systems*, vol. 56, no. 5, pp. 4035–4048, 2020.
 - [3] A. M. Elbir, K. V. Mishra, and S. Chatzinotas, “Terahertz-band joint ultra-massive MIMO radar-communications: Model-based and model-free hybrid beamforming,” *IEEE Journal of Special Topics in Signal Processing*, 2021, in press.
 - [4] A. M. Elbir, K. V. Mishra, M. R. B. Shankar, and S. Chatzinotas, “The rise of intelligent reflecting surfaces in integrated sensing and communications paradigms,” *arXiv preprint arXiv:2204.07265*, 2022.
 - [5] J. Liu, K. V. Mishra, and M. Saquib, “Co-designing statistical MIMO radar and in-band full-duplex multi-user MIMO communications,” *arXiv preprint arXiv:2006.14774*, 2020.
 - [6] M. Bică and V. Koivunen, “Radar waveform optimization for target parameter estimation in cooperative radar-communications systems,” *IEEE Transactions on Aerospace and Electronic Systems*, vol. 55, no. 5, pp. 2314–2326, 2018.
 - [7] L. Wu, K. V. Mishra, M. R. Bhavani Shankar, B. Ottersten *et al.*, “Resource allocation in heterogeneously-distributed joint radar-communications under asynchronous Bayesian tracking framework,” *IEEE Journal on Selected Areas in Communications*, 2022, in press.
 - [8] S. Sedighi, K. V. Mishra, M. B. Shankar, and B. Ottersten, “Localization with one-bit passive radars in narrowband internet-of-things using multivariate polynomial optimization,” *IEEE Transactions on Signal Processing*, vol. 69, pp. 2525–2540, 2021.
 - [9] S. H. Dokhanchi, B. S. Mysore, K. V. Mishra, and B. Ottersten, “A mmWave automotive joint radar-communications system,” *IEEE Transactions on Aerospace and Electronic Systems*, vol. 55, no. 3, pp. 1241–1260, 2019.
 - [10] H. Kuschel, D. Cristallini, and K. E. Olsen, “Tutorial: Passive radar tutorial,” *IEEE Aerospace and Electronic Systems Magazine*, vol. 34, no. 2, pp. 2–19, 2019.
 - [11] A. Neskovic, N. Neskovic, and G. Paunovic, “Modern approaches in modeling of mobile radio systems propagation environment,” *IEEE Communications Surveys & Tutorials*, vol. 3, no. 3, pp. 2–12, 2000.
 - [12] S. Olariu and M. C. Weigle, *Vehicular networks: From theory to practice*. Chapman and Hall/CRC, 2009.
 - [13] P. Vouras, K. V. Mishra, A. Artusio-Glimpse, S. Pinilla, A. Xenaki, D. W. Griffith, and K. Egiazarian, “An overview of advances in signal processing techniques for classical and quantum wideband synthetic apertures,” *arXiv preprint arXiv:2205.05602*, 2022.
 - [14] E. Vargas, K. V. Mishra, R. Jacome, B. M. Sadler, and H. Arguello, “Joint radar-communications processing from a dual-blind deconvolution perspective,” in *IEEE International Conference on Acoustics, Speech and Signal Processing*, 2022, pp. 5622–5626.
 - [15] S. M. Jefferies and J. C. Christou, “Restoration of astronomical images by iterative blind deconvolution,” *The Astrophysical Journal*, vol. 415, p. 862, 1993.
 - [16] G. Ayers and J. C. Dainty, “Iterative blind deconvolution method and its applications,” *Optics letters*, vol. 13, no. 7, pp. 547–549, 1988.
 - [17] K. Abed-Meraim, W. Qiu, and Y. Hua, “Blind system identification,” *Proceedings of the IEEE*, vol. 85, no. 8, pp. 1310–1322, 1997.
 - [18] V. Chandrasekaran, B. Recht, P. A. Parrilo, and A. S. Willsky, “The convex geometry of linear inverse problems,” *Foundations of Computational Mathematics*, vol. 12, no. 6, pp. 805–849, 2012.
 - [19] G. Tang, B. N. Bhaskar, P. Shah, and B. Recht, “Compressed sensing off-the grid,” *IEEE Transactions on Information Theory*, vol. 59, no. 11, pp. 7465–7490, 2013.
 - [20] B. N. Bhaskar, G. Tang, and B. Recht, “Atomic norm denoising with applications to line spectral estimation,” *IEEE Transactions on Signal Processing*, vol. 61, no. 23, pp. 5987–5999, 2013.
 - [21] K. V. Mishra, M. Cho, A. Kruger, and W. Xu, “Spectral super-resolution with prior knowledge,” *IEEE Transactions on Signal Processing*, vol. 63, no. 20, pp. 5342–5357, 2015.
 - [22] W. Xu, J.-F. Cai, K. V. Mishra, M. Cho, and A. Kruger, “Precise semidefinite programming formulation of atomic norm minimization for recovering d -dimensional ($d \geq 2$) off-the-grid frequencies,” in *IEEE Information Theory and Applications Workshop*, 2014, pp. 1–4.
 - [23] Y. Li and Y. Chi, “Off-the-grid line spectrum denoising and estimation with multiple measurement vectors,” *IEEE Transactions on Signal Processing*, vol. 64, no. 5, pp. 1257–1269, 2015.
 - [24] P. Chen, Z. Chen, Z. Cao, and X. Wang, “A new atomic norm for DOA estimation with gain-phase errors,” *IEEE Transactions on Signal Processing*, vol. 68, pp. 4293–4306, 2020.
 - [25] Y. Chi, “Guaranteed blind sparse spikes deconvolution via lifting and convex optimization,” *IEEE Journal of Selected Topics in Signal Processing*, vol. 10, no. 4, pp. 782–794, 2016.
 - [26] D. Yang, G. Tang, and M. B. Wakin, “Super-resolution of complex exponentials from modulations with unknown waveforms,” *IEEE Transactions on Information Theory*, vol. 62, no. 10, pp. 5809–5830, 2016.
 - [27] M. A. Suliman and W. Dai, “Mathematical theory of atomic norm denoising in blind two-dimensional super-resolution,” *IEEE Transactions on Signal Processing*, vol. 69, pp. 1681–1696, 2021.
 - [28] M. A. Suliman and D. Wei, “Exact three-dimensional estimation in blind super-resolution via convex optimization,” in *Annual Conference on Information Sciences and Systems*, 2019, pp. 1–9.
 - [29] L. Zheng and X. Wang, “Super-resolution delay-Doppler estimation for OFDM passive radar,” *IEEE Transactions on Signal Processing*, vol. 65, no. 9, pp. 2197–2210, 2017.
 - [30] B. Dumitrescu, *Positive trigonometric polynomials and signal processing applications*. Springer, 2007.
 - [31] R. Heckel, “Super-resolution MIMO radar,” in *IEEE International Symposium on Information Theory*, 2016, pp. 1416–1420.
 - [32] M. Grant, S. Boyd, and Y. Ye, “CVX: Matlab software for disciplined convex programming,” 2009.