

On the Design of Integral Multiplex Control Protocols for Nonlinear Network Systems with Delays [★]

Shihao Xie ^a, Giovanni Russo ^b

^a*School of Electrical and Electronic Engineering, University College Dublin, Ireland (e-mail: shihao.xie1@ucdconnect.ie)*

^b*Department of Information and Electrical Engineering and Applied Mathematics, University of Salerno, Italy (e-mail: giovarusso@unisa.it)*

Abstract

We consider the problem of designing control protocols for possibly nonlinear networks with delays that not only allow the fulfillment of some desired behaviour, but also simultaneously guarantee the rejection of polynomial disturbances and the non-amplification of other classes of disturbances across the network. To address this problem, we propose the systematic use of multiplex architectures to deliver integral control protocols ensuring the desired disturbance rejection and non-amplification properties. We then present a set of sufficient conditions to assess these properties and hence to design the multiplex architecture for both leaderless and leader-follower networks with time-varying references consisting of possibly heterogeneous nonlinearly coupled agents affected by communication delays. The effectiveness of our conditions, which are also turned into an optimisation problem allowing protocol design, is illustrated via both in-silico and experimental validations with a real hardware set-up.

1 Introduction

Driven by the introduction of low-cost, high performance and connected devices, network systems have considerably increased their size and complexity. In this context, we tackle the challenge of designing control protocols for the network that do not only guarantee the fulfillment of some desired behaviour, but also satisfy the following requirements: (i) ensure that certain classes of disturbances are rejected, i.e., steady state errors caused by these disturbances are compensated; (ii) guarantee that the disturbances that are not rejected are not amplified across the network. Vehicle platoons (Stüdl et al., 2017; Feng et al., 2019; Monteil et al., 2019), robot formations (Liu et al., 2018; Li et al., 2019), power grids (Dörfler and Bullo, 2014; Silva et al., 2022), neural (Jafarpour et al., 2021; Revay and Manchester, 2020; Xie et al., 2021) and biochemical (Qian and Del Vecchio, 2018) networks are just few examples of network systems for which these two control requirements cannot be neglected. Motivated by this, in the present paper we study the problem of designing control protocols for networks that not only allow the achievement of some desired behaviours, but also, by means of integral actions, allow rejection of polynomial disturbances and ensure the non-amplification of other classes of disturbances across the network. We cap-

ture the fulfillment of these requirements via a *scalability* property of the network (see Section 3 for definitions).

Related works. The study of multiplex networks has emerged within the physics and control literature. We refer to (Mucha et al., 2010; De Domenico et al., 2013; Tran et al., 2020; Gomez et al., 2013; Burbano Lombana and di Bernardo, 2016) and references therein for a set of results, with literature reviews, on these networks. We now briefly survey some related works on disturbance propagation in networks. The study of how disturbances propagate within a network system is a central topic for the platooning of autonomous vehicles. In particular, the key idea behind several definitions of string stability (Swaroop and Hedrick, 1996) in the literature is that of giving upper bounds on the deviations induced by disturbances that are uniform with respect to the platoon size, see e.g. (Ploeg et al., 2014; Besselink and Johansson, 2017; Monteil et al., 2019). These works assume delay-free inter-vehicle communications and an extension to delayed platoons with linear vehicle dynamics can be found in e.g. (di Bernardo et al., 2015). In this context, we also recall (Xie and Russo, 2023) where networks with heterogeneous delays are considered and network stability (a weaker notion than scalability) is investigated in the presence of disturbances. Consensus stability for (disturbance-free) robotic networks subject to delays is instead considered in (Fan et al., 2021). The

[★] An early version of this paper, without proofs and considering a special case only, presented at NecSys 22.

problem of designing a distributed integral action (Freeman et al., 2006; Andreasson et al., 2014; Seyboth and Allgöwer, 2015) has been recently considered in the context of string stability to design protocols able to compensate constant disturbances for delay-free platoons (Knorn et al., 2014b; Silva et al., 2021). For networks with delay-free interconnections and no integral actions, we also recall results on mesh stability (Seiler et al., 1999) where linear dynamics are considered and its extension to nonlinear networks (Pant et al., 2002). Leader-to-formation stability is instead considered in (Tanner et al., 2004) and it characterizes network behaviour with respect to inputs from a leader. For delay-free leaderless networks with regular topology, the scalability property has been recently investigated in (Besselink and Knorn, 2018), where Lyapunov-based conditions are given; for networks with arbitrary topologies and delays, sufficient conditions for scalability can be found in (Xie et al., 2021), which leverages contraction theory arguments for time-delayed systems. Contracting systems exhibit transient and asymptotic behaviors (Lohmiller and Slotine, 1998) that are desirable when designing network systems (Centorrino et al., 2022); we refer to (Aminzare and Sontag, 2014; di Bernardo et al., 2016; Tsukamoto et al., 2021) and references therein for further details. We also recall (Wang and Slotine, 2006) which shows, using the Euclidean metric, how contraction is preserved through certain time-delayed communications and (Shimomoto et al., 2019) where conditions for the synthesis of distributed controls are given by using separable metric structures. For delay-free systems, based on the use of contraction, a sufficient condition for the stability of a feedback loop consisting of an exponentially stable multi-input multi-output nonlinear plant and an integral controller (to compensate constant disturbances) has been obtained in (Simpson-Porco, 2021). The problem of constant output regulation for a class of input-affine multi-input multi-output nonlinear systems with constant disturbances, has also been recently tackled via contraction in (Giaccagli et al., 2021). Other works have also shown that contraction using non-Euclidean metrics can be useful to study a wide range of biological (Russo et al., 2010a), neural (Davydov et al., 2021; Ofir et al., 2022; Centorrino et al., 2022) and engineered (Monteil and Russo, 2017) networks. We also recall (Russo and Wirth, 2022) the recent extension of contraction to dynamical systems on time scales, i.e. systems evolving on arbitrary (potentially non-uniform) time domains.

Statement of Contributions. We study the problem of control design for nonlinear networks with delays that not only allows the network to achieve some desired behaviour, but also: (i) guarantees rejection of polynomial disturbances; and (ii) ensures the non-amplification of other classes of disturbances. Our main technical contributions can be summarized as follows:

- (i) we propose a novel, systematic, use of multiplex architectures to deliver protocols ensuring a scalability property (also introduced in this paper) for the network. This, besides guaranteeing the fulfillment of a desired network behaviour, implies rejection of the polynomial components of the disturbances and the non-amplification of their, e.g. residual, non-polynomial components;
- (ii) our main methodological contribution is a set of sufficient conditions to assess these properties and hence to design the multiplex architecture. Our methodological results are based on showing that the desired network properties can be achieved by designing the control protocols so that a contractivity property is fulfilled in a specific non-Euclidean norm. Then, we give sufficient conditions for contractivity, leveraging non-Euclidean contraction arguments and certain structured norms. This allows to consider networks consisting of nonlinear (possibly, heterogeneous) agents affected by communication delays. Moreover, the results allow to consider leaderless and leader-follower networks, arbitrary topologies, nonlinear protocols and time-varying references;
- (iii) we then leverage our conditions in the context of formation control to design protocols allowing the formation to track a reference provided by a leader, reject polynomial disturbances and ensure the non-amplification of other classes of disturbances. Specifically, after discussing certain design implications of the results, we show that the conditions can be conveniently recast into a convex optimisation problem that allows to design the control protocol;
- (iv) finally, we validate our protocols both *in-silico* and via a real hardware test-bed. All the experiments confirm the effectiveness of our approach¹.

In summary, with our methodological contributions we tackle the challenge of designing control protocols for (possibly, nonlinear) network systems affected by delays guaranteeing tracking of some desired behavior, rejection of polynomial disturbances and the non-amplification of other disturbances. As such, our results directly extend (Silva et al., 2021; Monteil et al., 2019), which are focused on string stability of platoon systems arranged on a string-like topology, and our prior work (Xie et al., 2021). Specifically: (i) in (Monteil et al., 2019) string stability was considered for networks without delays and their protocols cannot reject polynomial disturbances; (ii) in (Silva et al., 2021) constant disturbances (i.e., zero order polynomials) are compensated under the assumption that the network is delay-free; (iii) in (Xie et al., 2021) delays are instead considered but the protocols cannot guarantee any disturbance rejection. An early version of our results was presented

¹ The code, data and all the required information to replicate all our results are available at <https://tinyurl.com/4wyacf7z> together with video recordings of the experiments.

in (Xie and Russo, 2022) where only first-order polynomials rejection was considered and no proofs were given.

2 Mathematical Preliminaries

Let A be a $m \times m$ real matrix, we denote by $\|A\|_p$ the matrix norm induced by the p -vector norm $|\cdot|_p$. The matrix measure of A induced by $|\cdot|_p$ is defined as $\mu_p(A) := \lim_{h \rightarrow 0^+} \frac{\|I+hA\|_p - 1}{h}$. We write $A \succeq 0$ when A is positive semi-definite and $A \preceq 0$ when it is negative semi-definite. The symmetric part of A is denoted as $[A]_s := \frac{A+A^\top}{2}$. Given a piece-wise continuous signal $w_i(t)$, we let $\|w_i(\cdot)\|_{\mathcal{L}_\infty^p} := \sup_t |w_i(t)|_p$. We denote by I_n the $n \times n$ identity matrix and by $0_{m \times n}$ the $m \times n$ zero matrix (if $m = n$ we simply write 0_n). We let $\text{diag}\{a_1, \dots, a_N\}$ be a diagonal matrix with diagonal elements a_i . For a generic set \mathcal{A} , its cardinality is denoted by $|\mathcal{A}|$. Let f be a smooth function, then we denote by $f^{(n)}$ the n -th derivative of f . We recall that a continuous function $\alpha : [0, a) \rightarrow [0, \infty)$ is said to belong to class \mathcal{K} if it is strictly increasing and $\alpha(0) = 0$. It is said to belong to class \mathcal{K}_∞ if $a = \infty$ and $\alpha(r) \rightarrow \infty$ as $r \rightarrow \infty$. A continuous function $\beta : [0, a) \times [0, \infty) \rightarrow [0, \infty)$ is said to belong to class \mathcal{KL} if, for each fixed s , the mapping $\beta(r, s)$ belongs to class \mathcal{K} with respect to r and, for each fixed r , the mapping $\beta(r, s)$ is decreasing with respect to s and $\beta(r, s) \rightarrow 0$ as $s \rightarrow \infty$.

The following lemma is stated in (Xie et al., 2021) and follows directly from (Russo et al., 2010b). We let $|\cdot|_S$ and $\mu_S(\cdot)$ be, respectively, any p -vector norm and its induced matrix measure on \mathbb{R}^N . In particular, the norm $|\cdot|_S$ is monotone, i.e. for any non-negative N -dimensional vector $x, y \in \mathbb{R}_{\geq 0}^N$, $x \leq y$ implies that $|x|_S \leq |y|_S$ where the inequality $x \leq y$ is component-wise.

Lemma 1. Consider the vector $\eta := [\eta_1^\top, \dots, \eta_N^\top]^\top$, $\eta_i \in \mathbb{R}^n$. We let $|\eta|_G := [|\eta_1|_{G_1}, \dots, |\eta_N|_{G_N}]_S$, with $|\cdot|_{G_i}$ being norms on \mathbb{R}^n , and denote by $\|\cdot\|_G, \mu_G(\cdot)$ ($\|\cdot\|_{G_i}, \mu_{G_i}(\cdot)$) the matrix norm and measure induced by $|\cdot|_G$ ($|\cdot|_{G_i}$). Finally, let:

- (1) $A := (A_{ij})_{i,j=1}^N \in \mathbb{R}^{nN \times nN}$, $A_{ij} \in \mathbb{R}^{n \times n}$;
- (2) $\hat{A} := (\hat{A}_{ij})_{i,j=1}^N \in \mathbb{R}^{N \times N}$, with $\hat{A}_{ii} := \mu_{G_i}(A_{ii})$ and $\hat{A}_{ij} := \|A_{ij}\|_{G_{i,j}}$, $\|A_{ij}\|_{G_{i,j}} := \sup_{|x|_{G_i}=1} |A_{ij}x|_{G_j}$;
- (3) $\bar{A} := (\bar{A}_{ij})_{i,j=1}^N \in \mathbb{R}^{N \times N}$, with $\bar{A}_{ij} := \|A_{ij}\|_{G_{i,j}}$.

Then: (i) $\mu_G(A) \leq \mu_S(\hat{A})$; (ii) $\|A\|_G \leq \|\bar{A}\|_S$.

The norm $|\cdot|_G$ is also known as *structured (vector) norm* in the literature on contracting systems. The next lemma is adapted from (Wen et al., 2008, Theorem 2.4).

Lemma 2. Let $u : [t_0 - \tau_{\max}, +\infty) \rightarrow \mathbb{R}_{\geq 0}$, $\tau_{\max} < +\infty$ and assume that

$$D^+u(t) \leq au(t) + b \sup_{t-\tau(t) \leq s \leq t} u(s) + c, \quad t \geq t_0$$

with:

- (1) $\tau(t)$ being bounded and non-negative, i.e. $0 \leq \tau(t) \leq \tau_{\max}$, $\forall t$;
- (2) $u(t) = |\varphi(t)|$, $\forall t \in [t_0 - \tau_{\max}, t_0]$ where $\varphi(t)$ is bounded in $[t_0 - \tau_{\max}, t_0]$;
- (3) $a < 0$, $b \geq 0$ and $c \geq 0$ and that there exists some $\sigma > 0$ such that $a + b \leq -\sigma < 0$, $\forall t \geq t_0$.

Then:

$$u(t) \leq \sup_{t_0 - \tau_{\max} \leq s \leq t_0} u(s) e^{-\hat{\lambda}(t-t_0)} + \frac{c}{\sigma},$$

where $\hat{\lambda} := \inf_{t \geq t_0} \{\lambda | \lambda(t) + a + b e^{\lambda(t)\tau(t)} = 0\} > 0$ is the convergence rate of the system.

3 Statement of the Control Problem

We now describe the proposed control architecture (Section 3.1) and formalize the control goal (Section 3.2).

3.1 Architecture Description

We consider a network system of $N > 1$ agents with the dynamics of the i -th agent given by

$$\begin{aligned} \dot{x}_i(t) &= f_i(x_i, t) + u_i(t) + d_i(t), \quad t \geq t_0 \geq 0, \\ y_i(t) &= g_i(x_i), \end{aligned} \quad (1)$$

with initial conditions $x_i(t_0)$, $i = 1, \dots, N$, and where: (i) $x_i(t) \in \mathbb{R}^n$ is the state of the i -th agent; (ii) $u_i(t) \in \mathbb{R}^n$ is the control input; (iii) $d_i(t) \in \mathbb{R}^n$ is an external disturbance signal on the agent; (iv) $f_i : \mathbb{R}^n \times \mathbb{R}_{\geq 0} \rightarrow \mathbb{R}^n$ is the intrinsic dynamics of the agent, which is assumed to be smooth; (v) $g_i : \mathbb{R}^n \rightarrow \mathbb{R}^q$ is the output function for the i -th agent. We consider disturbances of the form:

$$d_i(t) = w_i(t) + \bar{d}_i(t) := w_i(t) + \sum_{k=0}^{m-1} \bar{d}_{i,k} \cdot t^k, \quad (2)$$

where $w_i(t)$ is a piece-wise continuous signal and $\bar{d}_{i,k}$'s are constant vectors. Disturbances of the form of (2) can be thought of as the superposition of a polynomial disturbance of order $m-1$ (denoted as $\bar{d}_i(t)$) and the signal $w_i(t)$. This latter signal might capture *residual* terms in the disturbance that are not modeled with the polynomial. For example, in the special case where $m = 1$ in (2) we have $d_i(t) = w_i(t) + \bar{d}_{i,0}$. As noted in e.g. (Silva et al., 2021), in the context of platooning, these types of disturbances model situations when a platoon of vehicles encounters a slope: this gives rise to a constant disturbance on the vehicle acceleration and the term $w_i(t)$ can then model *small bumps* along the slope. See also Remark 3 below. As we shall see, with our main results, we give

sufficient conditions on the control protocol to guarantee: (i) rejection of the \bar{d}_i 's in (2); (ii) non-amplification of the w_i 's, which do not need to be polynomials for our results to hold. See Section 3.2 for the formulation of the control goal. Our goal is to design the control protocol

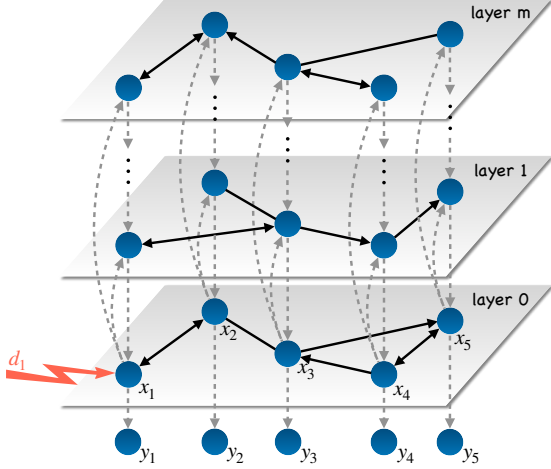


Fig. 1. Schematic representation of the multiplex architecture. Only one disturbance, i.e. $d_1(t)$ on agent 1, is shown and the reference signal is omitted. The layers can have different topologies, which can be both directed and undirected.

$u_i(t)$ in (1) so that the polynomial disturbance in (2) is rejected, while ensuring non-amplification of the residual disturbance $w_i(t)$ – this is captured via a scalability property, see Section 3.2 for the rigorous definition and statement of the control goal. To do so, we propose the multiplex network architecture schematically shown in Figure 1. In such a figure, the network system is in layer 0 and the multiplex layers (i.e. layer 1, \dots , m) concur to build up the control protocol. This is of the form:

$$\begin{aligned}
 u_i(t) &= h_{i,0}(x(t), x_l(t), t) \\
 &\quad + h_{i,0}^{(\tau)}(x(t - \tau(t)), x_l(t - \tau(t)), t) + r_{i,1}(t), \\
 \dot{r}_{i,1}(t) &= h_{i,1}(x(t), x_l(t), t) \\
 &\quad + h_{i,1}^{(\tau)}(x(t - \tau(t)), x_l(t - \tau(t)), t) + r_{i,2}(t), \quad (3) \\
 &\quad \vdots \\
 \dot{r}_{i,m}(t) &= h_{i,m}(x(t), x_l(t), t) \\
 &\quad + h_{i,m}^{(\tau)}(x(t - \tau(t)), x_l(t - \tau(t)), t),
 \end{aligned}$$

where $r_{i,k}(t)$ is the output generated by the multiplex layer $k \in \{1, \dots, m\}$ and where $\tau(t) \leq \tau_{\max}, \forall t$. As illustrated in Figure 1, the multiplex layer $k \in \{1, \dots, m\}$ receives information from the agents (on layer 0) and outputs a signal to the layer immediately below, i.e. layer $k - 1$. In (3): (i) $x(t) := [x_1^T(t), \dots, x_N^T(t)]^T$ is the state of the network; (ii) $x_l(t) := [x_{l_1}^T(t), \dots, x_{l_M}^T(t)]^T$ is the reference signal, possibly provided by a group of M leaders; (iii) the functions $h_{i,k} : \mathbb{R}^{nN} \times \mathbb{R}^{nM} \times \mathbb{R}_{\geq 0} \rightarrow \mathbb{R}^n$ and $h_{i,k}^{(\tau)} : \mathbb{R}^{nN} \times \mathbb{R}^{nM} \times \mathbb{R}_{\geq 0} \rightarrow \mathbb{R}^n, k \in \{0, 1, \dots, m\}$,

include both (leader and leaderless) delayed and delay-free couplings (see Remark 4 for an example). These functions model, on layer k , the possible connections between the agents and leaders. Note that not all the agents necessarily receive information from leaders (if any). In what follows, we simply term the smooth coupling functions $h_{i,k}(\cdot, \cdot)$ as *delay-free* coupling functions, while the functions $h_{i,k}^{(\tau)}(\cdot, \cdot)$ are termed as *delayed* coupling functions. As noted in e.g. (Xie et al., 2021) situations where there is an overlap between delayed and non-delayed communications naturally arise in the context of e.g. platooning, robotics formation control and neural networks. Without loss of generality, in (3) we set, $\forall s \in [t_0 - \tau_{\max}, t_0], \forall i = 1, \dots, N, \forall k = 1, \dots, m, x_i(s) = \varphi_i(s)$ and $r_{i,k}(s) = \phi_{i,k}(s)$, with $\varphi_i(s)$ and $\phi_{i,k}(s)$ being continuous and bounded functions in $[t_0 - \tau_{\max}, t_0]$.

Remark 1. As shown in (3) a key assumption is that the time varying delay in the multiplexed control protocol is the same for all the agents. That is, the delays across the network are homogeneous. Network systems affected by these homogeneous delays naturally arise in the context of multi-agent systems. For example, in (Abolfazli et al., 2021) string stability of platoon is studied when the agents are affected by homogeneous constant delays. Homogeneous delays are also considered in the context of consensus (Wang et al., 2013), synchronization of networks with linear dynamics (Gao et al., 2008) and non-linear dynamics (Xie and Liu, 2013).²

Remark 2. We do not require that the multiplex layers have the same topology. This degree of freedom in the design of the layers can be leveraged, as noted in (Burbano Lombana and di Bernardo, 2016, Remark 12), to e.g. reduce the control interventions across the network.

Remark 3. We consider disturbances consisting of a polynomial component and a piece-wise continuous component. Polynomial disturbances are commonly considered in the literature. See e.g. (Kim et al., 2010), where observers for these disturbances are devised and (Park et al., 2012), where the problem of rejecting these disturbances is considered. The signal $w_i(t)$ can be physically interpreted as a (typically, small) discrepancy between the polynomial disturbance model and the actual disturbance signal. For platooning, rejection of constant disturbances (i.e. the disturbance in (2) when $m = 1$) has been considered in (Knorn et al., 2014a; Silva et al., 2021).

Remark 4. Protocols of the form of (3) naturally arise in a wide range of applications, where agents might have access to a mixture of delay-free and delayed information. For example, see e.g. (Abolfazli et al., 2021; di Bernardo et al., 2015; Peters et al., 2014), in the context of platooning certain information (e.g., separation from nearby vehicles obtained by radar) might be available to an agent with a negligible/no delay, while other information such as separation from more distant agents (obtained via vehicle-to-infrastructure commu-

² We leave the study of scalability in the case of heterogeneous delays for our future research. See also Section 7.

nication) may be subject to delays. Moreover, protocols of the form of (3) also arise within popular neural network models (Zhang and Yu, 2016). In this case, agents are neurons and a delay-free communication coupling models an activation function from the closest neurons while the delayed communication can instead model interactions from neurons farther away. Finally, in formation control, typical choices for the coupling functions (Lawton et al., 2003; Olfati-Saber and Murray, 2004; Tanner et al., 2002), are $h_{i,0}(x(t), x_l(t), t) = \sum_{j \in \mathcal{N}_i} h_{ij}(x_i(t), x_j(t), t) + \sum_{l \in \mathcal{L}_i} \underline{h}_{il}(x_i(t), x_l(t), t)$ and $h_{i,0}^{(\tau)}(x(t - \tau(t)), x_l(t - \tau(t)), t) = \sum_{j \in \mathcal{N}_i} h_{ij}^{(\tau)}(x_i(t - \tau(t)), x_j(t - \tau(t)), t) + \sum_{l \in \mathcal{L}_i} \underline{h}_{il}^{(\tau)}(x_i(t - \tau(t)), x_l(t - \tau(t)), t)$, where \mathcal{N}_i and \mathcal{L}_i denote, respectively, the set of neighbours of the i -th robot and the set of leaders to which the i -th robot is connected. Also, the coupling functions are typically of the diffusive type and model delayed and delay-free communications.

3.2 Control Goal

We now formulate the control goal. To this aim, we first formally define the notions of desired solution (Definition 1) and of scalability (Definition 2). We let $u(t) = [u_1^\top(t), \dots, u_N^\top(t)]^\top$ be the stack of the control inputs, $d(t) = [d_1^\top(t), \dots, d_N^\top(t)]^\top$ be the stack of the disturbances, $w(t) = [w_1^\top(t), \dots, w_N^\top(t)]^\top$ be the stack of the residual disturbances, $\bar{d}(t) = [\bar{d}_1^\top(t), \dots, \bar{d}_N^\top(t)]^\top$ be the stack of the polynomial disturbances and $r_i(t) = [r_{i,1}^\top(t), \dots, r_{i,m}^\top(t)]^\top$. Our control goal is expressed in terms of the so-called desired solution of the disturbance-free (or unperturbed in what follows) network system (Monteil et al., 2019). The desired solution is the solution of the network system characterized by having: (i) the state of the agents keeping some desired configuration; (ii) the multiplex layers giving no contribution to the u_i 's. This is formalized next:

Definition 1. Consider the network system (1) controlled by (3) with $d_i(t) = 0, \forall i$ and $\forall t$. We say that $[x_1^{*\top}(t), r_1^{*\top}(t), x_2^{*\top}(t), r_2^{*\top}(t), \dots, x_N^{*\top}(t), r_N^{*\top}(t)]^\top$ is the desired solution for the network system if:

- $\dot{x}_i^*(t) = f_i(x_i^*(t), t)$ with $x_i^*(s) = x_i^*(t_0), s \in [t_0 - \tau_{\max}, t_0]$;
- $r_{i,k}^*(t) = 0, \forall i, \forall k$ and $\forall t$.

We term $x_i^*(t)$ as the desired state of the i -th agent and we let $x^*(t) := [x_1^{*\top}(t), \dots, x_N^{*\top}(t)]^\top$. In the special case where the closed-loop system has no multiplex layers, then Definition 1 yields as special case the definition used in (Xie et al., 2021; Monteil et al., 2019; Besselink and Knorn, 2018) to formalize their control goal. When the closed-loop system has one multiplex layer, then Definition 1 yields the notion of desired solution used in (Silva et al., 2021) to characterize string stability. It is intrinsic in this definition that when the desired solution is achieved it must hold that $u_i(t) = 0$; note that

this property is satisfied by e.g. any diffusive-type control protocol and implicitly used in e.g. (Besselink and Knorn, 2018; Mirabilio et al., 2021). In what follows, for the sake of brevity, we simply say that $x^*(t)$ is the desired solution. Analogously, the desired output of (1) is $y^*(t) := [y_1^{*\top}(t), \dots, y_N^{*\top}(t)]^\top$, with $y_i^*(t) = g_i(x_i^*(t)), \forall i$ (leaving it implicit that $r_{i,k}^*(t) = 0, \forall i, \forall k$ and $\forall t$). We aim at designing the control protocol (3) so that the closed-loop system rejects the polynomial disturbances $\bar{d}(t)$ while guaranteeing that the residual disturbance $w(t)$ is not amplified within the network system. This requirement is captured with the definition of scalability with respect to $w(t)$ formalized next:

Definition 2. Consider the closed-loop system (1) - (3) with disturbance $d(t) = w(t) + \bar{d}(t)$. The system is

- \mathcal{L}_∞^p -Input-to-State Scalable with respect to $w(t)$: if there exists class \mathcal{KL} functions $\alpha(\cdot, \cdot), \beta(\cdot, \cdot)$, a class \mathcal{K} function $\gamma(\cdot)$, such that for any initial condition and $\forall t \geq t_0$,

$$\begin{aligned} \max_i |x_i(t) - x_i^*(t)|_p &\leq \gamma \left(\max_i \|w_i(\cdot)\|_{\mathcal{L}_\infty^p} \right) + \beta \left(\right. \\ &\max_i \sup_{t_0 - \tau_{\max} \leq s \leq t_0} \sum_{k=1}^m |r_{i,k}(s) + \bar{d}_i^{(k-1)}(s)|_p, t - t_0 \left. \right) \\ &+ \alpha \left(\max_i \sup_{t_0 - \tau_{\max} \leq s \leq t_0} |x_i(s) - x_i^*(s)|_p, t - t_0 \right) \end{aligned}$$

holds $\forall N$;

- \mathcal{L}_∞^p -Input-Output Scalable with respect to $w(t)$: if there exists class \mathcal{KL} functions $\alpha(\cdot, \cdot), \beta(\cdot, \cdot)$, a class \mathcal{K} function $\gamma(\cdot)$, such that for any initial condition and $\forall t \geq t_0$,

$$\begin{aligned} \max_i |y_i(t) - y_i^*(t)|_p &\leq \gamma \left(\max_i \|w_i(\cdot)\|_{\mathcal{L}_\infty^p} \right) + \beta \left(\right. \\ &\max_i \sup_{t_0 - \tau_{\max} \leq s \leq t_0} \sum_{k=1}^m |r_{i,k}(s) + \bar{d}_i^{(k-1)}(s)|_p, t - t_0 \left. \right) \\ &+ \alpha \left(\max_i \sup_{t_0 - \tau_{\max} \leq s \leq t_0} |x_i(s) - x_i^*(s)|_p, t - t_0 \right) \end{aligned}$$

holds $\forall N$.

Note that, for a \mathcal{L}_∞^p -Input-to-State Scalable (\mathcal{L}_∞^p -Input-Output Scalable) system, if $w(t) = 0$, then $\lim_{t \rightarrow +\infty} |x_i(t) - x_i^*(t)|_p = 0, \forall i$ ($\lim_{t \rightarrow +\infty} |y_i(t) - y_i^*(t)|_p = 0, \forall i$). In the special case when $\bar{d}(t) = 0$ and there are no multiplex layers, Definition 2 becomes the definition for scalability given in (Xie et al., 2021). In this context we note that the bounds in Definition 2 are uniform in N and this in turn guarantees that the residual disturbances are not amplified within the network system. Intuitively, scalability is a stronger property than stability. In what follows, whenever it is clear from the context, we simply say that the network system is

\mathcal{L}_∞^p -Input-to-State Scalable (\mathcal{L}_∞^p -Input-Output Scalable) if Definition 2 is fulfilled. In the special case where $p = 2$ we simply say that the network system is \mathcal{L}_∞ -Input-to-State Scalable (\mathcal{L}_∞ -Input-Output Scalable).

We can finally formulate our control goal. Given the network system (1), the control goal is to design the protocol (3) for the agents so that the closed-loop network system fulfills Definition 2. Specifically, as we shall see in Section 4, with Proposition 1 we give a sufficient condition on the control protocol to guarantee that the closed-loop system is \mathcal{L}_∞^p -Input-Output Scalable. Then, in Corollary 1 we give a sufficient condition guaranteeing that the closed-loop system is \mathcal{L}_∞^p -Input-Output Scalable.

4 Main Methodological Results

For the network system (1) we give a sufficient condition on the control protocol (3) guaranteeing that the closed-loop system affected by disturbances of the form (2) is \mathcal{L}_∞^p -Input-to-State Scalable (see Definition 2). We also give a corollary for \mathcal{L}_∞^p -Input-Output Scalability of the closed-loop system. The results are stated in terms of the block diagonal coordinate transformation matrix $T := \text{diag}\{T_1, \dots, T_N\} \in \mathbb{R}^{N \cdot n \cdot (m+1) \times N \cdot n \cdot (m+1)}$ with

$$T_i := \begin{bmatrix} I_n & \alpha_{i,1} \cdot I_n & & & \\ & I_n & \ddots & & \\ & & \ddots & \ddots & \\ & & & \ddots & \alpha_{i,m} \cdot I_n \\ & & & & I_n \end{bmatrix} \in \mathbb{R}^{n \cdot (m+1) \times n \cdot (m+1)},$$

where $\alpha_{i,k} \in \mathbb{R}, \forall k$.

Proposition 1. *Consider the closed-loop network system (1) - (3) with $y_i(t) = x_i(t)$ affected by disturbances (2). Let the matrices $\bar{A}_{ii}(t), A_{ij}(t), \bar{B}_{ij}(t)$ be defined as in (4) and assume that, $\forall t \geq t_0$, the following set of conditions are satisfied for some $0 \leq \underline{\sigma} < \bar{\sigma} < +\infty$:*

- C1 $h_{i,k}(x^*, x_l, t) = h_{i,k}^{(\tau)}(x^*, x_l, t) = 0, \forall i, \forall k$;
- C2 $\mu_p(T_i \bar{A}_{ii}(t) T_i^{-1}) + \sum_{j \neq i} \|T_i \bar{A}_{ij}(t) T_j^{-1}\|_p \leq -\bar{\sigma}, \forall i$ and $\forall x \in \mathbb{R}^{nN}, \forall x_l \in \mathbb{R}^{nM}$;
- C3 $\sum_j \|T_i \bar{B}_{ij}(t) T_j^{-1}\|_p \leq \underline{\sigma}, \forall i$ and $\forall x \in \mathbb{R}^{nN}, \forall x_l \in \mathbb{R}^{nM}$.

Then, the system is \mathcal{L}_∞^p -Input-to-State Scalable. In particular,

$$\begin{aligned} \max_i |x_i(t) - x_i^*(t)|_p &\leq \frac{\kappa_G(T)}{\bar{\sigma} - \underline{\sigma}} \max_i \|w_i(\cdot)\|_{\mathcal{L}_\infty^p} \\ &+ \kappa_G(T) e^{-\hat{\lambda}(t-t_0)} \max_i \sup_{t_0 - \tau_{\max} \leq s \leq t_0} |x_i(s) - x_i^*(s)|_p \\ &+ \kappa_G(T) e^{-\hat{\lambda}(t-t_0)} \max_i \sup_{t_0 - \tau_{\max} \leq s \leq t_0} \sum_{k=1}^m |r_{i,k}(s)| \\ &+ \sum_{b=0}^{m-k} \frac{(m-1-b)!}{(m-k-b)!} \cdot \bar{d}_{i,m-1-b} \cdot s^{m-k-b}|_p, \forall N, \end{aligned} \quad (5)$$

where $\kappa_G(T) := \|T\|_G \|T^{-1}\|_G$ and

$$\hat{\lambda} = \inf_{t \geq t_0} \{\lambda |\lambda(t) - \bar{\sigma} + \underline{\sigma} e^{\lambda(t)\tau(t)} = 0\}. \quad (6)$$

Proposition 1 allows to consider situations where some of the coupling functions in (3) are equal to 0. This is useful in the special case when, for example, it is assumed that all the information to which the agents have access is delay-free. In this special case, the absence of delays implies that condition C3 is satisfied with $\underline{\sigma} = 0$ (when there are no delays the \bar{B}_{ij} 's are matrices of all zeros). The proof of the result is given in Appendix A and we now make the following considerations on the conditions.

Remark 5. *From the design viewpoint, if one wants to design a control protocol to guarantee rejection of polynomial disturbances of order up to $m-1$, then Proposition 1 says that m multiplex layers need to be foreseen - see*

$$\begin{aligned} \bar{A}_{ii}(t) &= \begin{bmatrix} \frac{\partial f_i(x_i, t)}{\partial x_i} + \frac{\partial h_{i,0}(x, x_l, t)}{\partial x_i} & I_n & 0_n & \cdots & 0_n \\ \frac{\partial h_{i,1}(x, x_l, t)}{\partial x_i} & 0_n & I_n & \cdots & 0_n \\ \vdots & \vdots & \vdots & \ddots & \vdots \\ \frac{\partial h_{i,m-1}(x, x_l, t)}{\partial x_i} & 0_n & 0_n & \cdots & I_n \\ \frac{\partial h_{i,m}(x, x_l, t)}{\partial x_i} & 0_n & 0_n & \cdots & 0_n \end{bmatrix}, \\ \bar{A}_{ij}(t) &= \begin{bmatrix} \frac{\partial h_{i,0}(x, x_l, t)}{\partial x_j} & 0_n & \cdots & 0_n \\ \vdots & \vdots & \ddots & \vdots \\ \frac{\partial h_{i,m}(x, x_l, t)}{\partial x_j} & 0_n & \cdots & 0_n \end{bmatrix}, \bar{B}_{ij}(t) = \begin{bmatrix} \frac{\partial h_{i,0}^{(\tau)}(x, x_l, t)}{\partial x_j} & 0_n & \cdots & 0_n \\ \vdots & \vdots & \ddots & \vdots \\ \frac{\partial h_{i,m}^{(\tau)}(x, x_l, t)}{\partial x_j} & 0_n & \cdots & 0_n \end{bmatrix}. \end{aligned} \quad (4)$$

the last term of the upper bound in (5). That is, the control protocol in (3) for the i -th agent needs to foresee the dynamics for the $r_{i,j}$'s with $j = 1, \dots, m$. In accordance with Proposition 1, the protocol also guarantees that the w_i 's in (2) are not be amplified across the network.

Remark 6. Condition C1 implies that $u_i(t) = 0$ at the desired solution. This rather common condition (see e.g. (di Bernardo et al., 2015; Xie et al., 2021)) guarantees that $x^*(t)$ is a solution of the unperturbed dynamics. This assumption is satisfied in e.g. all consensus/synchronization dynamics with diffusive-type couplings. Condition C2, giving an upper bound on the matrix measure of the Jacobian of the delay-free part of the closed-loop network dynamics, is a diagonal dominance condition. Instead, condition C3 gives an upper bound on the norm of the Jacobian of the dynamics containing delays. Intuitively, Proposition 1 implies that the matrix measure should be negative enough to compensate the presence of delays.

Remark 7. Conditions C2 and C3 can be leveraged to shape the coupling functions between the agents and to determine the maximum number of neighbours for each agent in the network. Moreover, if C2 and C3 are satisfied, then the network is also connective stable in the sense of (Siljak, 2011, Chapter 2.1). Intuitively, a network is connective stable if the removal of couplings preserves stability. This property and the related γ -scalability from (Knorn and Besselink, 2020) have been investigated for delay-free networks. In Section 5 we show that C2 and C3 can be effectively checked by recasting the fulfillment of these conditions into an optimisation problem that allows to design the control protocol for each agent independently on the other agents.

Remark 8. Following Proposition 1, the convergence rate of the closed-loop network is at least $\hat{\lambda}$. We note that $\hat{\lambda}$ depends on $\tau(t)$ and (6) highlights that the larger τ_{\max} , the lower $\hat{\lambda}$. In particular, $\hat{\lambda} = \bar{\sigma}$ when $\tau_{\max} = 0$ (i.e. when there are no delays) and decreases as the delay increases. From the design viewpoint, the expression in (6) can be used to design the protocols so that the network exhibits a given, desired, convergence rate.

Remark 9. Proposition 1 generalises a number of results in the literature. Specifically, in the special case when the network topology is a string, there are no delays and $\bar{d}_i(t)$ is constant $\forall i$, then our conditions yield these from (Silva et al., 2021). That is, we extend the results in (Silva et al., 2021; Monteil et al., 2019) by considering dynamic compensation of polynomial disturbances, general network topologies and delays. We also extend our prior work (Xie et al., 2021) in which scalability is considered without rejection of polynomial disturbances.

Before illustrating (Section 5) how our approach can be effectively used for protocol design, we give here the next result that immediately follows from Proposition 1.

Corollary 1. Consider the closed-loop network system (1) - (3) affected by disturbances (2). Assume that all the conditions in Proposition 1 are satisfied and that, in addition, the output functions $g_i(\cdot)$ are Lipschitz. Then

the system is \mathcal{L}_∞^p -Input-Output Scalable.

Proof. The proof, directly following from the Lipschitz hypothesis on $g_i(\cdot)$ and from the upper bound in (5), is omitted here for brevity. \square

5 Multiplex Protocols for Formation Scalability

We consider the problem of designing a control protocol guaranteeing that a network of N unicycle robots is \mathcal{L}_∞ -Input-to-State Scalable. Our goal is to design a protocol allowing the formation to: (i) track a reference provided by a leader; (ii) reject certain polynomial disturbances; (iii) ensure the non-amplification of residual disturbances. Before presenting the validation results, we describe here the robot dynamics and how Proposition 1 was used to synthesize the protocol. The results from the *in-silico* and experimental validations are presented in Section 6. We made use of the *Robotarium* (Wilson et al., 2020) for our experimental validation³.

Agent dynamics. We consider the following dynamics for unicycle robots (see e.g. (Wilson et al., 2020) and references therein):

$$\begin{aligned} \dot{p}_i^x(t) &= v_i(t) \cos \theta_i(t) + d_i^x(t), \\ \dot{p}_i^y(t) &= v_i(t) \sin \theta_i(t) + d_i^y(t), \\ \dot{\theta}_i(t) &= \Omega_i(t), \end{aligned} \quad (7)$$

$\forall i$, where the state variables $p_i(t) = [p_i^x(t), p_i^y(t)]^\top$ represent the inertial position of the i -th robot and $\theta_i(t)$ is its heading angle. The control input is denoted by $u_i(t) = [v_i(t), \Omega_i(t)]^\top$ with $v_i(t)$ being the linear velocity and $\Omega_i(t)$ being the angular velocity. We consider the case where the disturbances affecting the robots, i.e. $\bar{d}_i(t) = [d_i^x(t), d_i^y(t)]^\top$, are of the form $d_i^x(t) := \bar{d}_{i,0}^x + \bar{d}_{i,1}^x \cdot t + w_i^x(t)$ and $d_i^y(t) := \bar{d}_{i,0}^y + \bar{d}_{i,1}^y \cdot t + w_i^y(t)$. The terms $\bar{d}_{i,0}^x$ and $\bar{d}_{i,0}^y$ model constant disturbances on the velocity of the robots. These disturbances also naturally arise in the context of unicycle-like marine robots, the dynamics of which is also captured by (7). For these robots, the constant terms in $\bar{d}_i(t)$ model the disturbances due to the ocean current (Panagou and Kyriakopoulos, 2011) and $w_i^x(t)$, $w_i^y(t)$ model e.g. transient variations of the current. The ramp terms in the disturbance can instead model ramp attack signals (Sridhar and Govindarasu, 2014). In what follows, we make use of the compact notation $w_i(t) := [w_i^x(t), w_i^y(t)]^\top$, $\bar{d}_i(t) := [\bar{d}_{i,0}^x + \bar{d}_{i,1}^x \cdot t, \bar{d}_{i,0}^y + \bar{d}_{i,1}^y \cdot t]^\top$. Following (Lawton

³ The Robotarium by Georgia Tech is an open research infrastructure to perform experiments on real robots. Experiments can be launched remotely via a web interface.

et al., 2003), the dynamics for the robot hand position is given by

$$\dot{\eta}_i(t) = \begin{bmatrix} \cos \theta_i(t) & -l_i \sin \theta_i(t) \\ \sin \theta_i(t) & l_i \cos \theta_i(t) \end{bmatrix} u_i(t) + d_i(t), \quad (8)$$

where $l_i \in \mathbb{R}_{>0}$ is the distance of the hand position to the wheel axis. The dynamics can be feedback linearised by

$$u_i(t) = \begin{bmatrix} \cos \theta_i(t) & -l_i \sin \theta_i(t) \\ \sin \theta_i(t) & l_i \cos \theta_i(t) \end{bmatrix}^{-1} \nu_i(t),$$

which yields

$$\dot{\eta}_i(t) = \nu_i(t) + d_i(t), \quad \forall i \quad (9)$$

Next we leverage Proposition 1 to design $\nu_i(t)$ so that network (9) is \mathcal{L}_∞ -Input-to-State Scalable.

Protocol design. We denote by $\eta_l(t)$ the hand position provided by a virtual leader. Robots are required to keep a desired offset from the leader (δ_{li}^*) and from neighbours (δ_{ji}^*) while tracking a reference velocity from the leader, say $v_l(t)$. Following these requirements, we pick the desired solution (see Section 3.2) for the i -th robot dynamics, say $\eta_i^*(t)$, so that: (i) the robot keeps the desired offsets from the leader and from the neighbours, i.e. $\eta_l^*(t) - \eta_i^*(t) = \delta_{li}^*$ and $\eta_j^*(t) - \eta_i^*(t) = \delta_{ji}^*$; (ii) the reference velocity is tracked, i.e. $\dot{\eta}_i^*(t) = v_l(t)$. Inspired by (Liu et al., 2019; Li et al., 2013), we consider protocols of the form:

$$\nu_i(t) = \bar{\nu}_i(t) + v_l(t) \quad (10)$$

with

$$\begin{aligned} \bar{\nu}_i(t) &= h_{i,0}(\eta(t), \eta_l(t), t) \\ &\quad + h_{i,0}^{(\tau)}(\eta(t - \tau(t)), \eta_l(t - \tau(t)), t) + r_{i,1}(t), \\ \dot{r}_{i,1}(t) &= h_{i,1}(\eta(t), \eta_l(t), t) \\ &\quad + h_{i,1}^{(\tau)}(\eta(t - \tau(t)), \eta_l(t - \tau(t)), t) + r_{i,2}(t), \\ \dot{r}_{i,2}(t) &= h_{i,2}(\eta(t), \eta_l(t), t) \\ &\quad + h_{i,2}^{(\tau)}(\eta(t - \tau(t)), \eta_l(t - \tau(t)), t). \end{aligned} \quad (11)$$

In the above protocol, $r_{i,1}(t)$ and $r_{i,2}(t)$ are generated by two multiplex layers (say, layer 1 and layer 2). With this protocol, the closed-loop dynamics is given by

$$\dot{\eta}_i(t) = v_l(t) + \bar{\nu}_i(t) + d_i(t), \quad \forall i \quad (12)$$

Hence, we recast the problem of designing the protocol $\nu_i(t)$ for (9) into the problem of designing $\bar{\nu}_i(t)$ in (11) for the dynamics (12). To this aim, we can apply Proposition

1. The coupling functions in (11) are (time dependence inside these functions omitted in what follows):

$$\begin{aligned} h_{i,0}(\eta, \eta_l, t) &= k_0(\eta_l - \eta_i - \delta_{li}^*), \\ h_{i,0}^{(\tau)}(\eta, \eta_l, t) &= k_0^{(\tau)} \sum_{j \in \mathcal{N}_i} \psi(\eta_j - \eta_i - \delta_{ji}^*), \\ h_{i,1}(\eta, \eta_l, t) &= k_1(\eta_l - \eta_i - \delta_{li}^*), \\ h_{i,1}^{(\tau)}(\eta, \eta_l, t) &= k_1^{(\tau)} \sum_{j \in \mathcal{N}_i} \psi(\eta_j - \eta_i - \delta_{ji}^*), \\ h_{i,2}(\eta, \eta_l, t) &= k_2(\eta_l - \eta_i - \delta_{li}^*), \\ h_{i,2}^{(\tau)}(\eta, \eta_l, t) &= k_2^{(\tau)} \sum_{j \in \mathcal{N}_i} \psi(\eta_j - \eta_i - \delta_{ji}^*), \end{aligned} \quad (13)$$

with $\psi(x) := \tanh(k^\psi x)$ being inspired from (Monteil et al., 2019). In the above expression, \mathcal{N}_i is the set of neighbours of robot i . The cardinality of \mathcal{N}_i is bounded, that is, $|\mathcal{N}_i| \leq \bar{N}, \forall i$. Also, the control gains $k_0, k_1, k_2, k_0^{(\tau)}, k_1^{(\tau)}, k_2^{(\tau)}, k^\psi$ are non-negative scalars designed next. Specifically, we make use of Proposition 1 to select the control gains so that the robotic network is \mathcal{L}_∞ -Input-to-State Scalable. In particular, we note that the choice of the control protocol (10) with coupling functions (13) guarantees the fulfillment of $C1$. Hence, we now only need to find a set of control gains that fulfills $C2$ and $C3$. To this aim, in Proposition 1, we pick all transformation matrices to be the same, say $T_i = T_j = \bar{T} \forall i, j$. Then, as shown in Appendix B, the problem of finding control gains that fulfill these two conditions can be recast as the following optimisation problem:

$$\begin{aligned} \min_{\xi} \quad & \mathcal{J} \\ \text{s.t.} \quad & k_0 \geq 0, k_1 \geq 0, k_2 \geq 0, \bar{g}_0 \geq 0, \bar{g}_1 \geq 0, \bar{g}_2 \geq 0, \\ & k_0 + \bar{g}_0 > 0, k_1 + \bar{g}_1 > 0, k_2 + \bar{g}_2 > 0, \\ & \bar{\sigma} > 0, \underline{\sigma} \geq 0, \bar{\sigma} - \underline{\sigma} > 0, [\bar{T} \bar{A}_{ii} \bar{T}^{-1}]_s \leq -\bar{\sigma} I_6, \\ & \begin{bmatrix} \frac{\underline{\sigma}}{2\bar{N}} I_6 & (\bar{T} \bar{B}_{ij} \bar{T}^{-1})^\top \\ \bar{T} \bar{B}_{ij} \bar{T}^{-1} & \frac{\underline{\sigma}}{2\bar{N}} I_6 \end{bmatrix} \succeq 0, \\ & \begin{bmatrix} \frac{\underline{\sigma}}{2} I_6 & (\bar{T} \bar{B}_{ii} \bar{T}^{-1})^\top \\ \bar{T} \bar{B}_{ii} \bar{T}^{-1} & \frac{\underline{\sigma}}{2} I_6 \end{bmatrix} \succeq 0. \end{aligned} \quad (15)$$

The decision variables are $\xi := [k_0, k_1, k_2, \bar{g}_0, \bar{g}_1, \bar{g}_2, \underline{\sigma}, \bar{\sigma}]$ with $\bar{g}_0 = k^\psi k_0^{(\tau)}, \bar{g}_1 = k^\psi k_1^{(\tau)}$ and $\bar{g}_2 = k^\psi k_2^{(\tau)}$. The matrices in the above expression are defined in (14). In (15) we decided to use the cost $\mathcal{J} := -\bar{g}_0 - \bar{g}_1 - \bar{g}_2$, which was chosen in accordance to (Monteil et al., 2019) with the aim of maximizing the upper bound of the inter-robot coupling functions (other cost functions could be chosen as the steps described in Appendix B formalizing the optimisation problem are not dependent on \mathcal{J}).

Remark 10. For concreteness, we used Proposition 1 to

design protocols rejecting first order polynomials (in Section 6 we benchmark this design with other approaches). Proposition 1 can be used to design control protocols rejecting higher order polynomials and, in Appendix B, we show how the above setting is still suitable in this case.

6 Validation

We now validate the effectiveness of the protocol obtained in Section 5. We do this by showing that: (i) robots are able to keep a given desired formation; (ii) the protocol prohibits the amplification of residual disturbances; (iii) the polynomial disturbances are rejected by the control protocol. Robots need to keep a formation consisting of concentric circles (the k -th circle consists of $4k$ robots) and their hand positions need to move following a reference trajectory. Robots receive the velocity and position signals from the virtual leader and each robot is connected to a maximum of $\bar{N} = 3$ neighbours (i.e. the closest robots). Specifically, a given robot on the k -th circle is connected to the robots immediately ahead and behind on the same circle and with the closest robot on circle $k - 1$ (if any). The set-up we consider in our validation experiments is schematically illustrated in Figure 2, together with the reference trajectory from the virtual leader. In the figure, for clarity, 3 concentric circles are

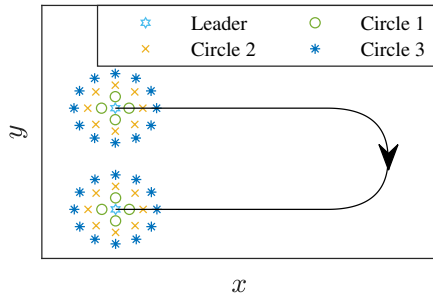


Fig. 2. The set-up considered in the experiments of Section 6. The reference trajectory of the hand position provided by the virtual leader is shown together with an example of desired formation consisting of 3 concentric circles.

shown. We used a delay of $\tau(t) = 0.33s$ in both our simulations and hardware experiments. We first illustrate the results from the simulations and then the results obtained from the experiments on the Robotarium. The code and data to replicate all the experiments of Section 6 can be found at <https://tinyurl.com/4wyacf7z>.

In-silico validation. We consider a formation of 30 circles, with two robots on circle 1 (say, robot 1 and robot 3) affected by disturbances:

$$\begin{aligned} d_1(t) &= \begin{bmatrix} 0.04 + 0.4 \sin(0.5t)e^{-0.1t} \\ 0.04 + 0.4 \sin(0.5t)e^{-0.1t} \end{bmatrix}, \\ d_3(t) &= \begin{bmatrix} -0.05t + 0.4 \sin(0.5t)e^{-0.1t} \\ -0.05t + 0.4 \sin(0.5t)e^{-0.1t} \end{bmatrix}. \end{aligned} \quad (16)$$

We computed the gains of the control protocol in (10) - (13) by solving the optimisation problem in (15) for a grid of parameters α_1 and α_2 . We then selected the control parameters as the ones returning the lowest cost for each fixed pair of α 's. By doing so, we obtained the gains $k_0 = 1.4155$, $k_1 = 1.5103$, $k_2 = 0.4803$, $k_0^{(\tau)} = 0.642$, $k_1^{(\tau)} = 0.872$, $k_2^{(\tau)} = 0.425$, $k^\psi = 0.1$ (corresponding to $\alpha_1 = -0.6$, $\alpha_2 = -1.6$). In Figure 3 the maximum hand position deviation is shown when the number of robots in the formation is increased, starting with a formation of 1 circle only to a formation with 30 circles (i.e. 1860 robots). The figure was obtained by starting with a for-

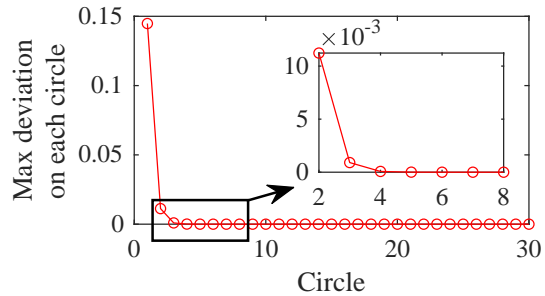


Fig. 3. Maximum hand position deviation (in meters) of each circle across as number of circles increases from 1 to 30.

formation of 1 circle and increasing at each simulation the number of circles. We recorded at each simulation the maximum hand position deviation for each robot on a given circle and finally plotted the largest deviation on each circle across all the simulations. The figure clearly shows that the polynomial components of the disturbances in (16) are compensated by the integral control protocol and the residual disturbances are not amplified through the formation. We also report the behaviour of the full formation with 30 circles in Figure 4. Both panels of the figure confirm that, in accordance with our theoretical results, the protocol allows the robots to keep the desired formation, while compensating the polynomial

$$\bar{A}_{ii} := \begin{bmatrix} -k_0 I_2 & I_2 & 0_2 \\ -k_1 I_2 & 0_2 & I_2 \\ -k_2 I_2 & 0_2 & 0_2 \end{bmatrix}, \bar{B}_{ii} := -\bar{N} \begin{bmatrix} \bar{g}_0 I_2 & 0_2 & 0_2 \\ \bar{g}_1 I_2 & 0_2 & 0_2 \\ \bar{g}_2 I_2 & 0_2 & 0_2 \end{bmatrix}, \bar{B}_{ij} := \begin{bmatrix} \bar{g}_0 I_2 & 0_2 & 0_2 \\ \bar{g}_1 I_2 & 0_2 & 0_2 \\ \bar{g}_2 I_2 & 0_2 & 0_2 \end{bmatrix}, \bar{T} := \begin{bmatrix} I_2 & \alpha_1 I_2 & 0_2 \\ 0_2 & I_2 & \alpha_2 I_2 \\ 0_2 & 0_2 & I_2 \end{bmatrix}. \quad (14)$$

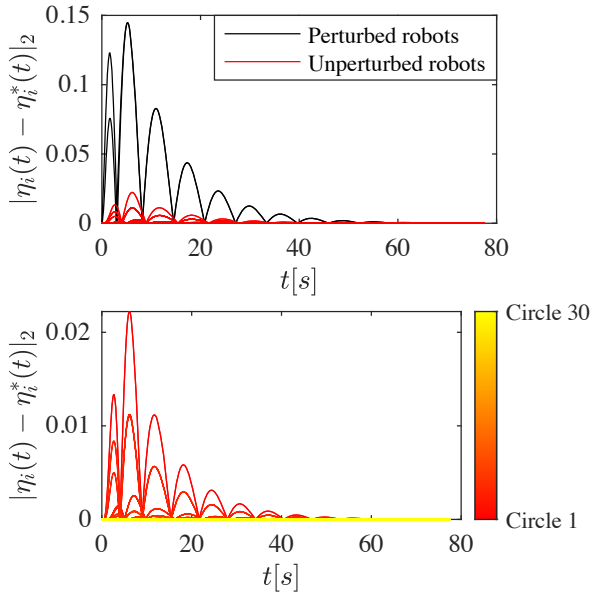


Fig. 4. Top panel: hand position deviations of all the robots (in meters). Bottom panel: hand position deviations of the unperturbed robots only (in meters). Robots on the same circle have the same color. Disturbances are the ones in (16).

components of the disturbances and prohibiting the amplification of the residual disturbances.

Finally, before presenting the validation results on the Robotarium, we benchmark the performance of our protocol to control (12) with these obtained following (Xie et al., 2021) and (Silva et al., 2021).⁴ Since the design conditions from (Silva et al., 2021) are tailored towards networks with a (bi-directional) string topology, we compared performance of the protocols using such a topology. To this aim we again considered the formation control problem for the formation of Figure 2 with 30 circles this time with each robot bidirectionally coupled to the robots before and after (that is, robot i in the formation was coupled to robot $i - 1$ and $i + 1$, if any). The disturbance considered in the simulation was again the one in (16) and the delay was 0.33s. The time evolution of the hand position deviations for the robots controlled by our control protocol (10)–(11) is shown in the bottom panel of Figure 5. The simulation results, consistently with our theoretical findings, show that the control goal is achieved. The top panel of the figure instead shows the time evolution of the hand position deviations when a control protocol designed according to (Xie et al., 2021) is used. In this case, as shown in the panel, the protocol is not able to compensate the polynomial disturbances. Finally, we also benchmarked the performance of our protocol with a protocol designed following (Silva et al., 2021). To do so, we considered a situation where the network had no delays (the results

⁴ as also remarked in our statement of contributions these are the two works that are most related to our results.

from (Silva et al., 2021) apply to delay-free networks). In the middle panel of Figure 5 the time evolution of the deviation of the hand position is shown when a protocol designed according to (Silva et al., 2021) is used. The panel clearly shows that the first order polynomial disturbance is not compensated by this protocol.

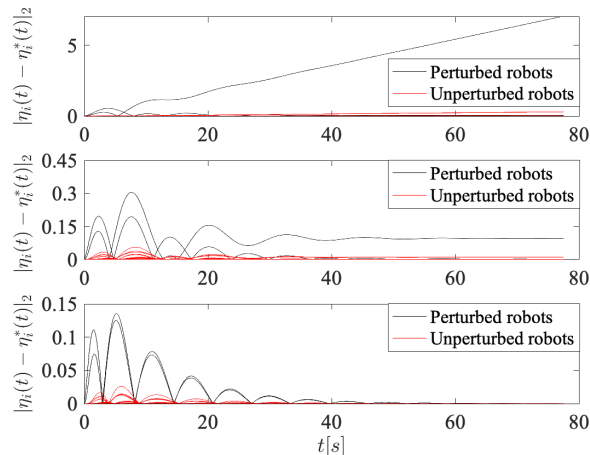


Fig. 5. Hand position deviation when applying control protocols designed according to Xie et al. (2021) (top), Silva et al. (2021) (middle) and control protocol (10)–(11) (bottom).

Experimental validation. We further validate our results by carrying out experiments on the Robotarium, which provides both hardware infrastructure and a high-fidelity simulator of the hardware. In the experiments, a formation of 2 concentric circles (hence with 12 robots) is considered and, for consistency with our previous set of simulations, 2 robots on circle 1 are perturbed by the disturbances $d_1(t)$ and $d_3(t)$ given in (16). The Robotarium documentation (Robotarium, 2022) reports a nominal step size (for both the simulator and the hardware infrastructure) of 0.033s. Since the step size is used to implement the multiplex layers of the integral control protocol in (10) - (13) as a first step we measured the actual step size in the hardware infrastructure. The result is given in Figure 6. Such a figure reports the average step size we measured using built-in timing functions across 10 experiments⁵. In the same figure, the shaded area represents the confidence interval corresponding to the standard deviation. As illustrated in the figure, while the average step size is indeed around 0.033s and consistent with the nominal value, it also introduces some variability in the experiments. Such variability leads to the observation of a gap between the results obtained from the Robotarium simulator and the actual experimental results. This phenomenon is essentially due to the fact that in the Robotarium experiments we could

⁵ See our code at <https://tinyurl.com/4wyacf7z> for the details on how these measurements were performed.

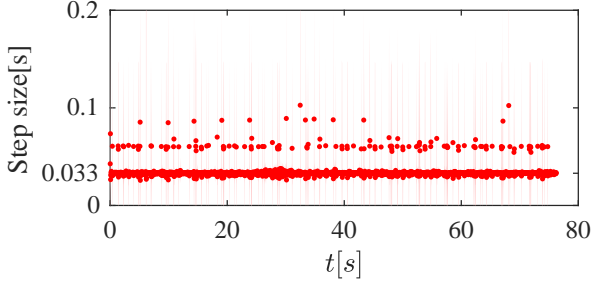


Fig. 6. Measurement of the step size on the Robotarium hardware. Solid markers represent the average step size from 10 sets of experiments while the shaded area represents the confidence interval corresponding to the standard deviation.

only use the nominal step-size of 0.033s (and not the actual step size) for the implementation of the dynamics of the multiplex layers in the protocol. We decided to mitigate this *simulation-to-reality* gap by reducing the gains for the couplings of the multiplex layers. Hence, in the experimental results presented next, we impose that the control gains of the multiplex layers (i.e., layer 1 and layer 2) are smaller than the gains of layer 0. This was done by solving the optimisation problem in (15) this time with the following additional constraints: $k_0 \geq 2k_1, k_0 \geq 2k_2, \bar{g}_0 \geq 2\bar{g}_1, \bar{g}_0 \geq 2\bar{g}_2$. As an outcome of this process, we obtained the following gains: $k_0 = 1.2674, k_1 = 0.6312, k_2 = 0.133, k_0^{(\tau)} = 0.325, k_1^{(\tau)} = 0.162, k_2^{(\tau)} = 0.06, k^\psi = 0.1$ (which correspond to $\alpha_1 = -1.1, \alpha_2 = -2.6$). We then validated the control protocol with this choice of parameters by first leveraging the Robotarium simulator and the results, consistent with our theoretical findings, are shown in the top panel of Figure 7. Next, we validated the control protocol on the Robotarium hardware infrastructure and the outcome from these experiments are shown in the bottom panel of Figure 7. In the figure, which was obtained from a set of 10 experiments, the solid lines are the robots' average hand position deviations and the shaded area represents the confidence interval corresponding to the standard deviation. The behaviour of the hardware experiments is in agreement with the one obtained from the simulator. Both panels show that, in accordance with Proposition 1, our control protocol allowed the robots to keep the desired formation, while compensating the polynomial components of the disturbances and ensuring non-amplification of the residual disturbances.

7 Conclusions and Future Work

We considered the problem of designing distributed control protocols for possibly nonlinear networks affected by delays that not only allow the network to achieve some desired behaviour, but also, by means of integral actions delivered via multiplex architecture, guarantee a scalability property of the network. This property implies the rejection of polynomial disturbances and the non-

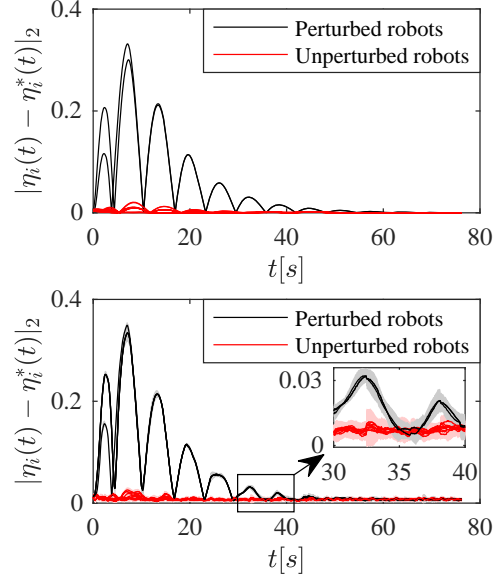


Fig. 7. Top panel: hand position deviations of the robots (in meters) from the Robotarium simulator. Bottom panel: hand position deviations (in meters) from the hardware experiments. Solid lines represent the average hand position deviations across 10 sets of experiments; the shaded area represents the confidence interval corresponding to the standard deviation (part of the plot, between 30s and 40s, has been magnified to enhance visibility of these shaded areas). Disturbances are the ones in (16). See <https://tinyurl.com/4wyacf7z> for the *animated* version of the plot in the bottom panel and for the recording of the experiments from both the simulator and hardware set-up.

amplification of the residual disturbances. To tackle this problem, we presented a set of sufficient conditions for scalability enabling the design of integral multiplex protocols for both leader-follower and leaderless networks consisting of possibly heterogeneous agents affected by communication delays. After turning the results into an optimisation problem, we experimentally evaluated the effectiveness of our approach via in-silico and hardware validations. Besides considering networks with heterogeneous delays, we plan to build on the results of this paper to consider network systems evolving over arbitrary time domains. These *time scales* dynamics (Russo and Wirth, 2022) can be used to model discrete-time systems with non-uniform sampling times. Hence, the time scales formalism might be useful to tackle situations, also observed in Section 6, where the step size is non-uniform and not known a-priori. We will also explore the effectiveness of our results on the design of integral actions for biochemical networks (Qian and Del Vecchio, 2018).

8 Acknowledgments

The authors would like to thank Prof. Francesco Bullo for the insightful discussions on an early version of these results. These inputs helped us to improve the quality of our paper. The authors are also grateful to the anony-

mous referees, who made several helpful comments and suggestions leading to improvements over the originally submitted manuscript.

A Proof of Proposition 1

We start with augmenting the state of the original dynamics by defining

$$z_i(t) := [x_i^\top(t), \zeta_{i,1}^\top(t), \zeta_{i,2}^\top(t), \dots, \zeta_{i,m}^\top(t)]^\top,$$

and where

$$\zeta_{i,k}(t) = r_{i,k}(t) + \sum_{b=0}^{m-k} \frac{(m-1-b)!}{(m-k-b)!} \cdot \bar{a}_{i,m-1-b} \cdot t^{m-k-b},$$

$k = 1, \dots, m$. In these new coordinates the dynamics of the network system becomes

$$\dot{z}_i(t) = \tilde{f}_i(z_i, t) + \tilde{v}_i(z, t) + \tilde{w}_i(t), \quad (\text{A.1})$$

where $\tilde{f}_i(z_i, t) = [f_i^\top(x_i, t), 0_{1 \times n}, \dots, 0_{1 \times n}]^\top$, $\tilde{w}_i(t) = [w_i^\top(t), 0_{1 \times n}, \dots, 0_{1 \times n}]^\top$, $\tilde{v}_i(z, t) = v_i(z, t) + v_i^{(\tau)}(z, t)$ with

$$v_i(z, t) = \begin{bmatrix} h_{i,0}(x(t), x_l(t), t) + \zeta_{i,1}(t) \\ h_{i,1}(x(t), x_l(t), t) + \zeta_{i,2}(t) \\ \vdots \\ h_{i,m-1}(x(t), x_l(t), t) + \zeta_{i,m}(t) \\ h_{i,m}(x(t), x_l(t), t) \end{bmatrix},$$

and

$$v_i^{(\tau)}(z, t) = \begin{bmatrix} h_{i,0}^{(\tau)}(x(t-\tau(t)), x_l(t-\tau(t)), t) \\ h_{i,1}^{(\tau)}(x(t-\tau(t)), x_l(t-\tau(t)), t) \\ \vdots \\ h_{i,m}^{(\tau)}(x(t-\tau(t)), x_l(t-\tau(t)), t) \end{bmatrix}.$$

Condition C1 implies that $x_i^*(t)$ is a solution of the unperturbed network dynamics, i.e. $x_i^*(t)$ is a solution of (1) when there are no disturbances. Moreover, when there are no disturbances, in the augmented dynamics, the solution $z_i^*(t) := [x_i^{*\top}(t), 0_{1 \times n}, \dots, 0_{1 \times n}]^\top$ satisfies $\dot{z}_i^*(t) = \tilde{f}_i(z_i^*, t)$, with $\tilde{f}_i(z_i^*, t) := [f_i^\top(x_i^*, t), 0_{1 \times n}, \dots, 0_{1 \times n}]^\top$. Hence, the dynamics of state deviation (i.e. the error) $e_i(t) = z_i(t) - z_i^*(t)$ is given by

$$\dot{e}_i(t) = \tilde{f}_i(z_i, t) - \tilde{f}_i(z_i^*, t) + \tilde{v}_i(z, t) + \tilde{w}_i(t). \quad (\text{A.2})$$

Following (Desoer and Haneda, 1972), we let $\eta_i(\rho) = \rho z_i + (1-\rho)z_i^*$, $\eta(\rho) = [\eta_1^\top(\rho), \dots, \eta_N^\top(\rho)]^\top$ and then

rewrite the error dynamics as

$$\dot{e}(t) = A(t)e(t) + B(t)e(t-\tau(t)) + \tilde{w}(t), \quad (\text{A.3})$$

where $\tilde{w} = [\tilde{w}_1^\top(t), \dots, \tilde{w}_N^\top(t)]^\top$ and $A(t)$ has entries: (i) $A_{ii}(t) = \int_0^1 (J_{\tilde{f}_i}(\eta_i(\rho), t) + J_{v_i}(\eta_i(\rho), t)) d\rho$; (ii) $A_{ij}(t) = \int_0^1 J_{v_i}(\eta_j(\rho), t) d\rho$. Similarly, $B(t)$ has entries: $B_{ij}(t) = \int_0^1 J_{v_i^{(\tau)}}(\eta_j(\rho), t) d\rho$. In the above expressions, the Jacobian matrices are defined as $J_{\tilde{f}_i}(\eta_i, t) := \frac{\partial \tilde{f}_i(\eta_i, t)}{\partial \eta_i}$, $J_{v_i}(\eta_i, t) := \frac{\partial v_i(\eta_i, t)}{\partial \eta_i}$, $J_{v_i^{(\tau)}}(\eta_i, t) := \frac{\partial v_i^{(\tau)}(\eta_i, t)}{\partial \eta_i}$. Now, consider the coordinate transformation $\tilde{z}(t) := Tz(t)$ and $\tilde{e}(t) := Te(t)$, we have

$$\dot{\tilde{e}}(t) = TA(t)T^{-1}\tilde{e}(t) + TB(t)T^{-1}\tilde{e}(t-\tau(t)) + T\tilde{w}(t). \quad (\text{A.4})$$

Let $|x|_G := \|x\|_p, \dots, \|x_N\|_p$. Then, by taking the Dini derivative of $|\tilde{e}(t)|_G$ we may continue as follows

$$\begin{aligned} D^+|\tilde{e}(t)|_G &= \limsup_{h \rightarrow 0^+} \frac{1}{h} (|\tilde{e}(t+h)|_G - |\tilde{e}(t)|_G) \\ &= \limsup_{h \rightarrow 0^+} \frac{1}{h} (|\tilde{e}(t) + hTA(t)T^{-1}\tilde{e}(t) + hTB(t)T^{-1}\tilde{e}(t-\tau(t)) + hT\tilde{w}(t)|_G - |\tilde{e}(t)|_G) \\ &\leq \limsup_{h \rightarrow 0^+} \frac{1}{h} (\|I + hTA(t)T^{-1}\|_G - 1) |\tilde{e}(t)|_G + |T\tilde{w}(t)|_G \\ &\quad + \|TB(t)T^{-1}\|_G |\tilde{e}(t-\tau(t))|_G \\ &\leq \mu_G(TA(t)T^{-1})|\tilde{e}(t)|_G + \|TB(t)T^{-1}\|_G \sup_{t-\tau_{\max} \leq s \leq t} |\tilde{e}(s)|_G \\ &\quad + |T\tilde{w}(t)|_G \\ &\leq \mu_G(TA(t)T^{-1})|\tilde{e}(t)|_G + \|TB(t)T^{-1}\|_G \sup_{t-\tau_{\max} \leq s \leq t} |\tilde{e}(s)|_G \\ &\quad + \|T\|_G \max_i \|\tilde{w}_i(\cdot)\|_{\mathcal{L}^p}. \end{aligned}$$

Next, we find upper bounds for $\mu_G(TA(t)T^{-1})$ and $\|TB(t)T^{-1}\|_G$ which allow us to apply Lemma 2. First, we give the expression of the matrix $\bar{A}(t)$ which have entries: (i) $\bar{A}_{ii}(t) = J_{\tilde{f}_i}(z_i, t) + J_{v_i}(z_i, t)$; (ii) $\bar{A}_{ij}(t) = J_{v_i}(z_j, t)$, and $\bar{B}(t)$ has entries: $\bar{B}_{ij}(t) = J_{v_i^{(\tau)}}(z_j, t)$. Then, by sub-additivity of matrix measures and matrix norms, we get $\mu_G(TA(t)T^{-1}) \leq \int_0^1 \mu_G(T\bar{A}(t)T^{-1}) d\rho$ and $\|TB(t)T^{-1}\|_G \leq \int_0^1 \|T\bar{B}(t)T^{-1}\|_G d\rho$ (see also Lemma 3.4 in (Russo and Wirth, 2022)). Moreover, from Lemma 1 it then follows that

$$\begin{aligned} \mu_G(T\bar{A}(t)T^{-1}) &\leq \\ &\max_i \left\{ \mu_p(T_i \bar{A}_{ii}(t) T_i^{-1}) + \sum_{j \neq i} \|T_i \bar{A}_{ij}(t) T_j^{-1}\|_p \right\}, \end{aligned}$$

and

$$\|T\bar{B}(t)T^{-1}\|_G \leq \max_i \left\{ \sum_j \|T_i \bar{B}_{ij}(t) T_j^{-1}\|_p \right\}.$$

Condition $C2$ and $C3$ yield

$$\max_i \left\{ \mu_p(T_i \bar{A}_{ii}(t) T_i^{-1}) + \sum_{j \neq i} \|T_i \bar{A}_{ij}(t) T_j^{-1}\|_p \right\} \leq -\bar{\sigma},$$

and

$$\max_i \left\{ \sum_j \|T_i \bar{B}_{ij}(t) T_j^{-1}\|_p \right\} \leq \underline{\sigma},$$

for some $0 \leq \underline{\sigma} < \bar{\sigma} < +\infty$. This implies that

$$\mu_G(TA(t)T^{-1}) + \|TB(t)T^{-1}\|_G \leq -\bar{\sigma} + \underline{\sigma} := -\sigma,$$

and Lemma 2 then yields

$$|\tilde{e}(t)|_G \leq \sup_{t_0 - \tau_{\max} \leq s \leq t_0} |\tilde{e}(s)|_G e^{-\hat{\lambda}(t-t_0)} + \frac{\|T\|_G}{\bar{\sigma} - \underline{\sigma}} \max_i \|\tilde{w}_i(\cdot)\|_{\mathcal{L}_\infty^p},$$

with $\hat{\lambda}$ defined as in the statement of the proposition. Since $\tilde{e}(t) = Te(t)$ we get $|e(t)|_G \leq \|T^{-1}\|_G |\tilde{e}(t)|_G$ and $|\tilde{e}(t)|_G \leq \|T\|_G |e(t)|_G$. We also notice that the definition of $\tilde{w}_i(t)$ implies that $\|\tilde{w}_i(\cdot)\|_{\mathcal{L}_\infty^p} = \|w_i(\cdot)\|_{\mathcal{L}_\infty^p}$. Hence

$$|e(t)|_G \leq \|T^{-1}\|_G \|T\|_G \left(\sup_{t_0 - \tau_{\max} \leq s \leq t_0} |e(s)|_G e^{-\hat{\lambda}(t-t_0)} + \frac{1}{\bar{\sigma} - \underline{\sigma}} \max_i \|w_i(\cdot)\|_{\mathcal{L}_\infty^p} \right).$$

We note that $|e_i(t)|_p = |[x_i^\top(t) - x_i^{*\top}(t), \zeta_{i,1}^\top(t), \dots, \zeta_{i,m}^\top(t)]_p \geq |[x_i^\top(t) - x_i^{*\top}(t), 0_{1 \times n}, \dots, 0_{1 \times n}]_p = |x_i(t) - x_i^*(t)|_p$, and $|e_i(t_0)|_p = |[x_i^\top(t_0) - x_i^{*\top}(t_0), \zeta_{i,1}^\top(t_0), \dots, \zeta_{i,m}^\top(t_0)]_p \leq |x_i(t_0) - x_i^*(t_0)|_p + |\zeta_{i,1}(t_0)|_p + \dots + |\zeta_{i,m}(t_0)|_p$. Hence, $|x_i(t) - x_i^*(t)|_p \leq |e_i(t)|_p$ and $|e_i(t_0)|_p \leq |x_i(t_0) - x_i^*(t_0)|_p + \sum_{k=1}^m |\zeta_{i,k}(t_0)|_p$. We then finally obtain the upper bound of the state deviation

$$\begin{aligned} \max_i |x_i(t) - x_i^*(t)|_p &\leq \frac{\kappa_G(T)}{\bar{\sigma} - \underline{\sigma}} \max_i \|w_i(\cdot)\|_{\mathcal{L}_\infty^p} \\ &+ \kappa_G(T) e^{-\hat{\lambda}(t-t_0)} \max_i \sup_{t_0 - \tau_{\max} \leq s \leq t_0} |x_i(s) - x_i^*(s)|_p \\ &+ \kappa_G(T) e^{-\hat{\lambda}(t-t_0)} \max_i \sup_{t_0 - \tau_{\max} \leq s \leq t_0} \sum_{k=1}^m |r_{i,k}(s)| \\ &+ \sum_{b=0}^{m-k} \frac{(m-1-b)!}{(m-k-b)!} \cdot \bar{d}_{i,m-1-b} \cdot s^{m-k-b}|_p, \forall N. \end{aligned}$$

B Recasting the fulfillment of $C2$ and $C3$ as an optimisation problem

The optimisation problem in (15) was obtained by noticing that $C2$ and $C3$ can be fulfilled by solving the following optimisation problem:

$$\begin{aligned} \min_{\bar{\xi}} \quad & \mathcal{J} \\ \text{s.t.} \quad & k_0 \geq 0, k_1 \geq 0, k_2 \geq 0, k_0^{(\tau)} \geq 0, k_1^{(\tau)} \geq 0, k_2^{(\tau)} \geq 0, \\ & k^\psi > 0, k_0 + k_0^{(\tau)} > 0, k_1 + k_1^{(\tau)} > 0, k_2 + k_2^{(\tau)} > 0, \\ & \bar{\sigma} > 0, \underline{\sigma} \geq 0, \bar{\sigma} - \underline{\sigma} > 0, \mu_2(\bar{T} \bar{A}_{ii} \bar{T}^{-1}) \leq -\bar{\sigma}, \\ & \sum_{j \in \mathcal{N}_i} \|\bar{T} \bar{B}_{ij}(t) \bar{T}^{-1}\|_2 + \|\bar{T} \bar{B}_{ii}(t) \bar{T}^{-1}\|_2 \leq \underline{\sigma}, \end{aligned} \tag{B.2}$$

where the decision variables are $\bar{\xi} := [k_0, k_1, k_2, k_0^{(\tau)}, k_1^{(\tau)}, k_2^{(\tau)}, k^\psi, \underline{\sigma}, \bar{\sigma}, \alpha_1, \alpha_2]$ and the cost is defined as in Section 5. The matrices $\bar{B}_{ii}, \bar{B}_{ij}$ are given in (B.1) and \bar{A}_{ii} is given in (14), in accordance with Proposition 1 while the transformation matrix \bar{T} is also given in (14). In order to find the control gains, we propose to solve the optimisation problem for fixed α_1, α_2 . Further, in order to obtain a suitable formulation for the optimisation, we recast the constraints in (B.2) as LMIs as follows. First, by definition, $\mu_2(\bar{T} \bar{A}_{ii} \bar{T}^{-1}) \leq -\bar{\sigma}$ is equivalent to $[\bar{T} \bar{A}_{ii} \bar{T}^{-1}]_s \preceq -\bar{\sigma} I_6$. Moreover, the constraint $\sum_{j \in \mathcal{N}_i} \|\bar{T} \bar{B}_{ij}(t) \bar{T}^{-1}\|_2 + \|\bar{T} \bar{B}_{ii}(t) \bar{T}^{-1}\|_2 \leq \underline{\sigma}$ is satisfied if we impose that $\|\bar{T} \bar{B}_{ii}(t) \bar{T}^{-1}\|_2 \leq \frac{\underline{\sigma}}{2}$ and, simultaneously, $\|\bar{T} \bar{B}_{ij}(t) \bar{T}^{-1}\|_2 \leq \frac{\underline{\sigma}}{2N}, \forall j \in \mathcal{N}_i$. In turn, since $-1 \leq \frac{\partial \tanh(\eta_j - \eta_i - \delta_{ji}^*)}{\partial \eta_i} \leq 0$ and $|\mathcal{N}_i| \leq \bar{N}$ we have (by means of the absolutely homogeneous property for matrix norms) that $\|\bar{T} \bar{B}_{ii}(t) \bar{T}^{-1}\|_2 \leq \|\bar{T} \tilde{B}_{ii}(t) \bar{T}^{-1}\|_2$ with \tilde{B}_{ii} defined in (14). Analogously, we have that $\|\bar{T} \bar{B}_{ij}(t) \bar{T}^{-1}\|_2 \leq \|\bar{T} \tilde{B}_{ij}(t) \bar{T}^{-1}\|_2$, with \tilde{B}_{ij} defined in (14). Hence, the constraints on the norm in (B.2) are satisfied if $\|\bar{T} \tilde{B}_{ii}(t) \bar{T}^{-1}\|_2 \leq \frac{\underline{\sigma}}{2}$ and $\|\bar{T} \tilde{B}_{ij}(t) \bar{T}^{-1}\|_2 \leq \frac{\underline{\sigma}}{2N}, \forall j \in \mathcal{N}_i$ which, following (Boyd and Vandenberghe, 2004, Example 4.6.3), can be written as $(\frac{\underline{\sigma}}{2N})^2 I_6 - (\bar{T} \tilde{B}_{ij} \bar{T}^{-1})^\top (\bar{T} \tilde{B}_{ij} \bar{T}^{-1}) \succeq 0$ and $(\frac{\underline{\sigma}}{2})^2 I_6 - (\bar{T} \tilde{B}_{ii} \bar{T}^{-1})^\top (\bar{T} \tilde{B}_{ii} \bar{T}^{-1}) \succeq 0$. Now, by means of Schur complement (Horn and Johnson, 1985, Theorem 7.7.7), this pair of inequalities is equivalent to

$$\begin{aligned} \begin{bmatrix} \frac{\underline{\sigma}}{2N} I_6 & (\bar{T} \tilde{B}_{ij} \bar{T}^{-1})^\top \\ \bar{T} \tilde{B}_{ij} \bar{T}^{-1} & \frac{\underline{\sigma}}{2N} I_6 \end{bmatrix} &\succeq 0, \\ \begin{bmatrix} \frac{\underline{\sigma}}{2} I_6 & (\bar{T} \tilde{B}_{ii} \bar{T}^{-1})^\top \\ \bar{T} \tilde{B}_{ii} \bar{T}^{-1} & \frac{\underline{\sigma}}{2} I_6 \end{bmatrix} &\succeq 0. \end{aligned}$$

Since the cost is quadratic and the constraints are LMIs, the optimisation problem in (15) is convex for fixed α 's.

$$\bar{B}_{ii}(t) = |\mathcal{N}_i| \begin{bmatrix} \bar{g}_0 I_2 & 0_2 & 0_2 \\ \bar{g}_1 I_2 & 0_2 & 0_2 \\ \bar{g}_2 I_2 & 0_2 & 0_2 \end{bmatrix} \frac{\partial \tanh(\eta_j - \eta_i - \delta_{ji}^*)}{\partial \eta_i}, \bar{B}_{ij}(t) = \begin{bmatrix} \bar{g}_0 I_2 & 0_2 & 0_2 \\ \bar{g}_1 I_2 & 0_2 & 0_2 \\ \bar{g}_2 I_2 & 0_2 & 0_2 \end{bmatrix} \frac{\partial \tanh(\eta_j - \eta_i - \delta_{ji}^*)}{\partial \eta_j}. \quad (\text{B.1})$$

Rejecting Higher Order Polynomials

The optimisation setting of Section 5 is suitable to design control protocols able to reject polynomials of arbitrary (say, $m - 1$) order. We recall that, to reject such a disturbance the protocol needs to have m multiplex layers (Remark 5). Hence, we design a protocol of the form of (13) but with m layers. The coupling functions for the n -th layer, $n \in \{0, \dots, m\}$, are, in analogy to (13):

$$\begin{aligned} h_{i,n}(\eta, \eta_i, t) &= k_n(\eta_i - \eta_i - \delta_{ii}^*), \\ h_{i,n}^{(\tau)}(\eta, \eta_i, t) &= k_n^{(\tau)} \sum_{j \in \mathcal{N}_i} \psi(\eta_j - \eta_i - \delta_{ji}^*), \end{aligned} \quad (\text{B.4})$$

where $\psi(x) := \tanh(k^\psi x)$ as in (13) and $k_n, k_n^{(\tau)}, k^\psi$ are the control parameters to be designed. Now, $C2$ and $C3$ can be fulfilled by solving the following problem:

$$\begin{aligned} \min_{\xi} \mathcal{J} \\ \text{s.t.} \quad k_n \geq 0, k_n^{(\tau)} \geq 0, k_n + k_n^{(\tau)} > 0, n \in \{0, \dots, m\}, \\ k^\psi > 0, \bar{\sigma} > 0, \underline{\sigma} \geq 0, \bar{\sigma} - \underline{\sigma} > 0, \\ \mu_2(\bar{T} \bar{A}_{ii} \bar{T}^{-1}) \leq -\bar{\sigma}, \\ \sum_{j \in \mathcal{N}_i} \|\bar{T} \bar{B}_{ij}(t) \bar{T}^{-1}\|_2 + \|\bar{T} \bar{B}_{ii}(t) \bar{T}^{-1}\|_2 \leq \underline{\sigma}, \end{aligned} \quad (\text{B.5})$$

where $\bar{A}_{ii}, \bar{B}_{ii}, \bar{B}_{ij}$ are given by (4) – the explicit expressions for these matrices together with the expression of the transformation matrix \bar{T} are given, for completeness, in (B.3) where $\bar{g}_n := k^\psi k_n^{(\tau)}$, $n \in \{0, \dots, m\}$. The decision variables are $\xi := [k_0, \dots, k_m, k_0^{(\tau)}, \dots, k_m^{(\tau)}, k^\psi, \underline{\sigma}, \bar{\sigma}, \alpha_1, \dots, \alpha_m]$. As in Section 5, the cost function can be chosen to maximize the upper bound of the inter-robot coupling functions (see the discussion in Section 5). Then, following the same steps used to obtain (B.2) the constraints in (B.5) can be recast using LMIs and

this yields the analogous of (15):

$$\begin{aligned} \min_{\xi} \mathcal{J} \\ \text{s.t.} \quad k_n \geq 0, \bar{g}_n \geq 0, k_n + \bar{g}_n > 0, n \in \{0, \dots, m\}, \\ \bar{\sigma} > 0, \underline{\sigma} \geq 0, \bar{\sigma} - \underline{\sigma} > 0, \\ [\bar{T} \bar{A}_{ii} \bar{T}^{-1}]_s \leq -\bar{\sigma} I_{(m+1)n}, \\ \begin{bmatrix} \frac{\underline{\sigma}}{2\bar{N}} I_{(m+1)n} & (\bar{T} \bar{B}_{ij} \bar{T}^{-1})^\top \\ \bar{T} \bar{B}_{ij} \bar{T}^{-1} & \frac{\underline{\sigma}}{2\bar{N}} I_{(m+1)n} \end{bmatrix} \succeq 0, \\ \begin{bmatrix} \frac{\underline{\sigma}}{2} I_{(m+1)n} & (\bar{T} \bar{B}_{ii} \bar{T}^{-1})^\top \\ \bar{T} \bar{B}_{ii} \bar{T}^{-1} & \frac{\underline{\sigma}}{2} I_{(m+1)n} \end{bmatrix} \succeq 0. \end{aligned} \quad (\text{B.6})$$

where $\xi = [k_0, \dots, k_m, \bar{g}_0, \dots, \bar{g}_m, \underline{\sigma}, \bar{\sigma}]$ and

$$\tilde{B}_{ii} = -\bar{N} \begin{bmatrix} \bar{g}_0 I_n & 0_n & \cdots & 0_n \\ \vdots & \vdots & \ddots & \vdots \\ \bar{g}_m I_n & 0_n & \cdots & 0_n \end{bmatrix}, \tilde{B}_{ij} = \begin{bmatrix} \bar{g}_0 I_n & 0_n & \cdots & 0_n \\ \vdots & \vdots & \ddots & \vdots \\ \bar{g}_m I_n & 0_n & \cdots & 0_n \end{bmatrix}$$

with \bar{N} defined as in (14).

References

- Abolfazli, E., Besselink, B., Charalambous, T., 2021. On time headway selection in platoons under the MPF topology in the presence of communication delays. *IEEE Transactions on Intelligent Transportation Systems*, 1–14.
- Aminzare, Z., Sontag, E. D., 2014. Contraction methods for nonlinear systems: A brief introduction and some open problems. In: *53rd IEEE Conference on Decision and Control*. IEEE, pp. 3835–3847.
- Andreasson, M., Dimarogonas, D. V., Sandberg, H., Johansson, K. H., 2014. Distributed control of networked dynamical systems: Static feedback, integral action and consensus. *IEEE Transactions on Automatic Control* 59 (7), 1750–1764.
- Besselink, B., Johansson, K. H., 2017. String stability and a delay-based spacing policy for vehicle platoons subject to disturbances. *IEEE Transactions on Automatic Control* 62 (9), 4376–4391.
- Besselink, B., Knorn, S., 2018. Scalable input-to-state stability for performance analysis of large-scale networks. *IEEE Control Systems Letters* 2 (3), 507–512.

- Boyd, S., Vandenberghe, L., 2004. Convex optimization. Cambridge university press.
- Burbano Lombana, D. A., di Bernardo, M., 2016. Multiplex PI control for consensus in networks of heterogeneous linear agents. *Automatica* 67, 310–320.
- Centorrino, V., Bullo, F., Russo, G., 2022. Contraction analysis of hopfield neural networks with hebbian learning. In: 2022 IEEE 61st Conference on Decision and Control (CDC). pp. 622–627.
- Davydov, A., Proskurnikov, A. V., Bullo, F., 2021. Non-Euclidean contractivity of recurrent neural networks. arXiv preprint arXiv:2110.08298.
- De Domenico, M., Solé-Ribalta, A., Cozzo, E., Kivela, M., Moreno, Y., Porter, M. A., Gómez, S., Arenas, A., 2013. Mathematical formulation of multilayer networks. *Physical Review X* 3 (4), 041022.
- Desoer, C., Haneda, H., 1972. The measure of a matrix as a tool to analyze computer algorithms for circuit analysis. *IEEE Transactions on Circuit Theory* 19 (5), 480–486.
- di Bernardo, M., Fiore, D., Russo, G., Scafuti, F., 2016. Convergence, consensus and synchronization of complex networks via contraction theory. *Complex Systems and Networks*, 313–339.
- di Bernardo, M., Salvi, A., Santini, S., 2015. Distributed consensus strategy for platooning of vehicles in the presence of time-varying heterogeneous communication delays. *IEEE Transactions on Intelligent Transportation Systems* 16 (1), 102–112.
- Dörfler, F., Bullo, F., 2014. Synchronization in complex networks of phase oscillators: A survey. *Automatica* 50 (6), 1539–1564.
- Fan, H., Ramirez, A., Sipahi, R., 2021. Consensus stability of a large scale robotic network under input and transmission delays. *IEEE Transactions on Control of Network Systems*, 1–1.
- Feng, S., Zhang, Y., Li, S. E., Cao, Z., Liu, H. X., Li, L., 2019. String stability for vehicular platoon control: Definitions and analysis methods. *Annual Reviews in Control* 47, 81–97.
- Freeman, R. A., Yang, P., Lynch, K. M., 2006. Stability and convergence properties of dynamic average consensus estimators. In: 45th IEEE Conference on Decision and Control. IEEE, pp. 338–343.
- Gao, H., Chen, T., Lam, J., 2008. A new delay system approach to network-based control. *Automatica* 44 (1), 39–52.
- Giaccagli, M., Astolfi, D., Andrieu, V., Marconi, L., 2021. Sufficient conditions for global integral action via incremental forwarding for input-affine nonlinear systems. *IEEE Transactions on Automatic Control*, 1–1.
- Gomez, S., Diaz-Guilera, A., Gomez-Gardenes, J., Perez-Vicente, C. J., Moreno, Y., Arenas, A., 2013. Diffusion dynamics on multiplex networks. *Physical review letters* 110 (2), 028701.
- Horn, R. A., Johnson, C. R., 1985. Matrix Analysis. Cambridge University Press.
- Jafarpour, S., Davydov, A., Proskurnikov, A., Bullo, F., 2021. Robust implicit networks via non-Euclidean contractions. *Advances in Neural Information Processing Systems* 34.
- Kim, K.-S., Rew, K.-H., Kim, S., 2010. Disturbance observer for estimating higher order disturbances in time series expansion. *IEEE Transactions on Automatic Control* 55 (8), 1905–1911.
- Knorn, S., Besselink, B., 2020. Scalable robustness of interconnected systems subject to structural changes. *IFAC-PapersOnLine* 53 (2), 3373–3378.
- Knorn, S., Donaire, A., Agüero, J. C., Middleton, R. H., 2014a. Passivity-based control for multi-vehicle systems subject to string constraints. *Automatica* 50 (12), 3224–3230.
- Knorn, S., Donaire, A., Agüero, J. C., Middleton, R. H., 2014b. Passivity-based control for multi-vehicle systems subject to string constraints. *Automatica* 50 (12), 3224–3230.
- Lawton, J., Beard, R., Young, B., 2003. A decentralized approach to formation maneuvers. *IEEE Transactions on Robotics and Automation* 19 (6), 933–941.
- Li, D., Ge, S. S., He, W., Ma, G., Xie, L., 2019. Multilayer formation control of multi-agent systems. *Automatica*

$$\begin{aligned}
\bar{T} &= \begin{bmatrix} I_n & \alpha_1 I_n & 0_n & \cdots & 0_n \\ 0_n & I_n & \alpha_2 I_n & \cdots & 0_n \\ \vdots & \vdots & \vdots & \ddots & \vdots \\ 0_n & 0_n & 0_n & \cdots & \alpha_m I_n \\ 0_n & 0_n & 0_n & \cdots & I_n \end{bmatrix}, \bar{A}_{ii} = \begin{bmatrix} -k_0 I_n & I_n & 0_n & \cdots & 0_n \\ -k_1 I_n & 0_n & I_n & \cdots & 0_n \\ \vdots & \vdots & \vdots & \ddots & \vdots \\ -k_{m-1} I_n & 0_n & 0_n & \cdots & I_n \\ -k_m I_n & 0_n & 0_n & \cdots & 0_n \end{bmatrix}, \\
\bar{B}_{ii}(t) &= |\mathcal{N}_i| \begin{bmatrix} \bar{g}_0 I_n & 0_n & \cdots & 0_n \\ \vdots & \vdots & \ddots & \vdots \\ \bar{g}_m I_n & 0_n & \cdots & 0_n \end{bmatrix} \frac{\partial \tanh(\eta_j - \eta_i - \delta_{ji}^*)}{\partial \eta_i}, \bar{B}_{ij}(t) = \begin{bmatrix} \bar{g}_0 I_n & 0_n & \cdots & 0_n \\ \vdots & \vdots & \ddots & \vdots \\ \bar{g}_m I_n & 0_n & \cdots & 0_n \end{bmatrix} \frac{\partial \tanh(\eta_j - \eta_i - \delta_{ji}^*)}{\partial \eta_j}.
\end{aligned} \tag{B.3}$$

- 109, 108558.
- Li, W., Chen, Z., Liu, Z., 2013. Leader-following formation control for second-order multiagent systems with time-varying delay and nonlinear dynamics. *Nonlinear Dynamics* 72 (4), 803–812.
- Liu, H., Tian, Y., Lewis, F. L., Wan, Y., Valavanis, K. P., 2019. Robust formation tracking control for multiple quadrotors under aggressive maneuvers. *Automatica* 105, 179–185.
- Liu, X., Ge, S. S., Goh, C.-H., 2018. Vision-based leader-follower formation control of multiagents with visibility constraints. *IEEE Transactions on Control Systems Technology* 27 (3), 1326–1333.
- Lohmiller, W., Slotine, J.-J., 1998. On contraction analysis for non-linear systems. *Automatica* 34 (6), 683–696.
- Mirabilio, M., Iovine, A., De Santis, E., Di Benedetto, M. D., Pola, G., 2021. String stability of a vehicular platoon with the use of macroscopic information. *IEEE Transactions on Intelligent Transportation Systems* 22 (9), 5861–5873.
- Monteil, J., Russo, G., 2017. On the design of nonlinear distributed control protocols for platooning systems. *IEEE Control Systems Letters* 1 (1), 140–145.
- Monteil, J., Russo, G., Shorten, R., 2019. On \mathcal{L}_∞ string stability of nonlinear bidirectional asymmetric heterogeneous platoon systems. *Automatica* 105, 198–205.
- Mucha, P. J., Richardson, T., Macon, K., Porter, M. A., Onnela, J.-P., 2010. Community structure in time-dependent, multiscale, and multiplex networks. *Science* 328 (5980), 876–878.
- Ofir, R., Bullo, F., Margaliot, M., 2022. Minimum effort decentralized control design for contracting network systems. arXiv preprint arXiv:2203.10392.
- Olfati-Saber, R., Murray, R., 2004. Consensus problems in networks of agents with switching topology and time-delays. *IEEE Transactions on Automatic Control* 49 (9), 1520–1533.
- Panagou, D., Kyriakopoulos, K. J., 2011. Switching control approach for the robust practical stabilization of a unicycle-like marine vehicle under non-vanishing perturbations. In: 2011 IEEE International Conference on Robotics and Automation. pp. 1525–1530.
- Pant, A., Seiler, P., Hedrick, K., 2002. Mesh stability of look-ahead interconnected systems. *IEEE Transactions on Automatic Control* 3, 403 – 407.
- Park, G., Joo, Y., Shim, H., Back, J., 2012. Rejection of polynomial-in-time disturbances via disturbance observer with guaranteed robust stability. In: 51st IEEE Conference on Decision and Control. pp. 949–954.
- Peters, A. A., Middleton, R. H., Mason, O., 2014. Leader tracking in homogeneous vehicle platoons with broadcast delays. *Automatica* 50 (1), 64 – 74.
- Ploeg, J., van de Wouw, N., Nijmeijer, H., 2014. \mathcal{L}_p string stability of cascaded systems: Application to vehicle platooning. *IEEE Transactions on Control Systems Technology* 22 (2), 786–793.
- Qian, Y., Del Vecchio, D., 2018. Realizing integral control in living cells: how to overcome leaky integration due to dilution? *Journal of The Royal Society Interface* 15 (139), 20170902.
- Revay, M., Manchester, I., 2020. Contracting implicit recurrent neural networks: Stable models with improved trainability. In: 2nd Conference on Learning for Dynamics and Control. Vol. 120 of Proceedings of Machine Learning Research. PMLR, pp. 393–403.
- Robotarium, 2022. Robotarium Matlab Simulator. URL <https://tinyurl.com/3rajpnep>
- Russo, G., di Bernardo, M., Sontag, E. D., 2010a. Global entrainment of transcriptional systems to periodic inputs. *PLoS computational biology* 6 (4), e1000739.
- Russo, G., di Bernardo, M., Sontag, E. D., 2010b. Stability of networked systems: A multi-scale approach using contraction. In: 49th IEEE Conference on Decision and Control. pp. 6559–6564.
- Russo, G., Wirth, F., 2022. Matrix measures, stability and contraction theory for dynamical systems on time scales. *Discrete and Continuous Dynamical Systems - B* 27 (6), 3345–3374.
- Seiler, P., Pant, A., Hedrick, J., 1999. Preliminary investigation of mesh stability for linear systems. In: ASME International Mechanical Engineering Congress and Exposition. Vol. 16349. American Society of Mechanical Engineers, pp. 359–364.
- Seyboth, G. S., Allgöwer, F., 2015. Output synchronization of linear multi-agent systems under constant disturbances via distributed integral action. In: 2015 American Control Conference. IEEE, pp. 62–67.
- Shiromoto, H. S., Revay, M., Manchester, I. R., 2019. Distributed nonlinear control design using separable control contraction metrics. *IEEE Transactions on Control of Network Systems* 6 (4), 1281–1290.
- Siljak, D. D., 2011. Decentralized control of complex systems. Courier Corporation.
- Silva, G. F., Donaire, A., McFadyen, A., Ford, J. J., 2021. String stable integral control design for vehicle platoons with disturbances. *Automatica* 127, 109542.
- Silva, G. F., Donaire, A., Seron, M. M., McFadyen, A., Ford, J., 2022. String stability in microgrids using frequency controlled inverter chains. *IEEE Control Systems Letters* 6, 1484–1489.
- Simpson-Porco, J. W., 2021. Analysis and synthesis of low-gain integral controllers for nonlinear systems. *IEEE Transactions on Automatic Control* 66 (9), 4148–4159.
- Sridhar, S., Govindarasu, M., 2014. Model-based attack detection and mitigation for automatic generation control. *IEEE Transactions on Smart Grid* 5 (2), 580–591.
- Stüdtli, S., Seron, M., Middleton, R., 2017. From vehicular platoons to general networked systems: String stability and related concepts. *Annual Reviews in Control* 44, 157–172.
- Swaroop, D., Hedrick, J., 1996. String stability of interconnected systems. *IEEE Transactions on Automatic Control* 41 (3), 349–357.
- Tanner, H., Pappas, G., Kumar, V., 2002. Input-to-state stability on formation graphs. In: 41st IEEE Confer-

- ence on Decision and Control, 2002. Vol. 3. pp. 2439–2444 vol.3.
- Tanner, H., Pappas, G., Kumar, V., 2004. Leader-to-formation stability. *IEEE Transactions on Robotics and Automation* 20 (3), 443–455.
- Tran, D., Yucelen, T., Pasiliao, E. L., 2020. Formation control with multiplex information networks. *IEEE Transactions on Control Systems Technology* 28 (2), 462–476.
- Tsukamoto, H., Chung, S.-J., Slotine, J.-J. E., 2021. Contraction theory for nonlinear stability analysis and learning-based control: A tutorial overview. *Annual Reviews in Control* 52, 135–169.
- Wang, W., Slotine, J.-J., 2006. Contraction analysis of time-delayed communications and group cooperation. *IEEE Transactions on Automatic Control* 51 (4), 712–717.
- Wang, X., Saberi, A., Stoorvogel, A. A., Grip, H. F., Yang, T., 2013. Consensus in the network with uniform constant communication delay. *Automatica* 49 (8), 2461–2467.
- Wen, L., Yu, Y., Wang, W., 2008. Generalized halanay inequalities for dissipativity of volterra functional differential equations. *Journal of Mathematical Analysis and Applications* 347 (1), 169–178.
- Wilson, S., Glotfelter, P., Wang, L., Mayya, S., Nottomista, G., Mote, M., Egerstedt, M., 2020. The robotarium: Globally impactful opportunities, challenges, and lessons learned in remote-access, distributed control of multirobot systems. *IEEE Control Systems Magazine* 40 (1), 26–44.
- Xie, S., Russo, G., 2022. On the design of scalable networks rejecting first order disturbances. Vol. 55. pp. 216–221, 9th IFAC Conference on Networked Systems NECSYS 2022. See <https://arxiv.org/abs/2202.07638> for an extended version of the conference paper with preliminary proofs.
- Xie, S., Russo, G., 2023. On the design of multiplex control to reject disturbances in nonlinear network systems affected by heterogeneous delays. In: To be presented at the 2023 American Control Conference. See <https://arxiv.org/abs/2209.08993> for an extended version of the conference paper.
- Xie, S., Russo, G., Middleton, R. H., 2021. Scalability in nonlinear network systems affected by delays and disturbances. *IEEE Transactions on Control of Network Systems* 8 (3), 1128–1138.
- Xie, X.-J., Liu, L., 2013. A homogeneous domination approach to state feedback of stochastic high-order nonlinear systems with time-varying delay. *IEEE Transactions on Automatic Control* 58 (2), 494–499.
- Zhang, Z., Yu, S., 2016. Global asymptotic stability for a class of complex-valued Cohen–Grossberg neural networks with time delays. *Neurocomputing* 171, 1158 – 1166.