

UTTS: Unsupervised TTS with Conditional Disentangled Sequential Variational Auto-encoder

[‡]Jiachen Lian*

UC Berkeley, EECS, CA
jiachenlian@berkeley.edu

[‡]Chunlei Zhang

Tencent AI Lab, Bellevue, WA
cleizhang@tencent.com

Gopala K. Anumanchipalli

UC Berkeley, EECS, CA
gopala@berkeley.edu

Dong Yu

Tencent AI Lab, Bellevue, WA
dyu@tencent.com

Abstract

In this paper, we propose a novel unsupervised text-to-speech (UTTS) framework which does not require text-audio pairs for the TTS acoustic modeling (AM). UTTS is a multi-speaker speech synthesizer developed from the perspective of disentangled speech representation learning. The framework offers a flexible choice of a speaker’s duration model, timbre feature (identity) and content for TTS inference. We leverage recent advancements in self-supervised speech representation learning as well as speech synthesis front-end techniques for the system development. Specifically, we utilize a lexicon to map input text to the phoneme sequence, which is expanded to the frame-level forced alignment (FA) with a speaker-dependent duration model. Then, we develop an alignment mapping module that converts the FA to the unsupervised alignment (UA). Finally, a Conditional Disentangled Sequential Variational Auto-encoder (C-DSVAE), serving as the self-supervised TTS AM, takes the predicted UA and a target speaker embedding to generate the mel spectrogram, which is ultimately converted to waveform with a neural vocoder. We show how our method enables speech synthesis without using a paired TTS corpus. Experiments demonstrate that UTTS can synthesize speech of high naturalness and intelligibility measured by human and objective evaluations.

1 Introduction

Text-to-speech (TTS) synthesis plays an important role for human computer interaction. With the continuous development of neural-based TTS systems, e.g., Tacotron [1], DurIAN [2], FastSpeech [3; 4; 5] or more recent Glow-TTS series [6; 7; 8], high-fidelity synthetic speech has been produced and the gap between machine generated speech and real speech is reduced. This is especially true for languages with rich resources, which refers to a sizeable high quality parallel speech and textual data. Usually, the supervised TTS system requires dozens of hours of single-speaker high quality data to retain a good performance. However, collecting and labeling such data is a non-trivial task, which is time-consuming and expensive. In that sense, current supervised solutions are still have their limitations on the demanding needs of ubiquitous deployment of customized speech synthesizers for AI assistants, gaming or entertainment industries. Natural, flexible and controllable TTS pathways become more essential when facing these diverse needs.

One possible way to relax the aforementioned limitation is to develop unsupervised text-to-speech (UTTS) synthesis, which does not require parallel speech and textual data for training the TTS

*Work done when Jiachen was an intern at Tencent AI Lab, Bellevue, WA. [‡] Equal contribution.

acoustic models (AM). In this preliminary study, we propose a novel UTTS framework based on the recent advancement of self-supervised learning (SSL) techniques for speech representation [9; 10]. Like many conventional supervised TTS systems, our proposed UTTS framework is essentially a two-stage TTS process, namely an acoustic model that converts a raw text to a mel spectrogram and a vocoder which transforms the mel spectrogram to the speech waveform. While the supervised TTS AM achieves the text to mel spectrogram transformation by explicitly composing an external aligner or by learning a latent alignment, the UTTS AM must resolve this mapping with an indirect way since no paired TTS training data is available.

For conceptual comparison purpose, Fig.1 illustrates the necessary components of a typical supervised TTS AM (e.g., DurIAN [2] or FastSpeech2 [4] which shares a similar structure) and our UTTS AM. Although UTTS follows most of the procedures of supervised AM during inference, the UTTS AM differs the supervised AM in three major ways: 1) For supervised AM, the neural network maps the forced alignment of phoneme sequence to frame-by-frame acoustic features. We replace the forced alignment with an unsupervised alignment, which is derived from the acoustic partition with the SSL features (i.e., kmeans labels of WavLM [10] features). 2) supervised AMs (DurIAN and FastSpeech2) are only trained with TTS speech data, since UTTS investigates the Conditional Disentangled Sequential Variational Auto-encoder (C-DSVAE [11]) as the backbone, the self-supervised/unsupervised model possibly enables more generic speech data to build a more generalized AM instead of being restricted with the TTS data only. 3) UTTS uses external speech recognition data to train the multi-speaker duration model and the projection between the forced alignment to the unsupervised alignment, while traditional TTS AMs rarely introduces such variability.

For system implementation and experimental studies, the multi-speaker VCTK dataset [12] is utilized to demonstrate the effectiveness of the proposed method. We show the possibility that UTTS can generate speech of high naturalness and intelligibility in terms of objective and subjective tests.

The main contributions of this work are summarized as follows:

- We justify that unsupervised TTS is feasible.
- UTTS and voice conversion are unified under a generative model (C-DSVAE), showing the potential of self-supervised (disentangled) representation learning.
- UTTS is a flexible framework that bridges control signal (text) and generated voice and enables more fine grained processes for controllable and customized TTS.

2 Related Work

Supervised TTS: the neural network based supervised TTS systems can be generally categorised into two forms, the end-to-end methods [13; 14] that directly maps text to speech waveform and the two-stage solutions [1; 2; 3; 4; 5; 7; 8] that utilize an acoustic model to convert text to frame by frame acoustic features (e.g., mel spectrogram) and a vocoder transforms the intermediate features to the waveform. While the end-to-end TTS draws an increased attention for some tasks, most of the current studies still follow the two-stage methods, mainly because of the less constraint from the data and optimization. As mentioned in the Introduction, the proposed UTTS system assembles like the two-stage supervised TTS, with the differences in some of the critical building blocks.

Unsupervised TTS: there are not so many successful tries of the unsupervised TTS system development until recently. Thanks to the recent development of self-supervised speech representation learning, both systems in [15; 16] used an unsupervised ASR model to transcribe the TTS speech data. With the pseudo labels, they once again can adopt the supervised TTS recipe to build the unsupervised TTS systems. The result indicates that it is possible to produce speech with high intelligibility even without paired TTS data. Contrasting with our unsupervised approach, instead of transcribing the training speech data and performing supervised network mapping, our TTS AM

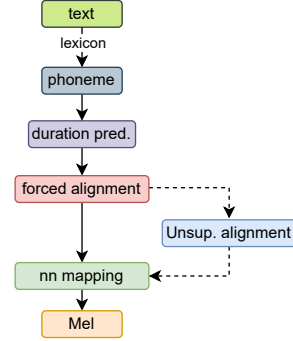


Figure 1: Supervised TTS AM → UTTS AM

is a variant of variational auto-encoder (i.e., C-DSVAE [11]), with unsupervised alignment as the condition to regularize the output to follow the phonetic structure. With this design, our UTTS system requires an additional mapping for text (forced alignment) space to the unsupervised alignment space, which is a data driven process with the employment of external ASR data.

Disentangled speech representation for voice generation: speech disentanglement algorithms, such as DSVAE and C-DSVAE [17; 18; 11], provide a way to isolate global timbre/speaker feature and local content features. Our work is closely related to disentangled speech representation learning and its downstream tasks, such as reconstruction/resynthesis and voice conversion (VC) [18; 11; 19]. The difference between those studies and UTTS is that, resynthesis or VC are speech driven, the process keeps the content unchanged, while UTTS has to make a linkage between raw text and the intermediate content embeddings in order to generate meaningful output speech. And how to connect the front-end text with unsupervised TTS AM (C-DSVAE) remains the key in building UTTS.

3 C-DSVAE for Voice Generation

3.1 Overview

Disentangling speaker information from speech content is of great importance to quite a few speech tasks such as speaker recognition, automatic speech recognition, voice conversion and text-to-speech. Of the existed speech disentanglement methods, DSVAE [17] is a compelling framework that generates the disentangled speaker and content representation in an unsupervised manner. A recent DSVAE study in speech [18] presents impressive speaker verification and voice conversion performance by balancing the information flow between speaker and content. As the content prior being assumed independent of the input data, early versions of DSVAE suffer from discontinuous and unstable speech generation with damaged phonetic structures [20; 21; 22; 17]. More recently, C-DSVAE [11] was proposed to introduce the content-dependent acoustic alignment as a condition to regularize the DSVAE training, from which the phonetically discriminative content representations are learned and the stabilized vocalization is achieved, overcoming the architecture drawback of earlier explorations in DSVAE [20; 21; 22] and delivering enhanced zero-shot VC performances. In the following sections, we first present a systematic overview of the DSVAE framework, which serves as the backbone of the improved C-DSVAE. Then, we presents detailed development methods of C-DSVAE by deliberating different types of content conditions as well as training objectives. Furthermore, we extend C-DSVAE by introducing the *masked prediction training* to capture the robust and long-range temporal relations over acoustic units. In the last two sections, we discuss how the voice conversion and alignment-driven voice generation are performed within the C-DSVAE framework, the latter exploration serves as the cornerstone of our UTTS system to be discussed in Sec. 4. The detailed model architectures can be found in Sec. 5.2.1.

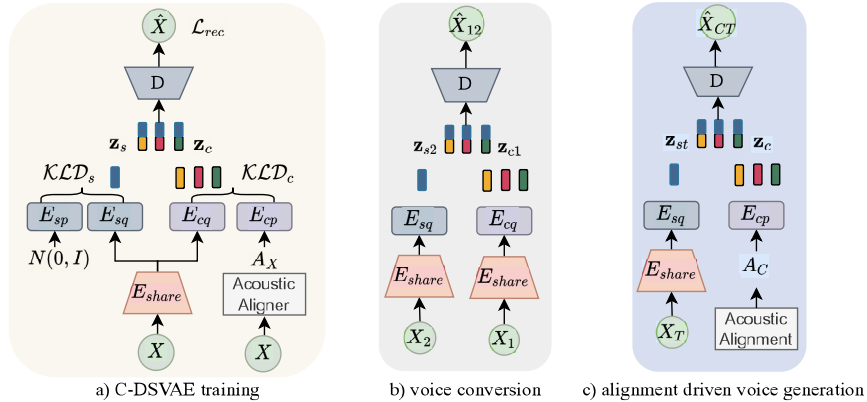


Figure 2: The system diagram of conditional DSVAE.

3.2 DSVAE Framework

3.2.1 Backbone

The backbone DSVAE architecture is presented in Fig. 2, which consists of a shared encoder E_{share} , a posterior speaker encoder E_{sq} , a posterior content encoder E_{cq} , a prior speaker encoder E_{sp} , a prior content encoder E_{cp} and a decoder D . The input utterance X is passed into E_{share} , followed by E_{sq} and E_{cq} which encode the speaker posterior distribution $q(z_s|X)$ and the content posterior distribution $q(z_c|X)$, respectively. z_s denotes the speaker embedding and z_c denotes the content embedding. For the prior modeling, E_{sp} encodes the speaker prior $p(z_s)$ and E_{cp} encodes the content prior $p(z_c)$. During the decoding/generation stage, the speaker embedding z_s and content embedding z_c are sampled from either the posteriors $q(z_s|X)$ and $q(z_c|X)$ or the priors $p(z_s)$ and $p(z_c)$, and the concatenation of them is passed into decoder D to generate the synthesized speech $\hat{X} = D(z_s, z_c)$.

3.2.2 Probabilistic Graphical Models and Training Objective

As introduced in [17; 18; 11], DSVAE is designed to follow independence assumption for both priors and posteriors to implicitly leverage disentanglement between speaker and content representations. The probabilistic graphical models are formulated in Eq. 1 and Eq. 2. Note that the factorization of $p_\theta(z_c)$ and $q_\theta(z_c|X)$ can either follow the streaming manner [17; 22; 18] or non-streaming manner [11], depending on the practical implementation. Eq. 1 and Eq. 2 correspond to the latter one, which is consistent with [11], where t is the frame index and θ denotes model parameters.

$$p_\theta(z_s, z_c) = p(z_s)p_\theta(z_c) = p(z_s) \prod_{t=1}^T p_\theta(z_{ct}|z_c < t) \quad (1)$$

$$q_\theta(z_s, z_c|X) = q_\theta(z_s|X)q_\theta(z_c|X) = q_\theta(z_s|X) \prod_{t=1}^T q_\theta(z_{ct}|X) \quad (2)$$

The overall training objective for DSVAE is a VAE loss but with two latent variables i.e. z_s and z_c , as shown in Eq. 5. \mathcal{L}_{DSVAE} forces strong disentanglement between z_s and z_c without additional constraints such as mutual information regularization [20; 22; 21; 23], as explained in [18]. The KLD denotes KL divergence. $p_\theta(X|z_s, z_c)$ is modeled by the decoder D . α and β are two balancing factors which are used to control the disentanglement [18].

$$\mathcal{L}_{KLD_s} = \mathbb{E}_{p(X)}[KLD(q_\theta(z_s|X)||p(z_s))] \quad (3)$$

$$\mathcal{L}_{KLD_c} = \mathbb{E}_{p(X)}[KLD(q_\theta(z_c|X)||p_\theta(z_c))] \quad (4)$$

$$\mathcal{L}_{DSVAE} = \mathbb{E}_{p(X)}\mathbb{E}_{q_\theta(z_s, z_c|X)}[-\log(p_\theta(X|z_s, z_c))] + \alpha\mathcal{L}_{KLD_s} + \beta\mathcal{L}_{KLD_c} \quad (5)$$

3.3 C-DSVAE System

In the DSVAE systems [17; 20; 22; 18], the content prior $p(z_c)$ is independent of X . As formulated in Eq.4, the training objective is to minimize the KL divergence between $p(z_c)$ and $q(z_c|X)$. Since $q(z_c|X)$ explicitly models the phonetic structure of the speech content, the content-independent prior will force the content representation to lose phonetic discriminativity in the latent space, which is detrimental to the disentanglement. In order to generate phonetically meaningful and continuous speech with stable vocalizations, we introduce the acoustic alignment A_X as the condition for content prior distribution. The motivations are two-folds. First, acoustic alignment carries the phonetic structure of the utterance, which will be encoded into the content prior model. Such alignment-aware prior acts as a "teacher" model to force the "student", which is the content posterior $q_\theta(z_c|X)$, to inherit the phonetic structure of the original utterance. Second, during the inference, the acoustic alignment A_X could be sampled from the alignment-aware prior so as to perform alignment-driven speech synthesis, which is the basis for our UTTS system to be introduced in Sec. 4.

3.3.1 Acoustic Alignment as Content Condition

We consider two types of acoustic alignment: forced alignment (FA) and unsupervised alignment (UA). For a specific utterance X , we denote the acoustic alignment as A_X^{FA} and A_X^{UA} respectively.

Forced Alignment A_X^{FA} is the forced alignment of the utterance X . We use *Montreal forced alignment* (MFA) [24] to extract the forced alignment given audio-text pair. In consistency with [5], the forced alignment is a sequence of monophones and there is a total number of 72 monophones. In the next phase, the content prior encoder E_{cp} takes the one-hot form of alignment sequence as input at each time step and predicts the frame-wise content prior distribution $p(z_c|A_X^{FA})$.

Unsupervised Alignment The forced alignment A_X^{FA} is not always available since audio-transcription pair does not naturally exist. And because of this, the existed supervised TTS models are not scalable with respect to acoustic data, which limits their potential in synthesizing natural and expressive speech in the generalized and open domains. To further utilize the advantage of untranscribed audios that are largely existed, we switch to the unsupervised alignment that is derived via the self-supervised pre-training. Of the popularly proposed self-supervised speech pre-training models, WavLM [10] delivers state-of-art performance in "full stack" downstream speech tasks such as speaker recognition, speaker diarization, ASR and speech separation. WavLM employs a denoising masked speech prediction training strategy by feeding noisy and overlapped speech as inputs to predict the pseudo-labels of original speech on masked region, which improves both the speech content modeling capability and model robustness. The WavLM-Base model is pretrained from Librispeech-960h [25], and we adopt the WavLM-Base [10] model to extract the acoustic features. With WavLM features adopted, Kmeans++ [26] algorithm is performed on the features to generate the frame-wise pseudo labels as the unsupervised alignment A_X^{UA} , which is also assumed to capture the phonetic structure of the utterance X . The pretrained WavLM-Base model together with Kmeans algorithm acts as the *acoustic aligner* as indicated in Fig. 2 (a).

3.3.2 Masked Unit Prediction Training

In order to capture the robust and long-range temporal relations over acoustic units and to generate more continuous speech, we adopt the *Masked Unit Prediction* (MUP) when training the content prior encoder E_{cp} . Denote $M(A_X) \subset [T]$ as the collection of T masked indices for a specific condition A_X , where the masking configuration is consistent with [9]. Let \tilde{A}_X be a corrupted version of A_X , in which A_{X_i} will be masked out if $t \in M(A_X)$. Denote z_{cp} as the sample of output of E_{cp} , i.e. $z_{cp} \sim E_{cp}(A_X)$. The negative loglikelihood loss (NLL) \mathcal{L}_{MUP-C} for condition modeling is defined in Eq. 6, where $p(z_{cp_i}|\tilde{A}_{X_i})$ is the softmax categorical distribution. \mathbb{E}_{A_X} denotes the expectation over all A_X . Since it is reported in [9] that masked-only prediction delivers the impressive ASR performance, we do not incorporate the prediction loss for unmasked regions.

$$\mathcal{L}_{MUP-C} = -\mathbb{E}_{A_X} \sum_{i \in M(A_X)} \log p(z_{cp_i}|\tilde{A}_{X_i}) \quad (6)$$

3.3.3 Training Objective and Configuration

We still adopt the DSVAE training as expressed in Eq. 5, with the exception that the \mathcal{L}_{KLD_c} is formulated with conditional content prior, as shown in Eq. 7. We design the content prior encoder E_{cp} such that $p_\theta(z_c|A_X)$ follows a non-streaming factorization. The masked unit prediction loss \mathcal{L}_{MUP-C} is also incorporated. The overall loss objective for C-DSVAE is expressed in Eq. 8. When $\gamma = 0$, it is vanilla C-DSVAE training. We set $\alpha = 0.01$, $\beta = 10$ and $\gamma = 1$ if masked unit prediction training is involved. We adopt Adam optimizer [27] with an initial learning rate of 5e-4 which is decayed by 0.95 every 5 epochs. The batch size is fixed to be 256. The training configurations are in line with [18; 11].

$$\mathcal{L}_{KLD_c-C} = \mathbb{E}_{p(X)} [KLD(q_\theta(z_c|X)||p_\theta(z_c|A_X))] \quad (7)$$

$$\mathcal{L}_{C-DSVAE} = \mathbb{E}_{p(X)} \mathbb{E}_{q_\theta(z_s, z_c|X)} [-\log(p_\theta(X|z_s, z_c))] + \alpha \mathcal{L}_{KLD_s} + \beta \mathcal{L}_{KLD_c-C} + \gamma \mathcal{L}_{MUP-C} \quad (8)$$

3.4 Applications of C-DSVAE

Voice Conversion VC seeks to convert the speaker information of source utterance to the target speaker while keeping the speech content unchanged. As presented in Fig. 2 (b), given the arbitrary source utterance X_1 and arbitrary target utterance X_2 , the speaker embedding z_{s2} is extracted from X_2 using the posterior speaker encoder E_{sq} and the content embedding z_{c1} is extracted from X_1 using the posterior content encoder E_{cq} . The decoder then takes the concatenation of z_{s2} and z_{c1} and generates the converted mel spectrogram \hat{X}_{12} , which is converted to waveform via a pre-trained neural vocoder.

Alignment driven Voice Generation Given acoustic alignment A_C (either forced alignment or unsupervised alignment) and arbitrary target utterance X_T , alignment-driven voice generation aims to synthesize the speech from the alignment with the target speaker embedding, as shown in Fig. 2 (c). Specifically, the speaker embedding z_s is extracted from X_T using posterior speaker embedding E_{sq} and the content embedding is sampled from $p_\theta(z_c|A_C)$ generated via the content prior encoder E_{cp} which takes A_C as input. The alignment-driven voice generation is a very **important observation** in our study, which serves as a cornerstone of our UTTS framework.

4 UTTS System

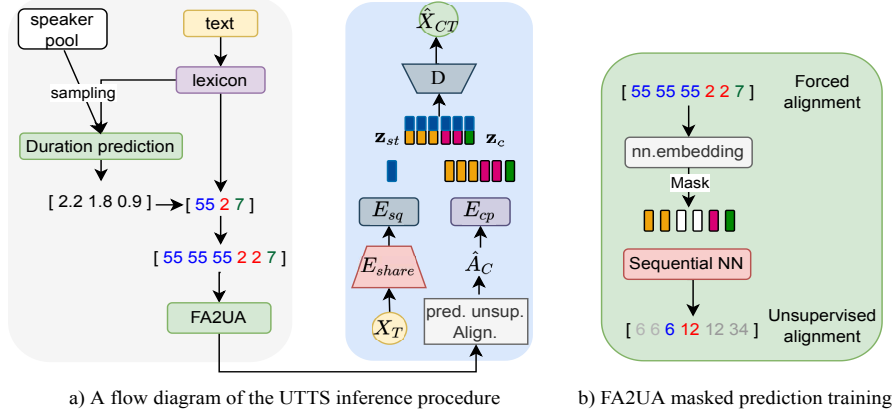


Figure 3: The core components of the proposed UTTS system.

Our proposed UTTS pipeline is presented in Fig. 3. We first obtain the phoneme sequence of the text transcription with Librispeech Lexicon², which is consistent with [5]. The phoneme sequence is then converted to a list of token indices. For convenience, we refer to *phoneme sequence* as token indices. The phoneme sequence together with a random speaker embedding is passed into the **Speaker-Aware Duration Prediction** module which delivers predicted forced alignment (FA). The **FA2UA** module takes FA as input and predicts the unsupervised alignment (UA). The UA along with a target utterance is fed into the C-DSVAE to generate the mel spectrogram. A neural vocoder is then applied to convert the mel spectrogram to waveform. It is observable that the proposed UTTS system performs zero-shot **voice cloning** for the target utterance. In the following sections, we present the **Speaker-Aware Duration Prediction** and **FA2UA** modules. Both the modules including C-DSVAE are trained separately. The detailed model architectures are presented in Sec. 5.2.1.

4.1 Speaker-Aware Duration Prediction

The duration predictor takes the phoneme sequence as well as speaker embedding as input to predict the speaker-aware duration for each phoneme, as shown in Fig. 3 (a). Specifically, the phoneme sequence is first passed into a trainable look-up table to obtain the phoneme embeddings. Afterwards, a four-layer multi-head attention (MHA) module is followed to extract the latent phoneme representation. A two-layer conv-1D module is then used to take the summation of latent phoneme representation and speaker embedding sampled from the speaker pool. A linear layer is finally applied to generate the predicted duration in the logarithmic domain. During training, the MSE (Mean Squared Error) is adopted between the predicted duration and the target duration. The target duration for the text is obtained from the forced alignment extracted by Montreal Forced Alignment (MFA) [24], as mentioned in Sec. 3.3. Note that the target duration is also in the logarithmic domain. During inference, we round up the duration generated by the predictor and expand the phoneme sequence to form the forced alignment. We also present an example of how the duration predictor works during inference. Assume a random speaker is sample and the phoneme sequence is [55 2 7]. The predicted duration sequence is [2.2 1.8 0.9] correspondingly. We first round up the duration to make it become [3 2 1] which is the ultimate duration. The phoneme sequence is then expanded to [55 55 55 2 2 7] as the predicted forced alignment (FA). The duration predictor works similarly to [5].

²<https://www.openslr.org/11/>

4.2 FA2UA with Masked Prediction Training

The FA2UA module takes the forced alignment (FA) as input and predicts the corresponding unsupervised alignment (UA). Specifically, FA is first passed into a learnable look-up table to obtain the FA embeddings. Subsequently, a 3-layer Bi-LSTM module is employed to predict the UA embeddings given FA embeddings. During training, we adopt a masked prediction training strategy to train our FA2UA module as masked prediction is expected to be good at capture the long-range time dependency across tokens and encode more contextualized information for each token. Following Sec. 3.3.2, we denote $M(FA) \subset [T]$ as the collection of T masked indices for a specific unsupervised alignment FA . Let \tilde{FA} be a corrupted version of FA , in which FA_i will be masked out if $i \in M(FA)$. Denote UA_i as the corresponding frame of FA_i . The negative loglikelihood loss (NLL) \mathcal{L}_{FA2UA} for masked prediction training is defined in Eq. 9, where $p(UA_i|\tilde{FA}_i)$ is the softmax categorical distribution. $\mathbb{E}_{(FA, UA)}$ denotes the expectation over all (FA, UA) pairs. Also following Sec. 3.3.2, masked-only prediction loss is incorporated for unsupervised alignment prediction. Fig. 3 (b) also presents an example, where [55 2] are masked out from the input forced alignment and the model only predicts the corresponding targets [6 12] in the training. During the inference, we pick the token with the maximum probability $p(UA_i|FA_i)$ at each time step i to form the predicted UA sequence.

$$\mathcal{L}_{FA2UA} = -\mathbb{E}_{(FA, UA)} \sum_{i \in M(FA)} \log p(UA_i|\tilde{FA}_i) \quad (9)$$

5 Experiments

5.1 datasets

VCTK For VCTK corpus [12], we exclude speaker p315 since the transcriptions are not available. we then randomly select 90% of the speakers as training set and the remaining 10% as test set. The data is downsampled to 16K. We extract mel spectrogram with the window size/hop size of 64ms/16ms, and the feature dimension is 80. We randomly generate 36900 trials for speaker verification. The settings are consistent with [18; 11].

LibriTTS We downsample the original LibriTTS [28] data to 16k. The original training split is taken as training set for C-DSVAE, FA2UA and duration predictor training. The mel spectrogram that is extracted for training follows the same configurations as VCTK.

5.2 Implementation details

5.2.1 Model Architectures

Table. 5.2.1 presents details of UTTS system. In C-DSVAE, for E_{sq} , E_{cq} and E_{cp} , one dense layer is used to predict the mean and the other dense layer is used to predict the standard deviation. A linear classifier will be added at the end of E_{cp} if masked prediction training is involved. Both speaker and content dimension are set to 64. The decoder D consists of a prenet D_{pre} and a postnet D_{post} as introduced in [18; 11]. We use HiFi-GAN V1 [29] that is pretrained from VCTK as vocoder, which is fixed during training. We use the same mask configuration as [9] for all mask prediction experiments.

UTTS Model Architecture	
C-DSVAE	E_{Share} (Conv1D(256, 5, 2, 1) \rightarrow InstanceNorm2D \rightarrow ReLU) \times 3
	E_{sq} BiLSTM(512, 2) \rightarrow Average Pooling \rightarrow (Dense(64) \Rightarrow mean, Dense(64) \Rightarrow std)
	E_{sp} Identity Mapping
	E_{cq} BiLSTM(512, 2) \rightarrow RNN(512, 1) \rightarrow (Dense(64) \Rightarrow mean, Dense(64) \Rightarrow std)
	E_{cp} BiLSTM(512, 2) \rightarrow (Dense(64) \Rightarrow mean, Dense(64) \Rightarrow std) \rightarrow Linear Classifier
	D_{pre} (InstanceNorm2D \rightarrow Conv1D(512, 5, 2, 1) \rightarrow ReLU) \times 3
	D_{post} LSTM(512, 1) \rightarrow LSTM(1024, 2) \rightarrow Dense(80)
Duration Predictor	nn.Embedding \rightarrow MHA(256, 128, 128, 2) \rightarrow Conv1D(256, 3, 2, 1) \rightarrow Dense(1)
FA2UA	nn.Embedding \rightarrow BiLSTM(256, 3) \rightarrow Linear Classifier

Table 1: The UTTS system in detail. For Conv1D, the configuration is (filter size, kernel size, padding, stride). For Multi-Head-Attention (MHA), the configuration is (model dimension, key dimension, value dimension, #heads). For LSTM/BiLSTM/RNN, the configuration is (hidden dim, layers). For Dense layer, the configuration is (output dim).

5.2.2 Training Experiments

For C-DSVAE system, we first train it without content condition (i.e. DSVAE [18]). Next, the training is conducted with different conditions, training strategies and datasets, as noted in the bracket. For instance, C-DSVAE(UA)/C-DSVAE(FA) indicates that the training is conditioned on UA/FA, and C-DSVAE(+MP) represents the mask prediction training along with either C-DSVAE(UA) or C-DSVAE(FA). By default C-DSVAE is trained on VCTK corpus unless otherwise specified. For example, C-DSVAE(++LibriTTS) shows that C-DSVAE is pretrained on LibriTTS along with C-DSVAE(+MP) and is then fine-tuned on VCTK under the same settings.

In our experiments, the speaker-aware duration predictor and the FA2UA module are trained with LibriTTS for two major reasons: 1) LibriTTS serves as a big external dataset introducing more speaker and phonetic variabilities to the UTTS AMs; 2) we justify that using out of domain speech data (instead of paired VCTK speech and textual data), UTTS can build robust text-to-speech transformations. And the following experimental results demonstrate more details about the systems we developed.

5.3 Evaluations on C-DSVAEs

5.3.1 C-DSVAE content embeddings and speaker embeddings

We evaluate the disentanglement performance of C-DSVAE system via both the t-SNE [30] analysis and objective analysis on content and speaker embeddings.

t-SNE Analysis Given pre-trained models, the same utterance that is randomly selected from VCTK test set is taken as input and the t-SNE visualization of the content embeddings is made, where the labels are the forced alignment. We assume that better phonetic discriminativity indicates better disentanglement. As shown in Fig. 4, C-DSVAE(UA) outperforms DSVAE significantly in terms of phoneme discriminativity, as reported in [11]. It is reasonable that C-DSVAE(+MP) and C-DSVAE(++LibriTTS) delivers better phonetic structure than C-DSVAE(+MP) because masked prediction training does help encode the contextualized information into the phoneme embedding. It is also observable that C-DSVAE(+MP) delivers better inter-class but worse intra-class phoneme discriminativity, which is assumed to be caused by involving out-of-domain corpus during the training.

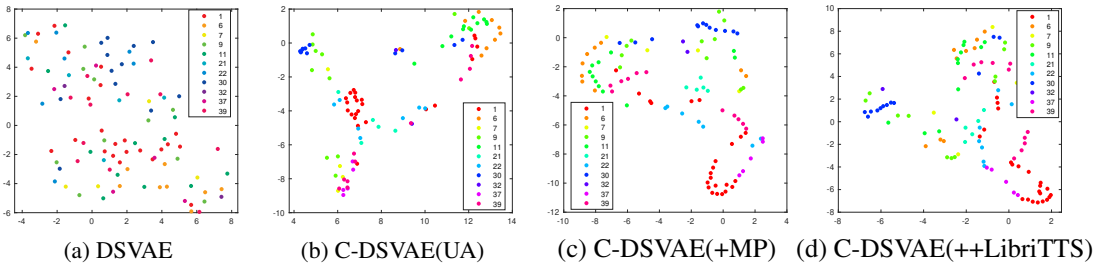


Figure 4: Visualizations of learned content embeddings.

Objective Analysis We perform speaker verification (SV) on both speaker and content embeddings given pre-trained C-DSVAEs. The experiments are conducted on the VCTK SV trials mentioned in Sec.5.1, equal error rate (EER) is the metric. Typically, lower EER on speaker embeddings and higher EER on content embeddings indicate better disentanglement. Additionally, the pre-trained C-DSVAE model is fine-tuned with forced alignment on VCTK training set and the phoneme classification accuracy (Top1) for test set is reported. As observed in Table.2, C-DSVAEs outperform DSVAE consistently in all metrics, which is consistent with [11]. The C-DSVAE with FA condition outperforms that with UA condition, which is reasonable because FA is expected to capture better phonetic structure than unsupervised labels. However, such difference is small and UA-based C-DSVAE is capable of encoding disentangled speaker and content representation which is also semantically meaningful. This provides the prerequisite for the success of the UTTS systems.

model	content embd		spk embd
	Phn ACC %	SV EER %	SV EER %
DSVAE	30.5	40.5	4.8
C-DSVAE(UA)	53.6	43.2	3.9
C-DSVAE(+MP)	68.2	41.6	4.1
C-DSVAE(++LibriTTS)	72.1	44.5	3.6
C-DSVAE(FA)	54.6	43.4	3.8
C-DSVAE(+MP)	70.5	42.3	3.6
C-DSVAE(++LibriTTS)	73.3	45.6	3.3

Table 2: Objective analysis of content embeddings and speaker embeddings.

5.3.2 Voice conversion

The other way to evaluate the disentanglement of C-DSVAE system is to perform voice conversion, as mentioned in Sec. 3.4. We conduct zero-shot voice conversion on VCTK test set, similar to [18; 11]. The generated samples together with the UTTS samples are presented in our demo page³. We observe significant improvement in speech continuity and vocalization stability in C-DSVAE over DSVAE, which is in line with [11]. And there is further enhancement in the proposed C-DSVAE(MP) over C-DSVAE(UA) or C-DSVAE(FA). Since voice conversion is not the primary focus of this work, we put more details about voice conversion in Appendix. A.

5.4 Evaluations on UTTSs

5.4.1 Mean Opinion Score (MOS) test

We conduct MOS tests in terms of naturalness and audio quality on VCTK. 18 subjects are asked to make judgement about the synthesized speech samples. Since our UTTS system is a zero-shot voice cloning format, we also ask the subjects to evaluate how similar the between the UTTS voice and the target voice. We use a standard 5-scale rate to label the speech.

UTTS model	seen target		unseen target		ASR intelligibility	
	naturalness	similarity	naturalness	similarity	CER	WER
GT	4.45				2.3	7.0
C-DSVAE(UA)	3.22	3.56	3.28	3.51	11.3	19.3
C-DSVAE(+MP)	3.52	3.72	3.56	3.64	9.7	16.5
C-DSVAE(++LibriTTS)	3.58	3.63	3.61	3.72	10.8	18.2

Table 3: A multi-speaker UTTS MOS test and ASR intelligibility test on VCTK.

As shown from Table 3, compared with the vanilla C-DSVAE(UA) AM, the masked unit prediction multi-task training in the content prior model of C-DSVAE does helps the overall speech quality. Having LibriTTS for pretraining helps but not some significantly. At the same time, the gap between synthesised speech and the ground truth in naturalness indicates that some form of prosody are currently missing in the proposed UTTS systems.

5.4.2 Speech intelligibility

Results of intelligibility evaluation using a Librispeech ASR model⁴ are also listed in Table 3. We generated 1600 utterances each model for this portion of study. Basically, the objective and subjective evaluation show a similar trend. Speech from the best UTTS model achieved a 16.5% WER, the gap between ground truth and UTTS speech suggests that the proposed method can be further improved by either improving the FA2UA mapping module or the content prior model regularization.

6 Conclusion

In this study, we proposed a novel method to develop TTS systems without using the paired TTS training data. Specifically, we explored C-DSVAE, a self-supervised model that learned disentangled

³https://neurttts.github.io/utts_demo/

⁴https://huggingface.co/espnet/simpleioier_librispeech_asr_train_asr_conformer7_hubert_ll60k_large_raw_en_bpe5000_sp

intermediate content and speaker representations with unsupervised alignment as the prior condition, and generated high quality speech with the latent features and a decoder. We employed C-DSVAE as the backbone module for developing the UTTS systems. For that purpose, we proposed a simple yet effective forced alignment to unsupervised alignment module to link the TTS front-end and the C-DSVAE. Preliminary experiments demonstrated that our proposed UTTS systems can produce speech with an impressive quality. At the same time, the newly developed method shows great potential for its self-supervised/unsupervised nature that can utilize general quality speech data for future needs.

References

- [1] Y. Wang, R. Skerry-Ryan, D. Stanton, Y. Wu, R. J. Weiss, N. Jaitly, Z. Yang, Y. Xiao, Z. Chen, S. Bengio *et al.*, “Tacotron: Towards end-to-end speech synthesis,” *arXiv preprint arXiv:1703.10135*, 2017.
- [2] C. Yu, H. Lu, N. Hu, M. Yu, C. Weng, K. Xu, P. Liu, D. Tuo, S. Kang, G. Lei *et al.*, “Durian: Duration informed attention network for speech synthesis,” in *INTERSPEECH*, 2020, pp. 2027–2031.
- [3] Y. Ren, Y. Ruan, X. Tan, T. Qin, S. Zhao, Z. Zhao, and T.-Y. Liu, “Fastspeech: Fast, robust and controllable text to speech,” *Advances in Neural Information Processing Systems*, vol. 32, 2019.
- [4] Y. Ren, C. Hu, X. Tan, T. Qin, S. Zhao, Z. Zhao, and T.-Y. Liu, “Fastspeech 2: Fast and high-quality end-to-end text to speech,” *arXiv preprint arXiv:2006.04558*, 2020.
- [5] C.-M. Chien, J.-H. Lin, C.-y. Huang, P.-c. Hsu, and H.-y. Lee, “Investigating on incorporating pretrained and learnable speaker representations for multi-speaker multi-style text-to-speech,” in *ICASSP 2021 - 2021 IEEE International Conference on Acoustics, Speech and Signal Processing (ICASSP)*, 2021, pp. 8588–8592.
- [6] J. Kim, S. Kim, J. Kong, and S. Yoon, “Glow-tts: A generative flow for text-to-speech via monotonic alignment search,” *Advances in Neural Information Processing Systems*, vol. 33, pp. 8067–8077, 2020.
- [7] J. Shen, R. Pang, R. J. Weiss, M. Schuster, N. Jaitly, Z. Yang, Z. Chen, Y. Zhang, Y. Wang, R. Skerry-Ryan *et al.*, “Natural tts synthesis by conditioning wavenet on mel spectrogram predictions,” in *2018 IEEE international conference on acoustics, speech and signal processing (ICASSP)*. IEEE, 2018, pp. 4779–4783.
- [8] J. Kim, J. Kong, and J. Son, “Conditional variational autoencoder with adversarial learning for end-to-end text-to-speech,” in *International Conference on Machine Learning*. PMLR, 2021, pp. 5530–5540.
- [9] W.-N. Hsu, B. Bolte, Y.-H. H. Tsai, K. Lakhotia, R. Salakhutdinov, and A. Mohamed, “Hubert: Self-supervised speech representation learning by masked prediction of hidden units,” *IEEE/ACM Transactions on Audio, Speech, and Language Processing*, vol. 29, pp. 3451–3460, 2021.
- [10] S. Chen, C. Wang, Z. Chen, Y. Wu, S. Liu, Z. Chen, J. Li, N. Kanda, T. Yoshioka, X. Xiao *et al.*, “Wavlm: Large-scale self-supervised pre-training for full stack speech processing,” *arXiv preprint arXiv:2110.13900*, 2021.
- [11] J. Lian, C. Zhang, G. K. Anumanchipalli, and D. Yu, “Towards improved zero-shot voice conversion with conditional dsvae,” *arXiv preprint arXiv:2205.05227*, 2022.
- [12] C. Veaux, J. Yamagishi, and K. MacDonald, “Cstr vctk corpus: English multi-speaker corpus for cstr voice cloning toolkit,” 2017.
- [13] A. v. d. Oord, S. Dieleman, H. Zen, K. Simonyan, O. Vinyals, A. Graves, N. Kalchbrenner, A. Senior, and K. Kavukcuoglu, “Wavenet: A generative model for raw audio,” *arXiv preprint arXiv:1609.03499*, 2016.

- [14] J. Cong, S. Yang, L. Xie, and D. Su, “Glow-wavegan: Learning speech representations from gan-based variational auto-encoder for high fidelity flow-based speech synthesis,” *arXiv preprint arXiv:2106.10831*, 2021.
- [15] A. H. Liu, C.-I. J. Lai, W.-N. Hsu, M. Auli, A. Baevskiv, and J. Glass, “Simple and effective unsupervised speech synthesis,” *arXiv preprint arXiv:2204.02524*, 2022.
- [16] J. Ni, L. Wang, H. Gao, K. Qian, Y. Zhang, S. Chang, and M. Hasegawa-Johnson, “Unsupervised text-to-speech synthesis by unsupervised automatic speech recognition,” *arXiv preprint arXiv:2203.15796*, 2022.
- [17] Y. Li and S. Mandt, “Disentangled sequential autoencoder,” *arXiv preprint arXiv:1803.02991*, 2018.
- [18] J. Lian, C. Zhang, and D. Yu, “Robust disentangled variational speech representation learning for zero-shot voice conversion,” in *IEEE ICASSP*. IEEE, 2022.
- [19] A. Polyak, Y. Adi, J. Copet, E. Kharitonov, K. Lakhotia, W.-N. Hsu, A. Mohamed, and E. Dupoux, “Speech resynthesis from discrete disentangled self-supervised representations,” *arXiv preprint arXiv:2104.00355*, 2021.
- [20] Y. Zhu, M. R. Min, A. Kadav, and H. P. Graf, “S3vae: Self-supervised sequential vae for representation disentanglement and data generation,” in *Proceedings of the IEEE/CVF Conference on Computer Vision and Pattern Recognition*, 2020, pp. 6538–6547.
- [21] J. Han, M. R. Min, L. Han, L. E. Li, and X. Zhang, “Disentangled recurrent wasserstein autoencoder,” 2021. [Online]. Available: <https://arxiv.org/abs/2101.07496>
- [22] J. Bai, W. Wang, and C. P. Gomes, “Contrastively disentangled sequential variational autoencoder,” *Advances in Neural Information Processing Systems*, vol. 34, 2021.
- [23] S. Yuan, P. Cheng, R. Zhang, W. Hao, Z. Gan, and L. Carin, “Improving zero-shot voice style transfer via disentangled representation learning,” 2021. [Online]. Available: <https://arxiv.org/abs/2103.09420>
- [24] M. McAuliffe, M. Socolof, S. Mihuc, M. Wagner, and M. Sonderegger, “Montreal forced aligner: Trainable text-speech alignment using kaldi,” in *Interspeech*, vol. 2017, 2017, pp. 498–502.
- [25] V. Panayotov, G. Chen, D. Povey, and S. Khudanpur, “Librispeech: an asr corpus based on public domain audio books,” in *2015 IEEE international conference on acoustics, speech and signal processing (ICASSP)*. IEEE, 2015, pp. 5206–5210.
- [26] D. Arthur and S. Vassilvitskii, “k-means++: The advantages of careful seeding,” Stanford, Tech. Rep., 2006.
- [27] D. P. Kingma and J. Ba, “Adam: A method for stochastic optimization,” 2014. [Online]. Available: <https://arxiv.org/abs/1412.6980>
- [28] H. Zen, R. Clark, R. J. Weiss, V. Dang, Y. Jia, Y. Wu, Y. Zhang, and Z. Chen, “Libritts: A corpus derived from librispeech for text-to-speech,” in *Interspeech*, 2019. [Online]. Available: <https://arxiv.org/abs/1904.02882>
- [29] J. Kong, J. Kim, and J. Bae, “Hifi-gan: Generative adversarial networks for efficient and high fidelity speech synthesis,” *Advances in Neural Information Processing Systems*, vol. 33, pp. 17 022–17 033, 2020.
- [30] L. Van der Maaten and G. Hinton, “Visualizing data using t-sne,” *Journal of machine learning research*, vol. 9, no. 11, 2008.

Appendices

Appendix A MOS test for C-DSVAE based voice conversion systems

model	seen to seen		unseen to unseen	
	naturalness	similarity	naturalness	similarity
DSVAE(WaveNet) [18]	3.38 \pm 0.08	3.46 \pm 0.07	3.36 \pm 0.10	3.56 \pm 0.08
DSVAE(HiFi-GAN) [11]	3.56 \pm 0.07	3.60 \pm 0.08	3.52 \pm 0.08	3.62 \pm 0.11
C-DSVAE(UA)	3.78 \pm 0.07	3.86 \pm 0.06	3.75 \pm 0.07	3.82 \pm 0.10
C-DSVAE(+MP)	3.85\pm0.06	3.92\pm0.08	3.86\pm0.06	3.88\pm0.09
C-DSVAE(++LibriTTS)	3.80 \pm 0.07	3.78 \pm 0.09	3.82 \pm 0.09	3.86 \pm 0.08

Table 4: The MOS (95% CI) test on voice conversion samples with different C-DSVAE models.

We conduct a MOS test to evaluate the proposed C-DSVAE models for zero-shot non-parallel voice conversion. The evaluation setup is similar to [11] and we split the evaluation into two sets. The first set is a collection of seen speakers sampled from training set and the second set is a collection of unseen speakers sampled from test set. Details on train/test split of VCTK is introduced in 5.1. We randomly draw 30 pairs from each set, with 10 pairs for male to male conversion, 10 pairs for female to female conversion and 10 pairs for cross-gender conversion. The listener needs to give a score for each sample in a test case according to the criterion: 1 = Bad; 2 = Poor; 3 = Fair; 4 = Good; 5 = Excellent. The final score for each model is calculated by averaging the collected results from 18 subjects. As introduced in the paper, we employ HiFi-GAN [29] as the neural vocoder to convert the mel spectrogram to the waveform. We utilized the samples from two DSVAE based systems for a fair comparison [11]. Table 4 shows the MOS results of different models. Since we have different subjects for MOS test and there is always inevitable randomness in subjective evaluation, the absolute value of MOS score always changes. That is why we observe a difference in C-DSVAE performance between Table 4 and [11]. However, the trends that revealed from Table 4 are still in line with [11], which will be discussed in the following.

As illustrated in the Table 4, comparing with the WaveNet, HiFi-GAN produces consistently better MOS scores given the same acoustic features. C-DSVAE with unsupervised alignment (UA) achieves 0.24 performance boost in contrast with the best DSVAE voice conversion system. Of all the systems, the C-DSVAE(+MP) produced the best objective scores in terms of naturalness and similarity under both seen to seen and unseen to unseen scenarios. And C-DSVAE(++LibriTTS) with additional LibriTTS training data does not outperform the VCTK only C-DSVAE(+MP) system, which indicates that the domain mismatch exists in the self-supervised representation learning frameworks. It is noted that, the developed voice conversion systems are not sensitive to seen and unseen speech utterances, which is a good attribute for system generalization evaluation. However, the relatively larger variance values in the unseen condition shows that unseen cases are still more challenging than the seen cases.

Appendix B Speaker similarity between the real and UTTS speech

Since UTTS is a zero-shot voice cloning TTS system, Table 4 demonstrates how human evaluates the similarity between the synthesised and target speech. In the meantime, we are interested to know how machine perceives the similarity and difference. For this purpose, we use a pretrained speaker embedding system to extract speaker embeddings from real and synthesised utterances, and project them to a 2D T-SNE [30] space. Fig.5 illustrates the speaker embedding projections of 4 speakers (P259, P275, P293 and P343). P259 and P293 are used for the UTTS AM training, while P275 and P343 are never used in the training stage.

As shown in Fig.5, the speaker similarity between real and UTTS speech is showing some randomness. For example, P259 (male & seen) and P343 (female & unseen) are showing much obvious speaker similarities in speaker embedding space, while P275 (female & unseen) and P293 (male & seen) demonstrates a more separated speaker attribute in the same space. All the synthesised utterances are formulating a distinct distribution in contrast with the target speech distribution, which indicates that the synthetic speech from the current UTTS systems still can be detected with a normal speaker verification system.

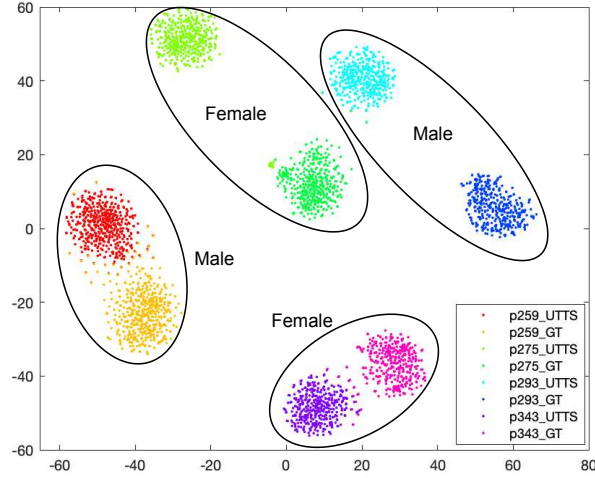


Figure 5: T-SNE visualization of utterances of 4 VCTK speakers. Real and synthetic utterances appear nearby when they are from the same speaker, however real and synthetic utterances consistently form distinct clusters.

Appendix C UTTS speech intelligibility by gender

Table 5 lists the ASR based speech intelligibility test results on UTTS samples with different genders. As we can see, the ASR system does not show much performance preference w.r.t. different genders on real speech data. However, the ASR results for male and female synthesised samples are showing a big difference. The much worse CER and WER for female generated speech across all three TTS systems indicates that generating female voice seems to be more difficult in the multi-speaker TTS systems.

UTTS model	overall		male		female	
	CER	WER	CER	WER	CER	WER
GT	2.3	7.0	2.4	7.3	2.2	6.7
C-DSVAE(UA)	11.3	19.3	8.8	16.9	13.8	21.6
C-DSVAE(+MP)	9.7	16.5	6.1	12.8	13.3	20.2
C-DSVAE(++LibriTTS)	10.8	18.2	7.3	14.7	14.5	21.8

Table 5: An ASR intelligibility test on gender dependent UTTS samples.