

Assessing Omitted Variable Bias when the Controls are Endogenous*

Paul Diegert[†] Matthew A. Masten[‡] Alexandre Poirier[§]

July 3, 2023

Abstract

Omitted variables are one of the most important threats to the identification of causal effects. Several widely used approaches, including Oster (2019), assess the impact of omitted variables on empirical conclusions by comparing measures of selection on observables with measures of selection on unobservables. These approaches either (1) assume the omitted variables are uncorrelated with the included controls, an assumption that is often considered strong and implausible, or (2) use a method called residualization to avoid this assumption. In our first contribution, we develop a framework for objectively comparing sensitivity parameters. We use this framework to formally prove that the residualization method generally leads to incorrect conclusions about robustness. In our second contribution, we then provide a new approach to sensitivity analysis that avoids this critique, allows the omitted variables to be correlated with the included controls, and lets researchers calibrate sensitivity parameters by comparing the magnitude of selection on observables with the magnitude of selection on unobservables as in previous methods. We illustrate our results in an empirical study of the effect of historical American frontier life on modern cultural beliefs. Finally, we implement these methods in the companion Stata module `regsensitivity` for easy use in practice.

JEL classification: C18; C21; C51

Keywords: Treatment Effects, Sensitivity Analysis, Unconfoundedness

*This paper was presented at Northwestern, Duke, the SEA 2021 conference, Oxford, Brown, Texas A&M, the joint Bonn-Mannheim seminar, Jinan University, the 2022 Interactions Conference at The University of Wisconsin-Madison, University of Virginia, UC Irvine, UC San Diego, UCLA, Ohio State, Yale, Penn, the 2023 AEA winter meeting, Johns Hopkins, George Washington University, Stanford, UC Santa Cruz, Western Ontario, UIUC, Michigan State, Rochester, the Federal Reserve Bank of Cleveland, the 2023 American Causal Inference Conference, and the joint CREST-PSE seminar. We thank audiences at those seminars and conferences, as well as Joe Altonji, Isaiah Andrews, Peter Hull, Evan Rose, and Jon Roth for helpful conversations and comments. We thank Hongchang Guo and Muyang Ren for excellent research assistance. Masten thanks the National Science Foundation for research support under Grant 1943138.

[†]Department of Economics, Duke University, paul.diegert@duke.edu

[‡]Department of Economics, Duke University, matt.masten@duke.edu

[§]Department of Economics, Georgetown University, alexandre.poirier@georgetown.edu

1 Introduction

Angrist and Pischke (2015, page 74) argue that “careful reasoning about OVB [omitted variables bias] is an essential part of the ‘metrics game.’” Largely for this reason, researchers have eagerly adopted new tools that let them quantitatively assess the impact of omitted variables on their results. In particular, researchers now widely use the sensitivity analysis methods developed in Altonji, Elder, and Taber (2005) and Oster (2019). These methods have been extremely influential, with about 4000 and 3200 Google Scholar citations as of June 2023, respectively. Looking beyond citations, researchers are actively using these methods. Every ‘top 5’ journal in economics is now regularly publishing papers which use the methods in Oster (2019). Aggregating across these five journals, from the three year period starting when Oster (2019) was published, 2019–2021, 23 papers formally implement these methods while another 8 papers reference them informally in support of their analysis.

A key innovation in these methods was the idea that the magnitude of OVB can be assessed by reasoning about the relative importance of observed and unobserved variables. Moreover, these methods argue that it is useful to study the benchmark case where the observed and unobserved variables are equally important, typically called “equal selection.” While this is an important framework for reasoning about OVB, the existing results that formalize these insights either (1) rely on an *exogenous controls* assumption or (2) use a residualization approach to avoid this assumption.

The exogenous controls assumption states that the omitted variables of concern are uncorrelated with all included covariates. For example, consider a classic regression of wages on education and controls like parental education. Typically we are worried that the coefficient on education in this regression is a biased measure of the returns to schooling because unobserved ability is omitted. In this example, exogenous controls states that unobserved ability is uncorrelated with parents’ education, along with all other included controls. Such exogeneity assumptions on the control variables are usually thought to be very strong and implausible. For example, Angrist and Pischke (2017) discuss how

“The modern distinction between causal and control variables on the right-hand side of a regression equation requires more nuanced assumptions than the blanket statement of regressor-error orthogonality that’s emblematic of the traditional econometric presentation of regression.” (page 129)

Put differently: We usually do not expect the included control variables to be uncorrelated with the omitted variables; instead we merely hope that the treatment variable is uncorrelated with the omitted variables after adjusting for the included controls. These control variables are therefore usually thought to be endogenous.

Given the implausibility of exogenous controls, the existing methods that compare selection on unobservables with selection on observables use a method called *residualization* to allow for endogenous controls. This approach replaces the unobservables by the portion of the unobservables that is uncorrelated with the included controls. To evaluate this approach, in our first main contribution, we develop a design based framework in the spirit of Altonji, Elder, and Taber’s (2005) analysis that can be used to objectively compare and contrast sensitivity parameters. The key challenge is that different sensitivity analysis methods are based on assumptions about different parameters, which generally impose different *non-falsifiable* assumptions about the unobservables. Thus the data alone cannot tell us which method or sensitivity parameter is the ‘correct’ one to use. Indeed, the data alone cannot refute the stronger assumption that the omitted variable bias is zero. Nonetheless, our approach allows researchers to use a formal criterion to compare the different methods. We use this framework to formally prove that, when the controls are endogenous, the existing methods based on residualization use an incorrect benchmark for equal selection of observables and unobservables. Consequently, applications of these methods will generally lead to incorrect conclusions about robustness.

Because of this negative result regarding the residualization approach, in our second main contribution we develop a new method for assessing sensitivity to omitted variables based on a new set of sensitivity parameters. We formally prove that they do not suffer from the same critique mentioned above. Moreover, like the previous methods, these new parameters still allow researchers to measure the importance of unobserved variables by comparing them to the included covariates. Thus researchers can still measure how strong selection on unobservables must be relative to selection on observables in order to overturn their baseline findings, even if the controls are endogenous.

Overview of Our Analysis

In section 2 we describe the baseline model. The parameter of interest is β_{long} , the coefficient on a treatment variable X in a long OLS regression of an outcome variable Y on a constant, treatment X , the observed covariates W_1 , and some unobserved covariates W_2 . In appendix A we discuss causal models which allow us to interpret this parameter causally, based on three different identification strategies: unconfoundedness, difference-in-differences, and instrumental variables. Since W_2 is unobserved, we cannot compute the long regression of Y on $(1, X, W_1, W_2)$ in the data. Instead, we can only compute the medium regression of Y on $(1, X, W_1)$. We begin by considering a baseline model with a “no selection on unobservables” assumption, which implies that the coefficients on X in the long and medium regressions are the same. Importantly, this baseline model does *not* assume the controls W_1 are exoge-

nous. They are included solely to aid in the identification of the coefficient on X in the long regression.

We then move to assess the importance of the “no selection on unobservables” assumption. We develop our approach in section 4. However, as noted above, several previous approaches exist in the literature. To help researchers choose among these various methods, in section 3 we develop a framework for comparing and contrasting sensitivity parameters. Similar to Altonji et al. (2005), we suppose the observed covariates are selected probabilistically from a finite universe of potentially observable covariates. We formally define *equal selection* of covariates as occurring when an equal number of covariates are observed and unobserved, and the specific split of these covariates is chosen uniformly at random. For any specific sensitivity parameter, this selection of covariates induces a distribution over possible values of that sensitivity parameter, which we call the *covariate sampling distribution*. The key idea then is to compare this induced distribution for different sensitivity parameters. Under equal selection of covariates, from the ex ante perspective before the covariates have been selected, the covariates we observe are equally as important for determining treatment as the covariates we do not observe. Put differently, equal selection of covariates implies equal impact of observed and unobserved variables on treatment, ex ante. Therefore, under equal selection, any sensitivity parameter that measures the *relative* importance of observed and unobserved variables should be approximately centered around the value 1. In this case, the value 1 represents the benchmark of equal selection by which other values of the sensitivity parameter can be compared against.

In section 3.3 we then prove that sensitivity parameters based on residualization are *not* necessarily centered around the value 1 when there is equal selection. Formally, we approximate the distribution of sensitivity parameters induced by covariate selection by using an asymptotic approximation based on a data generating process (dgp) with an increasing number of covariates to select from. This approximation simplifies the analysis substantially, analogous to the simplification that occurs in standard frequentist analysis whereby the exact finite sample distribution of a statistic is approximated by its asymptotic distribution. Specifically, in Theorem 3 we prove that Oster’s (2019) delta parameter can converge to any real number, even under equal selection, unless the controls are exogenous. Put differently, Oster’s delta is not guaranteed to be centered around the value 1 under equal selection. Consequently, the value 1 is not the correct benchmark for equal selection, for Oster’s delta. Intuitively, this bias away from 1 arises because residualization creates an asymmetry in how the importance of observed and unobserved variables is measured, because covariates can only be residualized *after* they are selected. As surveyed in section 7 of Masten and Poirier (2023), empirical researchers widely use the value 1 as a cutoff for determining robustness.

This focus on the value 1 is motivated by its interpretation as the benchmark value of the parameter under equal selection. Thus our result shows that, when the controls are endogenous, researchers are generally using the wrong benchmark for equal selection and therefore are drawing the wrong conclusions about robustness.

To complement the asymptotic result of Theorem 3, in section 3.4 we study the exact, non-asymptotic distribution of sensitivity parameters. We construct a dgp by treating data from our empirical application as the population. We treat twenty-two observed covariates in this dataset as the universe of all potentially observable covariates. We then compute the exact distribution of the sensitivity parameters induced by random selection of a fixed number of these twenty-two covariates. Under equal selection (11 of 22 covariates observed), the distribution of Oster’s delta is very spread out and biased upwards. When most covariates are not observed (only 3 of 22 observed), the distribution of Oster’s delta shifts downwards, suggesting that the 3 observed covariates are more important than the 19 unobserved covariates, for about 71% of all partitions of the 22 covariates into 3 observed and 19 unobserved covariates. In contrast, when most covariates *are* observed (19 of 22 observed), the distribution of Oster’s delta shifts upwards, suggesting that the 3 unobserved variables are more important than the 19 observed covariates, for a majority of partitions of the 22 covariates into 19 observed and 3 unobserved covariates. This is an reverse monotonicity result—the true value of Oster’s delta tends to be small—nominally suggesting that unobservables are *not* important—precisely when few of the covariates are actually observed.

Given these limitations of the existing methods, in section 4 we develop new methods for assessing sensitivity to omitted variables that (a) do not rely on the exogenous controls assumption, (b) are not subject to the critiques above, and (c) still allow researchers to compare the magnitude of selection on observables with the magnitude of selection on unobservables. Our identification results use either one or two sensitivity parameters. The first sensitivity parameter compares the relative magnitude of the coefficients on the observed and unobserved covariates in a treatment selection equation. This parameter thus measures the magnitude of selection on unobservables by comparing it with the magnitude of selection on observables. The second sensitivity parameter compares the relative magnitude of the coefficients on the observed and unobserved covariates in the outcome equation. In appendix D, we extend our results to allow researchers to also restrict the magnitude of control endogeneity.

In section 3.3 we prove that, under equal selection and relatively weak regularity conditions on the dgp, our main sensitivity parameter does converge to the value 1, even when the controls are endogenous (Theorem 2). This result implies that the value 1 is the correct benchmark for equal selection for our sensitivity parameter, regardless of the dgp (up to

regularity conditions). In appendix B we give primitive conditions for our regularity conditions, showing that they are satisfied in a wide variety of dgps. Then in section 3.4 we use our empirical dgp to study the exact distribution of our sensitivity parameter. Under equal selection its distribution is tightly centered around 1. When 19 of 22 covariates are observed, its value is less than one 99.2% of the time, while when only 3 of 22 covariates are observed its value is less than one only 0.8% of the time. This is a stark contrast with Oster’s delta, which followed the opposite pattern, as discussed above.

Having validated that our sensitivity parameters correctly measure selection on unobservables relative to observables even when the controls are endogenous, we then turn to identification. We provide two main identification results. Our first result (Theorem 4) characterizes the identified set for β_{long} , the coefficient on treatment in the long regression of the outcome on the treatment and the observed and unobserved covariates. This theorem only requires that researchers make an assumption about a single sensitivity parameter—the relative magnitudes of selection on observables and unobservables. We provide a closed form, analytical expression for the identified set, which makes this result easy to use in practice. Using this result, we show how to do breakdown analysis: To find the largest magnitude of selection on unobservables relative to observables needed to overturn a specific baseline finding. This value, called a breakdown point, can be used to measure the robustness of one’s baseline results. We provide a simple expression for the breakdown point and recommend that researchers report estimates of it along with their baseline estimates. This estimated breakdown point provides a scalar summary of a study’s robustness to selection on unobservables while allowing for arbitrarily endogenous controls.

If researchers are willing to restrict the impact of unobservables on outcomes, then they can obtain results that are more robust to selection on unobservables. In this case, the identified set is more difficult to characterize analytically (see Theorem S3 in the appendix). However, our second main identification result (Theorem 5) shows that we can nonetheless easily numerically compute breakdown points. We generalize this result in appendix D to also allow restrictions on the endogeneity of the controls.

In section 5 we show how to use our results in empirical practice. We use data from Bazzi, Fiszbein, and Gebresilasse (2020, *Econometrica*) who studied the effect of historical American frontier life on modern cultural beliefs. Specifically, they test a well known conjecture that living on the American frontier cultivated individualism and antipathy to government intervention. Among other analyses, they use Oster’s (2019) method to argue against the importance of omitted variables. Using our results, we obtain richer conclusions about robustness. In particular, when allowing for endogenous controls, we find that effects obtained from questionnaire based outcomes are often sensitive to omitted variables while

the effects from election and property tax outcomes remain robust.

Related Literature

We conclude this section with a brief review of the literature. We focus on two literatures: The literature on endogenous controls and the literature on sensitivity analysis in linear or parametric models.

The idea that the treatment variable and the control variables should be treated asymmetrically in the assumptions goes back to at least Barnow, Cain, and Goldberger (1980). They developed the “linear control function estimator”, which is based on an early parametric version of the now standard unconfoundedness assumption. Heckman and Robb (1985, page 190), Heckman and Hotz (1989), and Heckman and Vytlacil (2007, page 5035) all provide detailed discussions of this estimator. It was also one of the main estimators used in LaLonde (1986). Stock and Watson (2011) provide a textbook description of it on pages 230–233 and pages 250–251. Angrist and Pischke (2009) also discuss it at the end of their section 3.2.1. Also see Frölich (2008). Note that this earlier analysis was based on mean independence assumptions, while the analysis in our paper only uses linear projections. More recently, Hünermund and Louw (2020) remind researchers that most control variables are likely endogenous and hence their coefficients should not be interpreted as causal.

Although control variables are often thought to be endogenous, the literature on sensitivity analysis generally either assumes the controls are exogenous or uses the residualization method. This includes Altonji, Elder, and Taber (2005, 2008), Krauth (2016), and Oster (2019). Imbens (2003) starts from the standard unconfoundedness assumption which allows endogenous controls, but in his parametric assumptions (see his likelihood equation on page 128) he assumes that the unobserved omitted variable is independent of the observed covariates. Altonji, Conley, Elder, and Taber (2019) propose an approach to allow for endogenous controls based on imposing a factor model on all covariates, observable and unobservable. Their approach and ours impose different assumptions and therefore are not nested. Cinelli and Hazlett (2020) develop a regression sensitivity analysis based on judgments about the R-squared from the long regression of treatment on the observed and unobserved variables. Their results do not rely on endogenous controls, but also do not allow researchers to compare selection on observables with unobservables in the tradition of Altonji et al. (2005) and Oster (2019). We provide additional literature discussion in appendix F.

Thus far we have discussed the linear regression based literature. Nonparametric methods, like those based on the standard unconfoundedness assumption (for example, chapter 12 in Imbens and Rubin 2015), often allow for endogenous controls. For this reason, several papers that assess sensitivity to unconfoundedness also allow for endogenous controls.

This includes Rosenbaum (1995, 2002), Masten and Poirier (2018), and Masten, Poirier, and Zhang (2023), among others. These methods, however, do not provide formal results for calibrating their sensitivity parameters based on comparing selection on observables with selection on unobservables. These methods also focus on binary or discrete treatments, whereas the analysis in our paper can be used for continuous treatments as well.

Finally, our framework for comparing sensitivity parameters uses a finite population design based setup, similar to recent work like Abadie, Athey, Imbens, and Wooldridge (2020). In our analysis, the population consists of covariates rather than units, and the design distribution is a set of indicators denoting which covariates are observed, rather than indicators denoting which units are treated.

Notation Remark

For random vectors A and B , let $\text{cov}(A, B)$ be the $\dim(A) \times \dim(B)$ matrix whose (i, j) th element is $\text{cov}(A_i, B_j)$. Define $A^{\perp B} = A - \text{cov}(A, B) \text{var}(B)^{-1} B$. This is the sum of the residual from a linear projection of A onto $(1, B)$ and the intercept in that projection. Many of our equations therefore do not include intercepts because they are absorbed into $A^{\perp B}$ by definition. Note also that $\text{cov}(A^{\perp B}, B) = 0$ by definition. Let $R_{A \sim B \bullet C}^2$ denote the R-squared from a regression of $A^{\perp C}$ on $(1, B^{\perp C})$. This is sometimes called the partial R-squared.

2 The Baseline Model

Let Y and X be observed scalar variables. Let W_1 be a vector of observed covariates of dimension d_1 and W_2 be an unobserved vector of dimension d_2 . Let $W = (W_1, W_2)$. Consider the OLS estimand of Y on $(1, X, W_1, W_2)$. Let $(\beta_{\text{long}}, \gamma_1, \gamma_2)$ denote the coefficients on (X, W_1, W_2) . The following assumption ensures these coefficients and other OLS estimands we consider are well defined.

Assumption A1. The variance matrix of (Y, X, W_1, W_2) is finite and positive definite.

We can write

$$Y = \beta_{\text{long}} X + \gamma_1' W_1 + \gamma_2' W_2 + Y^{\perp X, W} \quad (1)$$

where $Y^{\perp X, W}$ is defined to be the OLS residual plus the intercept term, and hence is uncorrelated with each component of (X, W) by construction. Suppose our parameter of interest is β_{long} . In appendix A we discuss causal models that lead to this specific OLS estimand as the parameter of interest, using either unconfoundedness, difference-in-differences, or instrumental variables as an identification strategy. Alternatively, it may be that we are simply

interested in β_{long} as a descriptive statistic. The specific motivation for interest in β_{long} does not affect our technical analysis.

Next consider the OLS estimand of X on $(1, W_1, W_2)$. Let (π_1, π_2) denote the coefficients on (W_1, W_2) . Then we can write

$$X = \pi_1' W_1 + \pi_2' W_2 + X^{\perp W} \tag{2}$$

where $X^{\perp W}$ is defined to be the OLS residual plus the intercept term, and hence is uncorrelated with each component of W by construction. Although equation (2) is not necessarily causal, we can think of π_1 as representing “selection on observables” while π_2 represents “selection on unobservables.” The following is thus a natural baseline assumption.

Assumption A2 (No selection on unobservables). $\pi_2 = 0$.

Let β_{med} denote the coefficient on X in the OLS estimand of Y on $(1, X, W_1)$. With no selection on unobservables, we have the following result.

Theorem 1. Suppose the joint distribution of (Y, X, W_1) is known. Suppose A1 and A2 hold. Then the following hold.

1. $\beta_{\text{long}} = \beta_{\text{med}}$. Consequently, β_{long} is point identified.
2. The identified set for γ_1 is \mathbb{R}^{d_1} .

This result allows for endogenous controls, in the sense that the observed covariates W_1 can be arbitrarily correlated with the unobserved covariate W_2 . But it restricts the relationship between (X, W_1, W_2) in such a way that we can still point identify β_{long} even though W_1 and W_2 are arbitrarily correlated. The coefficient γ_1 on the observed controls, however, is completely unidentified. The difference between the roles of X and W_1 in Theorem 1 reflects the sentiment of Angrist and Pischke (2017) that we discussed in the introduction.

In practice, we are often worried that the no selection on unobservables assumption A2 does not hold. In section 4 we develop a new approach to assess the importance of this assumption. To motivate and compare this new approach with previous ones in the literature, in section 3 we next develop a general framework for comparing sensitivity parameters.

3 A Framework for Comparing Sensitivity Parameters

There are now many methods available for assessing the importance of omitted variables. All of these methods make different, non-falsifiable assumptions. Hence the data alone cannot

tell us which method is most appropriate. In this section we develop a theoretical framework for comparing and contrasting the sensitivity parameters used across the different methods. In section 3.1 we first discuss different measures of selection on unobservables. There we focus on Oster’s (2019) measure and the measure we use in section 4. Section 3.2 defines the general framework and criteria for comparing these measures. Section 3.3 uses asymptotic approximations to perform these comparisons, while section 3.4 performs these comparisons in an exact, non-asymptotic setting based on a dgp using data from our empirical application in section 5. We summarize the implications of this analysis in section 3.5.

3.1 How to Measure Selection on Unobservables?

There are many ways to relax assumption A2 ($\pi_2 = 0$) and allow for some selection on unobservables. The key challenge is to construct a measure of selection on unobservables which is interpretable, and therefore allows empirical researchers to reason about the magnitudes of this measure. Altonji et al. (2005) proposed an important solution to this problem: They suggest using a measure that compares the *relative* impact of unobserved and observed variables. There are different ways to formalize this idea, however. In this section we will review two approaches: Our approach and the literature’s leading approach, Oster (2019).

Our Approach: The Relative Variation in Selection Equation Indices

Recall the regression of treatment on a constant and all the covariates:

$$X = \pi_1'W_1 + \pi_2'W_2 + X^{\perp W}. \quad (2)$$

We measure selection on unobservables by $\sqrt{\text{var}(\pi_2'W_2)}$, the standard deviation of the index of unobservables in this regression. We measure selection on observables by $\sqrt{\text{var}(\pi_1'W_1)}$, the standard deviation of the index of observables in this regression. We compare them by taking the ratio

$$r_X \equiv \frac{\sqrt{\text{var}(\pi_2'W_2)}}{\sqrt{\text{var}(\pi_1'W_1)}}.$$

Both the numerator and denominator are invariant to invertible linear transformations of W_1 or W_2 , including rescalings, since the indices $\pi_1'W_1$ and $\pi_2'W_2$ are both invariant with respect to invertible linear transformations. This invariance ensures that r_X is a unit-free measure of the relative magnitude of selection on unobservables to selection on observables. $r_X = 0$ corresponds to the baseline assumption A2 ($\pi_2 = 0$) while $r_X > 0$ allows for some

selection on unobservables.

This measure has two additional interpretations. First, r_X has an R-squared interpretation. Specifically, for scalar W_1 and W_2 we have

$$r_X^2 = \frac{R_{X \sim W_1, W_2}^2 - R_{X \sim W_1}^2}{R_{X \sim W_1, W_2}^2 - R_{X \sim W_2}^2}.$$

The numerator is the difference in the R-squared from the regression in (2) and the short R-squared that only includes W_1 . The denominator is the same but switching the roles of W_1 and W_2 . For vector covariates,

$$r_X^2 = \frac{R_{X \sim W_1, W_2}^2 - R_{X \sim \pi_1' W_1}^2}{R_{X \sim W_1, W_2}^2 - R_{X \sim \pi_2' W_2}^2}.$$

Second, r_X can have a causal interpretation. Suppose W_1 and W_2 are scalars. Let $X(w_1, w_2)$ denote potential treatments. Assume this function is linear in w_1 and w_2 :

$$X(w_1, w_2) = \pi_1 w_1 + \pi_2 w_2 + V$$

for some structural unobservable V . Assume $\text{cov}(W, V) = \text{cov}(W, X(w_1, w_2)) = 0$. Then $\pi_2 \sqrt{\text{var}(W_2)}$ is the causal effect of a one standard deviation increase in the unobserved variable on X . Likewise, $\pi_1 \sqrt{\text{var}(W_1)}$ is the causal effect of a one standard deviation increase in the observed variable on X . And the measure r_X is the magnitude of the ratio of these two causal effects.

Oster's (2019) Approach: A Residualized Ratio of Regression Coefficients

Following Altonji et al. (2005), Oster (2019) defines the following sensitivity parameter:

$$\delta_{\text{orig}} = \frac{\text{cov}(X, \gamma_2' W_2)}{\text{var}(\gamma_2' W_2)} \bigg/ \frac{\text{cov}(X, \gamma_1' W_1)}{\text{var}(\gamma_1' W_1)}. \quad (3)$$

The numerator is a measure of selection on unobservables while the denominator is a measure of selection on observables. Oster (2019) provides identification results for β_{long} under three assumptions: (i) δ_{orig} is known, (ii) $R_{Y \sim X, W_1, W_2}^2$, the R-squared in the long regression of equation (1), is known, and (iii) exogenous controls, $\text{cov}(W_1, W_2) = 0$. However, her identification results do not hold under knowledge of δ_{orig} if the controls are endogenous ($\text{cov}(W_1, W_2) \neq 0$). To allow for endogenous controls, she suggests replacing δ_{orig} with a different sensitivity parameter. Specifically, consider the linear projection of $\gamma_2' W_2$ onto

(1, W_1):

$$\gamma_2'W_2 = \rho'W_1 + \gamma_2'W_2^{\perp W_1}.$$

Here $\text{cov}(W_1, \gamma_2'W_2^{\perp W_1}) = 0$ by construction and $\rho = \text{var}(W_1)^{-1} \text{cov}(W_1, \gamma_2'W_2)$. Now define

$$\delta_{\text{resid}} = \frac{\text{cov}(X, \gamma_2'W_2^{\perp W_1})}{\text{var}(\gamma_2'W_2^{\perp W_1})} \bigg/ \frac{\text{cov}(X, (\gamma_1 + \rho)'W_1)}{\text{var}((\gamma_1 + \rho)'W_1)}. \quad (4)$$

Oster's (2019) results now hold so long as the assumptions are stated in terms of δ_{resid} , even if exogenous controls fails. We discuss the technical details behind this residualization more in appendix F.1. Since it is unlikely that all of the observed covariates are uncorrelated with the omitted variables, researchers who use Oster's (2019) results must work with and reason about δ_{resid} as their main sensitivity parameter. We therefore focus on this parameter in our analysis below.

3.2 Comparing Selection Ratios

We now have two different parameters that aim to measure the ratio of selection on unobservables to selection on observables: r_X and δ_{resid} . Both measures are functions of the unobserved variables and hence are not identified from the data. Therefore the data alone cannot tell researchers which parameter they should use to measure relative selection. To address this challenge, in this section we develop a formal, objective criterion for choosing between different measures of selection. This criterion is based on comparing the properties of r_X and δ_{resid} under a model of *covariate selection* that determines which covariates are observed.

We start by recalling the baseline model from section 2, but now from the *ex ante* perspective where it is not yet known which covariates will actually be observed. Thus we let $W \in \mathbb{R}^K$ denote the random vector of all potentially observable covariates. Y and X are random scalars as before. Given the random vector (Y, X, W) , we can consider the linear projections

$$\begin{aligned} Y &= \beta_{\text{long}}X + \gamma'W + Y^{\perp X, W} \\ X &= \pi'W + X^{\perp W}. \end{aligned}$$

These equations are identical to equations (1) and (2), except that we have not specified which covariates are observed.

Similar to Altonji et al. (2005), we now specify a model by which a subset of the components of W will be observed. For each component W_k of $W = (W_1, \dots, W_K)$, let S_k be a

binary random variable denoting whether W_k is observed or not. Let $S = (S_1, \dots, S_K)$ be a random vector with support $\{0, 1\}^K$. The distribution of S is called the *design distribution*. For any given realization s of S , define

$$\begin{aligned} W_1(s) &= \{W_k : s_k = 1\} & W_2(s) &= \{W_k : s_k = 0\} \\ \gamma_1(s) &= \{\gamma_k : s_k = 1\} & \gamma_2(s) &= \{\gamma_k : s_k = 0\} \\ \pi_1(s) &= \{\pi_k : s_k = 1\} & \pi_2(s) &= \{\pi_k : s_k = 0\}. \end{aligned}$$

This notation emphasizes that the identity of the observed and unobserved covariates, along with their corresponding coefficients, is determined by a random draw of S . With this notation, we can denote the value of our sensitivity parameters for realization s by

$$r_X(s) = \frac{\sqrt{\text{var}(\pi_2(s)'W_2(s))}}{\sqrt{\text{var}(\pi_1(s)'W_1(s))}} \quad (5)$$

and

$$\delta_{\text{resid}}(s) = \frac{\text{cov}(X, \gamma_2(s)'W_2(s)^{\perp W_1(s)})}{\text{var}(\gamma_2(s)'W_2(s)^{\perp W_1(s)})} \bigg/ \frac{\text{cov}(X, (\gamma_1(s) + \rho(s))'W_1(s))}{\text{var}((\gamma_1(s) + \rho(s))'W_1(s))} \quad (6)$$

where $\rho(s) = \text{var}(W_1(s))^{-1} \text{cov}(W_1(s), \gamma_2(s)'W_2(s))$. This notational dependence on s highlights the dependence of the sensitivity parameter values on the identity of the observed and unobserved covariates.

Definition 1. Call the probability distributions of $r_X(S)$ and $\delta_{\text{resid}}(S)$ induced by the design distribution of S the *covariate sampling distribution* of the sensitivity parameter.

We can now state the key idea of this section:

The sensitivity parameters r_X and δ_{resid} can be formally and objectively compared by comparing their covariate sampling distributions.

This idea is directly analogous to the long established practice in frequentist statistics of comparing the performance of estimators, hypothesis tests, etc., in terms of their sampling distributions. The main difference is the kind of frequentist thought experiment we are using. Here we consider repeated sampling of covariates, whereas traditional statistics considers repeated sampling of units. Despite this difference, this analogy is useful for framing our subsequent analysis, because many of the challenges that arise in implementing classical frequentist analysis arise here as well.

Specifically, the covariate sampling distributions of the sensitivity parameters depend on two things:

1. The design distribution of S ; that is, how covariates are selected.
2. The matrix $\text{var}(Y, X, W)$.

Our analysis will allow for weak assumptions on the joint covariance matrix of (Y, X, W) ; we discuss this further in section 3.3 below. Next consider the choice of the design distribution for S . We assume that exactly d_1 covariates are observed, $d_2 = K - d_1$ are unobserved, and that the observed covariates are selected according to a uniform distribution over all covariate subsets of size d_1 .

Assumption B1 (Uniform random covariate selection). For a given K and $d_1 \in \{1, \dots, K\}$,

$$\mathbb{P}(S = s) = \binom{K}{d_1}^{-1} \mathbb{1} \left(\sum_{k=1}^K s_k = d_1 \right).$$

Importantly, as in Altonji et al. (2005, pages 170–173), we do not view B1 as an assumption which is likely to reflect the true process by which covariates are observed in actual empirical studies. Instead, we view it as a simplified model of covariate selection which is useful for comparing sensitivity parameters. If a sensitivity parameter performs poorly under B1, it is unlikely to perform better under more complicated models of covariate selection.

We can now formally define “equal selection” of unobservables and observables.

Definition 2. Suppose S satisfies assumption B1. Say there is...

1. *equal selection* when $d_1 = d_2$, so that exactly half of all covariates are observed.
2. *more selection* on unobservables than on observables when $d_2 > d_1$, so that fewer than half of all covariates are observed.
3. *less selection* on unobservables than on observables when $d_2 < d_1$, so that more than half of all covariates are observed.

The motivation for this definition is similar to the analysis in Altonji et al. (2005): When we see exactly half of all covariates, and which covariates we see are chosen at random, then *from the ex ante perspective* before the covariates have been selected, the covariates we do observe will be equally important for determining treatment as the covariates we do not observe. So this definition explicitly formalizes the concept of “equal selection” in terms of a specific mechanism by which covariates are observed. Likewise, this definition formalizes the concept of more and less selection on unobservables.

The ex ante perspective here is directly analogous to the design based analysis of randomized experiments (e.g., Imbens and Rubin 2015 chapter 5). Randomized treatment

assignment does not guarantee that potential outcomes will be perfectly balanced across treatment groups *ex post*. But it does guarantee *ex ante* balance, or balance across repeated randomizations. Similarly, equal selection does not guarantee that any given realization s of S will lead to a partition $W_1(s)$ and $W_2(s)$ of W such that the observed variables are equally as important as the unobserved variables. But it does guarantee this *ex ante*, or across repeated selections of the covariates.

As in our discussion of B1 itself, we do not view the special case of equal selection as a particularly realistic model for covariate selection. Instead, it provides a *benchmark* by which different assumptions about the nature of covariate selection can be compared against. In particular, it allows us to define the concepts of more and less selection on unobservables, either of which may be more plausible than equal selection in practice. Furthermore, our primary motivation is to study the behavior of the covariate sampling distributions of sensitivity parameters under different assumptions about the nature of covariate selection. Specifically, we can now define two properties of these covariate sampling distributions. Here we let $\theta(s)$ denote a generic sensitivity parameter as a function of the covariate selection realization, such as $r_X(s)$ or $\delta_{\text{resid}}(s)$.

Property 1 (Consistency). When S satisfies equal selection, $\theta(S) \xrightarrow{p} 1$ as $K \rightarrow \infty$.

Property 2 (Monotonicity in Selection). $\theta(S) \xrightarrow{p} C$ as $K \rightarrow \infty$ for some constant C where (1) $C > 1$ if S satisfies more selection, (2) $C = 1$ if S satisfies equal selection, and (3) $C < 1$ if S satisfies less selection.

Both properties are asymptotic, as the number of covariates gets large. We discuss these asymptotics in detail in section 3.3 below. It is possible to define non-asymptotic versions of these properties, but just like the usual analysis of frequentist exact sampling distributions, it is difficult to prove exact results for large classes of dgps. Property 1 is a consistency requirement. We view this as a weak and natural requirement for any sensitivity parameter $\theta(\cdot)$ which aims to measure the relative importance of unobserved and observed covariates. Specifically, if $\theta(\cdot)$ is defined as the ratio of a measure of the importance of unobservables to a measure of the importance of observables, then Property 1 says that this ratio should be approximately centered around the value 1—nominally meaning that the unobservables and observables are equally important—when the covariates in fact satisfy equal selection. Property 2 is a stronger version of this requirement. This stronger version requires not only that the sensitivity parameter be approximately 1 under equal selection, but that it is approximately larger than 1 when there is more selection and it is approximately smaller than 1 when there is less selection. We also view this as a weak and natural requirement, since it says that the relative measure $\theta(\cdot)$ should say the unobservables are more important

than the observables whenever there is more selection on unobservables. And likewise it says the relative measure $\theta(\cdot)$ should say unobservables are less important than the observables whenever there is less selection on unobservables.

As in classical frequentist statistics, there are other properties of the covariate sampling distributions we could consider. For example, we could study the asymptotic distribution of $\theta(S)$, rather than just its probability limit. However, as we show below, it turns out that even the weak requirements of Properties 1 and 2 above are sufficient for distinguishing between the sensitivity parameters present in the literature.

3.3 Checking Properties 1 and 2 for Different Selection Ratios

In the previous section we described a general approach for comparing selection ratios: Compare their covariate sampling distributions. We then defined two properties that these sampling distributions could have, and argued that these are desirable properties. In this section we study whether these properties hold for the specific selection ratios $r_X(S)$ and $\delta_{\text{resid}}(S)$.

As mentioned above, the covariate sampling distributions depend on features of the joint distribution of (Y, X, W) . In practice, these are unknown. This is analogous to the fact that the exact sampling distribution of estimators also typically depends on the exact dgp, which is unknown. In this section we address this challenge by using asymptotics as a tool to approximate their exact distributions. Specifically, we study their probability limits along a sequence where the number of covariates K gets large. This approach is directly analogous to the literature on design based inference on treatment effects in finite populations. That literature uses sequences of finite populations of growing size to approximate exact distributions for populations of fixed size. For example, see Li and Ding (2017) or Abadie et al. (2020). In section 3.4 we examine the quality of the asymptotic approximation by showing that several features of the asymptotic analysis appear in the exact, non-asymptotic covariate sampling distributions that arise when the population dgp is constructed using data from our empirical application.

To analyze the probability limits of the sensitivity parameters, we make several assumptions. First, we consider sequences where the limiting relative proportion of unobserved to observed covariates is nontrivial.

Assumption B2 (Nontrivial relative proportion). As $K \rightarrow \infty$, $d_2/d_1 \rightarrow r$ for some $r \in (0, \infty)$.

This assumption requires both d_1 and d_2 to grow to infinity as K grows. When $r = 1$, this corresponds to (asymptotic) equal selection. This is a weaker version of equal selection than that given in definition 2, which would require $d_1 = d_2$ at every point along the sequence.

Second, we impose some regularity assumptions on the data generating process. Here we use the notation W^K synonymously with W to emphasize that the dimension of the covariates depends on K . Likewise for π^K .

Assumption B3. The following hold:

1. (Nondegenerate and finite variance) For a fixed $D > 1$, $\text{var}(\sum_{i=1}^K \pi_i^K W_i^K) \in (D^{-1}, D)$ for all K .
2. (Conditions for LLN) $\lim_{K \rightarrow \infty} \text{var}_S \left(\sum_{i=1}^K \sum_{j=1}^K S_i S_j \text{cov}(\pi_i^K W_i^K, \pi_j^K W_j^K) \right) = 0$ and $\lim_{K \rightarrow \infty} \text{var}_S \left(\sum_{i=1}^K \sum_{j=1}^K (1 - S_i)(1 - S_j) \text{cov}(\pi_i^K W_i^K, \pi_j^K W_j^K) \right) = 0$.
3. (Converging relative contribution to variance) $\lim_{K \rightarrow \infty} \frac{\sum_{i=1}^K \text{var}(\pi_i^K W_i^K)}{\text{var}(\sum_{i=1}^K \pi_i^K W_i^K)} = c$ where $c \in [0, \infty)$.

In this assumption, the subscript S in var_S refers to operators taken with respect to the design distribution of S . This is to distinguish it from operators taken with respect to the distribution of the random vector (Y, X, W) , which appear without subscripts.

Assumption B3.1 says that the variance of $\pi'W$, the projection X on $(1, W)$, is bounded from above and away from zero as the number of covariates K varies. By properties of projections $\text{var}(\pi'W) \leq \text{var}(X)$. Thus an unbounded variance $\text{var}(\pi'W)$ would be incompatible with a finite variance for X . This assumption requires that either the K entries in the coefficient vector π shrink with K or that the K^2 elements of $\text{var}(W)$ shrink with K .

Assumption B3.2 is a tail condition that we use to apply a law of large numbers to replace sample averages with their expectations. We then use assumption B3.3 to ensure convergence of a scaled version of those expectations. To understand that assumption, note that the variance of any sum of random variables equals the sum of the variances plus other terms that depend on covariances. For a given K and distribution of (Y, X, W) , the ratio of these two components is fixed at some number. Assumption B3.3 just says that we maintain this same ratio along the sequence considered in the asymptotics. In this respect it is similar to assumption B2. When the covariates are all mutually uncorrelated—which ensures that exogenous controls always holds—assumption B3.3 holds with $c = 1$. When the covariates are correlated, however, generally $c \neq 1$.

Assumptions B3.1–B3.3 are high level conditions on the dgp. In appendix B we give various sets of primitive conditions on the $K \times 1$ vector π^K and $K \times K$ matrix $\text{var}(W)$ which ensure that they hold. Specifically, supposing B1 (uniform random covariate selection) and B2 (nontrivial relative proportion) hold, then B3 holds if the components of W (a) satisfy a moving average (MA) process, (b) satisfy an autoregressive (AR) process, (c) are

exchangeable, or (d) satisfy a factor model. These results suggest that assumption B3 is a weak regularity condition that is compatible with a large range of data generating processes.

We can now derive the probability limits of the sensitivity parameters under consideration. First we compute the probability limit of $r_X(S)$.

Theorem 2 (Convergence of r_X). Suppose assumptions B1–B3 hold. Then, as $K \rightarrow \infty$,

$$r_X(S) \xrightarrow{p} \sqrt{\frac{r(r+c)}{1+rc}}.$$

Consequently, $r_X(S)$ satisfies Properties 1 and 2 in section 3.2.

The limiting value of this sensitivity parameter depends on two factors: the ratio of unobserved to observed covariates r , and the nonnegative constant c which depends on the correlation in the covariates. Importantly, for any value of $c \geq 0$, this ratio is strictly increasing in r , and it equals 1 when $r = 1$. Hence, under assumptions B1–B3, $r_X(S)$ satisfies Properties 1 and 2 from section 3.2. In this sense, the sensitivity parameter r_X correctly measures the importance of unobservables relative to observables.

Next we consider $\delta_{\text{resid}}(S)$.

Theorem 3. Suppose assumption B1 holds. Fix any $r \in (0, \infty)$ and suppose assumption B2 holds. Then for any $C \in \mathbb{R}$ there exist sequences of vectors $\gamma^K \in \mathbb{R}^K$, $\pi^K \in \mathbb{R}^K$, and variance matrices $\text{var}(W) \in \mathbb{R}^{K \times K}$ satisfying assumption B3 such that

$$\delta_{\text{resid}}(S) \xrightarrow{p} C$$

as $K \rightarrow \infty$. Consequently, $\delta_{\text{resid}}(S)$ does *not* satisfy either Property 1 or 2 in section 3.2.

Thus, for any value of r and any number C , we can find a sequence of dgps such that δ_{resid} converges to C as $K \rightarrow \infty$. In our proof, we show that this result holds when the sequence of covariates is exchangeable. Moreover, this result holds even if $r = 1$. Theorem 3 therefore shows that, under the same assumptions by which we showed that $r_X(S)$ satisfies Properties 1 and 2, $\delta_{\text{resid}}(S)$ does not satisfy either of those properties. It is possible that $\delta_{\text{resid}}(S)$ may satisfy these properties under stronger assumptions on the dgp, and this is one possible direction for future work. Regardless, even if such stronger restrictions are discovered, empirical researchers will have to argue that they believe their dgp satisfies these narrower restrictions in order to ensure that δ_{resid} satisfies the properties in their application.

To build intuition for Theorem 3, compare equation (3) for δ_{orig} with equation (4) for δ_{resid} . The equation for δ_{orig} treats W_1 and W_2 symmetrically. Thus, under equal selection, the numerator and denominator of $\delta_{\text{orig}}(S)$ have the same covariate sampling distribution.

In contrast, δ_{resid} treats W_1 and W_2 asymmetrically: W_2 is always projected onto W_1 because of residualization. This residualization breaks the symmetry between the numerator and denominator of δ_{orig} . Consequently, when the controls are endogenous, the numerator and denominator do *not* have the same covariate sampling distribution, even under equal selection; equation (S24) in the appendix illustrates this asymmetry formally.

3.4 An Empirical Comparison of Selection Ratios

In the previous section we used asymptotics to approximate and compare the covariate sampling distributions of the selection ratios $r_X(S)$ and $\delta_{\text{resid}}(S)$. That analysis raises several questions: (1) How accurate are the asymptotic approximations? (2) How restrictive are the regularity conditions used to obtain these approximations? (3) Is the non-convergence of $\delta_{\text{resid}}(S)$ to 1 under equal selection that we showed in Theorem 3 typical in any sense, or is it a rare knife-edge case that can be safely ignored? We next address these concerns by comparing the selection ratios' covariate sampling distributions in an exact, non-asymptotic setting based on a dgp using data from our empirical application in section 5. We find similar patterns as those in the asymptotic analysis: The distribution of $r_X(S)$ is tightly centered around 1 under equal selection, and satisfies a natural monotonicity property. In contrast, the distribution of $\delta_{\text{resid}}(S)$ is highly variable under equal selection, and follows an *reverse* monotonicity property: It is *larger* when most covariates *are* observed and it is *smaller* when most covariates are *not* observed. This is the exact opposite pattern from its nominal interpretation, where large values of δ_{resid} are supposed to represent cases where the unobserved variables are substantially more important than observed variables. This finding shows that the concerns we raised about the interpretation of δ_{resid} in section 3.3 hold even in real data sets.

We let (Y, X, W) be the empirical distribution of the data from our empirical application in section 5. Specifically, Y is the Republican vote share variable and X is total frontier experience. For the covariates W , we pick the 10 covariates in Table 5 which the authors use in their baseline specifications (see our Table 3) as well as 12 of the 13 additional variables in Table 4 which the authors consider in their appendix. We omit one variable (contemporary population density) so that the total number of covariates K is even; similar results obtain if we include it but then equal selection is not defined. This makes for a total of 22 covariates in the vector W . As in the authors' sensitivity analysis, we also treat state fixed effects as variables that are not used for calibration, and hence we project them out from all other variables. Using this joint distribution of (Y, X, W) , $(\beta_{\text{long}}, \gamma)$ are defined as the coefficients on (X, W) from OLS of Y on $(1, X, W)$. Likewise, π is the coefficient on W from OLS of X

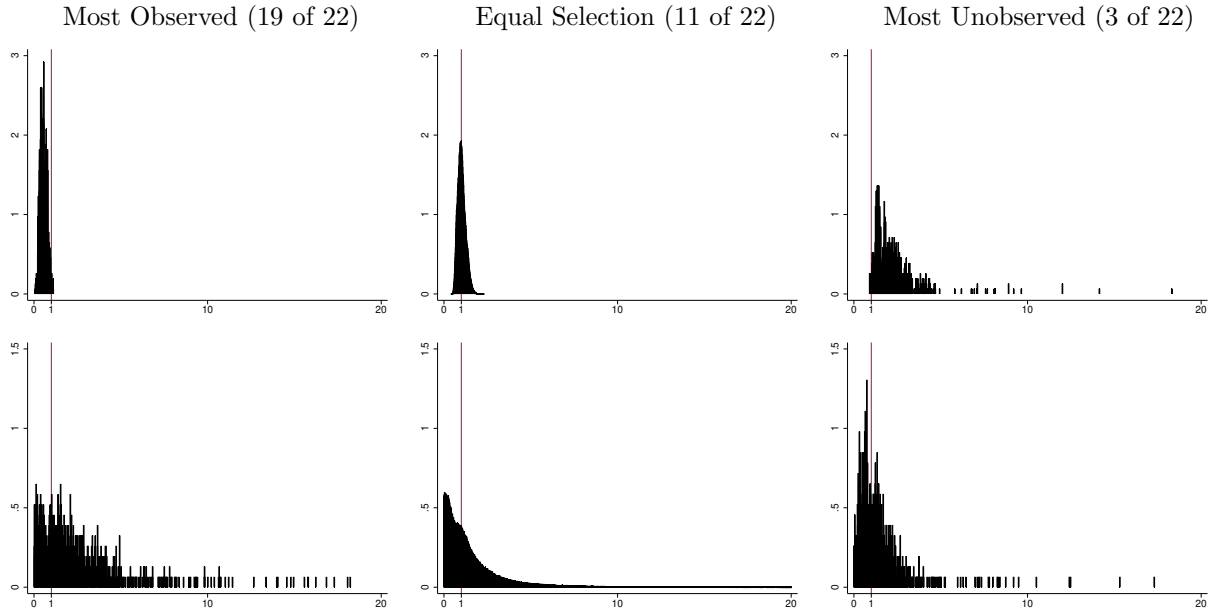


Figure 1: Covariate Sampling Distributions. Top row: Distributions of $r_X(S)$. Bottom row: Distributions of $|\delta_{\text{resid}}(S)|$. Left column: $d_1 = 19$ of 22 covariates observed. Middle: $d_1 = 11$ of 22 covariates observed. Right: $d_1 = 3$ of 22 covariates observed.

on $(1, W)$. For this exercise, we therefore treat these estimates as the population values of these coefficients.

Having specified the distribution of (Y, X, W) , we can then compute the exact covariate sampling distributions of $r_X(S)$ and $\delta_{\text{resid}}(S)$ by fixing a number d_1 of covariates to observe from the $K = 22$ total covariates, computing equations (5) and (6) for all possible values of s with $\sum_{k=1}^K s_k = d_1$, and then putting equal weight on all of these values.

Figure 1 plots histograms of these distributions for three choices of d_1 , from left to right: Most covariates observed ($d_1 = 19$), Equal selection ($d_1 = 11$), and Most covariates unobserved ($d_1 = 3$). First consider the top row, which shows the distributions of $r_X(S)$. From the middle plot, we see an empirical analog of Property 1: The distribution of $r_X(S)$ is tightly centered at 1 under equal selection. From the left and right plots we see an empirical analog of Property 2: When most covariates are observed, $r_X(S)$ is mostly below 1, indicating that the unobserved covariates are not as important as the observed covariates. Likewise, when most covariates are not observed, $r_X(S)$ is mostly above 1, indicating that the unobserved covariates are more important than the observed covariates.

Next consider the bottom row, which shows the distributions of $|\delta_{\text{resid}}(S)|$. From the middle plot, which shows the equal selection case, we see that the distribution is very spread out, and does not appear to have any discernible concentration near one. From the left and right plots, we see that $|\delta_{\text{resid}}(S)|$ also does *not* satisfy any kind of empirical analog of the

Table 1: How Often is the Sensitivity Parameter Below the Equal Selection Benchmark?

	Number of Observed Covariates		
	Most Observed	Equal Selection	Most Unobserved
	19 of 22	11 of 22	3 of 22
$\mathbb{P}(r_X(S) \leq 1)$	99.2%	50.0%	0.8%
$\mathbb{P}(\delta_{\text{resid}}(S) \leq 1)$	28.7%	45.8%	49.5%

monotonicity Property 2. In fact, the distribution shifts closer to zero as we increase the number of unobserved covariates.

This reverse monotonicity property can also be seen by considering various summary statistics for these distributions. Table 1 shows the proportion of realizations of the sensitivity parameters which are below the equal selection benchmark of 1. For $r_X(S)$ this happens 99.2% of the time when most covariates are observed, exactly 50% of the time under equal selection, and only 0.8% of the time when most covariates are not observed. In contrast, $|\delta_{\text{resid}}|$ is smaller than 1 only 28.7% of the time when most covariates are observed, and this *increases* up to 49.5% of the time when most covariates are unobserved. This is the opposite pattern we would expect from the nominal interpretation of $\delta_{\text{resid}}(S)$, whereby values smaller than 1 are supposed to indicate that the unobserved variables are less important than the observed variables.

Similar findings can be seen in Table 2, which shows additional summary statistics for these distributions. When most covariates are observed, the maximum value of $r_X(S)$ is 1.107, with a median value of 0.525. Thus the $r_X(S)$ parameter almost always correctly reports that the unobserved covariates are less important than the observed covariates. Likewise, when most covariates are not observed, the minimum value is 0.904, with a median value of 1.906. Again, the $r_X(S)$ parameter almost always correctly reports that the unobserved covariates are more important than the observed covariates. In contrast, $|\delta_{\text{resid}}(S)|$ is mostly *large* when most covariates are observed, with a median of 1.774, a 25th percentile of 0.879, and a standard deviation of 3.06. When most covariates are not observed, this distribution shifts down, with the 25th, 50th, and 75th percentiles all decreasing—the opposite direction we would expect from the nominal interpretation of $|\delta_{\text{resid}}(S)|$. Under equal selection, $|\delta_{\text{resid}}(S)|$ is somewhat biased upwards, with a median of 1.118, but it is also very spread out, with a very large upper tail and a standard deviation of 12,300. In contrast, $r_X(S)$ is tightly distributed exactly around 1 under equal selection.

Table 2: Covariate Sampling Distribution Summary Statistics.

	Number of Observed Covariates		
	Most Observed 19 of 22	Equal Selection 11 of 22	Most Unobserved 3 of 22
Number of Support Points, $\binom{K}{d_1}$	1,540	705,432	1,540
Panel A. Distribution of $r_X(S)$			
Minimum	0.055	0.438	0.904
25th Percentile	0.396	0.861	1.447
Median	0.525	1.000	1.906
75th Percentile	0.691	1.161	2.522
Maximum	1.107	2.285	18.316
Mean	0.542	1.024	2.158
Standard Deviation	0.190	0.226	1.147
Panel B. Distribution of $ \delta_{\text{resid}}(S) $			
Minimum	0.010	0.000	0.002
25th Percentile	0.879	0.469	0.580
Median	1.774	1.118	1.017
75 Percentile	3.102	2.283	1.650
Maximum	79.7	10,300,000	177
Mean	2.402	20.365	1.583
Standard Deviation	3.06	12,300	5.43

Note: These summary statistics correspond to the full distributions displayed in figure 1.

3.5 Summary and Implications

In Oster’s (2019) analysis, 1 is a very special value for the sensitivity parameter. Her Proposition 1, 2 and Corollary 1 all assume the that $\delta_{\text{resid}} = 1$. Her Proposition 3 derives a breakdown point type value of δ_{resid} , whose absolute value is compared to 1 as a benchmark. Moreover, from the survey of Masten and Poirier (2023), *all* of the empirical papers published in top 5 journals from 2019–2021 that apply these results explicitly use 1 as their benchmark value. Oster (2019) justifies this benchmark value by saying that it represents “an equal selection relationship—the unobservable and observables are equally related to the treatment” (page 192). On page 188 she refers back to Altonji et al. (2005) for this interpretation. They, in turn, say that their Condition 1 (which is analogous to $\delta_{\text{resid}} = 1$) “formalize[s] the idea that ‘selection on the unobservables is the same as selection on the observables’.”

We have shown that, when the controls are endogenous, the value 1 is *not* the correct benchmark of equal selection for δ_{resid} . This implies that researchers who wish to compare

their sensitivity parameter values to the benchmark of equal selection will generally draw the wrong conclusions about robustness if they use 1 as the benchmark. This includes all of the previously published work which has used 1 as the benchmark.

One possible response to our results is to continue to use δ_{resid} , but to change the benchmark value. The problem with this approach is that the correct benchmark of equal selection generally depends on the unknown dgp. Equation (S24) in the appendix gives a simple example of how this limit depends on various features of the unknown dgp, when the covariates are exchangeable. Hence the correct benchmark is unknown. In contrast, the strength of Theorem 2’s result is that the limiting value of $r_X(S)$ does *not* depend on the dgp under equal selection.

Given all of these results, in section 4 we next develop a sensitivity analysis for β_{long} in equation (1) based on imposing restrictions on r_X rather than δ_{resid} .

4 Sensitivity Analysis Using r_X

We have argued that, in practice, most controls are endogenous in the sense that they are potentially correlated with the omitted variables of concern. Consequently, methods for assessing the sensitivity of identifying assumptions for the treatment variable of interest should allow for the controls to be endogenous to some extent. Moreover, in the previous section we argued that the residualization approach proposed in existing methods can lead to incorrect robustness conclusions. In this section, we therefore develop a new method based on assumptions about the selection ratio r_X . In section 4.1 we state our main identification results based on r_X only. In section 4.2 we extend these results to allow researchers to also restrict the impact of omitted variables on the outcome variable. In section 4.3 we make several remarks regarding interpretation and calibration of the sensitivity parameters. Finally, in section 4.4 we briefly discuss estimation and inference. In appendix D, we extend these results to allow researchers to also restrict the magnitude of control endogeneity.

4.1 Identification Using Treatment Equation Assumptions Only

Recall from section 2 that our parameter of interest is β_{long} , the OLS coefficient on X in the long regression of Y on $(1, X, W_1, W_2)$. Since W_2 is not observed, we cannot compute this regression from the data. Instead, we can compute β_{med} , the OLS coefficient on X in the medium regression of $(1, X, W_1)$. The difference between these two regression coefficients is given by the classic omitted variable bias formula. To bound this difference, we restrict the selection ratio r_X described in section 3.1. Specifically, consider the following assumption.

Assumption A3. $r_X \leq \bar{r}_X$ for a known value of $\bar{r}_X \geq 0$.

Following our discussion in section 3.1, this assumption is invariant to any invertible linear transformations of W_1 or W_2 , and thus \bar{r}_X is a unit free sensitivity parameter. Assumption A3 can also be written as

$$\sqrt{\text{var}(\pi_2' W_2)} \leq \bar{r}_X \cdot \sqrt{\text{var}(\pi_1' W_1)},$$

which means that the association between treatment X and a one standard deviation increase in the index of unobservables is at most \bar{r}_X times the association between treatment and a one standard deviation increase in the index of observables. The baseline model of section 2 corresponds to the case $\bar{r}_X = 0$, since it implies $\pi_2 = 0$. We relax the baseline model by considering values $\bar{r}_X > 0$. Our first main result (Theorem 4) describes the identified set using only A3.

Let $\mathcal{B}_I(\bar{r}_X)$ denote the identified set for β_{long} under the positive definite variance assumption A1 and the restriction A3 on π_2 . In particular, this identified set does not impose any restrictions on the impact of omitted variables on the outcome variable. Let

$$\underline{B}(\bar{r}_X) = \inf \mathcal{B}_I(\bar{r}_X) \quad \text{and} \quad \bar{B}(\bar{r}_X) = \sup \mathcal{B}_I(\bar{r}_X)$$

denote its greatest lower bound and least upper bound. Our first main result, Theorem 4 below, provides simple, closed form expressions for these sharp bounds. For this theorem, we also use the following assumption.

Assumption A4. $\text{cov}(W_1, Y) \neq \text{cov}(W_1, X) \text{cov}(X, Y)$ and $\text{cov}(W_1, X) \neq 0$.

This assumption is not necessary, but it simplifies the proofs. A sufficient condition for A4 is $\beta_{\text{short}} \neq \beta_{\text{med}}$, where β_{short} is the coefficient on X in the short OLS regression of Y on $(1, X)$. For simplicity, we also normalize the treatment variable so that $\text{var}(X) = 1$ and the covariates so that $\text{var}(W_1) = I$. All of the results below can be rewritten without these normalizations at the cost of additional notation.

Theorem 4. Suppose the joint distribution of (Y, X, W_1) is known. Suppose A1, A3, and A4 hold. Normalize $\text{var}(X) = 1$ and $\text{var}(W_1) = I$. If $\bar{r}_X < \sqrt{1 - R_{X \sim W_1}^2}$, then

$$\begin{aligned} & [\underline{B}(\bar{r}_X), \bar{B}(\bar{r}_X)] \\ &= \left[\beta_{\text{med}} - \sqrt{\frac{\text{var}(Y^{\perp X, W_1})}{\text{var}(X^{\perp W_1})} \cdot \frac{\bar{r}_X^2 R_{X \sim W_1}^2}{1 - R_{X \sim W_1}^2 - \bar{r}_X^2}}, \beta_{\text{med}} + \sqrt{\frac{\text{var}(Y^{\perp X, W_1})}{\text{var}(X^{\perp W_1})} \cdot \frac{\bar{r}_X^2 R_{X \sim W_1}^2}{1 - R_{X \sim W_1}^2 - \bar{r}_X^2}} \right]. \end{aligned}$$

Otherwise, $\underline{B}(\bar{r}_X) = -\infty$ and $\overline{B}(\bar{r}_X) = +\infty$.

Appendix C gives a brief sketch derivation of this result, while the complete formal derivation and sharpness proof is in appendix J.

Theorem 4 characterizes the largest and smallest possible values of β_{long} when some selection on unobservables is allowed, the observed covariates are allowed to be arbitrarily correlated with the unobserved covariate, and we make no restrictions on the coefficients in the outcome equation. In fact, we prove that, with the exception of at most three singletons, the interval $[\underline{B}(\bar{r}_X), \overline{B}(\bar{r}_X)]$ is the identified set for β_{long} under these assumptions. Here we focus on the smallest and largest elements to avoid technical digressions that are unimportant for applications.

There are two important features of Theorem 4: First, it only requires researchers to reason about *one* sensitivity parameter, unlike some existing approaches, including Oster (2019). Second, and also unlike those results, it allows for arbitrarily endogenous controls without relying on the residualization technique discussed in section 3. So this result allows researchers to examine the impact of selection on unobservables on their baseline results without also having to reason about the magnitude of endogenous controls.

Since Theorem 4 provides explicit expressions for the bounds, we can immediately derive a few of their properties. First, when $\bar{r}_X = 0$, the bounds collapse to β_{med} , the point estimand from the baseline model with no selection on unobservables. So we recover the baseline model as a special case. For small values of $\bar{r}_X > 0$, the bounds are no longer a singleton, but their width increases continuously as \bar{r}_X increases away from zero. After normalizing treatment and the observed covariates, the rate at which the bounds increase depends on just a few features of the data: all can be derived from the variance matrix of (Y, X, W_1) . We also see that the bounds are symmetric around β_{med} . Finally, the bounds are finite only if $\bar{r}_X < \sqrt{1 - R_{X \sim W_1}^2}$.

Breakdown Analysis

In practice, researchers often ask:

How strong does selection on unobservables have to be relative to selection on observables in order to overturn our baseline findings?

We can use Theorem 4 to answer this question. Suppose in the baseline model we find $\beta_{\text{med}} \geq 0$. We are concerned, however, that $\beta_{\text{long}} \leq 0$, in which case our positive finding is driven solely by selection on unobservables. Define

$$\bar{r}_X^{\text{bp}} = \sup\{\bar{r}_X \geq 0 : b \geq 0 \text{ for all } b \in \mathcal{B}_I(\bar{r}_X)\}.$$

This value is called a *breakdown point*. It is the largest amount of selection on unobservables we can allow for while still concluding that β_{long} is nonnegative. The breakdown point when $\beta_{\text{med}} \leq 0$ can be defined analogously.

Corollary 1. Suppose the assumptions of Theorem 4 hold. Then

$$\bar{r}_X^{\text{bp}} = \left(\frac{R_{Y \sim X \bullet W_1}^2}{\frac{R_{X \sim W_1}^2}{1 - R_{X \sim W_1}^2} + R_{Y \sim X \bullet W_1}^2} \right)^{1/2}.$$

The breakdown point described in Corollary 1 characterizes the magnitude of selection on unobservables relative to selection on observables needed to overturn one’s baseline findings. Corollary 1 explicitly shows that this breakdown point depends on just two features of the observed data: The relationship between treatment and the outcome, after adjusting for the observed covariates, and the first stage relationship between treatment and the observed covariates. In particular, as the covariate adjusted relationship between outcomes and treatment strengthens, the breakdown point increases too. In contrast, as the relationship between treatment and covariates strengthens, the breakdown point decreases. This follows since we are using effects of the observed covariates to calibrate the magnitude of selection on unobservables. So when these observed covariates are strongly related to treatment, we need relatively less selection on unobservables to overturn our baseline findings. We discuss this point more in section 4.3.

Recommendations. First, we recommend that researchers present estimates of the breakdown point \bar{r}_X^{bp} as a scalar measure of the robustness of their results. This can be displayed alongside the main result point estimates, as in table 3 in our empirical application. Second, we recommend that researchers present estimates of the bounds described in Theorem 4 as a function of \bar{r}_X . Researchers may also find it useful to present estimates of the calibration parameters ρ_k that we describe in section 4.3. We illustrate all of these recommendations in our empirical application in section 5.

4.2 Adding Assumptions on the Outcome Equation

In some empirical settings researchers may be willing to restrict the impact of unobservables on outcomes. To do this, by analogy to r_X , define

$$r_Y \equiv \frac{\sqrt{\text{var}(\gamma'_2 W_2)}}{\sqrt{\text{var}(\gamma'_1 W_1)}}.$$

This is the ratio of the standard deviation of the index of unobservables in the *outcome* equation (1) to the standard deviation of the index of observables in the same equation. Thus r_Y measures the relative impact of unobservables and observables on outcomes, whereas r_X measures their relative impact on treatment. Note that we can prove a version of Theorem 2 in section 3 for the covariate sampling distribution of $r_Y(S)$; we omit this for brevity. We now consider a bound on this ratio r_Y .

Assumption A5. $r_Y \leq \bar{r}_Y$ for a known value of $\bar{r}_Y \geq 0$.

A5 has a similar interpretation as A3: It says that the association between the outcome and a one standard deviation increase in the index of unobservables is at most \bar{r}_Y times the association between the outcome and a one standard deviation increase in the index of observables. Like r_X , r_Y is invariant to invertible linear transformations of W_1 and W_2 , making \bar{r}_Y a unit free sensitivity parameter.

In our next result, which uses restrictions on both r_X and r_Y , we assume that the omitted variable of interest W_2 is a scalar, and then normalize its variance to 1. We leave the extension to vector W_2 to future work. Let $\mathcal{B}_I(\bar{r}_X, \bar{r}_Y)$ denote the identified set for β_{long} under this scalar W_2 assumption, A1, A3, and A5. Unlike the identified set of Theorem 4, this set is less analytically tractable. We characterize it in appendix G. In this section we show that it is nonetheless very easy to numerically implement a breakdown analysis, which is often researchers' main focus.

Suppose we are interested in the robustness of the conclusion that $\beta_{\text{long}} \geq \underline{b}$ for some known scalar \underline{b} . For example, $\underline{b} = 0$. Define the function

$$\bar{r}_Y^{\text{bf}}(\bar{r}_X, \underline{b}) = \sup\{\bar{r}_Y \geq 0 : \underline{b} \geq b \text{ for all } b \in \mathcal{B}_I(\bar{r}_X, \bar{r}_Y)\}.$$

This function is a *breakdown frontier* (Masten and Poirier 2020), which captures trade-offs in the relative impacts of \bar{r}_X and \bar{r}_Y on the identified set. In particular, we can use it to define the set

$$\text{RR} = \{(\bar{r}_X, \bar{r}_Y) \in \mathbb{R}_{\geq 0}^2 : \bar{r}_Y \leq \bar{r}_Y^{\text{bf}}(\bar{r}_X, \underline{b})\}.$$

Masten and Poirier (2020) call this the *robust region* because the conclusion of interest, $\beta_{\text{long}} \geq \underline{b}$, holds for any combination of sensitivity parameters in this region. The size of this region is therefore a measure of the robustness of our baseline conclusion.

Although we do not have a closed form expression for the smallest and largest elements of $\mathcal{B}_I(\bar{r}_X, \bar{r}_Y)$, our next main result shows that we can still easily compute the breakdown frontier numerically. To state the result, we first define some additional notation. Let $\|\cdot\|$

denote the Euclidean norm. Define the set

$$\mathcal{D}^0 = \left\{ (z, c, b) \in \mathbb{R} \times \mathbb{R}^{d_1} \times \mathbb{R} : z\sqrt{1 - \|c\|^2} \frac{\text{cov}(W_1, Y - bX)}{\text{var}(X^\perp W_1)} - (\beta_{\text{med}} - b)c \neq 0, \|c\| < 1 \right\}$$

and the functions

$$\underline{r}_Y(z, c, b) = \begin{cases} 0 & \text{if } b = \beta_{\text{med}} \\ \frac{|\beta_{\text{med}} - b|}{\|z\sqrt{1 - \|c\|^2} \frac{\text{cov}(W_1, Y - bX)}{\text{var}(X^\perp W_1)} - (\beta_{\text{med}} - b)c\|} & \text{if } (z, c, b) \in \mathcal{D}^0 \text{ and } b \neq \beta_{\text{med}} \\ +\infty & \text{otherwise} \end{cases}$$

$$p(z, c; \bar{r}_X) = \bar{r}_X^2 \|\text{cov}(W_1, X)\sqrt{1 - \|c\|^2} - cz\|^2 - z^2.$$

We can now state our last main result.

Theorem 5. Suppose the joint distribution of (Y, X, W_1) is known. Suppose A1 and A4 hold. Normalize $\text{var}(X) = 1$ and $\text{var}(W_1) = I$. Assume W_2 is a scalar and normalize $\text{var}(W_2) = 1$. Suppose $\text{cov}(W_1, Y)$ and $\text{cov}(W_1, X)$ are linearly independent. Suppose $d_1 \geq 2$. Let $\underline{b} \in \mathbb{R}$ and $\bar{r}_X, \bar{r}_Y \geq 0$.

1. If $\underline{b} \geq \beta_{\text{med}}$ then $\bar{r}_Y^{\text{bf}}(\bar{r}_X, \underline{b}) = 0$.
2. If $\underline{B}(\bar{r}_X) > \underline{b}$, then $\bar{r}_Y^{\text{bf}}(\bar{r}_X, \underline{b}) = +\infty$.
3. If $\underline{B}(\bar{r}_X) \leq \underline{b} < \beta_{\text{med}}$, then

$$\begin{aligned} \bar{r}_Y^{\text{bf}}(\bar{r}_X, \underline{b}) = & \min_{(z, c_1, c_2, b) \in (-\sqrt{\text{var}(X^\perp W_1)}, \sqrt{\text{var}(X^\perp W_1)}) \times \mathbb{R} \times \mathbb{R} \times (-\infty, \underline{b}] } \underline{r}_Y(z, \text{cov}(W_1, c_1 Y + c_2 X), b) \\ & \text{subject to } p(z, \text{cov}(W_1, c_1 Y + c_2 X); \bar{r}_X) \geq 0 \\ & (b - \beta_{\text{med}})^2 < \frac{\text{var}(Y^\perp X, W_1)}{\text{var}(X^\perp W_1)} \frac{z^2}{\text{var}(X^\perp W_1) - z^2} \\ & \|\text{cov}(W_1, c_1 Y + c_2 X)\| < 1. \end{aligned}$$

Theorem 5 shows that the breakdown frontier can be computed as the solution to a smooth optimization problem. Importantly, this problem only requires searching over a 4-dimensional space. In particular, this dimension does not depend on the dimension of the covariates W_1 . Consequently, it remains computationally feasible even with a large number of observed covariates, as is often the case in empirical practice. For example, the results for our empirical application take about 15 seconds to compute.

Theorem 5 makes several minor technical assumptions. In particular, it assumes $\text{cov}(W_1, Y)$ and $\text{cov}(W_1, X)$ are linearly independent for simplicity. Moreover, the theorem assumes $d_1 \geq 2$, requiring at least two observed covariates in W_1 . This is not restrictive since the purpose of this result is primarily to show that the optimization problem does not depend on the dimension of W_1 . If $d_1 = 1$ then the breakdown frontier can instead be easily computed using equation (S36) in the appendix, which only requires searching over a 3-dimensional space.

Recommendations. To assess the impact of different choices of (\bar{r}_X, \bar{r}_Y) on the robustness of their results, researchers can plot sample analog estimates of the function $\bar{r}_Y^{\text{bf}}(\cdot, \underline{b})$ (for example, see the solid line in the right plots of figures 2 and 3 in section 5 below). The conclusion of interest $\beta_{\text{long}} \geq \underline{b}$ holds for all pairs (\bar{r}_X, \bar{r}_Y) below this function. In practice it is also useful to report scalar measures of robustness to omitted variables. One way to do this while also incorporating restrictions on the impact of the omitted variables on outcomes is to set $\bar{r}_X = \bar{r}_Y$. This assumption says that the impact of unobservables relative to observables is the same for outcomes as it is for treatment. Based on our analysis in section 3, this assumption is justified under equal selection via Theorem 2 and its analogous theorem for $r_Y(S)$. Under this common maximal impact assumption, the breakdown point for the common value of the sensitivity parameter is

$$\bar{r}^{\text{bp}}(\underline{b}) \equiv \sup\{r \geq 0 : b \geq \underline{b} \text{ for all } b \in \mathcal{B}_I(r, r)\}.$$

Let $\bar{r}^{\text{bp}} = \bar{r}^{\text{bp}}(0)$. Our second main recommendation is that researchers report estimates of this breakdown point for some value \underline{b} of interest. \bar{r}^{bp} can be viewed as a less conservative version of \bar{r}_X^{bp} , the breakdown point that only imposes restrictions on how treatment is related to the omitted variables. In particular, note that $\bar{r}_X^{\text{bp}} \leq \bar{r}^{\text{bp}}$ always holds. The common maximal impact breakdown point $\bar{r}^{\text{bp}}(\underline{b})$ can be directly computed from the function $\bar{r}_Y^{\text{bf}}(\bar{r}_X, \underline{b})$ by solving $\bar{r}_Y^{\text{bf}}(\bar{r}_X, \underline{b}) = \bar{r}_X$ numerically.

Finally, note that sharp bounds on the identified set $\mathcal{B}_I(\bar{r}_X, \bar{r}_Y)$ can be easily computed by using a similar duality relationship between the breakdown frontier and the identified set as described in Proposition 1 of Masten and Poirier (2023).

4.3 Interpreting and Calibrating the Sensitivity Parameters

Having stated our main identification results, we next make several remarks regarding how to interpret the magnitudes of these parameters.

Which Covariates to Calibrate Against?

As we discussed in section 3, one of the main benefits of using *relative* sensitivity parameters like \bar{r}_X is that $\bar{r}_X = 1$ is a natural reference point of “equal selection.” However, the interpretation of this reference point depends on the choice of covariates that we calibrate against. Put differently, when we say that we compare “selection on unobservables to selection on observables,” *which* observables do we mean?

To answer this, we split the observed covariates into two groups: (1) The control covariates, which we label W_0 , and (2) The calibration covariates, which we continue to label W_1 . Write equation (1) as

$$Y = \beta_{\text{long}}X + \gamma'_0W_0 + \gamma'_1W_1 + \gamma'_2W_2 + Y^{\perp X, W} \quad (1')$$

where $W = (W_0, W_1, W_2)$. Likewise, write equation (2) as

$$X = \pi'_0W_0 + \pi'_1W_1 + \pi'_2W_2 + X^{\perp W}. \quad (2')$$

The key difference from our earlier analysis is that, like in assumption A3, we will continue to only compare π_1 with π_2 . That is, we only compare the omitted variable to the observed variables in W_1 ; we do not use W_0 for calibration. A similar remark applies to A5.

This distinction between control and calibration covariates is useful because in many applications we do not necessarily think the omitted variables have similar explanatory power as *all* of the observed covariates included in the model. For example, in our empirical application in section 5, we include state fixed effects as control covariates, but we do not use them for calibration. In the analysis of section 3, we can view W_0 as covariates that are always observed (analogous to the variable X in Altonji et al. 2019).

We next briefly describe how to generalize our identification results to account for this distinction. By the FWL theorem, a linear projection of $Y^{\perp W_0}$ onto $(1, X^{\perp W_0}, W_1^{\perp W_0}, W_2^{\perp W_0})$ has the same coefficients as equation (1). Likewise for a linear projection of $X^{\perp W_0}$ onto $(1, W_1^{\perp W_0}, W_2^{\perp W_0})$. Hence we can write

$$\begin{aligned} Y^{\perp W_0} &= \beta_{\text{long}}X^{\perp W_0} + \gamma'_1W_1^{\perp W_0} + \gamma'_2W_2^{\perp W_0} + Y^{\perp X, W} \\ X^{\perp W_0} &= \pi'_1W_1^{\perp W_0} + \pi'_2W_2^{\perp W_0} + X^{\perp W}. \end{aligned}$$

Therefore our earlier results continue to hold when (Y, X, W_1, W_2) are replaced with $(Y^{\perp W_0}, X^{\perp W_0}, W_1^{\perp W_0}, W_2^{\perp W_0})$.

What is a Robust Result? Benchmarks versus Cutoffs

How should researchers determine what values of \bar{r}_X and \bar{r}_Y are large and what values are small? Like in Altonji et al. (2005) and Oster (2019), these are *relative* sensitivity parameters. Consequently, as discussed in section 3, the values $\bar{r}_X = 1$ and $\bar{r}_Y = 1$ are natural reference points, or *benchmarks*, that formalize the idea that “selection on unobservables is the same as selection on observables.” This interpretation, however, does not imply that the value 1 should be thought of as a universal, context independent *cutoff* between “small” and “large” values of these two sensitivity parameters. That is, 1 should not be considered a universal cutoff required to achieve a robust result.

Why? There are at least two reasons. First, as discussed by Altonji et al. (2005), in practice covariates are typically *not* randomly observed. Instead, researchers typically gather covariates with an eye toward the ones they believe are important and should be included. This suggests that the true value of r_X is likely to be less than the equal selection benchmark value of 1, meaning that the observed covariates are more important than the unobserved covariates. Hence a cutoff like 0.5, stating that the observed variables are at most twice as important as the unobserved variables, might be a more reasonable value for determining robustness.

Second, as described above, researchers must choose which of their observed covariates should be used to calibrate against. Consequently, the choice of W_0 (and hence W_1) affects the interpretation of the magnitude of r_X . When we include more relevant variables in W_1 , the explanatory power of the observables we are calibrating against increases. This implies that, for a given value of the selection ratio r_X , the magnitude of selection on unobservables that we are allowing for *increases*. This can be seen by the following relationship:

$$\text{Selection on Unobservables} = r_X \cdot (\text{Selection on Observables}). \quad (7)$$

The left hand side is the absolute magnitude of selection on unobservables, while the right hand side is the proportion r_X of the absolute magnitude of selection on observables. Thus when we add variables to W_1 , the standard by which we are measuring sensitivity changes. If the calibration variables W_1 have a large amount of explanatory power, then even an apparently small value of r_X , like 0.3, could be considered to be a ‘large’ amount of selection on unobservables. Conversely, when the calibration variables W_1 do not have much explanatory power, then even an apparently large value of r_X like 3 could be considered a ‘small’ amount of selection on unobservables.

One way in which this choice manifests itself is via its impact on the breakdown point: Including more relevant variables in W_1 will tend to *decrease* the breakdown point \bar{r}_X^{bp} ,

because the explanatory power of the observables we are calibrating against increases when we move variables from W_0 to W_1 —see corollary 1. As we just discussed, however, this observation does *not* necessarily imply that the result is becoming less robust. Rather, it merely reflects the relationship in equation (7).

Overall, the value of using relative sensitivity parameters like \bar{r}_X is not that they allow us to obtain a universal threshold for what is or is not a robust result. Instead, it gives researchers a *unit free* measurement of sensitivity that is *interpretable* in terms of the effects of observed variables. Finally, note that the issues raised in this discussion equally apply to the existing methods in the literature as well, including Oster (2019); they are not unique to our analysis.

Calibrating the Magnitude of \bar{r}_X

We just argued that the value 1 should not be viewed as the universal cutoff for robustness. In this section, we sketch a data-dependent approach to calibrating the magnitude of the sensitivity parameter \bar{r}_X , and therefore for assessing the robustness of one’s results to omitted variables. By analogy to $r_X = \sqrt{\text{var}(\pi'_2 W_2)} / \sqrt{\text{var}(\pi'_1 W_1)}$, define

$$\rho_k = \frac{\sqrt{\text{var}(\pi_{1,\text{med},k} W_{1k})}}{\sqrt{\text{var}(\pi'_{1,\text{med},-k} W_{1,-k})}}$$

for $k = 1, \dots, d_1$, where $\pi_{1,\text{med}} = (\pi_{1,\text{med},k}, \pi_{1,\text{med},-k})$ is the coefficient on the observed covariates $W_1 = (W_{1k}, W_{1,-k})$ from OLS of treatment X on $(1, W_1)$. ρ_k measures the importance of variable k relative to all other observed covariates. Moreover, unlike r_X , the ρ_k values are point identified from the data. We suggest that researchers compare their estimates of the breakdown point \bar{r}_X^{bp} against estimates of the values $\rho_1, \dots, \rho_{d_1}$. This approach is similar to the suggestion on pages 321–322 of Masten and Poirier (2018). We illustrate this approach in our empirical analysis in section 5. Finally, here we defined ρ_k by comparing a single covariate against all others. More generally one could compare the impact of a group of covariates against all others; we omit this extension for brevity.

4.4 Estimation and Inference

Thus far we have described population level identification results. In practice, we only observe finite sample data. Our identification results depend on the observables (Y, X, W_1) solely through their covariance matrix. In our empirical analysis in section 5, we apply our identification results by using sample analog estimators that replace $\text{var}(Y, X, W_1)$ with a

consistent estimator $\widehat{\text{var}}(Y, X, W_1)$. For example, we let $\widehat{\beta}_{\text{med}}$ denote the OLS estimator of β_{med} , the coefficient on X in the medium regression of Y on $(1, X, W_1)$. We expect the corresponding asymptotic theory for estimation and inference on the bound functions to be straightforward, but for brevity we do not develop it in this paper. Inference on the breakdown points and frontiers could also be done as in Masten and Poirier (2020).

5 Empirical Application: The Frontier Experience and Culture

Where does culture come from? Bazzi et al. (2020) study the origins of people’s preferences for or against government redistribution, intervention, and regulation. They provide the first systematic empirical analysis of a famous conjecture that living on the American frontier cultivated individualism and antipathy to government intervention. The idea is that life on the frontier was hard and dangerous, had little to no infrastructure, and required independence and self-reliance to survive. These features then create cultural change, in particular, leading to “more pervasive individualism and opposition to redistribution”. Overall, Bazzi et al. (2020) find evidence supporting this frontier life conjecture.

Bazzi et al. (2020) provide a wide variety of analyses and contributions. In our analysis, we focus on a subset of their main results, concerning the long run effects of the frontier experience on modern culture. These results are based on an unconfoundedness identification strategy and use linear models. They note that “the main threat to causal identification of β lies in omitted variables” and hence they strongly rely on Oster’s (2019) method to “show that unobservables are unlikely to drive our results” (page 2344). As we have discussed, however, this method uses the residualization approach to allow for endogenous controls, which generally will lead to incorrect conclusions about robustness. In this section, we apply our methods to examine the impact of allowing for endogenous controls on Bazzi et al.’s empirical conclusions about the long run effect of the frontier experience on culture. Overall, while they found that all of their analyses were robust to the presence of omitted variables, we find that their analysis using questionnaire based outcomes are sometimes substantially sensitive to omitted variables, while their analysis using property tax levels and voting patterns is generally robust. We also find suggestive evidence that the controls are endogenous, which highlights the value of sensitivity analysis methods that allow for endogenous controls. We discuss all of these findings in more detail below.

5.1 Data

We first describe the variables and data sources. The main units of analysis are counties in the U.S., although we will also use some individual level data. The treatment X is the “total frontier experience” (TFE). This is defined as the number of decades between 1790 and 1890 a county spent “on the frontier”. A county is “on the frontier” if it had a population density less than 6 people per square mile and was within 100 km of the “frontier line”. The frontier line is a line that divides sparse counties (less than or equal to 2 people per square mile) from less sparse counties. By definition, the frontier line changed over time in response to population patterns, but it did so unevenly, resulting in some counties being “on the frontier” for longer than others. Figure 3 in Bazzi et al. (2020) shows the spatial distribution of treatment.

The outcome variable Y is a measure of modern culture. They consider 8 different outcome variables. Since data is not publicly available for all of them, we only look at 5 of these. They can be classified into two groups. The first are questionnaire based outcomes:

1. *Cut spending on the poor.* This variable comes from the 1992 and 1996 waves of the American National Election Study (ANES), a nationally representative survey. In those waves, it asked

“Should federal spending be increased, decreased, or kept about the same on poor people?”

Let $Y_{1i} = 1$ if individual i answered “decreased” and 0 otherwise.

2. *Cut welfare spending.* This variable comes from the Cooperative Congressional Election Study (CCES), waves 2014 and 2016. In those waves, it asked

“State legislatures must make choices when making spending decisions on important state programs. Would you like your legislature to increase or decrease spending on Welfare? 1. Greatly Increase 2. Slightly Increase 3. Maintain 4. Slightly Decrease 5. Greatly Decrease.”

Let $Y_{2i} = 1$ if individual i answered “slightly decrease” or “greatly decrease” and 0 otherwise.

3. *Reduce debt by cutting spending.* This variable also comes from the CCES, waves 2000–2014 (biannual). It asked

“The federal budget deficit is approximately [\$ year specific amount] this year. If the Congress were to balance the budget it would have to consider cutting defense

spending, cutting domestic spending (such as Medicare and Social Security), or raising taxes to cover the deficit. Please rank the options below from what would you most prefer that Congress do to what you would least prefer they do: Cut Defense Spending; Cut Domestic Spending; Raise Taxes.”

Let $Y_{3i} = 1$ if individual i chooses “cut domestic spending” as a first priority, and 0 otherwise.

These surveys also collected data on individual demographics, specifically age, gender, and race. The second group of outcome variables are based on behavior rather than questionnaire responses:

4. Y_{4i} is the average effective *property tax rate* in county i , based on data from 2010 to 2014 from the National Association of Home Builders (NAHB) data, which itself uses data from the American Community Survey (ACS) waves 2010–2014.
5. Y_{5i} is the average *Republican vote share* over the five presidential elections from 2000 to 2016 in county i , using data from Leip’s Atlas of U.S. Presidential Elections.

Next we describe the observed covariates. We partition these covariates into W_1 and W_0 by following the implementation of Oster’s (2019) approach in Bazzi et al. (2020). W_1 , the calibration covariates which *are* used to calibrate selection on unobservables, is a set of geographic and climate controls: Centroid Latitude, Centroid Longitude, Land area, Average rainfall, Average temperature, Elevation, Average potential agricultural yield, and Distance from the centroid to rivers, lakes, and the coast. W_0 , the control covariates which are *not* used to calibrate selection on unobservables, includes state fixed effects. The questionnaire based outcomes use individual level data. For those analyses, we also include age, age-squared, gender, race, and survey wave fixed effects in W_0 . In Bazzi et al. (2020), they were included in W_1 . We instead include them in W_0 to keep the set of calibration covariates W_1 constant across the five main specifications. This allows us to directly compare the robustness of our baseline results across different specifications. We discuss the results that include state fixed effects in W_1 in appendix E.

5.2 Baseline Model Results

Bazzi et al. (2020) perform a variety of analyses to examine the long run effect of the frontier experience on culture. We focus on the subset of their main results for which replication data is publicly available. These are columns 1, 2, 4, 6, and 7 of their table 3. Panel A in our table 3 replicates those results. From columns (1)–(3) we see that individuals who live in counties

Table 3: The Effect of Frontier Life on Opposition to Government Intervention and Redistribution.

	Prefers Cut Public Spending on Poor (1)	Prefers Cut Public Spending on Welfare (2)	Prefers Reduce Debt by Spending Cuts (3)	County Property Tax Rate (4)	Republican Presidential Vote Share (5)
Panel A. Baseline Results					
Total Frontier Exp.	0.010 (0.004)	0.007 (0.003)	0.014 (0.002)	-0.034 (0.007)	2.055 (0.349)
Mean of Dep Variable	0.09	0.40	0.41	1.02	60.04
Number of Individuals	2,322	53,472	111,853	-	-
Number of Counties	95	1,863	1,963	2,029	2,036
Controls:					
Survey Wave FEs	X	X	X	-	-
Ind. Demographics	X	X	X	-	-
State Fixed Effects	X	X	X	X	X
Geographic/Climate	X	X	X	X	X
Panel B. Sensitivity Analysis (Oster 2019)					
$\hat{\delta}_{\text{resid}}^{\text{bp}}$ (incorrect)	16.01	3.10	5.89	-27.45	-8.55
$\hat{\delta}_{\text{resid}}^{\text{bp}}$ (correct)	2.28	3.05	2.58	90.7	-23.3
Panel C. Sensitivity Analysis (Our Approach)					
\hat{r}_X^{bp} ($\times 100$)	2.81	3.05	5.85	72.6	80.4
\hat{r}^{bp} ($\times 100$)	54.1	74.4	83.9	91.8	95.9

Note: Panel A and the first row of Panel B replicate columns 1, 2, 4, 6, and 7 of table 3 in Bazzi, Fiszbein, and Gebresilasse (2020), while the second row of Panel B and Panel C are new. As in Bazzi et al. (2020), Panel B uses Oster’s rule of thumb choice $R_{Y \sim X, W_1, W_2 \bullet W_0}^2 = 1.3 \cdot \hat{R}_{Y \sim X, W_1 \bullet W_0}^2$.

with more exposure to the frontier prefer cutting spending on the poor, on welfare, and to reduce debt by spending cuts. Moreover, these point estimates are statistically significant at conventional levels. From columns (4) and (5), we see that counties with more exposure to the frontier have lower property taxes and are more likely to vote for Republicans. As Bazzi et al. (2020) argue, these baseline results support the conjecture that frontier life led to opposition to government intervention and redistribution.

5.3 Assessing Selection on Observables

The baseline results in table 1 rely on a selection on observables assumption, that treatment X is exogenous after adjusting for the observed covariates (W_0, W_1) . How plausible is this assumption? Bazzi et al. (2020) say

“The main threat to causal identification of β lies in omitted variables correlated with both contemporary culture and TFE. We address this concern in four ways. First, we rule out confounding effects of modern population density. Second, we augment [the covariates] to remove cultural variation highlighted in prior work. *Third, we show that unobservables are unlikely to drive our results.* Finally, we use an IV strategy that isolates exogenous variation in TFE due to changes in national immigration flows over time.” (page 2344, emphasis added)

Their first two approaches continue to rely on selection on observables, and consist of including additional control variables. We focus on their third strategy: to use a formal econometric method to assess the importance of omitted variables.

Sensitivity Analysis Based on δ_{resid}

We start by summarizing the sensitivity analysis based on Oster (2019) (hereafter Oster), as used in Bazzi et al. (2020). Oster’s analysis uses two sensitivity parameters: (i) δ_{resid} , which we define in equation (4) (and replace (X, W_1, W_2) with $(X^{\perp W_0}, W_1^{\perp W_0}, W_2^{\perp W_0})$ in this equation to adjust for the non-calibration covariates W_0), and (ii) $R_{Y \sim X, W_1, W_2 \bullet W_0}^2$. For any choice of these two parameters, Oster’s Proposition 2 derives the identified set for β_{long} . Oster’s Proposition 3 derives the breakdown point for δ_{resid} , as a function of $R_{Y \sim X, W_1, W_2 \bullet W_0}^2$, for the conclusion that the identified set does not contain zero. Denote this point by $\delta_{\text{resid}}^{\text{bp}}(R_{Y \sim X, W_1, W_2 \bullet W_0}^2)$. This is the smallest value of δ_{resid} such that the identified set contains zero. Put differently: For any $\delta_{\text{resid}} < \delta_{\text{resid}}^{\text{bp}}(R_{Y \sim X, W_1, W_2 \bullet W_0}^2)$, the true value of β_{long} cannot be zero (it could be less than zero however; see Masten and Poirier 2023).

The second row of Panel B of table 3 shows sample analog estimates of this breakdown point, which is commonly referred to as *Oster’s delta*. As in Bazzi et al. (2020), we use Oster’s rule of thumb choice $R_{Y \sim X, W_1, W_2 \bullet W_0}^2 = 1.3 \cdot \widehat{R}_{Y \sim X, W_1 \bullet W_0}^2$. Thus the table shows estimates of $\delta_{\text{resid}}^{\text{bp}}(1.3 \cdot R_{Y \sim X, W_1 \bullet W_0}^2)$. The first row of Panel B shows the values of Oster’s delta as reported in table 2 of Bazzi et al. (2020). These were computed incorrectly. Based on these estimates, Bazzi et al. (2020) conclude:

“Oster (2019) suggests $|\delta| > 1$ leaves limited scope for unobservables to explain the results” and therefore, based on their $\delta_{\text{resid}}^{\text{bp}}$ estimates, “unobservables are unlikely to drive our results”. (page 2344)

This conclusion remains unchanged if the same robustness cutoff is applied to the correctly computed $\delta_{\text{resid}}^{\text{bp}}$ estimates.

Remark (On computing $\widehat{\delta}_{\text{resid}}^{\text{bp}}$). There are three differences between the two rows in Panel B. First, it appears to us that, rather than using the correct expression in Proposition 3

of Oster (2019), Bazzi et al. (2020) set the first displayed equation on page 193 of that paper equal to zero and solved for δ_{resid} . That does not give the correct breakdown point. This mistake was not unique to those authors; while replicating other results, we discovered the same mistake in several other papers published in ‘top 5’ economics journals. Second, Bazzi et al. (2020) used $\widehat{R}_{Y \sim X, W_0, W_1}^2$ and $\widehat{R}_{Y \sim X, W_0}^2$ to adjust for W_0 rather than $\widehat{R}_{Y \sim X, W_1 \bullet W_0}^2$ and $\widehat{R}_{Y \sim X \bullet W_0}^2$. Third, as we discussed earlier, they include the individual demographics and survey wave fixed effects in W_1 rather than W_0 . This is a valid choice, but we chose to instead include these variables in W_0 to keep the covariates in W_1 constant across columns (1)–(5) for comparability.

Assessing Exogenous Controls

As we have discussed, when the controls are endogenous, the value 1 is generally not the correct benchmark of equal selection for δ_{resid} , and hence robustness conclusions based on comparing δ_{resid} values to 1 are generally incorrect. If the controls are exogenous, however, this critique no longer applies. Are the controls in this application plausibly exogenous? The answer depends on which omitted variables W_2 we are concerned about. Bazzi et al. (2020) does not specifically describe the unmeasured omitted variables of concern, nor do they discuss the plausibility of exogenous controls. However, in their extra robustness checks they consider the variables listed in table 4.

Table 4: Additional Covariates Included by Bazzi et al. (2020) as Robustness Checks.

Contemporary population density	Sex ratio
Conflict with Native Americans	Rainfall risk
Employment share in manufacturing	Portage sites
Mineral resources	Prevalence of slavery
Immigrant share	Scotch-Irish settlement
Timing of railroad access	Birthplace diversity
Ruggedness	

The additional omitted variables of concern might therefore be similar to these variables. Thus the question is: Are *all* of the geographic/climate variables in W_1 uncorrelated with variables like these? This seems unlikely, especially since many of these additional variables are also geographic/climate type variables. Moreover, although this assumption is not falsifiable—since W_2 is unobserved—we can assess its plausibility by examining the correlation structure of the observed covariates. Specifically, we estimate the values $R_{W_{1k} \sim W_{1,-k} \bullet W_0}^2$ for each covariate k in W_1 . For a given k , this is the population R-squared from the regression of W_{1k} on the rest of the calibration covariates $W_{1,-k}$, after partialling out the control

covariates W_0 . We discuss these values in more detail in appendix D. Table 5 shows sample analog estimates of these values.

The estimates in table 5 show a substantial range of correlation between the observed covariates in W_1 . Recall that the exogenous controls assumption says that each element of W_1 is uncorrelated with W_2 , after partialling out W_0 . Thus if W_2 was included in this table it would have a value of zero. Therefore, if W_2 is a variable similar to the components of W_1 then we would expect exogenous controls to fail. This suggests that, in this application, the value 1 is not the correct benchmark of equal selection for δ_{resid} . Consequently, since the correct benchmark for δ_{resid} depends on the unknown dgp, one should instead use sensitivity analysis methods where the benchmark under equal selection is known even when the controls are endogenous.

Table 5: Correlations Between Observed Covariates.

W_{1k}	$\widehat{R}_{W_{1k} \sim W_{1,-k} \bullet W_0}^2$
Average temperature	0.893
Centroid Latitude	0.876
Elevation	0.681
Average potential agricultural yield	0.648
Average rainfall	0.560
Distance from centroid to the coast	0.487
Centroid Longitude	0.434
Distance from centroid to rivers	0.135
Distance from centroid to lakes	0.100
Land area	0.098

Sensitivity Analysis Based on r_X and r_Y

Next we present the findings from the sensitivity analysis that we developed in section 4. We first discuss our two main robustness summary statistics, and then we give a more detailed analysis.

Robustness Summary Statistics. Our simplest result, Theorem 4, only uses a single sensitivity parameter \bar{r}_X . The first row of Panel C of table 3 reports sample analog estimates of the breakdown point \bar{r}_X^{bp} described in Corollary 1. This is the largest amount of selection on unobservables, as a percentage of selection on observables, allowed for until we can no longer conclude that β_{long} is nonzero. Recall that, since this result allows for arbitrarily endogenous controls, Theorem 4 implies that $\bar{r}_X^{\text{bp}} < 1$. As discussed in section 4.3, however,

this does not imply that these results should always be considered non-robust. Instead, when the calibration covariates W_1 are a set of variables that are important for treatment selection, researchers should consider large values of \bar{r}_X^{bp} to indicate the robustness of their baseline results. For example, in columns (4) and (5) of Panel C we see that the breakdown point estimates for the two behavior based outcomes are 72.6% and 80.4%. For example, for the average Republican vote share outcome, we can conclude $\beta_{\text{long}} > 0$ as long as selection on unobservables is at most 80.4% as large as selection on observables. In contrast, the breakdown point estimates in columns (1)–(3) are substantially smaller: between about 3% and 6%. For these outcomes, we therefore only need selection on unobservables to be at least 3 to 6% as large as selection on observables to overturn our conclusion that $\beta_{\text{long}} > 0$. Thus, without imposing restrictions on the impact of unobservables on outcomes or on the magnitude of control endogeneity, we find that the analysis using questionnaire based outcomes is highly sensitive to selection on unobservables. In contrast, the analysis using behavior based outcomes is quite robust to selection on unobservables.

The breakdown point \bar{r}_X^{bp} is a conservative measure of robustness to omitted variables, because it does not restrict the impact of the omitted variables on outcomes. A less conservative measure of robustness is \bar{r}^{bp} , which restricts the omitted variables' impact on treatment and on outcomes. The second row of Panel C of table 3 reports sample analog estimates of this breakdown point. In columns (4) and (5) we see that the breakdown point increases to above 90%. For example, for the average Republican vote share outcome, we can conclude $\beta_{\text{long}} > 0$ as long as selection on unobservables is at most 96% as large as selection on observables, and as long as the impact of omitted variables on outcomes is at most 96% as large as the impact of the observables on outcomes. The breakdown point estimates in columns (1)–(3) are smaller, between 54% and 84%. Nonetheless, these breakdown points are substantially larger than the corresponding estimates of \bar{r}_X^{bp} . For example, for the cut spending on the poor outcome, the breakdown point increases from about 3% to 54% once we restrict the impact of omitted variables on outcomes. Overall, this less conservative measure of robustness shows that it is possible to conclude that the analysis using questionnaire based outcomes is robust. But since there is more variation in the breakdown points for columns (1)–(3), this robustness conclusion depends more importantly on one's subjective judgment about the cutoff for robustness, unlike the analysis for behavior based outcomes.

Calibrating \bar{r}_X . Table 6 shows estimates of the calibration parameters ρ_k that we discussed in section 4.3. Although the treatment variable is the same across all specifications in Table 3, the estimation datasets vary. Consequently, the estimates of ρ_k vary across specifications as well. Here we only show the estimates corresponding to the specifications in columns (1) and (5) for brevity. First consider column (5), the results for average Republican vote

Table 6: Calibrating \bar{r}_X : The Relative Impact of Each Observed Covariate.

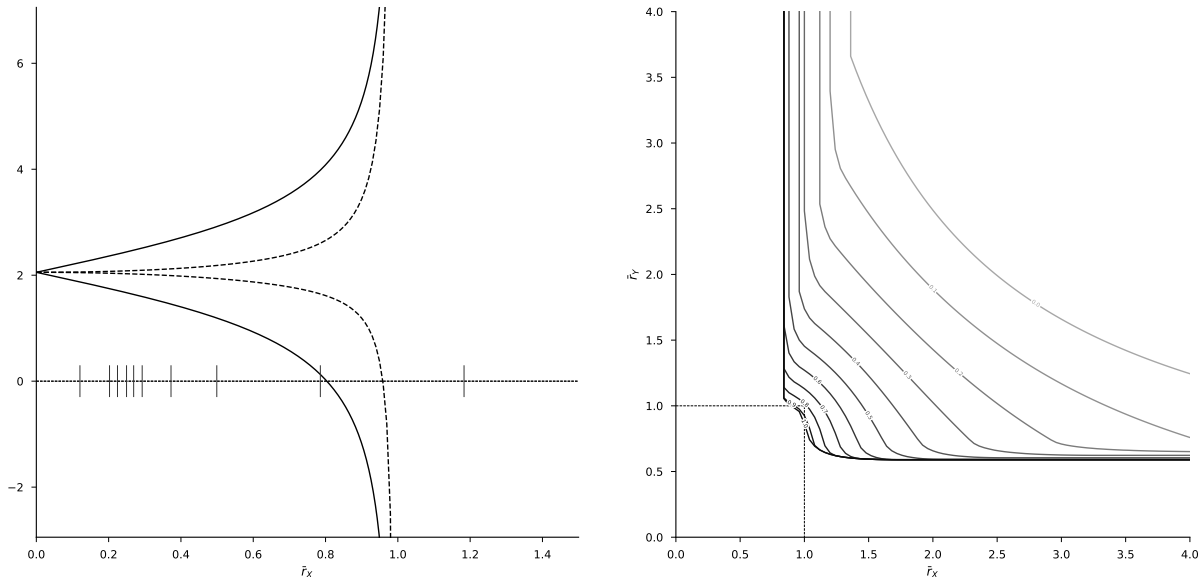
W_{1k}	$\hat{\rho}_k$ (%)	
	Prefers Cut Public Spending on Poor (1)	Republican Presidential Vote Share (5)
Average potential agricultural yield	97.0	118.3
Distance from centroid to the coast	71.1	78.6
Centroid Longitude	38.7	49.9
Average temperature	68.3	37.3
Average rainfall	68.9	29.3
Centroid Latitude	4.8	26.9
Distance from centroid to rivers	9.6	25.0
Land area	8.1	22.5
Elevation	7.8	20.2
Distance from centroid to lakes	67.3	12.1

Note: Columns (1) and (5) refer to the specifications in Table 3.

share. Here we see that $\hat{\rho}_k$ is smaller than the \bar{r}_X^{bp} breakdown point estimate of 80.4% for all but one covariate value, suggesting that the results for average Republican vote share is quite robust to selection on unobservables. In contrast, consider column (1), the results for the cut spending on the poor outcome variable. In this case, the \bar{r}_X^{bp} breakdown point estimate of 2.81% is smaller than *all* the calibration parameters $\hat{\rho}_k$. Even if we use the less conservative breakdown point $\hat{r}^{\text{bp}} = 54.1\%$, this value is still smaller than half of the calibration parameters. This suggests that the results for cut spending on the poor are sensitive to selection on unobservables. Overall, our calibration analysis confirms the findings discussed above: The conclusions using the behavior based outcomes are substantially more robust than the conclusions using questionnaire based outcomes.

Beyond the Summary Statistics. Our results also allow researchers to explore the impact of a wide range of assumptions on the omitted variables. We present this analysis next. For brevity we discuss just one questionnaire based outcome, cut spending on the poor, and one behavior based outcome, average Republican vote share. Figure 2 shows the results for average Republican vote share. The solid lines in the left plot show the estimated identified set for β_{long} as a function of \bar{r}_X , allowing for arbitrarily endogenous controls and no restrictions on the outcome equation. This is the set described by Theorem 4. The horizontal intercept is the estimated breakdown point $\hat{r}_X^{\text{bp}} = 80.4\%$, as reported in Panel C, column (5) of table 3. The dashed lines show the estimated identified set once we impose the common maximal impact assumption $\bar{r}_Y = \bar{r}_X$. The horizontal intercept is the estimated breakdown point $\hat{r}^{\text{bp}} = 96\%$. For all values of \bar{r}_X , we see that imposing the restriction $\bar{r}_Y = \bar{r}_X$ shrinks the size of the identified set substantially. The figure also shows the estimated calibration

Figure 2: Sensitivity Analysis for Average Republican Vote Share. See body text for discussion.

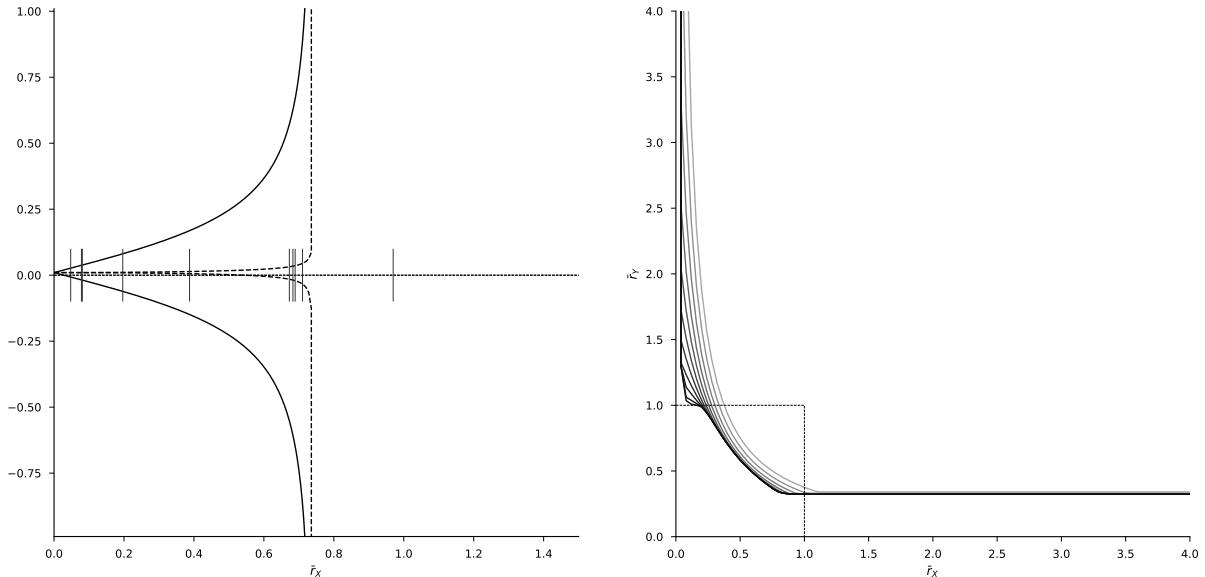


parameters from table 6 as tick marks on the horizontal line at zero.

Next we consider robustness to choices of $\bar{r}_Y \neq \bar{r}_X$. To show this, we plot the breakdown frontier $\bar{r}_Y^{\text{bf}}(\bar{r}_X, 0)$ that we showed how to compute in Theorem 5. This is shown as the solid black line in the right plot of figure 2. For any value of (\bar{r}_X, \bar{r}_Y) below this line we can conclude that $\beta_{\text{long}} > 0$. For example, $(\bar{r}_X, \bar{r}_Y) = (2, 0.5)$ lies below this line. This means that our conclusion that $\beta_{\text{long}} > 0$ is robust to unobservables up to twice as strong as the observables for their impact on treatment, and up to half as strong as the observables for their impact on outcomes.

In appendix D we also extend our results to allow researchers to restrict the magnitude of control endogeneity as well. These restrictions shift the breakdown frontier away from zero, as shown by the gray lines in the right plot of figure 2. These plots correspond to the restriction $R_{W_2 \sim W_1 \bullet W_0} \in [0, \bar{c}]$ for the various displayed values of \bar{c} . For example, if we set $\bar{c} = 0.7$ then the point $\bar{r}_X = \bar{r}_Y = 110\%$ is now below the breakdown frontier. Hence with this restriction on control endogeneity, our conclusion $\beta_{\text{long}} > 0$ is robust to unobservables up to 1.1 times as strong as unobservables in for their impact on treatment and on outcomes. Note that $0.7^2 = 0.49$ is around the middle of the distribution of values in table 5, and hence might be considered a moderate or slightly conservative value of the magnitude of control endogeneity. If we impose exogenous controls ($\bar{c} = 0$) then we can allow the impact of the omitted variable on outcomes to be 200% as large as the observables and the impact of the omitted variable on treatment to be up to about 240% as large as the observables, and yet

Figure 3: Sensitivity Analysis for Cut Spending on Poor. See body text for discussion.



still conclude that $\beta_{\text{long}} > 0$.

These findings suggest that the empirical conclusions for average Republican vote share are quite robust to failures of the selection on observables assumption. In contrast, we next consider the analysis for the cut spending on the poor outcome. Figure 3 shows the results. The solid lines in the left plot show the estimated identified sets for β_{long} as a function of \bar{r}_X on the horizontal axis. The horizontal intercept gives an estimated value for \bar{r}_X^{bp} of 2.81%, as reported in Panel C, column (1) of table 3. The dashed lines show the estimated identified sets once we impose the common maximal impact assumption $\bar{r}_Y = \bar{r}_X$. This assumption substantially shrinks the identified set, and increases the estimated breakdown point up to 54.1%. This point can also be seen as the intersection between a 45 degree line and the solid black line on the right plot of figure 3, which shows the estimated breakdown frontier $\bar{r}_Y^{\text{bf}}(\bar{r}_X, 0)$. Compared to figure 2, these breakdown frontiers are all shifted substantially toward the origin, suggesting that the conclusion $\beta_{\text{long}} > 0$ is relatively less robust for this outcome variable.

Overall, there are some cases where the results for cutting spending on the poor could be considered robust, especially if one is willing to restrict the impact of omitted variables on outcomes. But there are also cases where the results could be considered sensitive. In contrast, the results for average Republican vote share are robust across a wide range of relaxations of the baseline model. Similar findings hold for the other three outcome variables: The three results using the questionnaire based outcomes tend to be more sensitive to assumptions on the unobservables than the two results using behavior based outcomes.

5.4 Empirical Conclusions

Overall, a sensitivity analysis based on our new methods leads to a richer set of empirical conclusions about the robustness of the long run effect of the frontier experience on modern culture than those originally obtained by Bazzi et al. (2020). We found that their analysis using questionnaire based outcomes is generally more sensitive to the presence of omitted variables than their analysis using property tax levels and voting patterns. This has several empirical implications.

First, the questionnaire based outcomes are the most easily interpretable as measures of opposition to redistribution, regulation, and preferences for small government. In contrast, it is less clear that property taxes and Republican presidential vote share alone should be interpreted as direct measures of opposition to redistribution. So the fact that the questionnaire based outcomes are more sensitive to the presence of omitted variables suggests that Bazzi et al.’s overall conclusion in support of the “frontier thesis” might be considered more tentative than previously stated. Second, it suggests that the impact of frontier life may occur primarily through broader behavior based channels like elections, rather than individuals’ more specific policy preferences and behavior in their personal lives. It may be useful to explore this difference in future empirical work.

Finally, note that Bazzi et al. (2020) perform a wide variety of additional supporting analyses that we have not examined here. In particular, their figure 5 considers another set of outcome variables: Republican vote share in each election from 1900 to 2016. In contrast, our analysis above looked only at one election outcome: the average Republican vote share over the five elections from 2000 to 2016. They use these additional baseline estimates along with a qualitative discussion of the evolution of Republican party policies over time to argue that the average Republican vote share outcome between 2000–2016 can be interpreted as a measure of opposition to redistribution. It would be interesting to also apply our methods to these additional analyses.

6 Conclusion

As Angrist and Pischke (2017) emphasize, most researchers do not expect to simultaneously identify causal effects for many variables. Instead, we target a single variable, called the treatment, while the other variables are called controls, and are included solely to aid identification of causal effects for the treatment variable. These control variables are therefore usually thought to be endogenous. Oster (2019), which Finkelstein, Gentzkow, and Williams (2021, *AER*, page 2706) describe as “the now-standard methodology” for assessing

the importance of omitted variables, allows for endogenous controls by using a residualization technique. Using methods analogous to classical frequentist comparisons of estimators, we develop a framework for objectively comparing sensitivity parameters. We use this framework to formally prove that this residualization technique generally leads to the wrong conclusions about robustness, when the controls are endogenous. We therefore develop a new approach to sensitivity analysis that avoids this critique, and yet maintains a key aspect of Altonji et al. (2005) and Oster (2019) by letting researchers calibrate the magnitude of the sensitivity parameter by comparing a measure of selection on observables with a measure of selection on unobservables. Our results are also simple to implement in practice, via the accompanying Stata package `regsensitivity`. Finally, in our empirical application to Bazzi et al.’s (2020) study of the impact of frontier life on modern culture, we showed that allowing for endogenous controls does matter in practice, leading to richer empirical conclusions than those obtained in Bazzi et al. (2020).

References

- ABADIE, A., S. ATHEY, G. W. IMBENS, AND J. M. WOOLDRIDGE (2020): “Sampling-based versus design-based uncertainty in regression analysis,” *Econometrica*, 88, 265–296.
- ALTONJI, J. G., T. CONLEY, T. E. ELDER, AND C. R. TABER (2019): “Methods for using selection on observed variables to address selection on unobserved variables,” *Working paper*.
- ALTONJI, J. G., T. E. ELDER, AND C. R. TABER (2005): “Selection on observed and unobserved variables: Assessing the effectiveness of Catholic schools,” *Journal of Political Economy*, 113, 151–184.
- (2008): “Using selection on observed variables to assess bias from unobservables when evaluating swan-ganz catheterization,” *The American Economic Review P&P*, 98, 345–50.
- ANGRIST, J. D. AND J.-S. PISCHKE (2009): *Mostly Harmless Econometrics*, Princeton University Press.
- (2015): *Mastering ’Metrics: The Path from Cause to Effect*, Princeton University Press.
- (2017): “Undergraduate econometrics instruction: through our classes, darkly,” *Journal of Economic Perspectives*, 31, 125–44.
- BARNOW, B. S., G. G. CAIN, AND A. S. GOLDBERGER (1980): “Issues in the analysis of selectivity bias,” in *Evaluation Studies 5*, Sage Publications, 42–59.
- BAZZI, S., M. FISZBEIN, AND M. GEBRESILASSE (2020): “Frontier culture: The roots and persistence of “rugged individualism” in the United States,” *Econometrica*, 88, 2329–2368.

- CINELLI, C. AND C. HAZLETT (2020): “Making sense of sensitivity: Extending omitted variable bias,” *Journal of the Royal Statistical Society: Series B (Statistical Methodology)*, 82, 39–67.
- FINKELSTEIN, A., M. GENTZKOW, AND H. WILLIAMS (2021): “Place-based drivers of mortality: Evidence from migration,” *American Economic Review*, 111, 2697–2735.
- FRÖLICH, M. (2008): “Parametric and nonparametric regression in the presence of endogenous control variables,” *International Statistical Review*, 76, 214–227.
- HECKMAN, J. J. AND V. J. HOTZ (1989): “Choosing among alternative nonexperimental methods for estimating the impact of social programs: The case of manpower training,” *Journal of the American Statistical Association*, 84, 862–874.
- HECKMAN, J. J. AND R. ROBB (1985): “Alternative methods for evaluating the impact of interventions,” *Longitudinal Analysis of Labor Market Data*, 156–245.
- HECKMAN, J. J. AND E. J. VYTLACIL (2007): “Econometric evaluation of social programs, part II: Using the marginal treatment effect to organize alternative econometric estimators to evaluate social programs, and to forecast their effects in new environments,” *Handbook of Econometrics*, 6, 4875–5143.
- HÜNERMUND, P. AND B. LOUW (2020): “On the nuisance of control variables in regression analysis,” *arXiv preprint arXiv:2005.10314v3*.
- IMBENS, G. W. (2003): “Sensitivity to exogeneity assumptions in program evaluation,” *American Economic Review P&P*, 126–132.
- IMBENS, G. W. AND D. B. RUBIN (2015): *Causal Inference for Statistics, Social, and Biomedical Sciences*, Cambridge University Press.
- KRAUTH, B. (2016): “Bounding a linear causal effect using relative correlation restrictions,” *Journal of Econometric Methods*, 5, 117–141.
- LALONDE, R. J. (1986): “Evaluating the econometric evaluations of training programs with experimental data,” *The American Economic Review*, 604–620.
- LI, X. AND P. DING (2017): “General forms of finite population central limit theorems with applications to causal inference,” *Journal of the American Statistical Association*, 112, 1759–1769.
- MASTEN, M. A. AND A. POIRIER (2018): “Identification of treatment effects under conditional partial independence,” *Econometrica*, 86, 317–351.
- (2020): “Inference on breakdown frontiers,” *Quantitative Economics*, 11, 41–111.
- (2023): “The effect of omitted variables on the sign of regression coefficients,” *Working paper*.

- MASTEN, M. A., A. POIRIER, AND L. ZHANG (2023): “Assessing sensitivity to unconfoundedness: Estimation and inference,” *Journal of Business & Economic Statistics* (forthcoming).
- OSTER, E. (2019): “Unobservable selection and coefficient stability: Theory and evidence,” *Journal of Business & Economic Statistics*, 37, 187–204.
- ROSENBAUM, P. R. (1995): *Observational Studies*, Springer.
- (2002): *Observational Studies*, Springer, second ed.
- STOCK, J. H. AND M. W. WATSON (2011): *Introduction to Econometrics, 3rd Edition*, Pearson.

Appendices for “Assessing Omitted Variable Bias when the Controls are Endogenous”

Paul Diegert* Matthew A. Masten† Alexandre Poirier‡

July 3, 2023

Abstract

This document contains appendices to accompany the main text. These appendices provide supporting theoretical results and discussions, and proofs for all results.

Contents

A	Causal Models	2
B	Low Level Conditions for Assumption B3	5
C	Sketch of Main Identification Proof	7
D	Restricting the Controls’ Endogeneity	8
E	Additional Empirical Analysis	11
F	Additional Literature Discussion	12
G	The Identified Set For β_{long} With Fixed $(\bar{r}_X, \bar{r}_Y, \underline{c}, \bar{c})$	15
H	Proofs for Section 2	15
I	Proofs for Section 3	19
J	Proofs for Section 4	25
K	Proofs for the Appendix Sections	41
L	Additional Details on the Derivation of Equations (S20) and (S22)	52

*Department of Economics, Duke University, paul.diegert@duke.edu

†Department of Economics, Duke University, matt.masten@duke.edu

‡Department of Economics, Georgetown University, alexandre.poirier@georgetown.edu

A Causal Models

In this section we describe four different causal models in which the parameter β_{long} in equation (1) has a causal interpretation. These models are based on three different kinds of identification strategies: Unconfoundedness, difference-in-differences, and instrumental variables. Here we focus on simple models, but our analysis can be used anytime the causal parameter of interest can be written as the coefficient on a treatment variable in a long regression of the form in equation (1).

A.1 Unconfoundedness for Linear Models

Recall that Y denotes the realized outcome, X denotes treatment, W_1 denotes the observed covariates, and W_2 denotes the unobserved variables of concern. Let $Y(x)$ denote potential outcomes, where x is any logically possible value of treatment. Assume this potential outcome has the following form:

$$Y(x) = \beta_c x + \gamma_1' W_1 + \gamma_2' W_2 + U \quad (\text{S1})$$

where $(\beta_c, \gamma_1, \gamma_2)$ are unknown constants. The parameter of interest is β_c , the causal effect of treatment on the outcome. U is an unobserved random variable. Suppose the realized outcome satisfies $Y = Y(X)$. Consider the following assumption.

$$\text{Linear Latent Unconfoundedness: } \text{corr}(X^{\perp W_1, W_2}, U^{\perp W_1, W_2}) = 0.$$

This assumption says that, after partialling out the observed covariates W_1 and the unobserved variables W_2 , treatment is uncorrelated with the unobserved variable U . This model has two unobservables, which are treated differently via this assumption. We call W_2 the *confounders* and U the *non-confounders*. W_2 are the unobserved variables which, when omitted, may cause bias. In contrast, as long as we adjust for (W_1, W_2) , omitting U does not cause bias. Note that, given equation (S1), linear latent unconfoundedness can be equivalently written as $\text{corr}(X^{\perp W_1, W_2}, Y(x)^{\perp W_1, W_2}) = 0$ for all logically possible values of treatment x .

Linear latent unconfoundedness is a linear parametric version of the nonparametric latent unconfoundedness assumption

$$Y(x) \perp\!\!\!\perp X \mid (W_1, W_2) \quad (\text{S2})$$

for all logically possible values of x . In particular, with the linear potential outcomes assumption of equation (S1), nonparametric latent unconfoundedness (equation (S2)) implies linear latent unconfoundedness. We use the linear parametric version to avoid overidentifying restrictions that can arise from the combination of linearity and statistical independence.

The following result shows that, in this model, the causal effect of X on Y can be obtained from β_{long} , the coefficient on X in the long regression described in equation (1).

Proposition S1. Consider the linear potential outcomes model (S1). Suppose linear latent unconfoundedness holds. Suppose A1 holds. Then $\beta_c = \beta_{\text{long}}$.

Since W_2 is unobserved, however, this result cannot be used to identify β_c . Instead, suppose we believe the no selection on unobservables assumption A2. Recall that this assumption says that $\pi_2 = 0$, where π_2 is the coefficient on W_2 in the OLS estimand of X on $(1, W_1, W_2)$. Under this assumption, we obtain the following result. Recall that β_{med} denotes the coefficient on X in the medium regression of Y on $(1, X, W_1)$.

Corollary S1. Suppose the assumptions of Proposition S1 hold. Suppose A2 holds ($\pi_2 = 0$). Then $\beta_c = \beta_{\text{med}}$.

The selection on observables assumption A2 is usually thought to be quite strong, however. Nonetheless, since $\beta_c = \beta_{\text{long}}$, our results in section 4 can be used to assess sensitivity to selection on unobservables.

A.2 Nonparametric Unconfoundedness

In the previous section we considered a linear parametric version of the unconfoundedness identification strategy. Here we consider a nonparametric version, which allows us to extend our analysis to models with heterogeneous treatment effects. Let $Y(x)$ denote potential outcomes, X be a binary treatment, and $W = (W_1, W_2)$ a vector of covariates. Suppose the following two assumptions hold:

- (Latent Unconfoundedness): $Y(x) \perp\!\!\!\perp X \mid (W_1, W_2)$.
- (Latent Overlap) $\mathbb{P}(X = 1 \mid W = w) \in (0, 1)$ for $w \in \text{supp}(W)$.

For any $w \in \text{supp}(W)$, let

$$\text{CATE}(w) = \mathbb{E}[Y(1) - Y(0) \mid W = w]$$

denote the conditional average treatment effect. Let β_{long} be the coefficient in OLS of Y on $(1, X, W_1, W_2)$. Assume $\mathbb{E}(X \mid W = w)$ is linear in w . That is, we can write

$$\mathbb{E}(X \mid W = w) = \pi_1' w_1 + \pi_2' w_2.$$

Define

$$\beta_c = \mathbb{E}[\omega(W)\text{CATE}(W)]$$

where

$$\omega(w) = \frac{\text{var}(X \mid W = w)}{\mathbb{E}[\text{var}(X \mid W)]}.$$

Under the assumptions above, it follows from Angrist (1998) that $\beta_{\text{long}} = \beta_c$. Thus β_{long} has a causal interpretation as a weighted average of CATE's.

Now suppose W_2 is not observed. Recall that β_{med} denotes the coefficient on X in the medium regression of Y on $(1, X, W_1)$. If $\pi_2 = 0$, then $\beta_{\text{med}} = \beta_{\text{long}}$. But if $\pi_2 \neq 0$, generally $\beta_{\text{med}} \neq \beta_{\text{long}}$. We can then use our results in section 4 to do sensitivity analysis for β_c .

A.3 Difference-in-Differences

Let $Y_t(x_t)$ denote potential outcomes at time t , where x_t is a logically possible treatment value. For simplicity we do not consider models with dynamic effects of treatment or of covariates. Also suppose W_{2t} is a scalar for simplicity. Suppose

$$Y_t(x_t) = \beta_c x_t + \gamma_1' W_{1t} + \gamma_2 W_{2t} + V_t \tag{S3}$$

where V_t is an unobserved random variable and $(\beta_c, \gamma_1, \gamma_2)$ are unknown parameters that are constant across units. The classical two way fixed effects model is a special case where

$$V_t = A + \delta_t + U_t. \tag{S4}$$

where A is an unobserved random variable that is constant over time, δ_t is an unobserved constant, and U_t is an unobserved random variable.

Suppose there are two time periods, $t \in \{1, 2\}$. Let $Y_t = Y_t(X_t)$ denote the observed outcome at time t . For any time varying random variable like Y_t , let $\Delta Y = Y_2 - Y_1$. Then taking first differences of the observed outcomes yields

$$\Delta Y = \beta_c \Delta X + \gamma'_1 \Delta W_1 + \gamma_2 \Delta W_2 + \Delta V.$$

Let β_{long} denote the OLS coefficient on ΔX from the long regression of ΔY on $(1, \Delta X, \Delta W_1, \Delta W_2)$.

Proposition S2. Consider the linear potential outcome model (S3). Suppose the following exogeneity assumption holds:

- $\text{cov}(\Delta X, \Delta V) = 0$, $\text{cov}(\Delta W_2, \Delta V) = 0$, and $\text{cov}(\Delta W_1, \Delta V) = 0$.

Then $\beta_c = \beta_{\text{long}}$.

The exogeneity assumption in Proposition S2 says that ΔV is uncorrelated with all components of $(\Delta X, \Delta W_1, \Delta W_2)$. A sufficient condition for this is the two way fixed effects assumption (S4) combined with the assumption that the U_t are uncorrelated with (X_s, W_{1s}, W_{2s}) for all t and s . Given this exogeneity assumption, the only possible identification problem is that ΔW_2 is unobserved. Hence we cannot adjust for this trend variable. If we assume, however, that treatment trends ΔX are not related to the unobserved trend ΔW_2 , then we can point identify β_c . Specifically, consider the linear projection of ΔX onto $(1, \Delta W_1, \Delta W_2)$:

$$\Delta X = \pi'_1(\Delta W_1) + \pi_2(\Delta W_2) + (\Delta X)^{\perp \Delta W_1, \Delta W_2}.$$

Using this equation to define π_2 , we now have the following result. Here we let β_{med} denote the coefficient on ΔX in the medium regression of ΔY on $(1, \Delta X, \Delta W_1)$.

Corollary S2. Suppose the assumptions of Proposition S2 hold. Suppose A2 holds ($\pi_2 = 0$). Then $\beta_c = \beta_{\text{med}}$.

This result implies that β_c is point identified when $\pi_2 = 0$. This assumption is a version of common trends, because it says that the unobserved trend ΔW_2 is not related to the trend in treatments, ΔX . Our results in section 4 allow us to analyze the impacts of failure of this common trends assumption on conclusions about the causal effect of X on Y , β_c . In particular, our results allow researchers to assess the failure of common trends by comparing the impact of observed time varying covariates with the impact of unobserved time varying confounders. In this context, allowing for endogenous controls means allowing for the trend in observed covariates to correlate with the trend in the unobserved covariates. Finally, note that this approach allows researchers to assess sensitivity to common trends even when it is not possible to examine pre-trends; that is, even when there are not multiple time periods where all units are untreated.

A.4 Instrumental Variables

Let Z be an observed variable that we want to use as an instrument. Let $Y(z)$ denote potential outcomes, where z is any logical value of the instrument. Assume

$$Y(z) = \beta_c z + \gamma'_1 W_1 + \gamma'_2 W_2 + U$$

where U is an unobserved scalar random variable and $(\beta_c, \gamma_1, \gamma_2)$ are unknown constants. Thus β_c is the causal effect of Z on Y . In an instrumental variables analysis, this is typically called the reduced form causal effect, and $Y(z)$ are reduced form potential outcomes. Suppose $\text{cov}(Z^{\perp W_1, W_2}, U^{\perp W_1, W_2}) =$

0, a linear parametric version of conditional independence between the instrument Z and the unobserved U given (W_1, W_2) . Then β_c equals the OLS coefficient on Z from the long regression of Y on $(1, Z, W_1, W_2)$. In this model, Theorem 1 implies that β_c is also obtained as the coefficient on Z in the medium regression of Y on $(1, Z, W_1)$, and thus is point identified. In this case, assumption A2 is an instrument exogeneity assumption. Our results in section 4 thus allow us to analyze the impacts of instrument exogeneity failure on conclusions about the reduced form causal effect of Z on Y , β_c .

In a typical instrumental variable analysis, the reduced form causal effect of the instrument on outcomes is not the main effect of interest. Instead, we usually care about the causal effect of a treatment variable on outcomes. The reduced form is often just an intermediate tool for learning about that causal effect. Our analysis in this paper can be used to assess the sensitivity of conclusions about this causal effect to failures of instrument exclusion or exogeneity too. This analysis is somewhat more complicated, however, and so we leave it for a separate paper. Nonetheless, empirical researchers do sometimes examine the reduced form directly to study the impact of instrument exogeneity failure. For example, see section D7 and table D15 of Tabellini (2020).

B Low Level Conditions for Assumption B3

Our asymptotic analysis in section 3 used a set of three high level conditions on the dgp, assumption B3. In this section we give simple low level conditions on the covariance structure of $\text{var}(W^K)$ for this set of assumptions. Specifically, we show that if the components of W^K (a) satisfy a moving average (MA) process, (b) satisfy an autoregressive (AR) process, (c) are exchangeable, or (d) satisfy a factor model, then assumption B3 holds.

B.1 Moving Average Variance Structure

We begin by considering covariates that have moving average type dependence. Consider the following assumption.

Assumption C1 (MA(1) Covariates). The following hold.

1. (MA variance matrix) For $i, j \in \{1, \dots, K\}$,

$$\text{cov}(W_i^K, W_j^K) = \mathbb{1}(i = j) + \rho \mathbb{1}(|i - j| = 1)$$

where $|\rho| < 1/2$.

2. (Bounded coefficients) There exists a $C < \infty$ such that $\sup_{i \in \{1, \dots, K\}} |\pi_i^K| \leq C/\sqrt{K}$.
3. (Stable relative contribution to variance) As $K \rightarrow \infty$, the sequence $\rho \frac{\sum_{i=1}^{K-1} \pi_i^K \pi_{i+1}^K}{\sum_{i=1}^K (\pi_i^K)^2}$ converges to a value in $[-\infty, \infty]$.
4. (Boundedness from below) There exists an $\epsilon > 0$ such that $\text{var}(\sum_{i=1}^K \pi_i^K W_i^K) > \epsilon$ for all K .

C1.1 says that covariates are correlated only if they are at most one index apart. The magnitude restriction on ρ ensures that the covariate's variance matrix is positive semi-definite for all K . C1.2 says that none of the covariates is too important, in the sense that their maximal coefficient value is bounded. This bound also shrinks with K to ensure that $\text{var}(\sum_{i=1}^K \pi_i^K W_i^K)$ does not diverge.

To understand C1.3, note that C1.1 implies

$$\text{var} \left(\sum_{i=1}^K \pi_i^K W_i^K \right) = \sum_{i=1}^K (\pi_i^K)^2 + 2\rho \sum_{i=1}^{K-1} \pi_i^K \pi_{i+1}^K. \quad (\text{S5})$$

So C1.3 says that the ρ parameter and the coefficient sequence are such that the relative contribution of these two terms of the variance is stable. This is a more primitive version of B3.3. Like that high level assumption, C1.3 says that we only consider sequences where this relative contribution is stable. Finally, C1.4 simply says that covariates are not degenerate in the treatment effect equation.

Proposition S3. Suppose assumptions B1, B2, and C1 hold. Then assumption B3 holds.

This result can be extended to the MA(q) case at the expense of a longer proof.

B.2 Autoregressive Variance Structure

Consider the following assumption.

Assumption C2 (AR(1) Covariates). Let

1. (AR variance matrix) $\text{cov}(W_i^K, W_j^K) = \rho^{|i-j|}$ for some $\rho \in (-1, 1)$.
2. (Bounded coefficients) There exists a $C < \infty$ such that $\sup_{i \in \{1, \dots, K\}} |\pi_i^K| \leq C/\sqrt{K}$.
3. (Stable relative contribution to variance) As $K \rightarrow \infty$, the sequence $\frac{\sum_{i,j:i \neq j} \pi_i^K \pi_j^K \rho^{|i-j|}}{\sum_{i=1}^K (\pi_i^K)^2}$ converges to a value in $[-\infty, \infty]$.
4. (Boundedness from below) There exists an $\epsilon > 0$ such that $\text{var}(\sum_{i=1}^K \pi_i^K W_i^K) > \epsilon$ for all K .

When $\rho = 0$ in C2.1, we adopt the convention that $0^0 = 1$. C2.1 says that the magnitude of the covariance between any two covariates decays as their indices become farther apart. The interpretation of the rest of C2 is very similar to C1, which we discussed above. The main difference is C2.3, which arises since C2.1 yields the following structure on the variance of the sum:

$$\text{var} \left(\sum_{i=1}^K \pi_i^K W_i^K \right) = \sum_{i=1}^K (\pi_i^K)^2 + \sum_{i,j:i \neq j} \pi_i^K \pi_j^K \rho^{|i-j|},$$

reflecting the different covariance structure for the AR dgp compared to the MA dgp.

Proposition S4. Suppose assumptions B1, B2, and C2 hold. Then assumption B3 holds.

This result can be extended to the AR(p) case at the expense of a longer proof.

B.3 Exchangeable Variance Structure and Factor Models

Consider the following assumption.

Assumption C3 (Exchangeable Covariates). Let

1. (Exchangeable variance matrix): $\text{cov}(W_i^K, W_j^K) = \mathbb{1}(i = j) + \rho \mathbb{1}(i \neq j)$ for $\rho \in (0, 1)$.
2. (Bounded coefficients) There exists a $C < \infty$ such that $\sup_{i \in \{1, \dots, K\}} |\pi_i^K| \leq C/K$.

3. (Boundedness from below) There exists an $\epsilon > 0$ such that $\text{var}(\sum_{i=1}^K \pi_i^K W_i^K) > \epsilon$ for all K .

C3.1 specifies the exchangeable structure on the covariance matrix. Any pair of distinct covariates has the same covariance. C3.2 is similar to the bounded coefficients assumptions from the MA and AR cases, except that the bound is now of order K^{-1} instead of $K^{-1/2}$. This follows since in the exchangeable case $\text{var}(\sum_{i=1}^K \pi_i^K W_i^K)$ is of order $K^2 \cdot O(\sup_{i \in \{1, \dots, K\}} |\pi_i^K|^2)$. Hence we need the largest π_i^K values to shrink at least at the K^{-1} rate to keep the variance finite.

Proposition S5. Suppose assumptions B1, B2, and C3 hold. Then assumption B3 holds.

The exchangeable variance matrix specified in C3.1 is a special case of the factor model

$$W^K = \Lambda^K F + E^K$$

where $\Lambda^K \equiv [\lambda_1^K \ \dots \ \lambda_R^K]$ is a $K \times R$ matrix of factor loadings, F is a R -vector of factors, $\text{var}(F) = I_R$, $\text{var}(E^K) = \sigma_E^2 \cdot I_K$, and $\text{cov}(E^K, F) = 0_{K \times R}$. Specifically, we obtain assumption C3.1 by letting $R = 1$, $\Lambda^K = \iota_K \sqrt{\rho}$ and $\sigma_E^2 = 1 - \rho^2$.

We next sketch a generalization of Proposition S5 to this factor model. First,

$$\text{var} \left(\sum_{i=1}^K \pi_i^K W_i^K \right) = \pi^{K'} \Lambda^K (\Lambda^K)' \pi^K + \sigma_E^2 \|\pi^K\|^2 = \sum_{r=1}^R (\pi^{K'} \lambda_r^K)^2 + \sigma_E^2 \|\pi^K\|^2.$$

Hence $\text{var}(\sum_{i=1}^K \pi_i^K W_i^K) < \infty$ if the components of π^K are $O(K^{-1})$ and the loadings λ_r^K are $O(1)$. We also have

$$\text{var}_S \left(\sum_{i=1}^K \sum_{j=1}^K S_i S_j \text{cov}(\pi_i^K W_i^K, \pi_j^K W_j^K) \right) = \text{var}_S \left(\sum_{i=1}^K \sum_{j=1}^K S_i S_j \pi_i^K \pi_j^K \Lambda_i \Lambda_j' + \sigma_E^2 \sum_{i=1}^K \Lambda_i \Lambda_i' S_i (\pi_i^K)^2 \right)$$

where $\Lambda_i \in \mathbb{R}^{1 \times R}$ is the i th row of Λ^K . Both of these terms can be shown to be $o_p(1)$ analogously to the proof of Proposition S5. This follows since $\pi_i^K \pi_j^K \Lambda_i \Lambda_j' = O(K^{-2})$ and $\Lambda_i \Lambda_i' (\pi_i^K)^2 = O(K^{-2})$ as in the exchangeable case.

Gathering these sufficient conditions gives the following generalization of assumption C3:

1. (Finite factor structure): $\text{var}(W^K) = \Lambda^K (\Lambda^K)' + \sigma_E^2 I$ where $\sigma_E^2 > 0$, the elements of $\Lambda^K \in \mathbb{R}^{K \times R}$ are uniformly $O(1)$, and $R < \infty$ is the number of factors.
2. (Bounded coefficients) There exists a $C < \infty$ such that $\sup_{i \in \{1, \dots, K\}} |\pi_i^K| \leq C/K$.
3. (Boundedness from below) There exists an $\epsilon > 0$ such that $\text{var}(\sum_{i=1}^K \pi_i^K W_i^K) > \epsilon$ for all K .

as well as a modified stable relative contribution to the variance condition. Overall, this discussion shows that assumption B3 holds under mild restrictions on the dgp when the covariates' variance matrix satisfies a factor structure.

C Sketch of Main Identification Proof

Important Notation Remark: In this section we use r_X to denote related but different objects than the selection ratios defined in the main paper.

In this section we give a sketch derivation of our first main identification result, Theorem 4. For this sketch, let W_2 be scalar with $\text{var}(W_2) = 1$. We start by observing that having a known bound \bar{r}_X on selection on unobservables relative to observables in A3 is equivalent to the existence of an $r_X \in \mathbb{R}^{d_1}$ such that $\pi_2 = \pi_1' r_X$ with $\|r_X\| \leq \bar{r}_X$ (Lemma S10 in appendix G), where $\|\cdot\|$ is the Euclidean norm. If we knew this r_X along with $c = \text{cov}(W_1, W_2)$, this would be enough to point identify π_2 from the distribution of the observables:

$$\pi_2 = \pi_2(r_X, c) \equiv \frac{r_X' \text{cov}(W_1, X)}{1 + r_X' c}.$$

Next, by the properties of linear projections, γ_2 can be isolated from the outcome equation by partialling out (X, W_1) as follows

$$\gamma_2^2 = \frac{\text{var}(\mathbb{L}(Y^{\perp X, W_1} \mid 1, W_2^{\perp X, W_1}))}{\text{var}(W_2^{\perp X, W_1})} = \frac{\text{var}(\mathbb{L}(Y^{\perp X, W_1} \mid 1, W_2^{\perp X, W_1}))}{(1 - \|c\|^2) \left(1 - \pi_2(r_X, c)^2 \frac{1 - \|c\|^2}{\text{var}(X^{\perp W_1})}\right)},$$

where $\mathbb{L}(Y^{\perp X, W_1} \mid 1, W_2^{\perp X, W_1})$ denotes the linear projection of $Y^{\perp X, W_1}$ on $W_2^{\perp X, W_1}$ and a constant. The numerator in this last fraction cannot be derived from the distribution of the observables, but is bounded above by the variance of $Y^{\perp X, W_1}$, which is identified from the distribution of the observables. Therefore,

$$|\beta_{\text{med}} - \beta_{\text{long}}| = \frac{|\pi_2 \gamma_2| (1 - \|c\|^2)}{\text{var}(X^{\perp W_1})} \leq \sqrt{\frac{\text{var}(Y^{\perp X, W_1})}{\text{var}(X^{\perp W_1})}} \cdot \sqrt{\frac{\pi_2(r_X, c)^2 (1 - \|c\|^2)}{\text{var}(X^{\perp W_1}) - \pi_2(r_X, c)^2 (1 - \|c\|^2)}}.$$

The right hand side depends on the variance of the observables $\text{var}(Y, X, W_1)$, and on the unknown values of (r_X, c) through the function $z_X(r_X, c)^2 \equiv \pi_2(r_X, c)^2 (1 - \|c\|^2)$. This bound is monotonically increasing in $z_X(r_X, c)^2$, so we can maximize it by maximizing $z_X(r_X, c)^2$ over all (r_X, c) with $\|r_X\| \leq \bar{r}_X$ and $\|c\| = R_{W_2 \sim W_1} \in [\underline{c}, \bar{c}] \subseteq [0, 1]$. We show that this maximum value is

$$\bar{z}_X(\bar{r}_X, \underline{c}, \bar{c})^2 \equiv \begin{cases} \frac{\bar{r}_X^2 (1 - \max\{\min\{\bar{c}, \bar{r}_X\}, \underline{c}\}^2)}{(1 - \bar{r}_X \max\{\min\{\bar{c}, \bar{r}_X\}, \underline{c}\})^2} R_{X \sim W_1}^2 & \text{if } \bar{r}_X \bar{c} < 1 \\ +\infty & \text{if } \bar{r}_X \bar{c} \geq 1. \end{cases} \quad (\text{S6})$$

Letting $[\underline{c}, \bar{c}] = [0, 1]$ and $\bar{r}_X^2 < 1 - R_{X \sim W_1}^2$ to avoid division by zero, we obtain

$$|\beta_{\text{long}} - \beta_{\text{med}}| \in \left[0, \sqrt{\frac{\text{var}(Y^{\perp X, W_1})}{\text{var}(X^{\perp W_1})}} \cdot \sqrt{\frac{\bar{r}_X^2 R_{X \sim W_1}^2}{1 - R_{X \sim W_1}^2 - \bar{r}_X^2}} \right].$$

The proof of Theorem 4 formalizes these derivations.

D Restricting the Controls' Endogeneity

In some applications, the bounds obtained using restrictions only on \bar{r}_X and \bar{r}_Y only may be quite large, even for small values of these sensitivity parameters. In this case, researchers may be willing to restrict the relationship between the observed covariates and the omitted variable. So next we present identification results that allow researchers to impose these restrictions. To motivate these results, note that for scalar W_2 with $\text{var}(W_2) = 1$ we can write the omitted variable bias as a

function of the coefficient γ_2 on W_2 in the long regression outcome equation (1) and the coefficient π_2 on W_2 in the selection equation (2) as follows:

$$\beta_{\text{med}} - \beta_{\text{long}} = \frac{\gamma_2 \pi_2 (1 - R_{W_2 \sim W_1}^2)}{\text{var}(X^\perp W_1)} \quad (\text{S7})$$

where $R_{W_2 \sim W_1}^2$ denotes the population R^2 in a linear regression of the unobserved W_2 on the observed covariates $(1, W_1)$. Our restrictions using \bar{r}_X and \bar{r}_Y imply bounds on π_2 and γ_2 . The remaining parameter in equation (S7) is $R_{W_2 \sim W_1}^2$. We consider the following restrictions directly on this R-squared.

Assumption A6. $R_{W_2 \sim W_1} \in [\underline{c}, \bar{c}]$ for known values of $[\underline{c}, \bar{c}] \subseteq [0, 1]$.

Our results in section 4 can be thought of as the no restrictions case $[\underline{c}, \bar{c}] = [0, 1]$. We first consider restrictions under assumption A6 and a bound on r_X . We then consider restrictions on r_Y as well. We conclude this section by discussing an approach to assessing control endogeneity and to calibrating the values \underline{c} and \bar{c} .

Remark on extension to non-calibration covariates. In section 4.3 we discussed how to include covariates W_0 that are not used for calibration. When including these variables, the \underline{c} and \bar{c} variables should be interpreted as bounds on $R_{W_2 \sim W_1 \bullet W_0}$, the square root of the R-squared from the regression of W_2 on W_1 after partialling out W_0 .

Identification Using the \bar{r}_X and (\underline{c}, \bar{c}) Restrictions

Let $\mathcal{B}_I(\bar{r}_X, \underline{c}, \bar{c})$ denote the identified set for β_{long} under the positive definite variance assumption A1, the restriction A3 on r_X , assumption A6 on $R_{W_2 \sim W_1}^2$, and when W_2 is a scalar with $\text{var}(W_2)$ normalized to 1. Let

$$\underline{B}(\bar{r}_X, \underline{c}, \bar{c}) = \inf \mathcal{B}_I(\bar{r}_X, \underline{c}, \bar{c}) \quad \text{and} \quad \bar{B}(\bar{r}_X, \underline{c}, \bar{c}) = \sup \mathcal{B}_I(\bar{r}_X, \underline{c}, \bar{c})$$

denote its greatest lower bound and least upper bound. Like Theorem 4, Theorem S1 below provides simple, closed form expressions for these sharp bounds.

Recall the definition of $\bar{z}_X(\bar{r}_X, \underline{c}, \bar{c})$ from equation (S6). Note that $\bar{z}_X(\bar{r}_X, \underline{c}, \bar{c}) = \bar{z}_X(\bar{r}_X, 0, 1)$ when $\bar{r}_X \in [\underline{c}, \bar{c}]$. As before, the sensitivity parameters will only affect the bounds via this function.

Theorem S1. Suppose the joint distribution of (Y, X, W_1) is known. Suppose A1, A3, A4, and A6 hold. Suppose W_2 is a scalar and normalize $\text{var}(W_2) = 1$. Normalize $\text{var}(X) = 1$ and $\text{var}(W_1) = I$. If $\bar{z}_X(\bar{r}_X, \underline{c}, \bar{c})^2 < \text{var}(X^\perp W_1)$, then

$$\underline{B}(\bar{r}_X, \underline{c}, \bar{c}) = \beta_{\text{med}} - \text{dev}(\bar{r}_X, \underline{c}, \bar{c}) \quad \text{and} \quad \bar{B}(\bar{r}_X, \underline{c}, \bar{c}) = \beta_{\text{med}} + \text{dev}(\bar{r}_X, \underline{c}, \bar{c})$$

where

$$\text{dev}(\bar{r}_X, \underline{c}, \bar{c}) = \sqrt{\frac{\text{var}(Y^\perp X, W_1)}{\text{var}(X^\perp W_1)}} \cdot \sqrt{\frac{\bar{z}_X(\bar{r}_X, \underline{c}, \bar{c})^2}{\text{var}(X^\perp W_1) - \bar{z}_X(\bar{r}_X, \underline{c}, \bar{c})^2}}.$$

Otherwise, $\underline{B}(\bar{r}_X, \underline{c}, \bar{c}) = -\infty$ and $\bar{B}(\bar{r}_X, \underline{c}, \bar{c}) = +\infty$.

The interpretation of Theorem S1 is similar to our earlier result Theorem 4. It characterizes the largest and smallest possible values of β_{long} when some selection on unobservables is allowed and the controls are allowed to be partially but not arbitrarily endogenous. We also make no restrictions on

the coefficients in the outcome equation. As before, with the exception of at most three singletons, the interval $[\underline{B}(\bar{r}_X, \underline{c}, \bar{c}), \bar{B}(\bar{r}_X, \underline{c}, \bar{c})]$ is the identified set for β_{long} under these assumptions.

Earlier we saw that $\bar{r}_X < 1$ is necessary for the bounds of Theorem 4 to be finite. Theorem S1 shows that, if we are willing to make assumptions on $R_{W_2 \sim W_1}^2$ through $[\underline{c}, \bar{c}]$, then we can allow for $\bar{r}_X > 1$ while still obtaining finite bounds since $\bar{z}_X(\bar{r}_X, \underline{c}, \bar{c})$ is finite whenever $\bar{r}_X < \bar{c}^{-1}$. Thus there is a trade-off between (i) the magnitude of selection on unobservables we can allow for and (ii) the magnitude of control endogeneity. We can use breakdown frontiers to summarize these trade-offs. Specifically, when $\beta_{\text{med}} \geq 0$, define

$$\bar{r}_X^{\text{bf}}(\underline{c}, \bar{c}) = \sup\{\bar{r}_X \geq 0 : b \geq 0 \text{ for all } b \in \mathcal{B}_I(\bar{r}_X, \underline{c}, \bar{c})\}.$$

Then the conclusion that $\beta_{\text{long}} \geq 0$ is robust to any combination $(\bar{r}_X, \underline{c}, \bar{c})$ such that $\bar{r}_X \leq \bar{r}_X^{\text{bf}}(\underline{c}, \bar{c})$. Put differently, for any fixed \underline{c} and \bar{c} , $\bar{r}_X^{\text{bf}}(\underline{c}, \bar{c})$ is a breakdown point: It is the largest magnitude of selection on unobservables relative to selection on observables that we can allow for while still concluding that our parameter of interest is nonnegative.

Identification Using Restrictions on $(\bar{r}_X, \bar{r}_Y, \underline{c}, \bar{c})$

Next we generalize Theorem 5. Let

$$\bar{r}_Y^{\text{bf}}(\bar{r}_X, \underline{c}, \bar{c}, \underline{b}) = \sup\{\bar{r}_Y \geq 0 : b \geq \underline{b} \text{ for all } b \in \mathcal{B}_I(\bar{r}_X, \bar{r}_Y, \underline{c}, \bar{c})\}.$$

Theorem S2. Suppose the joint distribution of (Y, X, W_1) is known. Suppose A1 and A4 hold. Suppose W_2 is a scalar and normalize $\text{var}(W_2) = 1$. Normalize $\text{var}(X) = 1$ and $\text{var}(W_1) = 1$. Suppose $\text{cov}(W_1, Y)$ and $\text{cov}(W_1, X)$ are linearly independent. Suppose $d_1 \geq 2$. Let $\underline{b} \in \mathbb{R}$ and $\bar{r}_X, \bar{r}_Y \geq 0$.

1. If $\underline{b} \geq \beta_{\text{med}}$ then $\bar{r}_Y^{\text{bf}}(\bar{r}_X, \underline{c}, \bar{c}, \underline{b}) = 0$.
2. If $\underline{B}(\bar{r}_X, \underline{c}, \bar{c}) > \underline{b}$, then $\bar{r}_Y^{\text{bf}}(\bar{r}_X, \underline{c}, \bar{c}, \underline{b}) = +\infty$.
3. If $\underline{B}(\bar{r}_X, \underline{c}, \bar{c}) \leq \underline{b} < \beta_{\text{med}}$, then $\bar{r}_Y^{\text{bf}}(\bar{r}_X, \underline{c}, \bar{c}, \underline{b})$ equals

$$\begin{aligned} & \min_{(z, c_1, c_2, b) \in (-\sqrt{\text{var}(X^\perp W_1)}, \sqrt{\text{var}(X^\perp W_1)}) \times \mathbb{R} \times \mathbb{R} \times (-\infty, \underline{b}]} r_Y(z, c_1 \text{cov}(W_1, Y) + c_2 \text{cov}(W_1, X), b) \\ & \text{subject to } p(z, c_1 \text{cov}(W_1, Y) + c_2 \text{cov}(W_1, X); \bar{r}_X) \geq 0 \\ & (b - \beta_{\text{med}})^2 < \frac{\text{var}(Y^\perp X, W_1)}{\text{var}(X^\perp W_1)} \frac{z^2}{\text{var}(X^\perp W_1) - z^2} \\ & \|c_1 \text{cov}(W_1, Y) + c_2 \text{cov}(W_1, X)\| \in [\underline{c}, \bar{c}] \cap [0, 1]. \end{aligned}$$

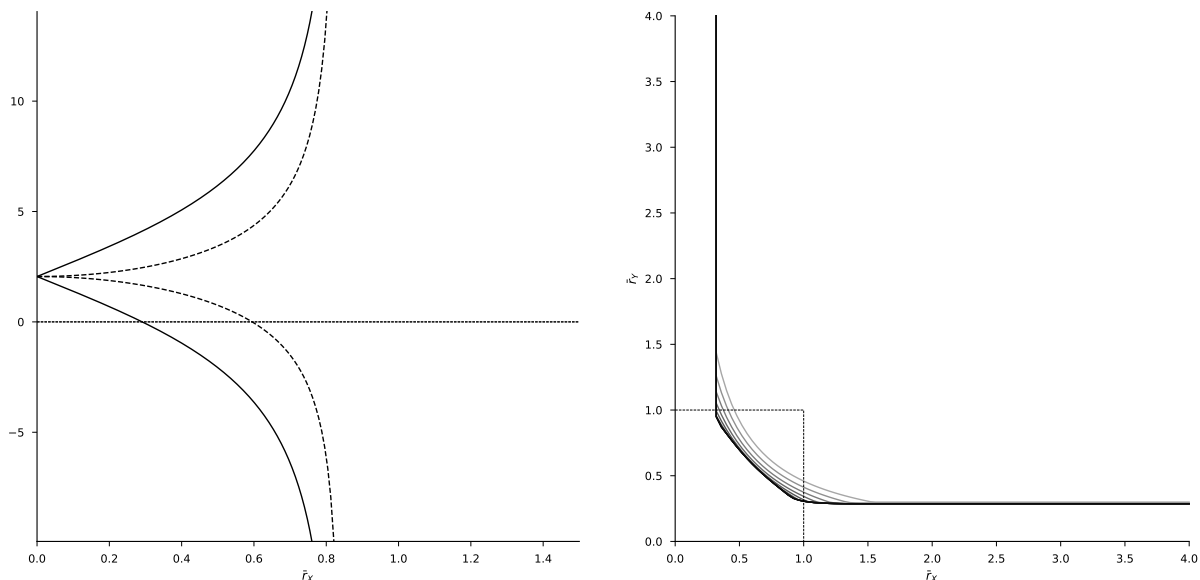
Theorem 5 is the special case obtained by setting $[\underline{c}, \bar{c}] = [0, 1]$.

Assessing Exogenous Controls and Calibrating \underline{c} and \bar{c}

Assumption A6 is a constraint on the covariance between the observed calibration covariates and the unobserved covariate. Specifically, when including non-calibration variables, it is a bound on $R_{W_2 \sim W_1 \bullet W_0}$. So what values of this parameter should be considered large, and what values should be considered small? One way to calibrate this parameter is to compute

$$c_k = R_{W_{1k} \sim W_{1, -k} \bullet W_0}$$

Figure S1: Effect of Calibration Covariates on Analysis For Republican Vote Share. See body text for discussion.



for each covariate k in W_1 . That is, compute the square root of the population R-squared from the regression of W_{1k} on the rest of the calibration covariates $W_{1,-k}$, after partialling out the control covariates W_0 . These numbers tell us two things. First, if many of these values are nonzero and large, we may worry that the exogenous controls assumption fails. That is, if W_2 is in some way similar to the observed covariates W_1 , then we might expect that $R_{W_2 \sim W_1 \bullet W_0}$ is similar to some of the c_k 's. So this gives us one method for assessing the plausibility of exogenous controls. Second, we can use the magnitudes of these values to calibrate our choice of \bar{c} , in analysis based on Theorem 5 or Theorem S1. For example, you could choose $\underline{c} = \min_k c_k$ and $\bar{c} = \max_k c_k$. Table 5 in our empirical analysis shows sample analog estimates of c_k^2 .

E Additional Empirical Analysis

The Effect of the Choice of Calibration Covariates

In section 4.3 we discussed the importance of choosing which variables to calibrate against (the variables in W_1) versus which variables to use as controls only (the variables in W_0). Here we briefly illustrate this in our empirical application. The results in table 3 and figures 2 and 3 all include state fixed effects as controls, but do not use them for calibration; that is, these variables are in W_0 . Next we consider the impact of instead putting them into W_1 and calibrating the magnitude of selection on unobservables against them, in addition to the geographic and climate controls already in W_1 .

Figure S1 shows plots corresponding to figure 2, but now also using state fixed effects for calibration. We first see that the identified sets for β_{long} (left plot) are larger, for any fixed \bar{r}_X . This makes sense because the *meaning* of \bar{r}_X has changed with the change in calibration controls. In particular, the breakdown point \bar{r}_X^{bp} is now about 30%, whereas previously it was about 80%. This change can be understood as a consequence of equation (7). By including state fixed effects—which have a large amount of explanatory power—in our calibration controls, we have increased

the magnitude of selection on observables. Holding selection on unobservables fixed, this implies that r must decrease. This discussion reiterates the point that the magnitude of \bar{r}_X must always be interpreted as dependent on the set of calibration controls. For example, our finding in figure S1 that the estimated \bar{r}_X^{bp} is about 30% should not be interpreted as saying that the results are sensitive; in fact, an effect about 30% as large as these calibration covariates is substantially large, and so it may be that we do not expect the omitted variable to have such a large additional impact.

The right plot in figure S1 shows the estimated breakdown frontiers. The frontiers have all shifted inward, compared to the right plot of figure 2 which did not use state fixed effects for calibration. Consequently, a superficial reading of this plot may suggest that the results for average Republican vote share are no longer robust. However, as we just emphasized in our discussion of the left plot, by including state fixed effects in the calibration covariates W_1 , we are changing the meaning of all sensitivity parameters. Since the expanded set of calibration covariates has substantial explanatory power, even a relaxation like $(\bar{r}_Y, \bar{r}_X) = (50\%, 50\%)$ —which is below the breakdown frontier and hence allows us to conclude that β_{long} is positive—could be considered to be a large impact of omitted variables. So these figures do not change our overall conclusions about the robustness of the analysis for average Republican vote share.

Finally, as we emphasized in section 4.3, our discussion about the choice of calibration covariates are not unique to our analysis; they apply equally to all other methods that use covariates to calibrate the magnitudes of sensitivity parameters in some way.

F Additional Literature Discussion

F.1 Details on Residualization in Oster (2019)

Oster derives all of her results using the sensitivity parameter δ_{orig} combined with the exogenous controls assumption $\text{cov}(W_1, \gamma_2'W_2) = 0$. To remove this assumption, she suggests replacing δ_{orig} with a different sensitivity parameter. We explain how to do this next.

For simplicity, suppose W_1 is scalar. W_2 in Oster’s notation is equivalent to $\gamma_2'W_2$ in our notation. For the discussion below we will also assume W_2 is a scalar and $\gamma_2 = 1$ for simplicity. This is not required, but it implies that Oster’s W_2 and ours are the same, which makes the derivations and comparisons clearer. With these simplifying assumptions, equation (3) becomes

$$\delta_{\text{orig}} = \frac{\text{cov}(X, W_2)}{\text{var}(W_2)} \bigg/ \frac{\text{cov}(X, \gamma_1 W_1)}{\text{var}(\gamma_1 W_1)}.$$

In her Appendix A.1, Oster notes that if W_1 and W_2 are correlated, we can consider the linear projection of W_2 onto $(1, W_1)$:

$$W_2 = \rho W_1 + W_2^{\perp W_1}.$$

Here $\text{cov}(W_1, W_2^{\perp W_1}) = 0$ by construction, and $\rho = \text{cov}(W_2, W_1) / \text{var}(W_1)$. Hence we could instead define δ based on the residuals $W_2^{\perp W_1}$ rather than the original covariate W_2 :

$$\tilde{\delta} = \frac{\text{cov}(X, W_2^{\perp W_1})}{\text{var}(W_2^{\perp W_1})} \bigg/ \frac{\text{cov}(X, \gamma_1 W_1)}{\text{var}(\gamma_1 W_1)}.$$

Oster defines this $\tilde{\delta}$ in her Appendix A.1 and then suggests that all of the previous analysis can proceed as before, using $\tilde{\delta}$ instead of δ_{orig} . This is slightly incorrect, however, because the coefficient on W_1 needs to be adjusted. For example, without this adjustment, which we describe below, Oster’s

Proposition 1 does not hold if we replace W_2 with $W_2^\perp W_1$ and δ_{orig} with $\tilde{\delta}$.

To see the issue, we can write the outcome equation as

$$\begin{aligned} Y &= \beta_{\text{long}}X + \gamma_1 W_1 + W_2 + Y^{\perp X, W_1, W_2} \\ &= \beta_{\text{long}}X + \gamma_1 W_1 + (\rho W_1 + W_2^\perp W_1) + Y^{\perp X, W_1, W_2} \\ &= \beta_{\text{long}}X + (\gamma_1 + \rho)W_1 + W_2^\perp W_1 + Y^{\perp X, W_1, W_2}. \end{aligned}$$

This is the correct version of the outcome equation after residualizing the unobserved covariates. In particular, the ρW_1 term cannot be absorbed into the residual because then the residual would no longer be uncorrelated with W_1 . Applying equation (3) to this equation yields

$$\delta_{\text{resid}} = \frac{\text{cov}(X, W_2^\perp W_1)}{\text{var}(W_2^\perp W_1)} \bigg/ \frac{\text{cov}(X, (\gamma_1 + \rho)W_1)}{\text{var}((\gamma_1 + \rho)W_1)}.$$

This is a special case of δ_{resid} from equation (4). This version of the sensitivity parameters matches the outcome equation, and thus all of Oster’s identification results go through if we replace W_2 with $W_2^\perp W_1$ and δ_{orig} with δ_{resid} .

Based on this analysis, and shortly after stating the exogenous controls assumption, Oster (2019) says

“As in AET [Altonji, Elder, and Taber (2005)], the orthogonality of W_1 and W_2 is central to deriving the results and may be somewhat at odds with the intuition that the observables and the unobservables are “related.” In practice, the weight of this assumption is in *how we think about the proportionality condition*. In Appendix A.1, I show formally that if we begin with a case in which the elements of W_1 are correlated with W_2 we can always redefine W_2 such that the results hold under some value of δ .” (page 192, emphasis added)

Here Oster argues that the main implication of her approach to removing the exogenous controls assumption is that it changes the interpretation of δ . However, in section 3 we showed that this change in interpretation *also* changes the benchmark of equal selection, which can lead researchers to draw the wrong conclusions about robustness.

F.2 Krauth (2016)

In this section we briefly show that Krauth’s (2016) analysis has a similar drawback as Oster’s (2019). To ease comparisons, here we translate his definitions into our notation. Suppose for simplicity that W_1 and W_2 are scalars and that there are no control covariates W_0 . As in section F.1, consider the linear projection of W_2 onto $(1, W_1)$:

$$W_2 = \rho W_1 + W_2^\perp W_1.$$

Also as in section F.1, the outcome equation can be written as

$$Y = \beta_{\text{long}}X + (\gamma_1 + \gamma_2 \rho)W_1 + \gamma_2 W_2^\perp W_1 + Y^{\perp X, W_1, W_2}.$$

Krauth defines the sensitivity parameter

$$\lambda = \frac{\text{corr}(X, \gamma_2 W_2^\perp W_1)}{\text{corr}(X, (\gamma_1 + \gamma_2 \rho)W_1)}. \tag{S8}$$

Here we explicitly include the projection of W_2 onto W_1 in the definition of this sensitivity parameter. Krauth does this implicitly in his notation; see his footnote 1 on page 119. Thus, like Oster (2019), Krauth relies on residualization. The asymmetry between the numerator and denominator of equation (S8) is analogous to the asymmetry in the definition of δ_{resid} , and has similar implications.

F.3 Cinelli and Hazlett (2020)

Next consider Cinelli and Hazlett (2020). In this section we briefly explain that their analysis does not follow in the same tradition as Altonji, Elder, and Taber (2005) and Oster (2019) since their analysis is not based on relative sensitivity parameters that compare a measure of selection on observables with a measure of selection on unobservables. Consequently, their work does not allow empirical researchers to make the same kind of statements about the impact of omitted variables as in the methods of Altonji et al. (2005) and Oster (2019) and thus is not a generalization of those methods to allow for endogenous controls.

For simplicity, consider the scalar W_1 and W_2 case. When considering the relationship between treatment and covariates, Cinelli and Hazlett’s (2020) main sensitivity parameter is

$$k_D \equiv \frac{R^2_{X \sim W_2 \perp W_1}}{R^2_{X \sim W_1}} = \frac{R^2_{X \sim W_1, W_2} - R^2_{X \sim W_1}}{R^2_{X \sim W_1} - 0}. \quad (\text{S9})$$

This is the first line of their equation (21), after translating to our notation and noting that their ‘Z’ is a residual as they explain at the bottom of page 53. Their identification analysis is then based on assumptions like $k_D \leq \bar{k}$ for a known \bar{k} . In contrast, recall from section 3.1 that we can write

$$r_X^2 = \frac{R^2_{X \sim W_1, W_2} - R^2_{X \sim W_1}}{R^2_{X \sim W_1, W_2} - R^2_{X \sim W_2}} \quad (\text{S10})$$

and that our identification analysis is based on assumptions like $r_X^2 \leq \bar{r}_X^2$. By comparing equations (S9) and (S10), we can see the main differences between the two approaches. First, assumptions on k_D are equivalent to assumptions on the absolute magnitude of the long R-squared $R^2_{X \sim W_1, W_2}$, since that is the only unknown quantity in equation (S9). In contrast, our approach involves assumptions on both $R^2_{X \sim W_1, W_2}$ and $R^2_{X \sim W_2}$, and so does not reduce down to an assumption on $R^2_{X \sim W_1, W_2}$ alone. Second, assumptions on k_D compare the increase in the R-squared when W_2 is added to W_1 relative to the increase when W_1 is added in the first place. In contrast, our approach compares the increase when W_2 is added to W_1 relative to the increase when W_1 is added to W_2 . Thus, unlike our approach, the sensitivity parameter k_D does not treat the observed covariates W_1 and the unobserved covariates W_2 symmetrically.

This asymmetry in k_D is similar to the asymmetry in δ_{resid} that we discussed in section 3. It implies that, unless the controls are exogenous, $\bar{k} = 1$ cannot be interpreted as the benchmark of equal selection. Formally, a version of Theorem 3 for k_D holds—even under equal selection k_D can converge to any positive number. We omit the formal result for brevity.

Finally, keep in mind that assumptions on k_D or on r_X^2 are not nested, and represent different restrictions on how the unobserved covariates affect variation in treatment. The Altonji et al. (2005) and Oster (2019) approach to sensitivity analysis involves constructing ‘measures of selection’ for the observables and unobservables, comparing them via ratios, and then using ‘equal selection’ to benchmark the magnitudes of these selection ratios. Our discussion of the asymmetry in the k_D parameter above shows that researchers who want to follow this Altonji et al. (2005) and

Oster (2019) tradition should focus instead on assumptions that treat the observed and unobserved variables symmetrically, like the assumptions on r_X^2 that we study in this paper.

G The Identified Set For β_{long} With Fixed $(\bar{r}_X, \bar{r}_Y, \underline{c}, \bar{c})$

Important Notation Remark: In this section we use r_X and r_Y to denote related but different objects than the selection ratios defined in the main paper.

In this appendix we characterize the identified set for β_{long} , the coefficient on X in the long regression of Y on $(1, X, W_1, W_2)$, under assumptions A3–A6 hold and when W_2 is a scalar. That is, we use information from all three sensitivity parameters to learn about β_{long} (Theorem S3 below). This result is a preliminary step in deriving our main results in sections 4.1 and 4.2.

Here and throughout the appendix we let $\|a\|_V = \sqrt{a'Va}$ denote the weighted Euclidean norm, for a positive definite matrix V . Let $\|\cdot\|$ denote the unweighted Euclidean norm. Let $\Sigma_{\text{obs}} = \text{var}(W_1)$. Define

$$\mathcal{B}(r_X, r_Y, c) = \{b \in \mathbb{R} : \text{Equations (S12)–(S17) hold for some } (p_1, g_1) \in \mathbb{R}^{d_1} \times \mathbb{R}^{d_1}\} \quad (\text{S11})$$

where these equations are

$$\text{cov}(Y, X) = b \text{var}(X) + g_1'(\text{var}(W_1) + cr_X' + r_Y c' + r_Y r_X') p_1 \quad (\text{S12})$$

$$\text{cov}(Y, W_1) = b \text{cov}(X, W_1) + g_1'(\text{var}(W_1) + r_Y c') \quad (\text{S13})$$

$$\text{cov}(X, W_1) = p_1'(\text{var}(W_1) + r_X c') \quad (\text{S14})$$

$$\begin{aligned} \text{var}(Y) &> b^2 \text{var}(X) + g_1'(\text{var}(W_1) + r_Y r_Y' + 2r_Y c') g_1 \\ &\quad + 2bg_1'(\text{var}(W_1) + cr_X' + r_Y c' + r_Y r_X') p_1 \end{aligned} \quad (\text{S15})$$

$$\text{var}(X) > p_1'(\text{var}(W_1) + 2r_X c' + r_X r_X') p_1 \quad (\text{S16})$$

$$1 > c' \text{var}(W_1)^{-1} c. \quad (\text{S17})$$

Theorem S3. Suppose the joint distribution of (Y, X, W_1) is known. Suppose A1 holds. Suppose A3–A6 hold. Suppose W_2 is a scalar with $\text{var}(W_2)$ normalized to 1. Then the identified set for β_{long} is

$$\mathcal{B}_I(\bar{r}_X, \bar{r}_Y, \underline{c}, \bar{c}) = \bigcup_{(r_X, r_Y, c) : \|r_X\|_{\Sigma_{\text{obs}}^{-1}} \leq \bar{r}_X, \|r_Y\|_{\Sigma_{\text{obs}}^{-1}} \leq \bar{r}_Y, \|c\|_{\Sigma_{\text{obs}}^{-1}} \in [\underline{c}, \bar{c}]} \mathcal{B}(r_X, r_Y, c). \quad (\text{S18})$$

H Proofs for Section 2

In the following proofs, let $\mathbb{L}(A | B) = \mathbb{E}(AB)\mathbb{E}(BB')^{-1}B$ denote the linear projection of random vector A on random column vector B . Note that $\mathbb{L}(A | 1, B) = \text{cov}(A, B) \text{var}(B)^{-1}B + k$ where $k = \mathbb{E}(A) - \text{cov}(A, B) \text{var}(B)^{-1}\mathbb{E}(B)$ is constant. Finally, recall that $A^{\perp B} = A - \text{cov}(A, B) \text{var}(B)^{-1}B$.

Proof of Theorem 1. Part 1. We first show that $\beta_{\text{long}} = \beta_{\text{med}}$. By equation (2) and assumption A2 ($\pi_2 = 0$), we have $X^{\perp W} = X - \pi_1' W_1$. This yields $\text{cov}(X, W_1) = \pi_1' \text{var}(W_1)$. By definition of projection residuals, we then have

$$X^{\perp W_1} = X - \text{cov}(X, W_1) \text{var}(W_1)^{-1} W_1 = X - \pi_1' W_1.$$

Thus $X^{\perp W_1} = X^{\perp W}$. By the FWL theorem,

$$\beta_{\text{long}} = \text{cov}(Y, X^{\perp W}) / \text{var}(X^{\perp W}) \quad \text{and} \quad \beta_{\text{med}} = \text{cov}(Y, X^{\perp W_1}) / \text{var}(X^{\perp W_1}).$$

Since $X^{\perp W_1} = X^{\perp W}$, $\beta_{\text{long}} = \beta_{\text{med}}$.

Part 2. Next we'll show that the identified set for γ_1 is \mathbb{R}^{d_1} . To show this, fix $g_1 \in \mathbb{R}^{d_1}$. We will construct a joint distribution of (W_2, W_1, X, Y) that is consistent with (a) the distribution of observables (Y, X, W_1) , (b) assumptions A1 and A2, and (c) equation (1) holding with $\gamma_1 = g_1$. We first consider the scalar W_2 case, $d_2 = 1$.

Part 2(i): Construction of (W_2, W_1, X, Y) joint distribution.

Before constructing this distribution, we begin by finding values $g_2 \in \mathbb{R}$ and $c \in \mathbb{R}^{d_1}$ such that

$$\text{cov}(W_1, Y) = \beta_{\text{long}} \text{cov}(W_1, X) + \text{var}(W_1)g_1 + g_2c. \quad (\text{S19})$$

For any fixed g_1 , there always exists multiple values of (g_2, c) satisfying this equation. We will select specific solutions (g_2, c) below.

For a given g_1 and (g_2, c) satisfying (S19), define the $(1 + d_1 + 2) \times (1 + d_1 + 2)$ matrix

$$\Sigma(g_2, c) = \begin{pmatrix} 1 & c' & \pi_1'c & \beta_{\text{long}}\pi_1'c + g_1'c + g_2 \\ c & \text{var}(W_1) & \text{cov}(W_1, X) & \text{cov}(W_1, Y) \\ \pi_1'c & \text{cov}(X, W_1) & \text{var}(X) & \text{cov}(X, Y) \\ \beta_{\text{long}}\pi_1'c + g_1'c + g_2 & \text{cov}(Y, W_1) & \text{cov}(Y, X) & \text{var}(Y) \end{pmatrix}.$$

Note that the bottom right $(d_1 + 2) \times (d_1 + 2)$ block corresponds to $\text{var}(W_1, X, Y)$, which is known. Overall, we will think of this matrix as a covariance matrix for (W_2, W_1, X, Y) . Specifically, we will show that for a fixed $g_1 \in \mathbb{R}^{d_1}$, and for a pair of values (g_2^*, c^*) that satisfy equation (S19), the matrix $\Sigma(g_2^*, c^*)$ is positive definite. Then we will show how to use this matrix to construct W_2 in a way that is consistent with the above equations and assumptions.

To check whether a matrix is positive definite, we use Sylvester's criterion, which states that a matrix is positive definite if and only if all its leading principal minors have positive determinants. First, we show that the $(1 + d_1) \times (1 + d_1)$ matrix

$$\Sigma_2(c) = \begin{pmatrix} 1 & c' \\ c & \text{var}(W_1) \end{pmatrix}$$

is positive definite. By symmetry, $\Sigma_2(c)$ is positive definite if and only if

$$\begin{pmatrix} \text{var}(W_1) & c \\ c' & 1 \end{pmatrix}$$

is positive definite. Therefore, since $\text{var}(W_1)$ is positive definite (by A1), $\Sigma_2(c)$ is positive definite if and only if its determinant is positive. By the determinant formula for partitioned matrices, it equals

$$\det \begin{pmatrix} \text{var}(W_1) & c \\ c' & 1 \end{pmatrix} = \det(\text{var}(W_1)) \cdot (1 - c' \text{var}(W_1)^{-1}c).$$

$\det(\text{var}(W_1)) > 0$ by A1. By equation (S19), $\det(\Sigma_2(c))$ is positive if

$$c' \text{var}(W_1)^{-1}c = g_2^{-2} \|\text{cov}(Y, W_1) - \beta_{\text{long}} \text{cov}(X, W_1) - g_1' \text{var}(W_1)\|_{\text{var}(W_1)^{-1}}^2 < 1.$$

Thus the first $(1 + d_1)$ leading principal minors are positive definite when $g_2^2 > L(g_1)$, where

$$L(g_1) = \|\text{cov}(Y, W_1) - \beta_{\text{long}} \text{cov}(X, W_1) - g'_1 \text{var}(W_1)\|_{\text{var}(W_1)^{-1}}^2.$$

Second, define the $(2 + d_1) \times (2 + d_1)$ matrix

$$\Sigma_3(c) = \begin{pmatrix} 1 & c' & \pi'_1 c \\ c & \text{var}(W_1) & \text{cov}(W_1, X) \\ \pi'_1 c & \text{cov}(X, W_1) & \text{var}(X) \end{pmatrix}.$$

This is the next leading principal minor of $\Sigma(g_2, c)$. We will show its determinant is also positive when $g_2^2 > L(g_1)$. By the partitioned matrix determinant formula,

$$\det(\Sigma_3(c)) = \det(\Sigma_2(c)) \cdot \left(\text{var}(X) - (\pi'_1 c \quad \text{cov}(X, W_1)) \Sigma_2(c)^{-1} \begin{pmatrix} \pi'_1 c \\ \text{cov}(X, W_1) \end{pmatrix} \right).$$

We have already shown that $\det(\Sigma_2(c)) > 0$ when $g_2^2 > L(g_1)$. Therefore, when $g_2^2 > L(g_1)$,

$$\begin{aligned} & \text{var}(X) - (\pi'_1 c \quad \text{cov}(X, W_1)) \Sigma_2(c)^{-1} \begin{pmatrix} \pi'_1 c \\ \text{cov}(X, W_1) \end{pmatrix} \\ &= \text{var}(X) - \frac{1}{1 - c' \text{var}(W_1)^{-1} c} (\pi'_1 c \quad \text{cov}(X, W_1)) \\ & \quad \cdot \begin{pmatrix} 1 & -c' \text{var}(W_1)^{-1} \\ -\text{var}(W_1)^{-1} c & \text{var}(W_1)^{-1} (1 - c' \text{var}(W_1)^{-1} c) + \text{var}(W_1)^{-1} c c' \text{var}(W_1)^{-1} \end{pmatrix} \begin{pmatrix} \pi'_1 c \\ \text{cov}(W_1, X) \end{pmatrix} \\ &= \text{var}(X) - \text{cov}(X, W_1) \text{var}(W_1)^{-1} \text{cov}(W_1, X) \\ &= \text{var}(X^{\perp W_1}) > 0. \end{aligned}$$

The first line follows by the partitioned inverse formula and by $g_2^2 > L(g_1)$ (which we showed is equivalent to $c' \text{var}(W_1)^{-1} c < 1$). The last line follows by A1.

Finally, we compute $\det(\Sigma(g_2, c))$. By the partitioned matrix determinant formula,

$$\det(\Sigma(g_2, c)) = \det(\Sigma_3(c)) \cdot \left(\text{var}(Y) - \left\| \begin{pmatrix} \beta_{\text{long}} \pi'_1 c + g'_1 c + g_2 \\ \text{cov}(W_1, Y) \\ \text{cov}(Y, X) \end{pmatrix} \right\|_{\Sigma_3(c)^{-1}} \right).$$

We have already shown that $\det(\Sigma_3(c)) > 0$ when $g_2^2 > L(g_1)$. We finish by showing that the second term in the expression for $\det(\Sigma(g_2, c))$ is positive so long as (g_1, g_2) satisfies one additional constraint. Specifically, we compute

$$\begin{aligned} & \text{var}(Y) - (\beta_{\text{long}} \pi'_1 c + g'_1 c + g_2 \quad \text{cov}(Y, X) \quad \text{cov}(Y, W_1)) \Sigma_3(c)^{-1} \begin{pmatrix} \beta_{\text{long}} \pi'_1 c + g'_1 c + g_2 \\ \text{cov}(Y, X) \\ \text{cov}(W_1, Y) \end{pmatrix} \\ &= \text{var}(Y) - \beta_{\text{long}}^2 \text{var}(X) + g'_1 \text{var}(W_1) g_1 + 2\beta_{\text{long}} g'_1 \text{cov}(W_1, X) \\ & \quad - 2\beta_{\text{long}} \pi'_1 \text{cov}(W_1, Y) - 2g'_1 \text{cov}(W_1, Y) + 2\beta_{\text{long}}^2 \pi'_1 \text{cov}(W_1, X) - g_2^2 \\ &\equiv U(g_1) - g_2^2. \end{aligned} \tag{S20}$$

For details on how to obtain equation (S20), see Appendix L. Thus this determinant is positive if

$g_2^2 < U(g_1)$.

Putting all of these results together, by Sylvester's criterion, we have shown that $\Sigma(g_2, c)$ is positive definite whenever g_2 satisfies $L(g_1) < g_2^2 < U(g_1)$. To show there exists such a $g_2 \in \mathbb{R}$, we show that $0 \leq L(g_1) < U(g_1)$ for all $g_1 \in \mathbb{R}$. To see this, first note that $L(g_1) \geq 0$ for all $g_1 \in \mathbb{R}$. To see that $L(g_1) < U(g_1)$ for all $g_1 \in \mathbb{R}$, note that

$$\begin{aligned}
& U(g_1) - L(g_1) \\
&= \text{var}(Y) - \beta_{\text{long}}^2 \text{var}(X) + g_1' \text{var}(W_1)g_1 + 2\beta_{\text{long}}g_1' \text{cov}(W_1, X) - 2(\beta_{\text{long}}\pi_1 + g_1)' \text{cov}(W_1, Y) \\
&\quad + 2\beta_{\text{long}}^2\pi_1' \text{cov}(W_1, X) - \|\text{cov}(Y, W_1) - \beta_{\text{long}}\text{cov}(X, W_1) - g_1' \text{var}(W_1)\|_{\text{var}(W_1)^{-1}}^2 \\
&= \text{var}(Y) - \beta_{\text{long}}^2 \text{var}(X) + \beta_{\text{long}}^2\pi_1' \text{cov}(W_1, X) - \text{cov}(Y, W_1) \text{var}(W_1)^{-1} \text{cov}(W_1, Y) \\
&= \text{var}(Y^{\perp W_1}) - \frac{\text{cov}(Y^{\perp W_1}, X^{\perp W_1})^2}{\text{var}(X^{\perp W_1})^2} (\text{var}(X) - \text{cov}(X, W_1) \text{var}(W_1)^{-1} \text{cov}(W_1, X)) \\
&= \text{var}(X^{\perp W_1})^{-1} \left(\text{var}(Y^{\perp W_1}) \text{var}(X^{\perp W_1}) - \text{cov}(Y^{\perp W_1}, X^{\perp W_1})^2 \right) > 0.
\end{aligned}$$

The second equality follows by distributing terms and using our equation for π_1 . The third equality follows from $\beta_{\text{long}} = \beta_{\text{med}} = \text{cov}(Y^{\perp W_1}, X^{\perp W_1}) / \text{var}(X^{\perp W_1})$. The inequality follows from the Cauchy-Schwarz inequality and A1, which ensures that the inequality is strict. Also note that $\text{var}(X^{\perp W_1}) > 0$ by A1.

Therefore, let g_2^* satisfy $g_2^{*2} \in (L(g_1), U(g_1))$ and

$$c^* = (g_2^*)^{-1} (\text{cov}(W_1, Y) - \beta_{\text{long}} \text{cov}(W_1, X) - \text{var}(W_1)g_1).$$

Then $\Sigma(g_2^*, c^*)$ is positive definite and hence a valid covariance matrix.

We next use this matrix to construct the unobservable W_2 . Since $\Sigma(g_2^*, c^*)$ and $\text{var}(W_1, X, Y)$ are positive definite, the partitioned inverse matrix formula yields that

$$v \equiv 1 - \begin{pmatrix} c^{*'} & \pi_1' c^* & \beta_{\text{long}} \pi_1' c^* + g_1' c^* + g_2^* \end{pmatrix} \text{var}(W_1, X, Y)^{-1} \begin{pmatrix} c^* \\ \pi_1' c^* \\ \beta_{\text{long}} \pi_1' c^* + g_1' c^* + g_2^* \end{pmatrix} > 0.$$

Let \widetilde{W}_2 be a unit-variance random variable that is uncorrelated with (W_1, X, Y) and let

$$W_2 = \begin{pmatrix} c^{*'} & \pi_1' c^* & \beta_{\text{long}} \pi_1' c^* + g_1' c^* + g_2^* \end{pmatrix} \text{var}(W_1, X, Y)^{-1} \begin{pmatrix} W_1 \\ X \\ Y \end{pmatrix} + v^{1/2} \widetilde{W}_2. \quad (\text{S21})$$

We can verify that $\text{var}(W_2, W_1, X, Y) = \Sigma(g_2^*, c^*)$. Thus we have constructed a joint distribution of (W_2, W_1, X, Y) . By construction, this distribution is consistent with the distribution of (Y, X, W_1) .

Part 2(ii): This distribution is consistent with A1 and A2 and with equation (1) where $\gamma_1 = g_1$.

Checking A1. We showed that $\text{var}(W_2, W_1, X, Y) = \Sigma(g_2^*, c^*)$ is positive definite. Thus A1 holds.

Checking that equation (1) holds with $\gamma_1 = g_1$. By construction, equation (S19) holds at (g_1, g_2^*, c^*) :

$$\text{cov}(W_1, Y) = \beta_{\text{long}} \text{cov}(W_1, X) + \text{var}(W_1)g_1 + g_2^{*2} c^*.$$

Substituting this in our expression for β_{long} , we obtain

$$\begin{aligned}\text{cov}(Y, X) &= \beta_{\text{long}} \text{var}(X^{\perp W_1}) + \text{cov}(Y, W_1)\pi_1 \\ &= \beta_{\text{long}} \text{var}(X) + g'_1 \text{var}(W_1)\pi_1 + g_2^* \pi_1' c^*.\end{aligned}$$

Directly from $\Sigma(g_2^*, c^*)$, we have that $\text{cov}(Y, W_2) = \beta_{\text{long}} \pi_1' c^* + g'_1 c^* + g_2^*$. We use these to calculate

$$\begin{aligned}Y^{\perp X, W} &= Y - \begin{pmatrix} \text{cov}(Y, W_2) & \text{cov}(Y, X) & \text{cov}(Y, W_1) \end{pmatrix} \begin{pmatrix} 1 & \pi_1' c^* & c^{*'} \\ \pi_1' c^* & \text{var}(X) & \text{cov}(X, W_1) \\ c^* & \text{cov}(W_1, X) & \text{var}(W_1) \end{pmatrix}^{-1} \begin{pmatrix} W_2 \\ X \\ W_1 \end{pmatrix} \\ &= Y - (\beta_{\text{long}} X + g'_1 W_1 + g_2^* W_2)\end{aligned}\tag{S22}$$

We give a full derivation of equation (S22) in Appendix L. This implies equation (1) holds with $\gamma_1 = g_1$.

Checking A2. From the definition of $\Sigma(g_2^*, c^*)$, we have that $\text{cov}(X, W_2) = \pi_1' c^*$. We also have $\text{cov}(X, W_1) = \pi_1' \text{var}(W_1)$. Using this, we next show that $\pi_2 = 0$. We have

$$X^{\perp W} = X - \begin{pmatrix} \text{cov}(X, W_2) & \text{cov}(X, W_1) \end{pmatrix} \begin{pmatrix} 1 & c^{*'} \\ c^* & \text{var}(W_1) \end{pmatrix}^{-1} \begin{pmatrix} W_2 \\ W_1 \end{pmatrix} = X - (0 \cdot W_2 + \pi_1' W_1).$$

Thus we see that equation (2) holds with $\pi_2 = 0$.

Part 2(iii): Generalization to $d_2 > 1$. If W_2 is multivariate, the previous proof can still be applied to show the identified set for γ_1 is \mathbb{R}^{d_1} . To see this, we need to exhibit a joint distribution of (W_2, W_1, X, Y) that satisfies the requirements of Part 2(ii). This can be achieved by defining $W_2^{(1)}$, the first element of W_2 , to be the one defined in equation (S21), and letting the remaining $d_2 - 1$ elements all be uncorrelated with $(W_2^{(1)}, W_1, X, Y)$, and each other. Then $Y^{\perp X, W_1, W_2} = Y^{\perp X, W_1, W_2^{(1)}}$ and $X^{\perp W_1, W_2} = X^{\perp W_1, W_2^{(1)}}$. Therefore $d_2 > 1$ leads to the same identified set as $d_2 = 1$. This concludes the proof. \square

I Proofs for Section 3

In this section we use the following lemma, which is Theorem B(ii) on page 99 of Scott and Wu (1981).

Lemma S1 (Finite Population LLN). Suppose S satisfies assumption B1. Let $\xi^K = (\xi_1^K, \dots, \xi_K^K)$. Then

1. $\text{var}_S(\frac{1}{d_1} \sum_{i=1}^K S_i \xi_i^K) = \frac{K-d_1}{K} \frac{1}{d_1} \frac{1}{K-1} \sum_{i=1}^K \left(\xi_i^K - \frac{1}{K} \sum_{i=1}^K \xi_i^K \right)^2$.
2. If $\text{var}_S(\frac{1}{d_1} \sum_{i=1}^K S_i \xi_i^K) \rightarrow 0$ as $d_1, K \rightarrow \infty$, then

$$\frac{1}{d_1} \sum_{i=1}^K S_i \xi_i^K - \frac{1}{K} \sum_{i=1}^K \xi_i^K \xrightarrow{p} 0$$

as $d_1, K \rightarrow \infty$.

Note that $\text{var}_S(\frac{1}{d_1} \sum_{i=1}^K S_i \xi_i^K) \rightarrow 0$ as $d_1, K \rightarrow \infty$ whenever $\sup_{K:K \geq 1} \sup_{i=1, \dots, K} |\xi_i^K| \leq C$ for some $C \in \mathbb{R}$.

Proof of Theorem 2. Note that $\mathbb{E}_S[S_i] = d_1/K$ and that $\mathbb{E}_S[S_i S_j] = \mathbb{P}_S(S_i = 1 | S_j = 1) \mathbb{P}_S(S_j = 1) = d_1(d_1 - 1)/(K(K - 1))$ whenever $i \neq j$ by assumption B1. First, observe that

$$\begin{aligned}
\mathbb{E}_S [\pi_1^K(S)' \text{var}(W_1^K(S)) \pi_1^K(S)] &= \mathbb{E}_S \left[\sum_{i=1}^K \sum_{j=1}^K S_i S_j \text{cov}(\pi_i^K W_i^K, \pi_j^K W_j^K) \right] \\
&= \mathbb{E}_S \left[\sum_{i=1}^K S_i \text{var}(\pi_i^K W_i^K) \right] + \mathbb{E}_S \left[\sum_{i,j:i \neq j} S_i S_j \text{cov}(\pi_i^K W_i^K, \pi_j^K W_j^K) \right] \\
&= \frac{d_1}{K} \sum_{i=1}^K \text{var}(\pi_i^K W_i^K) + \frac{d_1(d_1 - 1)}{K(K - 1)} \sum_{i,j:i \neq j} \text{cov}(\pi_i^K W_i^K, \pi_j^K W_j^K) \\
&= \frac{d_1(d_1 - 1)}{K(K - 1)} \left(\sum_{i=1}^K \text{var}(\pi_i^K W_i^K) + \sum_{i,j:i \neq j} \text{cov}(\pi_i^K W_i^K, \pi_j^K W_j^K) \right) + \left(\frac{d_1}{K} - \frac{d_1(d_1 - 1)}{K(K - 1)} \right) \sum_{i=1}^K \text{var}(\pi_i^K W_i^K) \\
&= \text{var} \left(\sum_{i=1}^K \pi_i^K W_i^K \right) \left(\frac{d_1(d_1 - 1)}{K(K - 1)} + \frac{d_1}{K} \frac{d_2}{K - 1} \frac{\sum_{i=1}^K \text{var}(\pi_i^K W_i^K)}{\text{var}(\sum_{i=1}^K \pi_i^K W_i^K)} \right) \\
&= \text{var} \left(\sum_{i=1}^K \pi_i^K W_i^K \right) \left(\frac{1}{(1+r)^2} + \frac{r}{(1+r)^2} c + o(1) \right) \\
&= \text{var} \left(\sum_{i=1}^K \pi_i^K W_i^K \right) \frac{1+rc}{(1+r)^2} + o(1).
\end{aligned}$$

The sixth line follows from assumptions B2, B3.1, and B3.3. Using a symmetric argument, we have

$$\begin{aligned}
\mathbb{E}_S [\pi_2^K(S)' \text{var}(W_2^K(S)) \pi_2^K(S)] &= \mathbb{E}_S \left[\sum_{i=1}^K \sum_{j=1}^K (1 - S_i)(1 - S_j) \text{cov}(\pi_i^K W_i^K, \pi_j^K W_j^K) \right] \\
&= \text{var} \left(\sum_{i=1}^K \pi_i^K W_i^K \right) \left(\frac{d_2(d_2 - 1)}{K(K - 1)} + \frac{d_2}{K} \frac{d_1}{K - 1} \frac{\sum_{i=1}^K \text{var}(\pi_i^K W_i^K)}{\text{var}(\sum_{i=1}^K \pi_i^K W_i^K)} \right) \\
&= \text{var} \left(\sum_{i=1}^K \pi_i^K W_i^K \right) \left(\frac{r^2}{(1+r)^2} + \frac{r}{(1+r)^2} c + o(1) \right) \\
&= \text{var} \left(\sum_{i=1}^K \pi_i^K W_i^K \right) \frac{r(r+c)}{(1+r)^2} + o(1).
\end{aligned}$$

Second, we show that

$$\pi_l^K(S)' \text{var}(W_l^K(S)) \pi_l^K(S) - \mathbb{E}_S[\pi_l^K(S)' \text{var}(W_l^K(S)) \pi_l^K(S)] = o_p(1)$$

for $l = 1, 2$. This follows from Chebyshev's inequality and from

$$\mathbb{E}_S [|\pi_l^K(S)' \text{var}(W_l^K(S)) \pi_l^K(S) - \mathbb{E}_S[\pi_l^K(S)' \text{var}(W_l^K(S)) \pi_l^K(S)]|^2]$$

$$\begin{aligned}
&= \text{var}_S(\pi_l^K(S)' \text{var}(W_l^K(S)) \pi_l^K(S)) \\
&= \text{var}_S \left(\sum_{i=1}^K \sum_{j=1}^K S_i^{2-l} (1-S_i)^{l-1} S_j^{2-l} (1-S_j)^{l-1} \text{cov}(\pi_i^K W_i^K, \pi_j^K W_j^K) \right) \rightarrow 0,
\end{aligned}$$

which itself follows from assumption B3.2 by examining the $l = 1$ and $l = 2$ cases separately.

Third, we combine the convergence of the numerators and denominators to obtain

$$\begin{aligned}
r_X(S)^2 &= \frac{\pi_2^K(S)' \text{var}(W_2^K(S)) \pi_2^K(S)}{\pi_1^K(S)' \text{var}(W_1^K(S)) \pi_1^K(S)} \\
&= \frac{\mathbb{E}_S[\pi_2^K(S)' \text{var}(W_2^K(S)) \pi_2^K(S)] + o_p(1)}{\mathbb{E}_S[\pi_1^K(S)' \text{var}(W_1^K(S)) \pi_1^K(S)] + o_p(1)} \\
&= \frac{\text{var}(\sum_{i=1}^K \pi_i^K W_i^K) \frac{r(r+c)}{(1+r)^2} + o(1) + o_p(1)}{\text{var}(\sum_{i=1}^K \pi_i^K W_i^K) \frac{1+rc}{(1+r)^2} + o(1) + o_p(1)} \\
&= \frac{\frac{r(r+c)}{(1+r)^2} + \text{var}(\sum_{i=1}^K \pi_i^K W_i^K)^{-1} o_p(1)}{\frac{1+rc}{(1+r)^2} + \text{var}(\sum_{i=1}^K \pi_i^K W_i^K)^{-1} o_p(1)} \\
&\xrightarrow{p} \frac{r(r+c)}{1+rc}.
\end{aligned}$$

□

Proof of Theorem 3. For this proof, fix $\rho \in (0, 1)$ and let $\text{var}(W^K) = \rho(\iota_K \iota_K') + (1-\rho)I_K$, where ι_K is a K -vector of ones. This variance matrix is positive-definite by construction. Let $C' = \frac{C(r+2)-r}{2}$, and let

$$\gamma_i^K = \frac{2}{K} \mathbb{1}(i \in \{2, 4, 6, \dots\}) \quad \text{and} \quad \pi_i^K = \frac{2(1-C')}{K} \mathbb{1}(i \in \{1, 3, 5, \dots\}) + \frac{2C'}{K} \mathbb{1}(i \in \{2, 4, 6, \dots\}).$$

Proof that assumption B3 holds

We show that assumption C3 holds. Together with assumptions B1 and B2, this is sufficient to show that assumption B3 holds, by proposition S5. We can directly see that these choices satisfy assumptions C3.1 and C3.2. To verify that assumption C3.3 holds, note that

$$\begin{aligned}
\sum_{i=1}^K \pi_i^K &= \begin{cases} \frac{K-1+2(1-C')}{K} & \text{if } K \in \{1, 3, 5, \dots\} \\ 1 & \text{if } K \in \{2, 4, 6, \dots\} \end{cases} \\
&= 1 + O(K^{-1}) \\
\sum_{i=1}^K (\pi_i^K)^2 &= \begin{cases} 4 \frac{K-1}{2K^2} ((C')^2 + (1-C')^2) + \frac{4(1-C')^2}{K^2} & \text{if } K \in \{1, 3, 5, \dots\} \\ 4 \frac{K}{2K^2} ((C')^2 + (1-C')^2) & \text{if } K \in \{2, 4, 6, \dots\} \end{cases} \\
&= O(K^{-1}).
\end{aligned}$$

Therefore, $\frac{(\sum_{i=1}^K \pi_i^K)^2}{\sum_{i=1}^K (\pi_i^K)^2} \rightarrow \infty$ as $K \rightarrow \infty$. Finally, given $\rho > 0$, note that

$$\begin{aligned} \text{var} \left(\sum_{i=1}^K \pi_i^K W_i^K \right) &= (1 - \rho) \sum_{i=1}^K (\pi_i^K)^2 + \rho \left(\sum_{i=1}^K \pi_i^K \right)^2 \\ &= O(K^{-1}) + \rho(1 + O(K^{-1}))^2 > \epsilon \end{aligned}$$

for any fixed $\epsilon \in (0, \rho)$ and sufficiently large K . Therefore assumption C3 holds.

Computation of the limit of $\delta_{\text{resid}}(S)$

Before computing the limit of $\delta_{\text{resid}}(S)$, we first rewrite its four components:

$$\begin{aligned} \text{cov}(X, \gamma_2(s)' W_2(s)^{\perp W_1(s)}) &= \text{cov}(\pi_1(s)' W_1(s) + \pi_2(s)' W_2(s) + X^{\perp W}, \gamma_2(s)' W_2(s)^{\perp W_1(s)}) \\ &= \gamma_2(s)' \text{var}(W_2(s)^{\perp W_1(s)}) \pi_2(s) \end{aligned}$$

$$\text{var}(\gamma_2(s)' W_2(s)^{\perp W_1(s)}) = \gamma_2(s)' \text{var}(W_2(s)^{\perp W_1(s)}) \gamma_2(s)$$

and using $W_2(s) = \mathbb{L}(W_2(s) \mid 1, W_1(s)) + W_2(s)^{\perp W_1(s)}$ gives

$$\begin{aligned} \text{cov}(X, \gamma_1(s)' W_1(s) + \gamma_2(s)' \mathbb{L}(W_2(s) \mid 1, W_1(s))) &= \text{cov}(X, \gamma' W - \gamma_2(s)' W_2(s)^{\perp W_1(s)}) \\ &= \gamma' \text{var}(W) \pi - \gamma_2(s)' \text{var}(W_2(s)^{\perp W_1(s)}) \pi_2(s) \end{aligned}$$

$$\begin{aligned} \text{var}(\gamma_1(s)' W_1(s) + \gamma_2(s)' \mathbb{L}(W_2(s) \mid 1, W_1(s))) &= \text{var}(\gamma' W - \gamma_2(s)' W_2(s)^{\perp W_1(s)}) \\ &= \gamma' \text{var}(W) \gamma - \gamma_2(s)' \text{var}(W_2(s)^{\perp W_1(s)}) \gamma_2(s). \end{aligned}$$

These components depend on the matrix $\text{var}(W_2(s)^{\perp W_1(s)})$, which we will now derive. First observe that for all s such that $\sum_{i=1}^K s_i = d_1$,

$$\begin{aligned} \mathbb{L}(W_2^K(s) \mid 1, W_1^K(s)) &= \text{const.} + \text{cov}(W_2^K(s), W_1^K(s)) \text{var}(W_1^K(s))^{-1} W_1^K(s) \\ &= \text{const.} + \underbrace{\begin{pmatrix} \rho & \cdots & \rho \\ \vdots & \ddots & \vdots \\ \rho & \cdots & \rho \end{pmatrix}}_{d_2 \times d_1} \underbrace{\begin{pmatrix} 1 & \rho & \cdots & \rho \\ \rho & 1 & \cdots & \rho \\ \vdots & \vdots & \ddots & \vdots \\ \rho & \rho & \cdots & 1 \end{pmatrix}}_{d_1 \times d_1}^{-1} W_1^K(s) \\ &= \text{const.} + \frac{\rho}{(d_1 - 1)\rho + 1} \iota_{d_2} \iota'_{d_1} W_1^K(s). \end{aligned}$$

We have that

$$\text{var}(\mathbb{L}(W_2^K(s) \mid 1, W_1^K(s))) = \text{var} \left(\frac{\rho}{(d_1 - 1)\rho + 1} \iota_{d_2} \iota'_{d_1} W_1^K(s) \right)$$

$$\begin{aligned}
&= \frac{\rho^2}{((d_1 - 1)\rho + 1)^2} \iota_{d_2} \iota'_{d_1} \underbrace{\begin{pmatrix} 1 & \rho & \cdots & \rho \\ \rho & 1 & \cdots & \rho \\ \vdots & \vdots & \ddots & \vdots \\ \rho & \rho & \cdots & 1 \end{pmatrix}}_{d_1 \times d_1} \iota_{d_1} \iota'_{d_2} \\
&= \frac{d_1 \rho^2}{(d_1 - 1)\rho + 1} \iota_{d_2} \iota'_{d_2}.
\end{aligned}$$

Thus, by properties of linear projections,

$$\begin{aligned}
\text{var}(W_2^K(s)^\perp W_1^K(s)) &= \text{var}(W_2^K(s)) - \text{var}(\mathbb{L}(W_2^K(s) \mid 1, W_1^K(s))) \\
&= (\rho \iota_{d_2} \iota'_{d_2} + (1 - \rho)I_{d_2}) - \frac{d_1 \rho^2}{(d_1 - 1)\rho + 1} \iota_{d_2} \iota'_{d_2} \\
&= \frac{\rho(1 - \rho)}{(d_1 - 1)\rho + 1} \iota_{d_2} \iota'_{d_2} + (1 - \rho)I_{d_2}
\end{aligned}$$

for all s such that $\sum_{i=1}^K s_i = d_1$. Therefore,

$$\gamma_2(s)' \text{var}(W_2(s)^\perp W_1(s)) \gamma_2(s) = \frac{\rho(1 - \rho)}{(d_1 - 1)\rho + 1} \left(\sum_{i=1}^K \gamma_i^K (1 - s_i) \right)^2 + (1 - \rho) \left(\sum_{i=1}^K (\gamma_i^K)^2 (1 - s_i) \right) \quad (\text{S23})$$

and

$$\begin{aligned}
\gamma_2(s)' \text{var}(W_2(s)^\perp W_1(s)) \pi_2(s) &= \frac{\rho(1 - \rho)}{(d_1 - 1)\rho + 1} \left(\sum_{i=1}^K \gamma_i^K (1 - s_i) \right) \left(\sum_{i=1}^K \pi_i^K (1 - s_i) \right) \\
&\quad + (1 - \rho) \left(\sum_{i=1}^K \gamma_i^K \pi_i^K (1 - s_i) \right).
\end{aligned}$$

Moreover,

$$\begin{aligned}
\gamma' \text{var}(W) \gamma &= \rho \left(\sum_{i=1}^K \gamma_i^K \right)^2 + (1 - \rho) \left(\sum_{i=1}^K (\gamma_i^K)^2 \right) \\
\gamma' \text{var}(W) \pi &= \rho \left(\sum_{i=1}^K \gamma_i^K \right) \left(\sum_{i=1}^K \pi_i^K \right) + (1 - \rho) \left(\sum_{i=1}^K \gamma_i^K \pi_i^K \right).
\end{aligned}$$

Combining all these expressions, we can write $\delta_{\text{resid}}(S) = \text{Num}(S)/\text{Den}(S)$ where

$$\begin{aligned}
&\text{Den}(s) \\
&= \frac{\gamma' \text{var}(W) \pi - \gamma_2(s)' \text{var}(W_2(s)^\perp W_1(s)) \pi_2(s)}{\gamma' \text{var}(W) \gamma - \gamma_2(s)' \text{var}(W_2(s)^\perp W_1(s)) \gamma_2(s)} \\
&= \frac{\rho \left(\sum_{i=1}^K \gamma_i^K \right) \left(\sum_{i=1}^K \pi_i^K \right) + (1 - \rho) \left(\sum_{i=1}^K \gamma_i^K \pi_i^K \right) - \frac{\rho(1 - \rho)}{(d_1 - 1)\rho + 1} \left(\sum_{i=1}^K \gamma_i^K (1 - s_i) \right) \left(\sum_{i=1}^K \pi_i^K (1 - s_i) \right) - (1 - \rho) \left(\sum_{i=1}^K \gamma_i^K \pi_i^K (1 - s_i) \right)}{\rho \left(\sum_{i=1}^K \gamma_i^K \right)^2 + (1 - \rho) \left(\sum_{i=1}^K (\gamma_i^K)^2 \right) - \frac{\rho(1 - \rho)}{(d_1 - 1)\rho + 1} \left(\sum_{i=1}^K \gamma_i^K (1 - s_i) \right)^2 - (1 - \rho) \left(\sum_{i=1}^K (\gamma_i^K)^2 (1 - s_i) \right)} \\
&= \frac{\rho \left(\sum_{i=1}^K \gamma_i^K \right) \left(\sum_{i=1}^K \pi_i^K \right) + (1 - \rho) \frac{d_1}{K^2} \left(\frac{1}{d_1} \sum_{i=1}^K \tilde{\gamma}_i^K \tilde{\pi}_i^K s_i \right) - \frac{\rho(1 - \rho)}{(d_1 - 1)\rho + 1} \frac{d_2^2}{K^2} \left(\frac{1}{d_2} \sum_{i=1}^K \tilde{\gamma}_i^K (1 - s_i) \right) \left(\frac{1}{d_2} \sum_{i=1}^K \tilde{\pi}_i^K (1 - s_i) \right)}{\rho \left(\sum_{i=1}^K \gamma_i^K \right)^2 + (1 - \rho) \frac{d_1}{K^2} \left(\frac{1}{d_1} \sum_{i=1}^K (\tilde{\gamma}_i^K)^2 s_i \right) - \frac{\rho(1 - \rho)}{(d_1 - 1)\rho + 1} \frac{d_2^2}{K^2} \left(\frac{1}{d_2} \sum_{i=1}^K \tilde{\gamma}_i^K (1 - s_i) \right)^2}
\end{aligned}$$

Num(s)

$$\begin{aligned}
&= \frac{\gamma_2(s)' \text{var}(W_2(s)^\perp W_1(s)) \pi_2(s)}{\gamma_2(s)' \text{var}(W_2(s)^\perp W_1(s)) \gamma_2(s)} \\
&= \frac{\frac{\rho(1-\rho)}{(d_1-1)\rho+1} \left(\sum_{i=1}^K \pi_i^K (1-s_i) \right) \left(\sum_{i=1}^K \gamma_i^K (1-s_i) \right) + (1-\rho) \sum_{i=1}^K \pi_i^K \gamma_i^K (1-s_i)}{\frac{\rho(1-\rho)}{(d_1-1)\rho+1} \left(\sum_{i=1}^K \gamma_i^K (1-s_i) \right)^2 + (1-\rho) \left(\sum_{i=1}^K (\gamma_i^K)^2 (1-s_i) \right)} \\
&= \frac{\frac{\rho(1-\rho)}{(d_1-1)\rho+1} \frac{d_2^2}{K} \left(\frac{1}{d_2} \sum_{i=1}^K \tilde{\pi}_i^K (1-s_i) \right) \left(\frac{1}{d_2} \sum_{i=1}^K \tilde{\gamma}_i^K (1-s_i) \right) + (1-\rho) \frac{d_2^2}{K} \left(\frac{1}{d_2} \sum_{i=1}^K \tilde{\pi}_i^K \tilde{\gamma}_i^K (1-s_i) \right)}{\frac{\rho(1-\rho)}{(d_1-1)\rho+1} \frac{d_2^2}{K} \left(\frac{1}{d_2} \sum_{i=1}^K \tilde{\gamma}_i^K (1-s_i) \right)^2 + (1-\rho) \frac{d_2^2}{K} \left(\frac{1}{d_2} \sum_{i=1}^K (\tilde{\gamma}_i^K)^2 (1-s_i) \right)}
\end{aligned}$$

where $\tilde{\pi}_i^K = K\pi_i^K$ and $\tilde{\gamma}_i^K = K\gamma_i^K$. As $K \rightarrow \infty$, we have $\frac{\rho(1-\rho)}{(d_1-1)\rho+1} \frac{d_2^2}{K} \rightarrow (1-\rho) \frac{r^2}{r+1}$ and $d_2/K \rightarrow r/(r+1)$ by assumption B2. Since $(\tilde{\pi}_i^K, \tilde{\gamma}_i^K)$ are uniformly bounded, Lemma S1 implies that

$$\begin{aligned}
\frac{1}{d_l} \sum_{i=1}^K \tilde{\pi}_i^K S_i^{2-l} (1-S_i)^{l-1} &= \frac{1}{K} \sum_{i=1}^K \tilde{\pi}_i^K + o_p(1) \\
\frac{1}{d_l} \sum_{i=1}^K \tilde{\gamma}_i^K S_i^{2-l} (1-S_i)^{l-1} &= \frac{1}{K} \sum_{i=1}^K \tilde{\gamma}_i^K + o_p(1) \\
\frac{1}{d_l} \sum_{i=1}^K \tilde{\pi}_i^K \tilde{\gamma}_i^K S_i^{2-l} (1-S_i)^{l-1} &= \frac{1}{K} \sum_{i=1}^K \tilde{\pi}_i^K \tilde{\gamma}_i^K + o_p(1) \\
\frac{1}{d_l} \sum_{i=1}^K (\tilde{\gamma}_i^K)^2 S_i^{2-l} (1-S_i)^{l-1} &= \frac{1}{K} \sum_{i=1}^K (\tilde{\gamma}_i^K)^2 + o_p(1)
\end{aligned}$$

as $K \rightarrow \infty$, for $l = 1, 2$. Therefore,

Num(S)

$$\begin{aligned}
&= \frac{\left((1-\rho) \frac{r^2}{r+1} + o(1) \right) \left(\frac{1}{K} \sum_{i=1}^K \tilde{\pi}_i^K + o_p(1) \right) \left(\frac{1}{K} \sum_{i=1}^K \tilde{\gamma}_i^K + o_p(1) \right) + \left((1-\rho) \frac{r}{r+1} + o(1) \right) \left(\frac{1}{K} \sum_{i=1}^K \tilde{\pi}_i^K \tilde{\gamma}_i^K + o_p(1) \right)}{\left((1-\rho) \frac{r^2}{r+1} + o(1) \right) \left(\frac{1}{K} \sum_{i=1}^K \tilde{\gamma}_i^K + o_p(1) \right)^2 + \left((1-\rho) \frac{r}{r+1} + o(1) \right) \left(\frac{1}{K} \sum_{i=1}^K (\tilde{\gamma}_i^K)^2 + o_p(1) \right)} \\
&= \frac{r \left(\frac{1}{K} \sum_{i=1}^K \tilde{\pi}_i^K \right) \left(\frac{1}{K} \sum_{i=1}^K \tilde{\gamma}_i^K \right) + \left(\frac{1}{K} \sum_{i=1}^K \tilde{\pi}_i^K \tilde{\gamma}_i^K \right) + o_p(1)}{r \left(\frac{1}{K} \sum_{i=1}^K \tilde{\gamma}_i^K \right)^2 + \left(\frac{1}{K} \sum_{i=1}^K (\tilde{\gamma}_i^K)^2 \right) + o_p(1)} \\
&= \frac{r \left(\frac{1}{K} \sum_{i=1}^K \tilde{\pi}_i^K \right) \left(\frac{1}{K} \sum_{i=1}^K \tilde{\gamma}_i^K \right) + \left(\frac{1}{K} \sum_{i=1}^K \tilde{\pi}_i^K \tilde{\gamma}_i^K \right)}{r \left(\frac{1}{K} \sum_{i=1}^K \tilde{\gamma}_i^K \right)^2 + \left(\frac{1}{K} \sum_{i=1}^K (\tilde{\gamma}_i^K)^2 \right)} + o_p(1),
\end{aligned}$$

which follows from $r \left(\frac{1}{K} \sum_{i=1}^K \tilde{\gamma}_i^K \right)^2 + \frac{1}{K} \sum_{i=1}^K (\tilde{\gamma}_i^K)^2$ being bounded away from zero, by our choice of the sequence γ_i^K . Also,

Den(S)

$$\begin{aligned}
&= \frac{\rho \left(\sum_{i=1}^K \gamma_i^K \right) \left(\sum_{i=1}^K \pi_i^K \right) + (1-\rho) o(1) \left(\frac{1}{K} \sum_{i=1}^K \tilde{\gamma}_i^K \tilde{\pi}_i^K + o_p(1) \right) - o(1) \left(\frac{1}{K} \sum_{i=1}^K \tilde{\gamma}_i^K + o_p(1) \right) \left(\frac{1}{K} \sum_{i=1}^K \tilde{\pi}_i^K + o_p(1) \right)}{\rho \left(\sum_{i=1}^K \gamma_i^K \right)^2 + (1-\rho) o(1) \left(\frac{1}{K} \sum_{i=1}^K (\tilde{\gamma}_i^K)^2 + o_p(1) \right) - o(1) \left(\frac{1}{K} \sum_{i=1}^K \tilde{\gamma}_i^K + o_p(1) \right)^2} \\
&= \frac{\rho \left(\sum_{i=1}^K \gamma_i^K \right) \left(\sum_{i=1}^K \pi_i^K \right) + o_p(1)}{\rho \left(\sum_{i=1}^K \gamma_i^K \right)^2 + o_p(1)} \\
&= \frac{\sum_{i=1}^K \pi_i^K}{\sum_{i=1}^K \gamma_i^K} + o_p(1).
\end{aligned}$$

The last equality follows from $\rho > 0$ and $\sum_{k=1}^K \gamma_i^K = 1 + o(1)$ being bounded away from zero. Therefore,

$$\delta_{\text{resid}}(S) = \frac{r \left(\frac{1}{K} \sum_{i=1}^K \tilde{\pi}_i^K \right) \left(\frac{1}{K} \sum_{i=1}^K \tilde{\gamma}_i^K \right)^2 + \left(\frac{1}{K} \sum_{i=1}^K \tilde{\pi}_i^K \tilde{\gamma}_i^K \right) \left(\frac{1}{K} \sum_{i=1}^K \tilde{\gamma}_i^K \right)}{r \left(\frac{1}{K} \sum_{i=1}^K \tilde{\pi}_i^K \right) \left(\frac{1}{K} \sum_{i=1}^K \tilde{\gamma}_i^K \right)^2 + \left(\frac{1}{K} \sum_{i=1}^K \tilde{\pi}_i^K \right) \left(\frac{1}{K} \sum_{i=1}^K (\tilde{\gamma}_i^K)^2 \right)} + o_p(1) \quad (\text{S24})$$

since $\frac{1}{K} \sum_{i=1}^K \tilde{\pi}_i^K = \sum_{i=1}^K \pi_i^K$ and $\frac{1}{K} \sum_{i=1}^K \tilde{\gamma}_i^K = \sum_{i=1}^K \gamma_i^K$.

To complete the proof, we substitute our choices for γ_i^K and π_i^K into the expression for $\delta_{\text{resid}}(S)$. Note that

$$\begin{aligned} \frac{1}{K} \sum_{i=1}^K \tilde{\pi}_i^K &= \sum_{i=1}^K \pi_i^K = 1 + o(1) \\ \frac{1}{K} \sum_{i=1}^K \tilde{\gamma}_i^K &= \sum_{i=1}^K \gamma_i^K = 1 - K^{-1} \mathbb{1}(K \in \{1, 3, 5, \dots\}) = 1 + o(1) \\ \frac{1}{K} \sum_{i=1}^K \tilde{\pi}_i^K \tilde{\gamma}_i^K &= \frac{1}{K} \sum_{i=1}^K 4C' \mathbb{1}(i \in \{2, 4, \dots\}) = 2C' + o(1) \\ \frac{1}{K} \sum_{i=1}^K (\tilde{\gamma}_i^K)^2 &= 2 - 2K^{-1} \mathbb{1}(K \in \{1, 3, 5, \dots\}) = 2 + o(1). \end{aligned}$$

Therefore,

$$\text{Num}(S) \xrightarrow{p} \frac{r + 2C'}{r + 2} = \frac{r + C(r + 2) - r}{r + 2} = C \quad \text{and} \quad \text{Den}(S) \xrightarrow{p} \frac{1}{1} = 1$$

thus $\delta_{\text{resid}}(S) = \text{Num}(S)/\text{Den}(S) \xrightarrow{p} C$ as $K \rightarrow \infty$. \square

J Proofs for Section 4

Important Notation Remark: In this section we use r_X and r_Y to denote related but different objects than the selection ratios defined in the main paper.

J.1 Useful Definitions and Lemmas

We impose the normalizations $\text{var}(X) = 1$ and $\text{var}(W_1) = I$ throughout this section. We also let $W_2 \in \mathbb{R}$ and $\text{var}(W_2) = 1$. We use the notation $\sigma_{A,B} = \text{cov}(A, B)$, and let $(k_0, k_1, k_2) = (\text{var}(X^{\perp W_1}), \text{cov}(Y^{\perp W_1}, X^{\perp W_1}), \text{var}(Y^{\perp W_1}))$. We begin by providing a simplified characterization of the set $\mathcal{B}(r_X, r_Y, c)$.

Lemma S2. Let $\text{var}(Y, X, W_1)$ be positive definite. Then $b \in \mathcal{B}(r_X, r_Y, c)$ if and only if the following six equations hold for some $(p_1, g_1) \in \mathbb{R}^{d_1} \times \mathbb{R}^{d_1}$:

$$(p_1' r_X)(g_1' r_Y)(1 - \|c\|^2) = k_1 - b k_0 \quad (\text{S25})$$

$$(I + c r_Y') g_1 = \sigma_{W_1, Y} - b \sigma_{W_1, X} \quad (\text{S26})$$

$$(I + c r_X') p_1 = \sigma_{W_1, X} \quad (\text{S27})$$

$$(g_1' r_Y)^2 (1 - \|c\|^2) < k_0 (\beta_{\text{med}} - b)^2 + \text{var}(Y^{\perp X, W_1}) \quad (\text{S28})$$

$$(p'_1 r_X)^2 (1 - \|c\|^2) < k_0 \quad (\text{S29})$$

$$\|c\|^2 < 1. \quad (\text{S30})$$

Proof. First note that equations (S13)–(S14) are equivalent to (S26)–(S27) by applying the normalization $\text{var}(W_1) = I$. Second, we can see that (S12) is equivalent to (S25) by

$$\begin{aligned} \sigma_{XY} - b &= p'_1(I + r_X c' + c r'_Y + r_X r'_Y) g_1 \\ &= p'_1(I + r_X c')(I + c r'_Y) g_1 + (p'_1 r_X)(g'_1 r_Y)(1 - \|c\|^2) \\ &= \sigma'_{W_1, X}(\sigma_{W_1, Y} - b \sigma_{W_1, X}) + (p'_1 r_X)(g'_1 r_Y)(1 - \|c\|^2). \end{aligned}$$

Third, we show that (S15) is equivalent to (S28) since (S15) can be written as

$$\begin{aligned} \sigma_Y^2 &> b^2 + g'_1(I + r_Y r'_Y + 2r_Y c') g_1 + 2b g'_1(I + c r'_X + r_Y c' + r_Y r'_X) p_1 \\ &= b^2 + \|g'_1(I + r_Y c')\|^2 + (1 - \|c\|^2)(g'_1 r_Y)^2 + 2b(\sigma_{XY} - b) \\ &= b^2 + \|\sigma_{W_1, Y}\|^2 + b^2 \|\sigma_{W_1, X}\|^2 - 2b \sigma'_{W_1, X} \sigma_{W_1, Y} + (1 - \|c\|^2)(g'_1 r_Y)^2 + 2b(\sigma_{XY} - b). \end{aligned}$$

This inequality is equivalent to

$$\begin{aligned} (1 - \|c\|^2)(g'_1 r_Y)^2 &< \sigma_Y^2 - b^2 - \|\sigma_{W_1, Y}\|^2 - b^2 \|\sigma_{W_1, X}\|^2 + 2b \sigma'_{W_1, X} \sigma_{W_1, Y} - 2b(\sigma_{XY} - b) \\ &= k_0(\beta_{\text{med}} - b)^2 + k_0 \left(\frac{k_2}{k_0} - \beta_{\text{med}}^2 \right). \end{aligned}$$

This inequality, in turn, is equivalent to equation (S28) since, by properties of projections, $k_2 - k_0 \beta_{\text{med}}^2 = \text{var}(Y^\perp W_1) - \frac{\text{cov}(Y^\perp W_1, X^\perp W_1)^2}{\text{var}(X^\perp W_1)} = \text{var}(Y^\perp X, W_1)$.

Fourth, (S16) is equivalent to (S29) since $p'_1(I + r_X r'_X + 2c r'_X) p_1 = \|\sigma_{W_1, X}\|^2 + (p'_1 r_X)^2 (1 - \|c\|^2)$ and by rearranging terms. Finally, (S17) is equivalent to (S30) by $\text{var}(W_1) = I$. \square

Our previous lemma characterized $\mathcal{B}(r_X, r_Y, c)$. The next lemma characterizes every element of this set which is not equal to β_{med} . By treating the element β_{med} separately, we obtain an even simpler characterization of the elements in $\mathcal{B}(r_X, r_Y, c)$. Let $\text{devsq}(z) = \frac{\text{var}(Y^\perp X, W_1)}{\text{var}(X^\perp W_1)} \frac{z^2}{\text{var}(X^\perp W_1) - z^2}$.

Lemma S3. Let $\text{var}(Y, X, W_1)$ be positive definite. Let $b \neq \beta_{\text{med}}$. Then $b \in \mathcal{B}(r_X, r_Y, c)$ if and only if there exists $z \in \mathbb{R} \setminus \{0\}$ such that the following hold:

$$k_1 - b k_0 = r'_Y \left(z \sqrt{1 - \|c\|^2} (\sigma_{W_1, Y} - b \sigma_{W_1, X}) - (k_1 - b k_0) c \right) \quad (\text{S31})$$

$$z = r'_X \left(\sqrt{1 - \|c\|^2} \sigma_{W_1, X} - c z \right) \quad (\text{S32})$$

$$z^2 < k_0 \quad (\text{S33})$$

$$(b - \beta_{\text{med}})^2 < \text{devsq}(z) \quad (\text{S34})$$

$$\|c\|^2 < 1. \quad (\text{S35})$$

Proof of Lemma S3. Step 1 (\Rightarrow). First we show that $b \in \mathcal{B}(r_X, r_Y, c)$ implies (S31)–(S35) hold for some $z \in \mathbb{R} \setminus \{0\}$.

By Lemma S2, $b \in \mathcal{B}(r_X, r_Y, c)$ is equivalent to the existence of $(p_1, g_1) \in \mathbb{R}^{d_1} \times \mathbb{R}^{d_1}$ such that equations (S25)–(S30) hold. Fix such $(p_1, g_1) \in \mathbb{R}^{d_1} \times \mathbb{R}^{d_1}$ and let $z = p'_1 r_X \sqrt{1 - \|c\|^2}$.

First we show that $z \neq 0$. By equation (S30), $\sqrt{1 - \|c\|^2} \neq 0$. By equation (S25) and $b \neq \beta_{\text{med}} = k_1/k_0$, $p'_1 r_X \neq 0$. Therefore $z \neq 0$.

Second, we show that (S25) implies (S31). Multiplying both sides of (S25) by $(1 + r'_Y c)$, we have

$$\begin{aligned} (k_1 - bk_0)(1 + r'_Y c) &= (p'_1 r_X)(1 - \|c\|^2)r'_Y(g_1(1 + r'_Y c)) \\ &= r'_Y(\sigma_{W_1, Y} - b\sigma_{W_1, X})(p'_1 r_X)(1 - \|c\|^2) \\ &= r'_Y(\sigma_{W_1, Y} - b\sigma_{W_1, X})z\sqrt{1 - \|c\|^2}. \end{aligned}$$

The second line follows from (S26) and the last line follows by the definition of z . Rearranging the last equality yields (S31).

Third, we show that (S32) holds for this choice of z . Note that $p_1 = \sigma_{W_1, X} - c(p'_1 r_X)$. Thus

$$z = r'_X p_1 \sqrt{1 - \|c\|^2} = r'_X(\sigma_{W_1, X} - c(p'_1 r_X))\sqrt{1 - \|c\|^2} = r'_X(\sigma_{W_1, X} \sqrt{1 - \|c\|^2} - cz).$$

Fourth, equation (S16) implies (S33) by substituting $p'_1 r_X \sqrt{1 - \|c\|^2} = z$, which gives $z^2 < k_0$.

Fifth, we show equation (S34) holds. From equation (S28), we can write

$$k_0(\beta_{\text{med}} - b)^2 + \text{var}(Y^{\perp X, W_1}) > (g'_1 r_Y)^2(1 - \|c\|^2) = \frac{(k_1 - bk_0)^2}{(p'_1 r_X)^2(1 - \|c\|^2)} = \frac{k_0^2(\beta_{\text{med}} - b)^2}{z^2}$$

where the first equality follows from (S25). Rearranging this inequality and recalling that $k_0 > z^2$, we obtain (S34). Finally, note that equations (S30) and (S35) are identical.

Step 2 (\Leftarrow). We show that if equations (S31)–(S35) hold for some $z \in \mathbb{R} \setminus \{0\}$ then $b \in \mathcal{B}(r_X, r_Y, c)$.

Let

$$p_1 = \sigma_{W_1, X} - c \frac{z}{\sqrt{1 - \|c\|^2}} \quad \text{and} \quad g_1 = \sigma_{W_1, Y} - b\sigma_{W_1, X} - c \frac{k_1 - bk_0}{z\sqrt{1 - \|c\|^2}}.$$

First, we verify (S25). By the definition of p_1 and equation (S32), $p'_1 r_X \sqrt{1 - \|c\|^2} = z$. Similarly, by the definition of g_1 and equation (S31), $g'_1 r_Y \sqrt{1 - \|c\|^2} = (k_1 - bk_0)/z$. Therefore $(p'_1 r_X)(g'_1 r_Y)(1 - \|c\|^2) = z \cdot (k_1 - bk_0)/z = k_1 - bk_0$ hence equation (S25) holds.

Second, using equation (S31), we verify (S26):

$$\begin{aligned} (I + cr'_Y)g_1 &= (I + cr'_Y) \left(\sigma_{W_1, Y} - b\sigma_{W_1, X} - c \frac{k_1 - bk_0}{z\sqrt{1 - \|c\|^2}} \right) \\ &= \sigma_{W_1, Y} - b\sigma_{W_1, X} + c \left((\sigma_{W_1, Y} - b\sigma_{W_1, X})' r_Y \right) - c \frac{(1 + r'_Y c)(k_1 - bk_0)}{z\sqrt{1 - \|c\|^2}} \\ &= \sigma_{W_1, Y} - b\sigma_{W_1, X}. \end{aligned}$$

Third, using equation (S32), we verify (S27):

$$(I + cr'_X)p_1 = \sigma_{W_1, X} + c(r'_X \sigma_{W_1, X}) - c \frac{(1 + r'_X c)z}{\sqrt{1 - \|c\|^2}} = \sigma_{W_1, X} + c(r'_X \sigma_{W_1, X}) - c(r'_X \sigma_{W_1, X}) = \sigma_{W_1, X}.$$

Fourth, since $z^2 < k_0$ by inequality (S33), inequality (S34) yields after rearrangement ($k_1 -$

$bk_0)^2k_0 < z^2(k_1 - bk_0)^2 + z^2(k_2k_0 - k_1^2)$. Using this inequality we find that

$$(g'_1 r_Y)^2(1 - \|c\|^2) = \frac{k_0(k_1 - bk_0)^2}{k_0 z^2} < \frac{z^2(k_1 - bk_0)^2 + z^2(k_2k_0 - k_1^2)}{k_0 z^2} = k_0(b - \beta_{\text{med}})^2 + \text{var}(Y^{\perp X}, W_1).$$

Therefore inequality (S28) holds.

Finally, we see that $(p'_1 r_X)^2(1 - \|c\|^2) = z^2 < k_0$ by equation (S33). Therefore inequality (S29) holds. Note that equations (S30) and (S35) are identical. We have shown that equations (S25)–(S30) hold for given values of (p_1, g_1) . Hence $b \in \mathcal{B}(r_X, r_Y, c)$ by Lemma S2. \square

For the next several lemmas, we use the function

$$z_X(r_X, c) = \frac{r'_X \sigma_{W_1, X} \sqrt{1 - \|c\|^2}}{1 + r'_X c}.$$

This function is well defined for all (r_X, c) such that $r'_X c \neq -1$. When $r'_X c \neq -1$, equation (S32) is equivalent to $z = z_X(r_X, c)$. The following lemma examines the set $\mathcal{B}(r_X, r_Y, c)$ when $r_Y = 0$.

Lemma S4. Let $\text{var}(Y, X, W_1)$ be positive definite. Let $\|c\| < 1$. Then

$$\mathcal{B}(r_X, 0, c) = \{\beta_{\text{med}}\}$$

if and only if there exists a $p_1 \in \mathbb{R}^{d_1}$ such that equations (S27) and (S29) hold. In particular, $\mathcal{B}(r_X, 0, c) = \{\beta_{\text{med}}\}$ for all (r_X, c) such that $r'_X c \neq -1$ and $z_X(r_X, c)^2 < k_0$.

Proof of Lemma S4. (\Rightarrow) Suppose $\mathcal{B}(r_X, 0, c) = \{\beta_{\text{med}}\}$. By Lemma S2, there exists a $p_1 \in \mathbb{R}^{d_1}$ such that (S27) and (S29) hold.

(\Leftarrow) Conversely, let $p_1 \in \mathbb{R}^{d_1}$ be such that (S27) and (S29) hold. Then, letting $b = \beta_{\text{med}}$ and $g_1 = \sigma_{W_1, Y} - \beta_{\text{med}} \sigma_{W_1, X}$, we can see that equations (S25)–(S27) and (S29)–(S30) hold. Under these choices, equation (S28) is equivalent to $0 < \text{var}(Y^{\perp X}, W_1)$, which holds the positive definiteness of $\text{var}(Y, X, W_1)$. Thus equations (S25)–(S30) hold, and $\beta_{\text{med}} \in \mathcal{B}(r_X, 0, c)$ by Lemma S2. Lastly, note that any $b \in \mathcal{B}(r_X, 0, c)$ must satisfy equation (S25). Setting $r_Y = 0$ in this equation implies that such a b must equal β_{med} . Altogether we have shown that $\{\beta_{\text{med}}\} = \mathcal{B}(r_X, 0, c)$.

We conclude by proving the final sentence of the lemma. Suppose (r_X, c) are such that $r'_X c \neq -1$ and $z_X(r_X, c)^2 < k_0$. Then, since $I + r_X c'$ is invertible when $r'_X c \neq -1$ (Abadir and Magnus 2005, exercise 4.28 with $A = I$), we can let $p_1 = (I + cr'_X)^{-1} \sigma_{W_1, X}$. Then $r'_X \sigma_{W_1, X} = r'_X (I + cr'_X) p_1 = r'_X p_1 (1 + c'r_X)$, and therefore $r'_X p_1 = (1 + r'_X c)^{-1} r'_X \sigma_{W_1, X}$. Thus

$$(r'_X p_1)^2(1 - \|c\|^2) = (1 + r'_X c)^{-2} (r'_X \sigma_{W_1, X})^2(1 - \|c\|^2) = z_X(r_X, c)^2 < k_0.$$

Hence equation (S29) holds. By the first part of the proof we therefore have $\mathcal{B}(r_X, 0, c) = \{\beta_{\text{med}}\}$. \square

Let

$$A(\bar{r}_X, \underline{c}, \bar{c}) = \{(r_X, c, b, z) \in \mathbb{R}^{d_1} \times \mathbb{R}^{d_1} \times \mathbb{R} \times \mathbb{R} \setminus \{0\} : \|r_X\| \leq \bar{r}_X, \|c\| \in [\underline{c}, \bar{c}], \text{(S32)–(S35) hold}\}.$$

This is the set of (r_X, c, b, z) that satisfies four of the five equations in the characterization of $\mathcal{B}(r_X, r_Y, c)$ given in Lemma S3. Our next lemma provides an analytical characterization of the smallest value of $\|r_Y\|$ such that the fifth and final equation (numbered (S31)) in the characterization of Lemma S3 holds for that r_Y . Recall that the function $r_Y(z, c, b)$ is defined just prior to the statement of Theorem S2 in section 4.2.

Lemma S5. Let $\text{var}(Y, X, W_1)$ be positive definite. Fix $(r_X, c, b, z) \in A(\bar{r}_X, \underline{c}, \bar{c})$. Then

$$\inf \left\{ \|r_Y\| : r_Y \in \mathbb{R}^{d_1}, k_1 - bk_0 = r'_Y \left(z\sqrt{1 - \|c\|^2}(\sigma_{W_1, Y} - b\sigma_{W_1, X}) - (k_1 - bk_0)c \right) \right\} = \underline{r}_Y(z, c, b).$$

Proof of Lemma S5. Recall that the equation in the infimum is equation (S31). And recall

$$\begin{aligned} \mathcal{D} &= \mathbb{R} \times \{c \in \mathbb{R}^{d_1} : \|c\| < 1\} \times \mathbb{R} \\ \mathcal{D}^0 &= \{(z, c, b) \in \mathcal{D} : z\sqrt{1 - \|c\|^2}(\sigma_{W_1, Y} - b\sigma_{W_1, X}) - (k_1 - k_0b)c \neq 0\}. \end{aligned}$$

The set \mathcal{D} is the set of feasible values of (z, c, b) , while \mathcal{D}^0 is the subset of (z, c, b) values such that the coefficient on r_Y in equation (S31) is nonzero.

We compute the infimum in the lemma by considering three different cases.

Case 1. $b = \beta_{\text{med}}$. In this case, $b = \beta_{\text{med}}$ implies $k_1 - bk_0 = 0$. So when $r_Y = 0$, equation (S31) holds for all (z, c) . Thus the infimum equals 0.

Case 2. $b \neq \beta_{\text{med}}$ and $(z, c, b) \in \mathcal{D} \setminus \mathcal{D}^0$. In this case, $b \neq \beta_{\text{med}}$ implies $k_1 - bk_0 \neq 0$. Also, $(z, c, b) \notin \mathcal{D}^0$ implies $z\sqrt{1 - \|c\|^2}(\sigma_{W_1, Y} - b\sigma_{W_1, X}) - (k_1 - bk_0)c = 0$. So there are no r_Y for which equation (S31) holds. Thus the infimum of $\|r_Y\|$ is $+\infty$.

Case 3. $b \neq \beta_{\text{med}}$ and $(z, c, b) \in \mathcal{D}^0$. Applying the Cauchy-Schwarz inequality to equation (S31), we find that

$$\begin{aligned} |k_1 - bk_0| &= \left| r'_Y \left(z\sqrt{1 - \|c\|^2}(\sigma_{W_1, Y} - b\sigma_{W_1, X}) - c(k_1 - bk_0) \right) \right| \\ &\leq \|r_Y\| \left\| z\sqrt{1 - \|c\|^2}(\sigma_{W_1, Y} - b\sigma_{W_1, X}) - c(k_1 - bk_0) \right\|. \end{aligned}$$

Rearranging this inequality gives

$$\|r_Y\| \geq \left\| z\sqrt{1 - \|c\|^2}(\sigma_{W_1, Y} - b\sigma_{W_1, X}) - (k_1 - k_0b)c \right\|^{-1} |k_1 - k_0b|,$$

where the denominator is nonzero since $(z, c, b) \in \mathcal{D}^0$. This lower bound is attained by letting $r_Y = r_Y^*(z, c, b)$ where

$$r_Y^*(z, c, b) = (k_1 - bk_0) \frac{z\sqrt{1 - \|c\|^2}(\sigma_{W_1, Y} - b\sigma_{W_1, X}) - (k_1 - bk_0)c}{\left\| z\sqrt{1 - \|c\|^2}(\sigma_{W_1, Y} - b\sigma_{W_1, X}) - (k_1 - bk_0)c \right\|^2}.$$

By construction, equation (S31) is satisfied when $r_Y = r_Y^*(z, c, b)$. Since it attains the lower bound,

$$\inf \left\{ \|r_Y\| : r_Y \in \mathbb{R}^{d_1}, \text{(S31) holds for } (r_Y, z, c, b) \right\} = \|r_Y^*(z, c, b)\|$$

Finally, note that $\|r_Y^*(z, c, b)\| = \underline{r}_Y(z, c, b)$. □

To the state the next lemma, define the following bounds for b :

$$\underline{b}(z) = \beta_{\text{med}} - \sqrt{\text{devsq}(z)} \quad \text{and} \quad \bar{b}(z) = \beta_{\text{med}} + \sqrt{\text{devsq}(z)}.$$

Lemma S6. Let $\text{var}(Y, X, W_1)$ be positive definite. Let $\sigma_{W_1, Y} \neq \sigma_{X, Y}\sigma_{W_1, X}$ and $\|c\| < 1$. For any

(r_X, c) such that $r'_X c \neq -1$ and $0 < z_X(r_X, c)^2 < k_0$, we have

$$\bigcup_{r_Y \in \mathbb{R}^{d_1}} \mathcal{B}(r_X, r_Y, c) = (\underline{b}(z_X(r_X, c)), \bar{b}(z_X(r_X, c))) \setminus \mathcal{B}^0(z_X(r_X, c), c)$$

where $\mathcal{B}^0(z_X(r_X, c), c)$ is a set containing at most one point.

Proof of Lemma S6. Recall that by Lemma S3, for $b \neq \beta_{\text{med}}$, $b \in \mathcal{B}(r_X, r_Y, c)$ if and only if (S31)–(S35) hold for some $z \in \mathbb{R} \setminus \{0\}$. We will show two characterizations:

1. First, given $r'_X c \neq -1$, $z_X(r_X, c)^2 < k_0$, and $\|c\| < 1$, (S32) and (S33) hold if and only if $z = z_X(r_X, c)$. This can be obtained directly from equation (S32) and $1 + r'_X c \neq 0$.
2. Next, assuming $z = z_X(r_X, c)$, (S34) can be written as $(b - \beta_{\text{med}})^2 < \text{devsq}(z_X(r_X, c))$, which is equivalent to $b \in (\underline{b}(z_X(r_X, c)), \bar{b}(z_X(r_X, c)))$.

Therefore, $b \neq \beta_{\text{med}}$ satisfies $b \in \mathcal{B}(r_X, r_Y, c)$ if and only if $b \in (\underline{b}(z_X(r_X, c)), \bar{b}(z_X(r_X, c)))$ and $k_1 - bk_0 = r'_Y \left(z_X(r_X, c) \sqrt{1 - \|c\|^2} (\sigma_{W_1, Y} - b\sigma_{W_1, X}) - c(k_1 - bk_0) \right)$.

We now compute $\bigcup_{r_Y \in \mathbb{R}^{d_1}} \mathcal{B}(r_X, r_Y, c)$. Focusing first on the case where $b \neq \beta_{\text{med}}$, we obtain

$$\begin{aligned} & \bigcup_{r_Y \in \mathbb{R}^{d_1}} \mathcal{B}(r_X, r_Y, c) \setminus \{\beta_{\text{med}}\} \\ &= \bigcup_{r_Y \in \mathbb{R}^{d_1}} \left\{ b \in (\underline{b}(z_X(r_X, c)), \bar{b}(z_X(r_X, c))) \setminus \{\beta_{\text{med}}\} : \right. \\ & \quad \left. k_1 - bk_0 = r'_Y \left(z_X(r_X, c) \sqrt{1 - \|c\|^2} (\sigma_{W_1, Y} - b\sigma_{W_1, X}) - c(k_1 - bk_0) \right) \right\} \\ &= \{b \in (\underline{b}(z_X(r_X, c)), \bar{b}(z_X(r_X, c))) \setminus \{\beta_{\text{med}}\} : (z_X(r_X, c), c, b) \in \mathcal{D}^0\} \\ &= (\underline{b}(z_X(r_X, c)), \bar{b}(z_X(r_X, c))) \setminus (\{b \in \mathbb{R} : (z_X(r_X, c), c, b) \in \mathcal{D} \setminus \mathcal{D}^0\} \cup \{\beta_{\text{med}}\}) \\ &\equiv (\underline{b}(z_X(r_X, c)), \bar{b}(z_X(r_X, c))) \setminus (\mathcal{B}^0(z_X(r_X, c), c) \cup \{\beta_{\text{med}}\}). \end{aligned}$$

The second equality follows since, as we showed in the proof of Lemma S5, for any (r_X, c, b, z) such that $b \neq \beta_{\text{med}}$ and such that (S32)–(S35) hold, $\{r_Y \in \mathbb{R}^{d_1} : \text{(S31) holds for } (r_Y, c, b, z)\} \neq \emptyset$ if and only if $(z, c, b) \in \mathcal{D}^0$. In the last line we defined

$$\mathcal{B}^0(z_X(r_X, c), c) = \{b \in \mathbb{R} : (z_X(r_X, c), c, b) \in \mathcal{D} \setminus \mathcal{D}^0\}.$$

We next show this set is either a singleton or empty. Recall that $(z, c, b) \in \mathcal{D} \setminus \mathcal{D}^0$ if and only if

$$\begin{aligned} 0 &= z\sqrt{1 - \|c\|^2}(\sigma_{W_1, Y} - b\sigma_{W_1, X}) - (k_1 - bk_0)c \\ &= \left(z\sqrt{1 - \|c\|^2}\sigma_{W_1, Y} - k_1c \right) - b \left(z\sqrt{1 - \|c\|^2}\sigma_{W_1, X} - k_0c \right) \\ &\equiv A_0(z, c) - bA_1(z, c). \end{aligned}$$

For a given (z, c) this is system of linear equations in b . Thus it has at most one solution unless the vectors $A_0(z, c)$ and $A_1(z, c)$ satisfy $A_0(z, c) = A_1(z, c) = 0$. This happens if and only if

$$z\sqrt{1 - \|c\|^2}\sigma_{W_1, Y} = k_1c \quad \text{and} \quad z\sqrt{1 - \|c\|^2}\sigma_{W_1, X} = k_0c.$$

Since $z \neq 0$ in this set and $\|c\| < 1$, we have $z\sqrt{1-\|c\|^2} \neq 0$. Thus $A_0(z, c) = A_1(z, c) = 0$ implies $\sigma_{W_1, Y}$ is proportional to $\sigma_{W_1, X}$, which is ruled out by $\sigma_{W_1, Y} \neq \sigma_{X, Y}\sigma_{W_1, X}$. This shows that there is at most one value b such that $(z_X(r_X, c), c, b) \in \mathcal{D} \setminus \mathcal{D}^0$.

To complete the proof, recall that by Lemma S4, $\{\beta_{\text{med}}\} = \mathcal{B}(r_X, 0, c)$ since $r'_X c \neq -1$ and $z_X(r_X, c)^2 < k_0$. Therefore $\beta_{\text{med}} \in \bigcup_{r_Y \in \mathbb{R}^{d_1}} \mathcal{B}(r_X, r_Y, c)$ and the lemma's statement holds. \square

Our next lemma shows that the following function is a bound for $z_X(\cdot)$:

$$\bar{z}_X(\bar{r}_X, \underline{c}, \bar{c}) = \begin{cases} \frac{\bar{r}_X \|\sigma_{W_1, X}\| \sqrt{1 - \max\{\min\{\bar{r}_X, \bar{c}\}, \underline{c}\}^2}}{1 - \bar{r}_X \max\{\min\{\bar{r}_X, \bar{c}\}, \underline{c}\}} & \text{if } \bar{r}_X \bar{c} < 1 \\ +\infty & \text{if } \bar{r}_X \bar{c} \geq 1. \end{cases}$$

Lemma S7. Suppose $\sigma_{W_1, X} \neq 0$, $\bar{r}_X \geq 0$, and $0 \leq \underline{c} \leq \bar{c} \leq 1$ where $\underline{c} < 1$. Then

$$\sup\{|z_X(r_X, c)| : \|r_X\| \leq \bar{r}_X, \|c\| \in [\underline{c}, \bar{c}], \|c\| \neq 1\} = \bar{z}_X(\bar{r}_X, \underline{c}, \bar{c}).$$

Proof of Lemma S7. Recall that, by definition,

$$|z_X(r_X, c)| = \frac{|r'_X \sigma_{W_1, X}| \sqrt{1 - \|c\|^2}}{|1 + r'_X c|}.$$

We prove the result by considering two cases.

Case 1: Suppose $\bar{c}\bar{r}_X \geq 1$. In this case, by definition, $\bar{z}_X(\bar{r}_X, \underline{c}, \bar{c})^2 = +\infty$. It therefore suffices to show that there exists a sequence $\{(r_X^{(n)}, c^{(n)}) : \|r_X^{(n)}\| \leq \bar{r}_X, \|c^{(n)}\| \in [\underline{c}, \bar{c}], \|c^{(n)}\| \neq 1\}$ such that $z_X(r_X, c)^2$ diverges to $+\infty$ along this sequence. When $\underline{c} < \bar{c}$, define the sequences

$$r_X^{(n)} = -\frac{n-1}{n} \frac{1}{\bar{c}\|\sigma_{W_1, X}\|} \sigma_{W_1, X} \quad \text{and} \quad c^{(n)} = \frac{n-1}{n} \frac{\bar{c}}{\|\sigma_{W_1, X}\|} \sigma_{W_1, X}.$$

for all n . First we check that these sequences satisfies the norm constraints:

$$\|r_X^{(n)}\| = \left\| -\frac{n-1}{n} \frac{1}{\bar{c}\|\sigma_{W_1, X}\|} \sigma_{W_1, X} \right\| = \frac{n-1}{n\bar{c}} \leq \frac{(n-1)\bar{r}_X}{n} < \bar{r}_X$$

since $\bar{c}\bar{r}_X \geq 1$, and $\|c^{(n)}\| = \left\| \frac{n-1}{n} \frac{\bar{c}}{\|\sigma_{W_1, X}\|} \sigma_{W_1, X} \right\| = \frac{n-1}{n} \cdot \bar{c} < \bar{c}$. In particular, note that $\|c^{(n)}\| \neq 1$ and $\|c^{(n)}\| \geq \underline{c}$ for all sufficiently large n . Next we evaluate the function $|z_X(\cdot, \cdot)|$ along this sequence:

$$|z_X(r_X^{(n)}, c^{(n)})| = \frac{\frac{n-1}{n} \frac{\|\sigma_{W_1, X}\|}{\bar{c}} \sqrt{1 - \bar{c}^2 \left(\frac{n-1}{n}\right)^2}}{1 - \left(\frac{n-1}{n}\right)^2} = \frac{\|\sigma_{W_1, X}\|}{\bar{c}} \sqrt{\frac{(n-1)^2 (n^2 - \bar{c}^2 (n-1)^2)}{(2n-1)^2}}.$$

Since $\|\sigma_{W_1, X}\| \neq 0$ by $\sigma_{W_1, X} \neq 0$, this expression is nonzero for all n . The term inside the square root goes to $+\infty$ by L'Hospital's rule. Thus $\lim_{n \rightarrow \infty} |z_X(r_X^{(n)}, c^{(n)})| = +\infty$. When $\underline{c} = \bar{c}$ we can use the same argument, replacing the $c^{(n)}$ sequence by $c^{(n)} = \bar{c}\sigma_{W_1, X}/\|\sigma_{W_1, X}\|$, noting that $\underline{c} = \bar{c}$ implies $\bar{c} < 1$ by our lemma's assumptions.

Case 2: Suppose $\bar{c}\bar{r}_X < 1$. Consider (r_X, c) such that $\|r_X\| \leq \bar{r}_X$ and $\|c\| \leq \bar{c}$. By the Cauchy

Schwarz inequality, $|r'_X \sigma_{W_1, X}| \leq \|r_X\| \|\sigma_{W_1, X}\|$ and $1 + r'_X c \geq 1 - \|r_X\| \|c\| \geq 1 - \bar{r}_X \bar{c} > 0$. Therefore

$$|z_X(r_X, c)| = \frac{|r'_X \sigma_{W_1, X}| \sqrt{1 - \|c\|^2}}{|1 + r'_X c|} \leq \frac{\|r_X\| \|\sigma_{W_1, X}\| \sqrt{1 - \|c\|^2}}{1 - \|r_X\| \|c\|} \equiv f(\|r_X\|, \|c\|).$$

This implies that

$$\begin{aligned} \sup\{|z_X(r_X, c)| : \|r_X\| \leq \bar{r}_X, \|c\| \in [\underline{c}, \bar{c}]\} &\leq \sup\{f(\|r_X\|, \|c\|) : \|r_X\| \leq \bar{r}_X, \|c\| \in [\underline{c}, \bar{c}]\} \\ &= \sup\{f(a_X, a_c) : (a_X, a_c) \in [0, \bar{r}_X] \times [\underline{c}, \bar{c}]\}. \end{aligned}$$

Next we show that $\sup\{f(a_X, a_c) : (a_X, a_c) \in [0, \bar{r}_X] \times [\underline{c}, \bar{c}]\} = \bar{z}(\bar{r}_X, \underline{c}, \bar{c})$. To see this, first note that $f(a_X, a_c)$ is continuous on $[0, \bar{r}_X] \times [\underline{c}, \bar{c}]$, a compact set. $f(a_X, a_c)$ is nondecreasing in a_X for any $a_c \in [\underline{c}, \bar{c}]$. Hence $f(a_X, a_c) \leq f(\bar{r}_X, a_c)$ for any $(a_X, a_c) \in [0, \bar{r}_X] \times [\underline{c}, \bar{c}]$.

To maximize $f(\bar{r}_X, a_c)$ over $a_c \in [\underline{c}, \bar{c}]$, consider the derivative of $f(\bar{r}_X, a_c)$ with respect to a_c :

$$\frac{\partial f(\bar{r}_X, a_c)}{\partial a_c} = \bar{r}_X \|\sigma_{W_1, X}\| \frac{-a_c(1 - \bar{r}_X a_c) + \bar{r}_X(1 - a_c^2)}{\sqrt{1 - a_c^2(1 - \bar{r}_X a_c)^2}} = \frac{\bar{r}_X \|\sigma_{W_1, X}\| (\bar{r}_X - a_c)}{\sqrt{1 - a_c^2(1 - \bar{r}_X a_c)^2}}.$$

Examining this derivative when $\bar{r}_X > 0$, $a_c = \bar{r}_X$ maximizes $f(\bar{r}_X, a_c)$ when $\bar{r}_X \in [\underline{c}, \bar{c}]$, the upper boundary value $a_c = \bar{c}$ maximizes it when $\bar{r}_X > \bar{c}$, and the lower boundary value $a_c = \underline{c}$ maximizes it when $\bar{r}_X < \underline{c}$. Hence $\operatorname{argmax}\{f(\bar{r}_X, a_c) : a_c \in [0, \bar{c}]\} = \max\{\min\{\bar{r}_X, \bar{c}\}, \underline{c}\}$. If $\bar{r}_X = 0$, $f(\bar{r}_X, a_c)$ is constant and is trivially maximized at $a_c = \max\{\min\{\bar{r}_X, \bar{c}\}, \underline{c}\}$.

Putting the previous few steps together gives

$$\sup\{|z_X(r_X, c)| : \|r_X\| \leq \bar{r}_X, \|c\| \in [\underline{c}, \bar{c}]\} \leq f(\bar{r}_X, \max\{\min\{\bar{r}_X, \bar{c}\}, \underline{c}\}) = \bar{z}_X(\bar{r}_X, \underline{c}, \bar{c}).$$

We conclude the proof by showing that the inequality in fact holds with equality. We do this by finding (r_X^*, c^*) such that $\|r_X^*\| \leq \bar{r}_X$, $\|c^*\| \in [\underline{c}, \bar{c}]$, and such that $|z_X(r_X^*, c^*)| = \bar{z}_X(\bar{r}_X, \underline{c}, \bar{c})$. Let

$$r_X^* = \frac{\bar{r}_X}{\|\sigma_{W_1, X}\|} \sigma_{W_1, X} \quad \text{and} \quad c^* = -\frac{\max\{\min\{\bar{r}_X, \bar{c}\}, \underline{c}\}}{\|\sigma_{W_1, X}\|} \sigma_{W_1, X}.$$

Note that $\|r_X^*\| \leq \bar{r}_X$ and $\|c^*\| = \max\{\min\{\bar{r}_X, \bar{c}\}, \underline{c}\} \in [\underline{c}, \bar{c}]$. Moreover,

$$|z_X(r_X^*, c^*)| = \frac{|r'_X \sigma_{W_1, X}| \sqrt{1 - \|c^*\|^2}}{|1 + r'_X c^*|} = \frac{\bar{r}_X \|\sigma_{W_1, X}\| \sqrt{1 - \max\{\min\{\bar{r}_X, \bar{c}\}, \underline{c}\}^2}}{1 - \bar{r}_X \max\{\min\{\bar{r}_X, \bar{c}\}, \underline{c}\}} \equiv \bar{z}_X(\bar{r}_X, \underline{c}, \bar{c}).$$

Finally note that $\|c^*\| \neq 1$ since $\|c^*\| = \max\{\min\{\bar{r}_X, \bar{c}\}, \underline{c}\}$ and $\bar{r}_X \bar{c} < 1$. \square

We use the next two lemmas to prove our third main result, Theorem S2. Recall that the function $p(z, c; \bar{r}_X)$ is defined just prior to the statement of Theorem S2 in section 4.2.

Lemma S8. Assume $\sigma_{W_1, X} \neq 0$. Fix (z, c, \bar{r}_X) such that $z^2 < k_0$, $\|c\| < 1$, $\bar{r}_X \geq 0$. Then $p(z, c; \bar{r}_X) \geq 0$ if and only if there exists an $r_X \in \mathbb{R}^{d_1}$ with $\|r_X\| \leq \bar{r}_X$ such that

$$z = r'_X (\sigma_{W_1, X} \sqrt{1 - \|c\|^2} - cz). \quad (\text{S32})$$

Proof of Lemma S8. Let $(z, c, \bar{r}_X) \in \mathbb{R} \times \mathbb{R}^{d_1} \times \mathbb{R}_{\geq 0}$ be such that $\|c\| < 1$ and $z^2 < k_0$.

(\Rightarrow) Suppose $p(z, c; \bar{r}_X) \geq 0$. We will construct an $r_X \in \mathbb{R}^{d_1}$ with $\|r_X\| \leq \bar{r}_X$ and such that equation (S32) holds. We consider two cases.

1. Suppose $z = 0$. Let $r_X = 0$. Then $\|r_X\| \leq \bar{r}_X$ and $z = r'_X(\sigma_{W_1,X}\sqrt{1-\|c\|^2} - cz)$ holds trivially.
2. Suppose $z \neq 0$. Let $r_X = \|\sigma_{W_1,X}\sqrt{1-\|c\|^2} - zc\|^{-2}z(\sigma_{W_1,X}\sqrt{1-\|c\|^2} - zc)$. r_X is well defined since $\|\sigma_{W_1,X}\sqrt{1-\|c\|^2} - zc\|^2 = (p(z, c; \bar{r}_X) + z^2)/\bar{r}_X^2 > 0$ by $z \neq 0$ and $p(z, c; \bar{r}_X) \geq 0$. Also note that $p(z, c; \bar{r}_X) \geq 0$ and $z \neq 0$ together imply that $\bar{r}_X > 0$. Next, $\|r_X\| \leq \bar{r}_X$ follows from

$$\begin{aligned}\|r_X\|^2 &= \|\sigma_{W_1,X}\sqrt{1-\|c\|^2} - zc\|^{-2}z^2 \\ &= \|\sigma_{W_1,X}\sqrt{1-\|c\|^2} - zc\|^{-2} \left(-p(z, c; \bar{r}_X) + \bar{r}_X^2 \|\sigma_{W_1,X}\sqrt{1-\|c\|^2} - zc\|^2 \right) \\ &\leq \bar{r}_X^2\end{aligned}$$

and $p(z, c; \bar{r}_X) \geq 0$. Finally, we can verify that

$$r'_X(\sigma_{W_1,X}\sqrt{1-\|c\|^2} - cz) = \frac{z(\sigma_{W_1,X}\sqrt{1-\|c\|^2} - zc)'(\sigma_{W_1,X}\sqrt{1-\|c\|^2} - zc)}{\|\sigma_{W_1,X}\sqrt{1-\|c\|^2} - zc\|^2} = z.$$

(\Leftarrow) Suppose there exists an r_X such that $\|r_X\| \leq \bar{r}_X$ and $z = r'_X(\sigma_{W_1,X}\sqrt{1-\|c\|^2} - cz)$. Then

$$z^2 = (r'_X(\sigma_{W_1,X}\sqrt{1-\|c\|^2} - cz))^2 \leq \|r_X\|^2 \|\sigma_{W_1,X}\sqrt{1-\|c\|^2} - zc\|^2 \leq \bar{r}_X^2 \|\sigma_{W_1,X}\sqrt{1-\|c\|^2} - zc\|^2.$$

The first inequality follows from Cauchy-Schwarz and the second from $\|r_X\| \leq \bar{r}_X$. Subtracting z^2 from both sides yields $p(z, c; \bar{r}_X) \geq 0$. \square

The next lemma allows us to search over $c \in \text{span}\{\sigma_{W_1,X}, \sigma_{W_1,Y}\}$ rather than \mathbb{R}^{d_1} , reducing the dimension of the minimization problem by $d_1 - 2$.

Lemma S9. Suppose $(\sigma_{W_1,X}, \sigma_{W_1,Y})$ are linearly independent and $d_1 \geq 2$. Let $b \neq \beta_{\text{med}}$, $z \in \mathbb{R} \setminus \{0\}$, $\bar{r}_X \geq 0$, and $[\underline{c}, \bar{c}] \subseteq [0, 1]$. Then

$$\begin{aligned}\inf\{r_Y(z, c, b) : p(z, c; \bar{r}_X) \geq 0, c \in \mathbb{R}^{d_1}, \|c\| \in [\underline{c}, \bar{c}], \|c\| < 1\} \\ = \inf\{r_Y(z, c, b) : p(z, c; \bar{r}_X) \geq 0, c \in \text{span}\{\sigma_{W_1,X}, \sigma_{W_1,Y}\}, \|c\| \in [\underline{c}, \bar{c}], \|c\| < 1\}.\end{aligned}$$

Proof of Lemma S9. If $d_1 = 2$ the lemma follows immediately because $\mathbb{R}^{d_1} = \text{span}\{\sigma_{W_1,X}, \sigma_{W_1,Y}\}$. So suppose $d_1 > 2$. We break this proof in two parts.

Part 1: We first show that for any $a \in [\underline{c}, \bar{c}]$ with $a < 1$,

$$\text{argmin}\{r_Y(z, c, b) : p(z, c; \bar{r}_X) \geq 0, c \in \mathbb{R}^{d_1}, \|c\| = a\} \subseteq \text{span}\{\sigma_{W_1,X}, \sigma_{W_1,Y}\}.$$

We prove this by contrapositive: we fix $c_{\text{outside}} \in \mathbb{R}^{d_1} \setminus \text{span}\{\sigma_{W_1,X}, \sigma_{W_1,Y}\}$ and show $c_{\text{outside}} \notin \text{argmin}\{r_Y(z, c, b) : p(z, c; \bar{r}_X) \geq 0, c \in \mathbb{R}^{d_1}, \|c\| = a\}$. Note that such a point exists since $d_1 > 2 = \dim(\text{span}\{\sigma_{W_1,X}, \sigma_{W_1,Y}\})$. Let

$$B(a, z, \bar{r}_X) = \{c \in \mathbb{R}^{d_1} : p(z, c; \bar{r}_X) \geq 0, \|c\| = a\}$$

denote the constraint set. The result holds immediately if $c_{\text{outside}} \notin B(a, z, \bar{r}_X)$, so suppose $c_{\text{outside}} \in B(a, z, \bar{r}_X)$. It therefore suffices to construct a $c_{\text{better}} \in \text{span}\{\sigma_{W_1,X}, \sigma_{W_1,Y}\}$ with $c_{\text{better}} \in B(a, z, \bar{r}_X)$ and $r_Y(z, c_{\text{better}}, b) < r_Y(z, c_{\text{outside}}, b)$.

By Gram-Schmidt orthogonalization, the vectors

$$v_1 = \frac{\sigma_{W_1,X}}{\|\sigma_{W_1,X}\|} \quad \text{and} \quad v_2 = \frac{\|\sigma_{W_1,X}\|^2 \sigma_{W_1,Y} - (\sigma'_{W_1,Y} \sigma_{W_1,X}) \sigma_{W_1,X}}{\|\sigma_{W_1,X}\| \sqrt{\|\sigma_{W_1,Y}\|^2 - (\sigma'_{W_1,X} \sigma_{W_1,Y})^2}}$$

form an orthonormal basis for the subspace $\text{span}\{\sigma_{W_1,X}, \sigma_{W_1,Y}\}$, since we assumed $\sigma_{W_1,X}$ and $\sigma_{W_1,Y}$ are linearly independent. Since we can write $\mathbb{R}^{d_1} = \text{span}\{v_1, v_2\} \oplus \text{span}\{v_1, v_2\}^\perp$, c_{outside} can be uniquely represented as $c_{\text{outside}} = a_1 v_1 + a_2 v_2 + a_3 v_3$ where (a_1, a_2, a_3) are such that $a_1^2 + a_2^2 + a_3^2 = a^2$, $v_3 \in \text{span}\{v_1, v_2\}^\perp$, and $\|v_3\| = 1$. Since $c_{\text{outside}} \notin \text{span}\{\sigma_{W_1,X}, \sigma_{W_1,Y}\}$, $a_3 \neq 0$. Define

$$c^+ = a_1 v_1 + \left(\sqrt{a_2^2 + a_3^2} \right) v_2 \quad \text{and} \quad c^- = a_1 v_1 - \left(\sqrt{a_2^2 + a_3^2} \right) v_2.$$

These points satisfy $c^+, c^- \in \text{span}\{\sigma_{W_1,X}, \sigma_{W_1,Y}\}$ and $\|c^+\| = \|c^-\| = \|c_{\text{outside}}\| = a$. In fact, we will show that one of c^+ or c^- is the desired point c_{better} . To do this, we have to show that (i) $c^+, c^- \in B(a, z, \bar{r}_X)$ and (ii) $\min\{\underline{r}_Y(z, c^+, b), \underline{r}_Y(z, c^-, b)\} < \underline{r}_Y(z, c_{\text{outside}}, b)$.

Step (i). Here we show that c^+ and c^- are in the constraint set $B(a, z, \bar{r}_X)$. We already showed $\|c^+\| = \|c^-\| = a$ so we now show $p(z, c; \bar{r}_X) \geq 0$ for $c = c^+, c^-$. To do this, write

$$p(z, c; \bar{r}_X) = z^2(\|c\|^2 \bar{r}_X^2 - 1) - 2z \bar{r}_X^2 (\sigma'_{W_1,X} c) \sqrt{1 - \|c\|^2} + \bar{r}_X^2 \|\sigma_{W_1,X}\|^2 (1 - \|c\|^2),$$

which follows by expanding $p(z, c; \bar{r}_X)$. Since $\|c^+\| = \|c^-\| = \|c_{\text{outside}}\| = a$, $v'_1 \sigma_{W_1,X} = \|\sigma_{W_1,X}\|$, and $v'_2 \sigma_{W_1,X} = v'_3 \sigma_{W_1,X} = 0$, evaluating this function at any of $c \in \{c_{\text{outside}}, c^+, c^-\}$ returns the same value:

$$p(z, c; \bar{r}_X) = z^2(a^2 \bar{r}_X^2 - 1) - 2a_1 z \bar{r}_X^2 \|\sigma_{W_1,X}\| \sqrt{1 - a^2} + \bar{r}_X^2 \|\sigma_{W_1,X}\|^2 (1 - a^2).$$

Since $c_{\text{outside}} \in B(a, z, \bar{r}_X)$, $p(z, c_{\text{outside}}; \bar{r}_X) \geq 0$. Hence we must also have $p(z, c^+; \bar{r}_X) \geq 0$ and $p(z, c^-; \bar{r}_X) \geq 0$. Thus $c^+, c^- \in B(a, z, \bar{r}_X)$.

Step (ii). Next we show that either $\underline{r}_Y(z, c^+, b) < \underline{r}_Y(z, c_{\text{outside}}, b)$ or $\underline{r}_Y(z, c^-, b) < \underline{r}_Y(z, c_{\text{outside}}, b)$.

First, we have

$$z \sqrt{1 - \|c_{\text{outside}}\|^2} (\sigma_{W_1,X} - b \sigma_{W_1,Y}) - (k_1 - k_0 b) c_{\text{outside}} \neq 0.$$

To see this, note that this quantity is a linear combination of $(\sigma_{W_1,X}, \sigma_{W_1,Y}, c_{\text{outside}})$. Its coefficients are nonzero because $b \neq \beta_{\text{med}}$, $z \neq 0$, and $\|c_{\text{outside}}\| = a$ where $a < 1$. Moreover, $\sigma_{W_1,X}$ and $\sigma_{W_1,Y}$ are linearly independent, and c_{outside} is not in $\text{span}\{\sigma_{W_1,X}, \sigma_{W_1,Y}\}$. This linear independence therefore implies that the linear combination cannot be zero. Thus $(z, c_{\text{outside}}, b) \in \mathcal{D}^0$ by definition of \mathcal{D}^0 . By definition of $\underline{r}_Y(z, c, b)$, we therefore have $0 < \underline{r}_Y(z, c_{\text{outside}}, b) < \infty$. Consequently, $\underline{r}_Y(z, c_{\text{outside}}, b)^{-1}$ is well defined.

For any c with $\|c\| = a$, expanding the norm in $\underline{r}_Y(z, c, b)$ gives

$$\begin{aligned} & \underline{r}_Y(z, c, b)^{-2} \\ &= \frac{z^2(1 - a^2) \|\sigma_{W_1,Y} - b \sigma_{W_1,X}\|^2 - 2z ((\sigma_{W_1,Y} - b \sigma_{W_1,X})' c) \sqrt{1 - a^2} (k_1 - b k_0) + a^2 (k_1 - b k_0)^2}{(k_1 - b k_0)^2}. \end{aligned}$$

Therefore

$$\begin{aligned}
& \underline{r}_Y(z, c^+, b)^{-2} - \underline{r}_Y(z, c_{\text{outside}}, b)^{-2} \\
&= 2z\sqrt{1-a^2}(k_1 - bk_0)^{-1}(\sigma_{W_1, Y} - b\sigma_{W_1, X})'(c_{\text{outside}} - c^+) \\
&= 2z\sqrt{1-a^2}(k_1 - bk_0)^{-1}(\sigma_{W_1, Y} - b\sigma_{W_1, X})'(a_2v_2 + a_3v_3 - \sqrt{a_2^2 + a_3^2}v_2) \\
&= 2z\sqrt{1-a^2}(k_1 - bk_0)^{-1}((\sigma_{W_1, Y} - b\sigma_{W_1, X})'v_2)(a_2 - \sqrt{a_2^2 + a_3^2}).
\end{aligned}$$

The last line follows since $v_3 \in \text{span}\{\sigma_{W_1, X}, \sigma_{W_1, Y}\}^\perp$. Likewise,

$$\underline{r}_Y(z, c^-, b)^{-2} - \underline{r}_Y(z, c_{\text{outside}}, b)^{-2} = 2z\sqrt{1-a^2}(k_1 - bk_0)^{-1}((\sigma_{W_1, Y} - b\sigma_{W_1, X})'v_2)(a_2 + \sqrt{a_2^2 + a_3^2}).$$

Recall that $z \neq 0$ by assumption, $a^2 < 1$, and $k_1 \neq bk_0$ by $b \neq \beta_{\text{med}}$. Since $a_3 \neq 0$,

$$a_2 - \sqrt{a_2^2 + a_3^2} < 0 < a_2 + \sqrt{a_2^2 + a_3^2}.$$

Therefore $\underline{r}_Y(z, c^-, b)^{-2} - \underline{r}_Y(z, c_{\text{outside}}, b)^{-2}$ and $\underline{r}_Y(z, c^+, b)^{-2} - \underline{r}_Y(z, c_{\text{outside}}, b)^{-2}$ are of opposite signs. This implies $\min\{\underline{r}_Y(z, c^+, b), \underline{r}_Y(z, c^-, b)\} < \underline{r}_Y(z, c_{\text{outside}}, b)$.

Part 2: We finish by showing that the result of Part 1 implies the lemma's claim. We have

$$\begin{aligned}
& \inf\{\underline{r}_Y(z, c, b) : p(z, c; \bar{r}_X) \geq 0, c \in \mathbb{R}^{d_1}, \|c\| \in [\underline{c}, \bar{c}], \|c\| < 1\} \\
&= \inf\{\inf\{\underline{r}_Y(z, c, b) : p(z, c; \bar{r}_X) \geq 0, c \in \mathbb{R}^{d_1}, \|c\| = a\} : a \in [\underline{c}, \bar{c}], a < 1\} \\
&= \inf\{\inf\{\underline{r}_Y(z, c, b) : p(z, c; \bar{r}_X) \geq 0, c \in \text{span}\{\sigma_{W_1, X}, \sigma_{W_1, Y}\}, \|c\| = a\} : a \in [\underline{c}, \bar{c}], a < 1\} \\
&= \inf\{\underline{r}_Y(z, c, b) : p(z, c; \bar{r}_X) \geq 0, c \in \text{span}\{\sigma_{W_1, X}, \sigma_{W_1, Y}\}, \|c\| \in [\underline{c}, \bar{c}], \|c\| < 1\}.
\end{aligned}$$

The first and third equality follow from a sequential minimization. The second equality follows from follows from part 1 of this proof. \square

J.2 Proofs of Main Results

We prove Theorem S1 first since Theorem 4 will be shown as the special case where $[\underline{c}, \bar{c}] = [0, 1]$.

Proof of Theorem S1. Let $\mathcal{R}(\bar{r}_X, \underline{c}, \bar{c}) = \{(r_X, c) \in \mathbb{R}^{d_1} \times \mathbb{R}^{d_1} : \|r_X\| \leq \bar{r}_X, \|c\| \in [\underline{c}, \bar{c}], \|c\| \neq 1\}$. Note that

$$\mathcal{B}_I(\bar{r}_X, \underline{c}, \bar{c}) = \bigcup_{(r_X, r_Y, c) : \|r_X\| \leq \bar{r}_X, \|c\| \in [\underline{c}, \bar{c}]} \mathcal{B}(r_X, r_Y, c) = \bigcup_{(r_X, c) \in \mathcal{R}(\bar{r}_X, \underline{c}, \bar{c}), r_Y \in \mathbb{R}^{d_1}} \mathcal{B}(r_X, r_Y, c).$$

The first equality holds by Theorem S3 and the second follows since $\|c\| < 1$ holds whenever $b \in \mathcal{B}(r_X, r_Y, c)$ by definition. We consider the two cases specified in the theorem statement separately.

Case 1. $\bar{z}_X(\bar{r}_X, \underline{c}, \bar{c})^2 < k_0$.

By Lemma S7, $z_X(r_X, c)^2 \leq \bar{z}_X(\bar{r}_X, \underline{c}, \bar{c})^2$ for all $(r_X, c) \in \mathcal{R}(\bar{r}_X, \underline{c}, \bar{c})$. Combining this fact with $\bar{z}_X(\bar{r}_X, \underline{c}, \bar{c})^2 < k_0 < \infty$ and the fact that the denominator of $z_X(r_X, c)^2$ is $(1 + r_X'c)^2$, we have

$r'_X c \neq -1$ for all $(r_X, c) \in \mathcal{R}(\bar{r}_X, \underline{c}, \bar{c})$. Partition $\mathcal{R}(\bar{r}_X, \underline{c}, \bar{c}) = \mathcal{R}^0(\bar{r}_X, \underline{c}, \bar{c}) \cup \mathcal{R}^{\neq 0}(\bar{r}_X, \underline{c}, \bar{c})$ where

$$\begin{aligned}\mathcal{R}^0(\bar{r}_X, \underline{c}, \bar{c}) &= \{(r_X, c) \in \mathcal{R}(\bar{r}_X, \underline{c}, \bar{c}) : z_X(r_X, c) = 0\} \\ \mathcal{R}^{\neq 0}(\bar{r}_X, \underline{c}, \bar{c}) &= \{(r_X, c) \in \mathcal{R}(\bar{r}_X, \underline{c}, \bar{c}) : z_X(r_X, c) \neq 0\}.\end{aligned}$$

This partition lets us write

$$\mathcal{B}_I(\bar{r}_X, \underline{c}, \bar{c}) = \left\{ \bigcup_{(r_X, c) \in \mathcal{R}^0(\bar{r}_X, \underline{c}, \bar{c}), r_Y \in \mathbb{R}^{d_1}} \mathcal{B}(r_X, r_Y, c) \right\} \cup \left\{ \bigcup_{(r_X, c) \in \mathcal{R}^{\neq 0}(\bar{r}_X, \underline{c}, \bar{c}), r_Y \in \mathbb{R}^{d_1}} \mathcal{B}(r_X, r_Y, c) \right\}.$$

Next we characterize each of these unions.

1. First suppose b be in the union on the left. Then there is a $(r_X, c) \in \mathcal{R}^0(\bar{r}_X, \underline{c}, \bar{c})$ and $r_Y \in \mathbb{R}^{d_1}$ such that $b \in \mathcal{B}(r_X, r_Y, c)$. By the definition of $z_X(r_X, c)$ and by $\|c\|^2 < 1$, this implies $r'_X \sigma_{W_1, X} = 0$. Using equation (S27) and $1 + r'_X c \neq 0$, we get that $r'_X p_1 = 0$. Using equation (S25), this implies $b = \beta_{\text{med}}$. Thus we have shown that any element in the union on the left must be β_{med} . This union is nonempty since $(0, \iota_{d_1} / \|\iota_{d_1}\| \cdot \underline{c}) \in \mathcal{R}^0(\bar{r}_X, \underline{c}, \bar{c})$ and we can show $\beta_{\text{med}} \in \mathcal{B}(0, 0, \iota_{d_1} / \|\iota_{d_1}\| \cdot \underline{c})$ by selecting $p_1 = \sigma_{W_1, X}$ and $g_1 = \sigma_{W_1, Y} - \beta_{\text{med}} \sigma_{W_1, X}$ and by applying Lemma S2. Thus we conclude that $\left\{ \bigcup_{(r_X, c) \in \mathcal{R}^0(\bar{r}_X, \underline{c}, \bar{c}), r_Y \in \mathbb{R}^{d_1}} \mathcal{B}(r_X, r_Y, c) \right\} = \{\beta_{\text{med}}\}$.

2. Next consider $(r_X, c) \in \mathcal{R}^{\neq 0}(\bar{r}_X, \underline{c}, \bar{c})$. By Lemma S7, $0 < z_X(r_X, c)^2 \leq \bar{z}_X(\bar{r}_X, \underline{c}, \bar{c})^2 < k_0$ for all $(r_X, c) \in \mathcal{R}^{\neq 0}(\bar{r}_X, \underline{c}, \bar{c})$. So Lemma S6 shows that, for all $(r_X, c) \in \mathcal{R}^{\neq 0}(\bar{r}_X, \underline{c}, \bar{c})$,

$$\bigcup_{r_Y \in \mathbb{R}^{d_1}} \mathcal{B}(r_X, r_Y, c) = (\underline{b}(z_X(r_X, c)), \bar{b}(z_X(r_X, c))) \setminus \mathcal{B}^0(z_X(r_X, c), c).$$

Using these characterizations of the two partition sets gives

$$\begin{aligned}\mathcal{B}_I(\bar{r}_X, \underline{c}, \bar{c}) &= \{\beta_{\text{med}}\} \cup \bigcup_{(r_X, c) \in \mathcal{R}^{\neq 0}(\bar{r}_X, \underline{c}, \bar{c})} (\underline{b}(z_X(r_X, c)), \bar{b}(z_X(r_X, c))) \setminus \mathcal{B}^0(z_X(r_X, c), c) \\ &= \{\beta_{\text{med}}\} \cup \bigcup_{(r_X, c) \in \mathcal{R}(\bar{r}_X, \underline{c}, \bar{c})} (\underline{b}(z_X(r_X, c)), \bar{b}(z_X(r_X, c))) \setminus \mathcal{B}^0(z_X(r_X, c), c).\end{aligned}$$

The second line follows since $(\underline{b}(z_X(r_X, c)), \bar{b}(z_X(r_X, c))) = \emptyset$ when $z_X(r_X, c) = 0$. We can now derive our desired expression for $\underline{B}(\bar{r}_X, \underline{c}, \bar{c})$ as follows:

$$\begin{aligned}\underline{B}(\bar{r}_X, \underline{c}, \bar{c}) &= \inf \mathcal{B}_I(\bar{r}_X, \underline{c}, \bar{c}) \\ &= \inf \left[\{\beta_{\text{med}}\} \cup \left(\bigcup_{(r_X, c) \in \mathcal{R}(\bar{r}_X, \underline{c}, \bar{c})} (\underline{b}(z_X(r_X, c)), \bar{b}(z_X(r_X, c))) \setminus \mathcal{B}^0(z_X(r_X, c), c) \right) \right] \\ &= \inf \{ \underline{b}(z_X(r_X, c)) : (r_X, c) \in \mathcal{R}(\bar{r}_X, \underline{c}, \bar{c}) \} \\ &= \beta_{\text{med}} - \sup \left\{ \sqrt{\text{devsq}(z_X(r_X, c))} : \|r_X\| \leq \bar{r}_X, \|c\| \in [\underline{c}, \bar{c}], \|c\| \neq 1 \right\}.\end{aligned}$$

The first line follows by definition. The second line follows by our above derivations. In the third line we used the fact that $\underline{b}(z) \leq \beta_{\text{med}}$ for all $z \geq 0$. The fourth line follows by the definition of $\underline{b}(\cdot)$. Next, recall that $\text{devsq}(z) = z^2 (k_2/k_0 - \beta_{\text{med}}^2) / (k_0 - z^2)$. By $k_2 k_0 > k_1^2$ (from Cauchy-Schwarz and assumption A1), $\text{devsq}(z)$ is increasing in $|z|$ over all $z^2 < k_0$. Therefore, since $z_X(r_X, c)^2 < k_0$

for all $(r_X, c) \in \mathcal{R}(\bar{r}_X, \underline{c}, \bar{c})$, Lemma S7 implies that the infimum of $\underline{b}(z_X(r_X, c))$ is attained at $\underline{B}(\bar{r}_X, \underline{c}, \bar{c}) = \beta_{\text{med}} - \sqrt{\text{devsq}(\bar{z}_X(\bar{r}_X, \underline{c}, \bar{c}))}$. The analysis for $\bar{B}(\bar{r}_X, \underline{c}, \bar{c})$ is analogous.

Case 2. $\bar{z}_X(\bar{r}_X, \underline{c}, \bar{c})^2 \geq k_0$.

Let $\{\bar{r}_X^{(n)}\}$ be a sequence such that $\bar{r}_X^{(n)} \leq \bar{r}_X$ and $\bar{z}_X(\bar{r}_X^{(n)}, \underline{c}, \bar{c})^2 < k_0$ for all $n \in \mathbb{N}$. Then

$$\bar{B}(\bar{r}_X, \underline{c}, \bar{c}) \geq \bar{B}(\bar{r}_X^{(n)}, \underline{c}, \bar{c}) = \beta_{\text{med}} + \sqrt{\frac{\bar{z}_X(\bar{r}_X^{(n)}, \underline{c}, \bar{c})^2(k_2/k_0 - \beta_{\text{med}}^2)}{k_0 - \bar{z}_X(\bar{r}_X^{(n)}, \underline{c}, \bar{c})^2}}$$

for all $n \in \mathbb{N}$. The equality follows by our analysis in Case 1, since $\bar{z}_X(\bar{r}_X^{(n)}, \underline{c}, \bar{c})^2 < k_0$. Suppose $\bar{z}_X(\bar{r}_X^{(n)}, \underline{c}, \bar{c})^2 \nearrow k_0$ as $n \rightarrow \infty$. Then

$$\lim_{n \rightarrow \infty} \left(\beta_{\text{med}} + \sqrt{\frac{\bar{z}_X(\bar{r}_X^{(n)}, \underline{c}, \bar{c})^2(k_2/k_0 - \beta_{\text{med}}^2)}{k_0 - \bar{z}_X(\bar{r}_X^{(n)}, \underline{c}, \bar{c})^2}} \right) = +\infty.$$

This follows from $\lim_{z \nearrow k_0} z^2/(k_0 - z^2) = +\infty$ and from $k_0 > 0$. This would be sufficient to obtain $\bar{B}(\bar{r}_X, \underline{c}, \bar{c}) = +\infty$. So all that remains to be shown is that there exists such a sequence $\{\bar{r}_X^{(n)}\}$ with $\bar{r}_X^{(n)} \leq \bar{r}_X$ and $\bar{z}_X(\bar{r}_X^{(n)}, \underline{c}, \bar{c})^2 \nearrow k_0$ as $n \rightarrow \infty$. We consider two cases.

1. Suppose $\underline{c} = \bar{c} = 0$. Then $\bar{z}_X(\bar{r}_X^{(n)}, \underline{c}, \bar{c})^2 = (\bar{r}_X^{(n)})^2 \|\sigma_{W_1, X}\|^2$. Recall that $\|\sigma_{W_1, X}\| \neq 0$ by A4. Since $\bar{r}_X^2 \|\sigma_{W_1, X}\|^2 \geq k_0$, we can find a sequence $\bar{r}_X^{(n)}$ such that $\bar{r}_X^{(n)} \leq \bar{r}_X$ and $k_0 - (\bar{r}_X^{(n)})^2 \|\sigma_{W_1, X}\|^2 \searrow 0$.

2. Suppose $\bar{c} > 0$. To ensure that $\bar{z}_X(\bar{r}_X^{(n)}, \underline{c}, \bar{c})^2 < k_0$ for all $n \in \mathbb{N}$, we need that $\bar{r}_X^{(n)} \bar{c} < 1$. Thus our sequence must satisfy $\bar{r}_X^{(n)} < 1/\bar{c}$. Next notice that $\bar{z}_X(\bar{r}_X^{(n)}, \underline{c}, \bar{c})^2$ is continuous in $\bar{r}_X^{(n)}$ over the set $[0, 1/\bar{c})$. Moreover, its range on this set is $[0, \infty)$. This follows from continuity combined with the boundary values $\bar{z}_X(0, \underline{c}, \bar{c}) = 0$ and

$$\lim_{\bar{r}_X \nearrow 1/\bar{c}} \bar{z}_X(\bar{r}_X, \underline{c}, \bar{c}) = \lim_{\bar{r}_X \nearrow 1/\bar{c}} \frac{\bar{r}_X \|\sigma_{W_1, X}\| \sqrt{1 - \max\{\min\{\bar{c}, \bar{r}_X\}, \underline{c}\}^2}}{1 - \bar{r}_X \max\{\min\{\bar{r}_X, \bar{c}\}, \underline{c}\}} = +\infty.$$

To see the second equality, note that $1/\bar{c} \geq 1$ since $\bar{c} \leq 1$. Hence $\max\{\min\{\bar{r}_X, \bar{c}\}, \underline{c}\} \rightarrow \max\{\bar{c}, \underline{c}\} = \bar{c}$ as $\bar{r}_X \nearrow 1/\bar{c}$. So $1 - \bar{r}_X \bar{c} \rightarrow 0$ along this sequence and thus the denominator converges to zero. The numerator converges the constant $(1/\bar{c}) \|\sigma_{W_1, X}\| \sqrt{1 - \bar{c}^2}$. For $\bar{c} < 1$, putting these results together shows that the desired sequence $\bar{r}_X^{(n)}$ exists. For $\bar{c} = 1$, any sequence $\bar{r}_X^{(n)} \nearrow 1$ has $\max\{\min\{\bar{r}_X^{(n)}, \bar{c}\}, \underline{c}\} = \bar{r}_X^{(n)}$ and hence $\bar{z}_X(\bar{r}_X^{(n)}, \underline{c}, \bar{c}) = \frac{\bar{r}_X^{(n)}}{\sqrt{1 - (\bar{r}_X^{(n)})^2}} \|\sigma_{W_1, X}\|$ for n sufficiently large, which converges to $+\infty$ as $\bar{r}_X^{(n)} \nearrow 1$. The proof of $\underline{B}(\bar{r}_X, \underline{c}, \bar{c}) = -\infty$ is analogous.

□

Proof of Theorem 4. This result follows as a corollary of Theorem S1 by setting $[\underline{c}, \bar{c}] = [0, 1]$, and by showing that the scalar W_2 assumption is a normalization, which we do next. Our approach here is similar to how Altonji et al. (2005) and Oster (2019) allow for vector unobservables.

To distinguish the vector from scalar case, let \widetilde{W}_2 denote the vector of unobservables. Then equation (2) is written as

$$X = \pi_1' W_1 + \widetilde{\pi}_2' \widetilde{W}_2 + X^{\perp W_1, \widetilde{W}_2}.$$

Write

$$\widetilde{\pi}_2' \widetilde{W}_2 = \sqrt{\text{var}(\widetilde{\pi}_2' \widetilde{W}_2)} \cdot \frac{\widetilde{\pi}_2' \widetilde{W}_2}{\sqrt{\text{var}(\widetilde{\pi}_2' \widetilde{W}_2)}} \equiv \pi_2 \cdot W_2.$$

Thus we define π_2 to be the standard deviation of the index $\widetilde{\pi}_2' \widetilde{W}_2$ and define W_2 to be the standardized version of this index. Using this definition of W_2 , we can now apply Theorem S1. Note that this approach does not require researchers to specify whether they think W_2 is a vector or not a priori. Finally, observe the following:

1. By construction, $\text{var}(W_2) = 1$.
2. Next we'll show that this generalization is consistent with our analysis of the scalar W_2 case. Specifically, suppose \widetilde{W}_2 is scalar. Then

$$\pi_2 = \sqrt{\text{var}(\widetilde{\pi}_2 \widetilde{W}_2)} = |\widetilde{\pi}_2| \sqrt{\text{var}(\widetilde{W}_2)}$$

and

$$W_2 = \frac{\widetilde{W}_2}{\sqrt{\text{var}(\widetilde{W}_2)}}.$$

Thus W_2 is the standardized version of the original unobserved covariate and π_2 is the standardized version of its coefficient.

3. Consider A3. Using the above definition of W_2 , it is equivalent to

$$\sqrt{\text{var}(\widetilde{\pi}_2' \widetilde{W}_2)} \leq \bar{r}_X \cdot \sqrt{\text{var}(\pi_1' W_1)}.$$

Thus the interpretation of this assumption does not change when the unobservables are a vector.

4. Consider the following two regressions:
 - (a) OLS of Y on $(1, X, W_1, \widetilde{W}_2)$. Denote the coefficient on X by $\beta_{\text{long,vec}}$. Let $(\gamma_{1,\text{vec}}, \gamma_{2,\text{vec}})$ denote the coefficients on (W_1, \widetilde{W}_2) .
 - (b) OLS of Y on $(1, X, W_1, \widetilde{\pi}_2' \widetilde{W}_2)$. Denote the coefficient on X by $\beta_{\text{long,index}}$. Let $(\gamma_{1,\text{index}}, \gamma_{2,\text{index}})$ denote the coefficients on $(W_1, \widetilde{\pi}_2' \widetilde{W}_2)$.

Then we have $\beta_{\text{long,vec}} = \beta_{\text{long,index}}$. To see this, by definition of $(\pi_1, \widetilde{\pi}_2)$ as linear projection coefficients, we have

$$X = \pi_1' W_1 + \widetilde{\pi}_2' \widetilde{W}_2 + X^{\perp W_1, \widetilde{W}_2}.$$

Consequently, the coefficients on $(W_1, \widetilde{\pi}_2' \widetilde{W}_2)$ from a linear projection of X on $(1, W_1, \widetilde{\pi}_2' \widetilde{W}_2)$ are $(\pi_1, 1)$. That is, we can write

$$X = \pi_1' W_1 + 1 \cdot (\widetilde{\pi}_2' \widetilde{W}_2) + X^{\perp W_1, \widetilde{\pi}_2' \widetilde{W}_2}.$$

This implies that $X^{\perp W_1, \widetilde{W}_2} = X^{\perp W_1, \widetilde{\pi}'_2 \widetilde{W}_2}$. Hence, by the FWL theorem,

$$\beta_{\text{long,vec}} = \frac{\text{cov}(Y, X^{\perp W_1, \widetilde{W}_2})}{\text{var}(X^{\perp W_1, \widetilde{W}_2})} = \frac{\text{cov}(Y, X^{\perp W_1, \widetilde{\pi}'_2 \widetilde{W}_2})}{\text{var}(X^{\perp W_1, \widetilde{\pi}'_2 \widetilde{W}_2})} = \beta_{\text{long,index}}.$$

This shows that the definition of the parameter of interest, β_{long} , does not depend on whether W_2 is a vector or a scalar. □

Proof of Corollary 1. Note that we can equivalently write

$$\bar{r}_X^{\text{bp}} = \inf\{\bar{r}_X \geq 0 : b \in \mathcal{B}_I(\bar{r}_X) \text{ for some } b \leq 0\}.$$

If $\beta_{\text{med}} \geq 0$, then

$$\begin{aligned} \bar{r}_X^{\text{bp}} &= \inf\{\bar{r}_X \geq 0 : b \in [\underline{B}(\bar{r}_X), \overline{B}(\bar{r}_X)] \text{ for some } b \leq 0\} \\ &= \inf\left\{\bar{r}_X \geq 0 : \frac{\text{var}(Y^{\perp X, W_1})}{\text{var}(X^{\perp W_1})} \cdot \frac{\bar{r}_X^2 R_{X \sim W_1}^2}{1 - R_{X \sim W_1}^2 - \bar{r}_X^2} = \beta_{\text{med}}^2\right\}. \end{aligned}$$

The second line follows by monotonicity and continuity of $\underline{B}(\bar{r}_X)$. The same equality holds when $\beta_{\text{med}} \leq 0$. Thus \bar{r}_X^{bp} is the unique non-negative solution to $\beta_{\text{med}}^2 = \text{dev}(\bar{r}_X)^2$. To complete the proof, we solve for this solution. First note that

$$\beta_{\text{med}}^2 \frac{\text{var}(X^{\perp W_1})}{\text{var}(Y^{\perp W_1})} \equiv R_{Y \sim X \bullet W_1}^2 \quad \text{and} \quad \frac{\text{var}(Y^{\perp X, W_1})}{\text{var}(Y^{\perp W_1})} = \frac{\text{var}(Y)(1 - R_{Y \sim X, W_1}^2)}{\text{var}(Y)(1 - R_{Y \sim W_1}^2)} = 1 - R_{Y \sim X \bullet W_1}^2.$$

Thus, multiplying by $\text{var}(X^{\perp W_1})/\text{var}(Y^{\perp W_1})$, \bar{r}_X^{bp} solves

$$(1 - R_{Y \sim X \bullet W_1}^2) \frac{(\bar{r}_X^{\text{bp}})^2 R_{X \sim W_1}^2}{1 - R_{X \sim W_1}^2 - (\bar{r}_X^{\text{bp}})^2} = R_{Y \sim X \bullet W_1}^2$$

or

$$(\bar{r}_X^{\text{bp}})^2 (R_{X \sim W_1}^2 (1 - R_{Y \sim X \bullet W_1}^2) + R_{Y \sim X \bullet W_1}^2) = R_{Y \sim X \bullet W_1}^2 (1 - R_{X \sim W_1}^2).$$

$$\text{Therefore } \bar{r}_X^{\text{bp}} = \left(R_{Y \sim X \bullet W_1}^2 / \left(\frac{R_{X \sim W_1}^2}{1 - R_{X \sim W_1}^2} + R_{Y \sim X \bullet W_1}^2 \right) \right)^{1/2}. \quad \square$$

Proof of Theorem S2. Note that we can equivalently write

$$\bar{r}_Y^{\text{bf}}(\bar{r}_X, \underline{c}, \bar{c}) = \inf\{\bar{r}_Y \geq 0 : b \in \mathcal{B}_I(\bar{r}_X, \bar{r}_Y, \underline{c}, \bar{c}) \text{ for some } b \leq \underline{b}\}.$$

We use this version in our proof. We will consider each case stated in the theorem separately.

Case 1 If $\underline{b} \geq \beta_{\text{med}}$, then $\bar{r}_Y^{\text{bf}}(\bar{r}_X, \underline{c}, \bar{c}; \underline{b}) = 0$.

By Theorem S1, $\beta_{\text{med}} \in \mathcal{B}_I(\bar{r}_X, 0, \underline{c}, \bar{c})$. We then have $\inf\{\bar{r}_Y \geq 0 : b \in \mathcal{B}_I(\bar{r}_X, \bar{r}_Y, \underline{c}, \bar{c}) \text{ for some } b \leq \underline{b}\} = 0$ by letting $b = \beta_{\text{med}} \leq \underline{b}$.

Case 2 If $\underline{B}(\bar{r}_X, \underline{c}, \bar{c}) > \underline{b}$, then $\bar{r}_Y^{\text{bf}}(\bar{r}_X, \underline{c}, \bar{c}; \underline{b}) = +\infty$.

Note that $\mathcal{B}_I(\bar{r}_X, \bar{r}_Y, \underline{c}, \bar{c}) \subseteq \mathcal{B}_I(\bar{r}_X, +\infty, \underline{c}, \bar{c}) \subseteq [\underline{B}(\bar{r}_X, \underline{c}, \bar{c}), \bar{B}(\bar{r}_X, \underline{c}, \bar{c})]$. Therefore,

$$\begin{aligned} & \{\bar{r}_Y \geq 0 : b \in \mathcal{B}_I(\bar{r}_X, \bar{r}_Y, \underline{c}, \bar{c}) \text{ for some } b \leq \underline{b}\} \\ & \subseteq \{\bar{r}_Y \geq 0 : b \in [\underline{B}(\bar{r}_X, \underline{c}, \bar{c}), \bar{B}(\bar{r}_X, \underline{c}, \bar{c})] \text{ for some } b \leq \underline{b}\} = \emptyset \end{aligned}$$

since $\underline{B}(\bar{r}_X, \underline{c}, \bar{c}) > \underline{b}$. Hence $\inf\{\bar{r}_Y \geq 0 : b \in \mathcal{B}_I(\bar{r}_X, \bar{r}_Y, \underline{c}, \bar{c}) \text{ for some } b \leq \underline{b}\} = +\infty$.

Case 3 If $\underline{B}(\bar{r}_X, \underline{c}, \bar{c}) \leq \underline{b} < \beta_{\text{med}}$.

First, note that

$$\begin{aligned} & \bar{r}_Y^{\text{bf}}(\bar{r}_X, \underline{c}, \bar{c}, \underline{b}) \\ & = \inf\{\bar{r}_Y \geq 0 : b \in \mathcal{B}_I(\bar{r}_X, \bar{r}_Y, \underline{c}, \bar{c}) \text{ for some } b \leq \underline{b}\} \\ & = \inf\{\bar{r}_Y \geq 0 : \text{There is a } (b, r_X, r_Y, c) \text{ s.t. } b \in \mathcal{B}(r_X, r_Y, c), \|r_X\| \leq \bar{r}_X, \|r_Y\| \leq \bar{r}_Y, \|c\| \in [\underline{c}, \bar{c}], b \leq \underline{b}\} \\ & = \inf\{\|r_Y\| : \text{There is a } (b, r_X, r_Y, c) \text{ s.t. } b \in \mathcal{B}(r_X, r_Y, c), \|r_X\| \leq \bar{r}_X, r_Y \in \mathbb{R}^{d_1}, \|c\| \in [\underline{c}, \bar{c}], b \leq \underline{b}\} \\ & = \inf \left\{ \|r_Y\| : r_Y \in \bigcup_{\|r_X\| \leq \bar{r}_X, \|c\| \in [\underline{c}, \bar{c}], b \leq \underline{b}} \{r_Y \in \mathbb{R}^{d_1} : b \in \mathcal{B}(r_X, r_Y, c)\} \right\}. \end{aligned}$$

The second equality follows from the definition of $\mathcal{B}_I(\bar{r}_X, \bar{r}_Y, \underline{c}, \bar{c})$. The third holds because $\bar{r}_Y \geq \|r_Y\|$, so it is minimized by setting $\bar{r}_Y = \|r_Y\|$.

Next we can write

$$\begin{aligned} & \bigcup_{\|r_X\| \leq \bar{r}_X, \|c\| \in [\underline{c}, \bar{c}], b \leq \underline{b}} \{r_Y \in \mathbb{R}^{d_1} : b \in \mathcal{B}(r_X, r_Y, c)\} \\ & = \bigcup_{\|r_X\| \leq \bar{r}_X, \|c\| \in [\underline{c}, \bar{c}], b \leq \underline{b}} \{r_Y \in \mathbb{R}^{d_1} : \text{(S31)–(S35) hold for } (r_X, r_Y, c, b, z) \text{ and for some } z \in \mathbb{R} \setminus \{0\}\} \\ & = \bigcup_{\|r_X\| \leq \bar{r}_X, \|c\| \in [\underline{c}, \bar{c}], b \leq \underline{b}} \{r_Y \in \mathbb{R}^{d_1} : \text{(S31) holds for } (r_X, r_Y, c, b, z) \text{ where } (r_X, c, b, z) \in A(\bar{r}_X, \underline{c}, \bar{c}), z \in \mathbb{R} \setminus \{0\}\} \\ & = \bigcup_{(r_X, c, b, z) \in A(\bar{r}_X, \underline{c}, \bar{c}), b \leq \underline{b}} \{r_Y \in \mathbb{R}^{d_1} : \text{(S31) holds for } (r_X, r_Y, c, b, z)\}. \end{aligned}$$

The first equality follows by Lemma S3, which we can apply since we consider b satisfying $b \leq \underline{b} < \beta_{\text{med}}$. The second equality follows by definition of the set $A(\bar{r}_X, \underline{c}, \bar{c})$. The third equality follows since the inequalities $\|r_X\| \leq \bar{r}_X$ and $\|c\| \in [\underline{c}, \bar{c}]$ are part of the definition of $A(\bar{r}_X, \underline{c}, \bar{c})$. Thus

$$\begin{aligned} & \bar{r}_Y^{\text{bf}}(\bar{r}_X, \underline{c}, \bar{c}, \underline{b}) \\ & = \inf \left\{ \|r_Y\| : r_Y \in \bigcup_{(r_X, c, b, z) \in A(\bar{r}_X, \underline{c}, \bar{c}), b \leq \underline{b}} \{r_Y \in \mathbb{R}^{d_1} : \text{(S31) holds for } (r_X, r_Y, c, b, z)\} \right\} \\ & = \inf \left\{ \inf \{ \|r_Y\| : r_Y \in \mathbb{R}^{d_1}, \text{(S31) holds for } (r_X, r_Y, c, b, z) \} : (r_X, c, b, z) \in A(\bar{r}_X, \underline{c}, \bar{c}), b \leq \underline{b} \right\} \\ & = \inf \{ \underline{r}_Y(z, c, b) : (r_X, c, b, z) \in A(\bar{r}_X, \underline{c}, \bar{c}), b \leq \underline{b} \}. \end{aligned}$$

The last line follows by Lemma S5. We have just shown that $\bar{r}_Y^{\text{bf}}(\bar{r}_X, \underline{c}, \bar{c}, \underline{b})$ can be computed as the solution to a constrained minimization problem with objective function $\underline{r}_Y(z, c, b)$. We complete

the proof by showing that the constraints $(r_X, c, b, z) \in A(\bar{r}_X, \underline{c}, \bar{c}), b \leq \underline{b}$ here are equivalent to the constraints given in the statement of the theorem.

The constraint set is

$$\begin{aligned}
& \{(r_X, c, b, z) \in A(\bar{r}_X, \underline{c}, \bar{c}) : b \leq \underline{b}\} \\
&= \{(r_X, c, b, z) : \text{(S32)–(S34) hold, } \|r_X\| \leq \bar{r}_X, \|c\| \in [\underline{c}, \bar{c}], b \leq \underline{b}, z \in \mathbb{R} \setminus \{0\}\} \\
&= \{(r_X, c, b, z) : (b - \beta_{\text{med}})^2 < \text{devsq}(z), z^2 < k_0, \\
&\quad z = r'_X(\sqrt{1 - \|c\|^2} \sigma_{W_1, X} - cz), \|r_X\| \leq \bar{r}_X, \|c\| \in [\underline{c}, \bar{c}] \cap [0, 1), b \leq \underline{b}, z \in \mathbb{R} \setminus \{0\}\} \\
&= \{(r_X, c, b, z) : (b - \beta_{\text{med}})^2 < \text{devsq}(z), 0 < z^2 < k_0, p(z, c; \bar{r}_X) \geq 0, \|c\| \in [\underline{c}, \bar{c}] \cap [0, 1), b \leq \underline{b}, r_X \in \mathbb{R}^{d_1}\}.
\end{aligned}$$

The first equality follows by definition of $A(\bar{r}_X, \underline{c}, \bar{c})$. The second equality follows by definition of equations (S32)–(S34). The third equality follows from Lemma S8.

Thus we have shown that

$$\bar{r}_Y^{\text{bf}}(\bar{r}_X, \underline{c}, \bar{c}, \underline{b}) = \inf\{r_Y(z, c, b) : (b - \beta_{\text{med}})^2 < \text{devsq}(z), 0 < z^2 < k_0, p(z, c; \bar{r}_X) \geq 0, \|c\| \in [\underline{c}, \bar{c}] \cap [0, 1), b \leq \underline{b}\}. \tag{S36}$$

We can further write this as

$$\begin{aligned}
& \bar{r}_Y^{\text{bf}}(\bar{r}_X, \underline{c}, \bar{c}, \underline{b}) \\
&= \inf\{\inf\{r_Y(z, c, b) : p(z, c; \bar{r}_X) \geq 0, c \in \mathbb{R}^{d_1}, \|c\| \in [\underline{c}, \bar{c}] \cap [0, 1)\} : (b - \beta_{\text{med}})^2 < \text{devsq}(z), 0 < z^2 < k_0, b \leq \underline{b}\} \\
&= \inf\{\inf\{r_Y(z, c, b) : p(z, c; \bar{r}_X) \geq 0, c \in \text{span}\{\sigma_{W_1, X}, \sigma_{W_1, Y}\}, \|c\| \in [\underline{c}, \bar{c}] \cap [0, 1)\} : \\
&\quad (b - \beta_{\text{med}})^2 < \text{devsq}(z), 0 < z^2 < k_0, b \leq \underline{b}\} \\
&= \inf\{r_Y(z, c_1 \sigma_{W_1, Y} + c_2 \sigma_{W_1, X}, b) : (b - \beta_{\text{med}})^2 < \text{devsq}(z), z^2 < k_0, \\
&\quad p(z, c_1 \sigma_{W_1, Y} + c_2 \sigma_{W_1, X}; \bar{r}_X) \geq 0, \|c_1 \sigma_{W_1, Y} + c_2 \sigma_{W_1, X}\| \in [\underline{c}, \bar{c}] \cap [0, 1), (c_1, c_2) \in \mathbb{R}^2, b \leq \underline{b}\}.
\end{aligned}$$

The second equality follows by Lemma S9, which uses the assumptions $d_1 \geq 2$ and $(\sigma_{W_1, X}, \sigma_{W_1, Y})$ are linearly independent. Moreover, note that the outer infimum constraint set implies that $z \neq 0$ and $b \neq \beta_{\text{med}}$ (since $\underline{b} < \beta_{\text{med}}$), which are also needed to apply Lemma S9. The third equality follows by combining the two infimums and using the definition of the span. \square

Proof of Theorem 5. This is obtained directly by setting $[\underline{c}, \bar{c}] = [0, 1]$ in the proof of Theorem S2. \square

K Proofs for the Appendix Sections

K.1 Proofs for Appendix A

Proof of Proposition S1. We have

$$\begin{aligned}
\text{cov}(Y, X^{\perp W_1, W_2}) &= \text{cov}(\beta_c X + \gamma'_1 W_1 + \gamma'_2 W_2 + U, X^{\perp W_1, W_2}) \\
&= \beta_c \text{cov}(X, X^{\perp W_1, W_2}) + \text{cov}(U, X^{\perp W_1, W_2}) \\
&= \beta_c \text{cov}(X^{\perp W_1, W_2}, X^{\perp W_1, W_2}) + \text{cov}(U^{\perp W_1, W_2}, X^{\perp W_1, W_2}) \\
&= \beta_c \text{var}(X^{\perp W_1, W_2}).
\end{aligned}$$

The first line follows by the linear potential outcomes assumption. The last line follows by linear latent unconfoundedness. Thus

$$\beta_c = \frac{\text{cov}(Y, X^{\perp W_1, W_2})}{\text{var}(X^{\perp W_1, W_2})}.$$

The term on the right equals β_{long} by the FWL theorem. Note that the denominator here is nonzero by A1. \square

Proof of Corollary S1. Theorem 1 implies that $\beta_{\text{long}} = \beta_{\text{med}}$. Proposition S1 implies that $\beta_c = \beta_{\text{long}}$. \square

Proof of Proposition S2. We have

$$\begin{aligned} \text{cov}(\Delta Y, (\Delta X)^{\perp \Delta W_1, \Delta W_2}) &= \beta_c \text{cov}(\Delta X, (\Delta X)^{\perp \Delta W_1, \Delta W_2}) + \text{cov}(\Delta V, (\Delta X)^{\perp \Delta W_1, \Delta W_2}) \\ &= \beta_c \text{var}((\Delta X)^{\perp \Delta W_1, \Delta W_2}). \end{aligned}$$

The first line follows by linear potential outcomes. The second line follows by exogeneity. The result then follows by the FWL theorem. \square

Proof of Corollary S2. Theorem 1 implies that $\beta_{\text{long}} = \beta_{\text{med}}$. Proposition S2 implies that $\beta_c = \beta_{\text{long}}$. \square

K.2 Proofs for Appendix B

Proof of Proposition S3. We break this proof into three parts.

Proof that assumption B3.1 holds. We have

$$\begin{aligned} \text{var} \left(\sum_{i=1}^K \pi_i^K W_i^K \right) &\leq \sum_{i=1}^K (\pi_i^K)^2 + 2|\rho| \sum_{i=1}^{K-1} |\pi_i^K \pi_{i+1}^K| \\ &\leq K \cdot \left(\frac{C}{\sqrt{K}} \right)^2 + 2|\rho|(K-1) \cdot \left(\frac{C}{\sqrt{K}} \right)^2 \\ &\leq (1 + 2|\rho|)C^2 < \infty. \end{aligned}$$

The first line follows from C1.1 and C1.2. The second line uses C1.3. By C1.4, this variance is also bounded away from zero uniformly in K . Hence assumption B3.1 holds.

Proof that assumption B3.2 holds. We have

$$\begin{aligned} \text{var}_S \left(\sum_{i=1}^K \sum_{j=1}^K S_i S_j \text{cov}(\pi_i^K W_i^K, \pi_j^K W_j^K) \right) &= \text{var}_S \left(\sum_{i=1}^K S_i (\pi_i^K)^2 + 2\rho \sum_{i=1}^{K-1} S_i S_{i+1} \pi_i^K \pi_{i+1}^K \right) \\ &\leq 2\text{var}_S \left(\sum_{i=1}^K S_i (\pi_i^K)^2 \right) + 8\rho^2 \text{var}_S \left(\sum_{i=1}^{K-1} S_i S_{i+1} \pi_i^K \pi_{i+1}^K \right). \end{aligned}$$

We show that both of these terms converge to 0. We have

$$\text{var}_S \left(\sum_{i=1}^K S_i (\pi_i^K)^2 \right) = \frac{d_1}{K-1} \left(1 - \frac{d_1}{K} \right) \sum_{i=1}^K \left((\pi_i^K)^2 - \frac{1}{K} \sum_{k=1}^K (\pi_k^K)^2 \right)^2$$

$$\begin{aligned}
&\leq \frac{d_1}{K-1} \left(1 - \frac{d_1}{K}\right) \sum_{i=1}^K (\pi_i^K)^4 \\
&\leq \frac{d_1}{K-1} \left(1 - \frac{d_1}{K}\right) K \cdot \left(\frac{C}{\sqrt{K}}\right)^4 \rightarrow 0
\end{aligned}$$

as $K \rightarrow \infty$. The first line follows by Lemma S1.1. The second since the sample average minimizes the sum of squares. The third by C1.2, and the convergence to zero follows since $d_1/K \rightarrow 1/(r+1) \in (0, 1)$ by assumption B2. Also, by assumption C1.2,

$$\begin{aligned}
\text{var}_S \left(\sum_{i=1}^{K-1} S_i S_{i+1} \pi_i^K \pi_{i+1}^K \right) &\leq \sum_{i=1}^{K-1} \text{var}_S(S_i S_{i+1} \pi_i^K \pi_{i+1}^K) + \sum_{i,j:|i-j|=1} |\text{cov}_S(S_i S_{i+1} \pi_i^K \pi_{i+1}^K, S_j S_{j+1} \pi_j^K \pi_{j+1}^K)| \\
&\quad + \sum_{i,j:|i-j|\geq 2} |\text{cov}_S(S_i S_{i+1} \pi_i^K \pi_{i+1}^K, S_j S_{j+1} \pi_j^K \pi_{j+1}^K)| \\
&\leq (K-1) \text{var}_S(S_i S_{i+1}) \left(\frac{C}{\sqrt{K}}\right)^4 + 2(K-2) |\text{cov}_S(S_i S_{i+1}, S_{i+1} S_{i+2})| \left(\frac{C}{\sqrt{K}}\right)^4 \\
&\quad + (K-2)(K-3) |\text{cov}_S(S_i S_{i+1}, S_j S_{j+1})| \mathbb{1}(|i-j| \geq 2) \left(\frac{C}{\sqrt{K}}\right)^4.
\end{aligned}$$

To compute the order of this term, we compute the following quantities. Noting that $S_i S_{i+1}$ is binary and that $\mathbb{E}_S[S_i S_{i+1}] = \mathbb{P}_S(S_{i+1} = 1 | S_i = 1) \mathbb{P}(S_i = 1) = d_1(d_1 - 1)/(K(K - 1))$,

$$\text{var}_S(S_i S_{i+1}) = \mathbb{E}_S[S_i S_{i+1}] (1 - \mathbb{E}_S[S_i S_{i+1}]) = \frac{d_1 - 1}{K-1} \frac{d_1}{K} \left(1 - \frac{d_1 - 1}{K-1} \frac{d_1}{K}\right).$$

Similarly,

$$\text{cov}_S(S_i S_{i+1}, S_{i+1} S_{i+2}) = \mathbb{E}_S[S_i S_{i+1} S_{i+2}] - \mathbb{E}_S[S_i S_{i+1}] \mathbb{E}_S[S_{i+1} S_{i+2}] = \frac{(d_1 - 2)(d_1 - 1)d_1}{(K-2)(K-1)K} - \frac{(d_1 - 1)^2 d_1^2}{(K-1)^2 K^2}.$$

Both $\text{var}_S(S_i S_{i+1})$ and $\text{cov}_S(S_i S_{i+1}, S_{i+1} S_{i+2})$ are $O(1)$ since $d_1/K \rightarrow 1/(r+1) \in (0, 1)$. We also have that, for $|i-j| \geq 2$,

$$\begin{aligned}
\text{cov}_S(S_i S_{i+1}, S_j S_{j+1}) &= \mathbb{E}[S_i S_{i+1} S_j S_{j+1}] - \mathbb{E}[S_i S_{i+1}]^2 \\
&= \frac{(d_1 - 3)(d_1 - 2)(d_1 - 1)d_1}{(K-3)(K-2)(K-1)K} - \frac{(d_1 - 1)^2 d_1^2}{(K-1)^2 K^2} \\
&= \frac{(d_1 - 1)d_1}{(K-1)K} \frac{(K - d_1)(-4d_1 K + 6d_1 + 6K - 6)}{(K-3)(K-2)(K-1)K}.
\end{aligned}$$

By assumption B2, this term is of order $O(K^{-1}) = o(1)$. Therefore,

$$\text{var}_S \left(\sum_{i=1}^{K-1} S_i S_{i+1} \pi_i^K \pi_{i+1}^K \right) \leq \left(\frac{C}{\sqrt{K}}\right)^4 ((K-1)O(1) + 2(K-2)O(1) + (K-2)(K-3)O(K^{-1})) = o(1)$$

since $K \rightarrow \infty$. We can similarly show $\text{var}_S \left(\sum_{i=1}^K \sum_{j=1}^K (1 - S_i)(1 - S_j) \text{cov}(\pi_i^K W_i^K, \pi_j^K W_j^K) \right) = o(1)$. Hence assumption B3.2 holds.

Proof that assumption B3.3 holds. Consider the ratio in assumption B3.3:

$$\frac{\sum_{i=1}^K \text{var}(\pi_i^K W_i^K)}{\text{var}(\sum_{i=1}^K \pi_i^K W_i^K)} = \frac{\sum_{i=1}^K (\pi_i^K)^2}{\sum_{i=1}^K (\pi_i^K)^2 + 2\rho \sum_{i=1}^{K-1} \pi_i^K \pi_{i+1}^K} = \left(1 + 2\rho \frac{\sum_{i=1}^{K-1} \pi_i^K \pi_{i+1}^K}{\sum_{i=1}^K (\pi_i^K)^2} \right)^{-1}.$$

Its denominator $\text{var}(\sum_{i=1}^K \pi_i^K W_i^K)$ is bounded away from zero by assumption C1.4, and its numerator $\sum_{i=1}^K (\pi_i^K)^2$ is bounded by C1.2. Therefore this nonnegative ratio does not diverge to $+\infty$. By assumption C1.3, this ratio's limit as $K \rightarrow \infty$ exists and is finite. \square

Proof of Proposition S4. We again break this proof into three parts.

Proof that assumption B3.1 holds. We have

$$\begin{aligned} \text{var} \left(\sum_{i=1}^K \pi_i^K W_i^K \right) &\leq \sum_{i=1}^K \sum_{j=1}^K |\pi_i^K| |\pi_j^K| |\rho|^{|i-j|} \\ &\leq \left(\frac{C}{\sqrt{K}} \right)^2 \sum_{i=1}^K \sum_{j=1}^K |\rho|^{|i-j|} \\ &= \frac{C^2}{K} (K + 2(K-1)|\rho| + 2(K-2)|\rho|^2 + \dots + 2|\rho|^{K-1}) \\ &\leq \frac{C^2}{K} \cdot 2K (1 + |\rho| + \dots + |\rho|^{K-1}) \\ &\leq 2C^2(1 - |\rho|)^{-1} < \infty. \end{aligned}$$

By assumption C2.4, this variance is also bounded away from zero uniformly in K . Therefore assumption B3.1 holds.

Proof that assumption B3.2 holds. We have

$$\begin{aligned} \text{var}_S \left(\sum_{i=1}^K \sum_{j=1}^K S_i S_j \text{cov}(\pi_i^K W_i^K, \pi_j^K W_j^K) \right) \\ &= \sum_{i=1}^K \sum_{j=1}^K \sum_{k=1}^K \sum_{l=1}^K \pi_i^K \pi_j^K \pi_k^K \pi_l^K \text{cov}(W_i^K, W_j^K) \text{cov}(W_k^K, W_l^K) \text{cov}_S(S_i S_j, S_k S_l) \\ &\leq \frac{C^4}{K^2} \sum_{i=1}^K \sum_{j=1}^K \sum_{k=1}^K \sum_{l=1}^K |\rho|^{|i-j|+|k-l|} |\text{cov}_S(S_i S_j, S_k S_l)|. \end{aligned}$$

We can decompose this quadruple sum into various partial sums:

$$\sum_{i=1}^K \sum_{j=1}^K \sum_{k=1}^K \sum_{l=1}^K |\rho|^{|i-j|+|k-l|} |\text{cov}_S(S_i S_j, S_k S_l)| = \sum_{i,j,k,l:i=j=k=l} \text{cov}_S(S_i, S_i) \quad (\text{S37})$$

$$+ \sum_{i,j,k,l:i=j,k=l, \{i,j\} \cap \{k,l\} = \emptyset} |\text{cov}_S(S_i, S_k)| \quad (\text{S38})$$

$$+ \sum_{i,j,k,l:i=j,k \neq l, i \in \{k,l\}} |\rho|^{|k-l|} |\text{cov}_S(S_i, S_i S_l)| + \sum_{i,j,k,l:i \neq j, k=l, k \in \{i,j\}} |\rho|^{|i-j|} |\text{cov}_S(S_i S_j, S_i)| \quad (\text{S39})$$

$$+ \sum_{i,j,k,l:i=j,k \neq l, i \notin \{k,l\}} |\rho|^{|k-l|} |\text{cov}_S(S_i, S_k S_l)| + \sum_{i,j,k,l:i \neq j, k=l, k \notin \{i,j\}} |\rho|^{|i-j|} |\text{cov}_S(S_i S_j, S_k)| \quad (\text{S40})$$

$$+ \sum_{i,j,k,l:i \neq j, k \neq l, |\{i,j\} \cap \{k,l\}|=2} |\rho|^{2|i-j|} |\text{cov}_S(S_i S_j, S_i S_j)| \quad (\text{S41})$$

$$+ \sum_{i,j,k,l:i \neq j, k \neq l, |\{i,j\} \cap \{k,l\}|=1} |\rho|^{|i-j|+|k-l|} |\text{cov}_S(S_i S_j, S_i S_l)| \quad (\text{S42})$$

$$+ \sum_{i,j,k,l:i \neq j, k \neq l, |\{i,j\} \cap \{k,l\}|=0} |\rho|^{|i-j|+|k-l|} |\text{cov}_S(S_i S_j, S_k S_l)|. \quad (\text{S43})$$

We analyze terms (S37)–(S43) separately. Term (S37) is a sum of K terms and equals

$$\sum_{i,j,k,l:i=j=k=l} \text{cov}_S(S_i, S_i) = K \text{var}_S(S_i) = K \frac{d_1}{K} \left(1 - \frac{d_1}{K}\right) = \frac{d_1 d_2}{K} = O(K).$$

The last equality follows from assumption B2. Term (S38) is a sum of $K(K-1)$ terms and equals

$$\begin{aligned} \sum_{i,j,k,l:i=j,k=l, \{i,j\} \cap \{k,l\}=\emptyset} |\text{cov}_S(S_i, S_k)| &= K(K-1) |\mathbb{E}_S[S_i S_k] - \mathbb{E}_S[S_i] \mathbb{E}_S[S_k]| \\ &= K(K-1) \left| \frac{d_1(d_1-1)}{K(K-1)} - \frac{d_1^2}{K^2} \right| \\ &= K(K-1) \left| \frac{K d_1(d_1-1) - d_1^2(K-1)}{K^2(K-1)} \right| \\ &= \frac{d_1 d_2}{K} = O(K). \end{aligned}$$

Term (S39) is a sum of two identical terms. Hence we can write it as

$$\begin{aligned} 2 \sum_{i,j,k,l:i=j,k \neq l, i \in \{k,l\}} |\rho|^{|k-l|} |\text{cov}_S(S_i, S_i S_l)| &= \sum_{i,j,k,l:i=j,k \neq l, i \in \{k,l\}} 2|\rho|^{|k-l|} |\mathbb{E}_S[S_i S_l] - \mathbb{E}_S[S_i] \mathbb{E}_S[S_i S_l]| \\ &= \sum_{i,j,k,l:i=j,k \neq l, i \in \{k,l\}} 2|\rho|^{|k-l|} \frac{d_1(d_1-1)}{K(K-1)} \left(1 - \frac{d_1}{K}\right) \\ &= \frac{4d_1 d_2 (d_1-1)}{K^2(K-1)} \sum_{k,l:k \neq l} |\rho|^{|k-l|} \\ &= \frac{4d_1 d_2 (d_1-1)}{K^2(K-1)} (2(K-1)|\rho| + 2(K-2)|\rho|^2 + \dots + 2|\rho|^{K-1}) \\ &= \frac{8d_1 d_2 (d_1-1)}{K^2(K-1)} |\rho| \left(\sum_{k=0}^{K-2} |\rho|^k + \sum_{k=0}^{K-3} |\rho|^k + \dots + \sum_{k=0}^0 |\rho|^k \right) \\ &= \frac{8d_1 d_2 (d_1-1)}{K^2(K-1)} |\rho| \left(\frac{1-|\rho|^{K-1}}{1-|\rho|} + \frac{1-|\rho|^{K-2}}{1-|\rho|} + \dots + \frac{1-|\rho|}{1-|\rho|} \right) \\ &= \frac{8d_1 d_2 (d_1-1)}{K^2(K-1)} |\rho| \left(\frac{K-1}{1-|\rho|} - \frac{|\rho|}{1-|\rho|} \sum_{k=0}^{K-2} |\rho|^k \right) \\ &= \frac{8d_1 d_2 (d_1-1)}{K^2(K-1)} |\rho| \left(\frac{K-1}{1-|\rho|} - \frac{|\rho|(1-|\rho|^{K-1})}{(1-|\rho|)^2} \right) = O(K). \end{aligned}$$

Term (S40) is similarly a sum of two identical terms. Hence we can write it as

$$\begin{aligned}
2 \sum_{i,j,k,l:i=j,k \neq l, i \notin \{k,l\}} |\rho|^{|k-l|} |\text{cov}_S(S_i, S_k S_l)| &= \sum_{i,j,k,l:i=j,k \neq l, i \notin \{k,l\}} 2|\rho|^{|k-l|} |\mathbb{E}_S[S_i S_k S_l] - \mathbb{E}_S[S_i] \mathbb{E}[S_k S_l]| \\
&= \sum_{i,j,k,l:i=j,k \neq l, i \notin \{k,l\}} 2|\rho|^{|k-l|} \left| \frac{d_1(d_1-1)(d_1-2)}{K(K-1)(K-2)} - \frac{d_1^2(d_1-1)}{K^2(K-1)} \right| \\
&= 2 \frac{d_1(d_1-1)}{K(K-1)} \left| \frac{d_1-2}{K-2} - \frac{d_1}{K} \right| \sum_{i,j,k,l:i=j,k \neq l, i \notin \{k,l\}} |\rho|^{|k-l|} \\
&= 4 \frac{d_1(d_1-1)}{K(K-1)} \frac{d_2}{K(K-2)} (K-2) \sum_{k,l:k \neq l} |\rho|^{|k-l|} = O(K).
\end{aligned}$$

The last line follows from $\sum_{k,l:k \neq l} |\rho|^{|k-l|} = O(K)$, which we showed in our analysis of term (S39). Term (S41) is a sum of $2K(K-1)$ terms and equals

$$\begin{aligned}
\sum_{i,j,k,l:i \neq j, k \neq l, |\{i,j\} \cap \{k,l\}|=2} |\rho|^{|2i-j|} |\text{cov}_S(S_i S_j, S_i S_j)| &= 2 \sum_{i,j:i \neq j} |\rho|^{|2i-j|} \mathbb{E}_S[S_i S_j] (1 - \mathbb{E}_S[S_i S_j]) \\
&= 2 \frac{d_1(d_1-1)}{K(K-1)} \left(1 - \frac{d_1(d_1-1)}{K(K-1)} \right) \sum_{i,j:i \neq j} |\rho|^{|2i-j|} = O(K).
\end{aligned}$$

since $\sum_{i,j:i \neq j} |\rho|^{|2i-j|} = O(K)$. Term (S42) is a sum of $4K(K-1)(K-2)$ terms and equals

$$\begin{aligned}
&\sum_{i,j,k,l:i \neq j, k \neq l, |\{i,j\} \cap \{k,l\}|=1} |\rho|^{|i-j|+|k-l|} |\text{cov}_S(S_i S_j, S_i S_l)| \\
&= \sum_{i,j,k,l:i \neq j, k \neq l, |\{i,j\} \cap \{k,l\}|=1} |\rho|^{|i-j|+|k-l|} \left(\frac{d_1(d_1-1)(d_1-2)}{K(K-1)(K-2)} - \frac{d_1^2(d_1-1)^2}{K^2(K-1)^2} \right) \\
&= \frac{d_1(d_1-1)}{K(K-1)} \frac{d_2(d_1 K - 2K - 2d_1 + 2)}{K(K-1)(K-2)} \sum_{i,j,k,l:i \neq j, k \neq l, |\{i,j\} \cap \{k,l\}|=1} |\rho|^{|i-j|+|k-l|} \\
&= O(1) \cdot \sum_{i,j:i \neq j} |\rho|^{|i-j|} \left(\sum_{k,l:k \neq l, k=i, l \neq j} + \sum_{k,l:k \neq l, k=j, l \neq i} + \sum_{k,l:k \neq l, l=i, k \neq j} + \sum_{k,l:k \neq l, l=j, k \neq i} \right) |\rho|^{|k-l|} \\
&= O(1) \cdot 4 \sum_{i,j:i \neq j} |\rho|^{|i-j|} \sum_{k,l:k \neq l, k=i, l \neq j} |\rho|^{|k-l|} \\
&= O(1) \cdot 4 \sum_{i,j:i \neq j} |\rho|^{|i-j|} \sum_{l:l \notin \{i,j\}} |\rho|^{|i-l|} \\
&= O(1) \cdot \sum_{i,j:i \neq j} |\rho|^{|i-j|} = O(K).
\end{aligned}$$

We used $\sum_{l:l \notin \{i,j\}} |\rho|^{|i-l|} = O(1)$ in the second to last equality. Finally, term (S43) is a sum of $K(K-1)(K-2)(K-3)$ terms and equals

$$\sum_{i,j,k,l:i \neq j, k \neq l, |\{i,j\} \cap \{k,l\}|=0} |\rho|^{|i-j|+|k-l|} |\text{cov}_S(S_i S_j, S_k S_l)|$$

$$\begin{aligned}
&= \sum_{i,j,k,l:i \neq j, k \neq l, \{i,j\} \cap \{k,l\} = \emptyset} |\rho|^{|i-j|+|k-l|} \left| \mathbb{E}_S[S_i S_j S_k S_l] - \mathbb{E}_S[S_i S_j]^2 \right| \\
&= \underbrace{\left| \frac{(d_1 - 1)d_1 (K - d_1)(-4d_1 K + 6d_1 + 6K - 6)}{(K - 1)K (K - 3)(K - 2)(K - 1)K} \right|}_{=O(K^{-1})} \sum_{i,j,k,l:i \neq j, k \neq l, \{i,j\} \cap \{k,l\} = \emptyset} |\rho|^{|i-j|+|k-l|} \\
&\leq O(K^{-1}) \sum_{i,j:i \neq j} \sum_{k,l:k \neq l} |\rho|^{|i-j|+|k-l|} \\
&= O(K^{-1}) \sum_{i,j:i \neq j} |\rho|^{|i-j|} \sum_{k,l:k \neq l} |\rho|^{|k-l|} = O(K^{-1}) \cdot O(K) \cdot O(K) = O(K).
\end{aligned}$$

Since terms (S37)–(S43) are all of order $O(K)$, we conclude that $\text{var}_S \left(\sum_{i=1}^K \sum_{j=1}^K S_i S_j \text{cov}(\pi_i^K W_i^K, \pi_j^K W_j^K) \right)$ is of order $O(K^{-1})$, and hence converges to 0 as $K \rightarrow \infty$. The second part of assumption B3.2 holds by a similar argument.

Proof that assumption B3.3 holds. We can write the ratio in assumption B3.3 as

$$\frac{\sum_{i=1}^K \text{var}(\pi_i^K W_i^K)}{\text{var}(\sum_{i=1}^K \pi_i^K W_i^K)} = \frac{\sum_{i=1}^K (\pi_i^K)^2}{\sum_{i=1}^K (\pi_i^K)^2 + \sum_{i,j:i \neq j} \pi_i^K \pi_j^K \rho^{|i-j|}} = \left(1 + \frac{\sum_{i,j:i \neq j} \pi_i^K \pi_j^K \rho^{|i-j|}}{\sum_{i=1}^K (\pi_i^K)^2} \right)^{-1}.$$

Its denominator $\text{var}(\sum_{i=1}^K \pi_i^K W_i^K)$ is bounded away from zero by assumption C2.4, and its numerator $\sum_{i=1}^K (\pi_i^K)^2$ is bounded by C2.2. Therefore this nonnegative ratio does not diverge to $+\infty$. By assumption C2.3, this ratio's limit as $K \rightarrow \infty$ exists and is finite. \square

Proof of Proposition S5. We again break this proof into three parts.

Proof that assumption B3.1 holds. We have

$$\begin{aligned}
\text{var} \left(\sum_{i=1}^K \pi_i^K W_i^K \right) &\leq \sum_{i=1}^K (\pi_i^K)^2 + \rho \sum_{i \neq j} |\pi_i^K| |\pi_j^K| \\
&\leq K \cdot \left(\frac{C}{K} \right)^2 + \rho K(K-1) \left(\frac{C}{K} \right)^2 < \infty.
\end{aligned}$$

The first line follows by C3.1. The second by C3.2. By C3.4, this variance is also uniformly bounded away from zero. Hence assumption B3.1 holds.

Proof that assumption B3.2 holds. We have

$$\begin{aligned}
\text{var}_S \left(\sum_{i=1}^K \sum_{j=1}^K S_i S_j \text{cov}(\pi_i^K W_i^K, \pi_j^K W_j^K) \right) &= \text{var}_S \left(\sum_{i=1}^K S_i (\pi_i^K)^2 + \rho \sum_{i,j:i \neq j} \pi_i^K \pi_j^K S_i S_j \right) \\
&\leq 2 \text{var}_S \left(\sum_{i=1}^K S_i (\pi_i^K)^2 \right) + 2\rho^2 \text{var}_S \left(\sum_{i,j:i \neq j} \pi_i^K \pi_j^K S_i S_j \right).
\end{aligned}$$

The first line follows by C3.1. The first term converges to zero since

$$\text{var}_S \left(\sum_{i=1}^K S_i (\pi_i^K)^2 \right) \leq \frac{d_1}{K-1} \left(1 - \frac{d_1}{K} \right) \sum_{i=1}^K (\pi_i^K)^4 \leq \frac{d_1}{K-1} \left(1 - \frac{d_1}{K} \right) K \cdot \left(\frac{C}{K} \right)^4 = o(1)$$

as $K \rightarrow \infty$. Here we used Lemma S1.1 in the first inequality and C3.2 in the second. For the second term,

$$\begin{aligned}
\text{var}_S \left(\sum_{i,j:i \neq j} \pi_i^K \pi_j^K S_i S_j \right) &= \sum_{i,j:i \neq j} \sum_{k,l:k \neq l} \text{cov}_S(S_i S_j, S_k S_l) \pi_i^K \pi_j^K \pi_k^K \pi_l^K \\
&\leq \frac{C^4}{K^4} \sum_{i,j:i \neq j} \sum_{k,l:k \neq l} |\text{cov}_S(S_i S_j, S_k S_l)| \\
&= \frac{C^4}{K^4} \sum_{i,j:i \neq j} \left(2|\text{cov}_S(S_i S_j, S_i S_j)| + \sum_{k,l:k \neq l, |\{i,j\} \cap \{k,l\}|=1} |\text{cov}_S(S_i S_j, S_i S_l)| \right. \\
&\quad \left. + \sum_{k,l:k \neq l, |\{i,j\} \cap \{k,l\}|=0} |\text{cov}_S(S_i S_j, S_k S_l)| \right) \\
&= \frac{C^4}{K^4} \sum_{i,j:i \neq j} \left(2O(1) + \sum_{k,l:k \neq l, |\{i,j\} \cap \{k,l\}|=1} O(1) + \sum_{k,l:k \neq l, |\{i,j\} \cap \{k,l\}|=2} O(K^{-1}) \right) \\
&= \frac{C^4}{K^4} (2K(K-1)O(1) + 4K(K-1)(K-2)O(1) + K(K-1)(K-2)(K-3)O(K^{-1})) = o(1).
\end{aligned}$$

We used C3.1 in line two. The fourth line follows from derivations the proofs of Propositions S3 and S4. Therefore $\text{var}_S \left(\sum_{i=1}^K \sum_{j=1}^K S_i S_j \text{cov}(\pi_i^K W_i^K, \pi_j^K W_j^K) \right) \rightarrow 0$ as $K \rightarrow \infty$. The second part of assumption B3.2 holds by a similar argument.

Proof that assumption B3.3 holds. We can write the ratio in assumption B3.3 as

$$\frac{\sum_{i=1}^K \text{var}(\pi_i^K W_i^K)}{\text{var}(\sum_{i=1}^K \pi_i^K W_i^K)} = \frac{\sum_{i=1}^K (\pi_i^K)^2}{(1-\rho) \sum_{i=1}^K (\pi_i^K)^2 + \rho (\sum_{i=1}^K \pi_i^K)^2}.$$

Its denominator $\text{var}(\sum_{i=1}^K \pi_i^K W_i^K)$ is bounded away from zero by assumption C3.3, and its numerator $\sum_{i=1}^K (\pi_i^K)^2$ converges to zero by C3.2. Therefore this ratio's limit as $K \rightarrow \infty$ exists and is zero. \square

K.3 Proofs for Appendix D

Proof of Equation (S7). By the FWL theorem, $\beta_{\text{med}} = \text{cov}(Y, X^{\perp W_1}) / \text{var}(X^{\perp W_1})$. Next,

$$\begin{aligned}
\text{cov}(Y, X^{\perp W_1}) &= \text{cov}(X\beta_{\text{long}} + \gamma'_1 W_1 + \gamma'_2 W_2 + Y^{\perp X, W}, X^{\perp W_1}) \\
&= \beta_{\text{long}} \text{var}(X^{\perp W_1}) + \gamma'_2 \text{cov}(W_2, (\pi'_1 W_1 + \pi'_2 W_2 + X^{\perp W})^{\perp W_1}) \\
&= \beta_{\text{long}} \text{var}(X^{\perp W_1}) + \gamma'_2 \text{cov}(W_2, \pi'_2 W_2^{\perp W_1} + X^{\perp W}) \\
&= \beta_{\text{long}} \text{var}(X^{\perp W_1}) + \gamma'_2 \text{var}(W_2^{\perp W_1}) \pi_2.
\end{aligned}$$

When W_2 is scalar and $\text{var}(W_2) = 1$, $\text{var}(W_2^{\perp W_1}) = 1 - R_{W_2 \sim W_1}^2$. This gives the desired result. \square

The proofs for Theorems S1 and S2 are in appendix J.2.

K.4 Proofs for Appendix G

We use the following lemma to prove Theorem S3.

Lemma S10. Let W_2 be scalar with $\text{var}(W_2) = 1$.

1. A3 holds if and only if there exists $r_X \in \mathbb{R}^{d_1}$ such that $\pi_2 = r'_X \pi_1$ and $\|r_X\|_{\Sigma_{\text{obs}}^{-1}} \leq \bar{r}_X$.
2. A5 holds if and only if there exists $r_Y \in \mathbb{R}^{d_1}$ such that $\gamma_2 = r'_Y \gamma_1$ and $\|r_Y\|_{\Sigma_{\text{obs}}^{-1}} \leq \bar{r}_Y$.

Proof. We prove part 1; the proof of part 2 is analogous. First, let A3 hold. If $\pi_1 = 0$, then the conclusion trivially holds by setting $r_X = 0$. If $\pi_1 \neq 0$, let

$$r_X = \frac{\pi_2}{\|\pi_1\|_{\Sigma_{\text{obs}}}^2} \Sigma_{\text{obs}} \pi_1.$$

We can see that $r'_X \pi_1 = \pi_2$ and $\|r_X\|_{\Sigma_{\text{obs}}^{-1}} = \frac{|\pi_2|}{\|\pi_1\|_{\Sigma_{\text{obs}}}^2} \cdot \|\Sigma_{\text{obs}} \pi_1\|_{\Sigma_{\text{obs}}^{-1}} = \frac{|\pi_2|}{\|\pi_1\|_{\Sigma_{\text{obs}}}} \leq \bar{r}_X$. The inequality follows by A3. Thus the \Rightarrow direction holds.

Next assume there is an $r_X \in \mathbb{R}^{d_1}$ such that $\pi_2 = r'_X \pi_1$ and $\|r_X\|_{\Sigma_{\text{obs}}^{-1}} \leq \bar{r}_X$. Let $\Sigma_{\text{obs}}^{1/2}$ denote the unique square root of the positive-definite matrix Σ_{obs} . Then

$$|\pi_2| = |r'_X \pi_1| = |r'_X \Sigma_{\text{obs}}^{-1/2} \Sigma_{\text{obs}}^{1/2} \pi_1| \leq \|r'_X \Sigma_{\text{obs}}^{-1/2}\| \cdot \|\Sigma_{\text{obs}}^{1/2} \pi_1\| = \|r_X\|_{\Sigma_{\text{obs}}^{-1}} \|\pi_1\|_{\Sigma_{\text{obs}}} \leq \bar{r}_X \|\pi_1\|_{\Sigma_{\text{obs}}}.$$

The first inequality follows from the Cauchy-Schwarz inequality. The second inequality was assumed. Therefore A3 holds. \square

Proof of Theorem S3. We prove this result in two parts. First we show that the true value of β_{long} is in $\mathcal{B}_I(\bar{r}_X, \bar{r}_Y, \underline{c}, \bar{c})$. Second we show sharpness: Any b in $\mathcal{B}_I(\bar{r}_X, \bar{r}_Y, \underline{c}, \bar{c})$ is consistent with the distribution of the observables and the model assumptions.

Part 1 (Outer set). By A3 and A5, Lemma S10 implies that there exists $r_X, r_Y \in \mathbb{R}^{d_1}$ such that $\pi_2 = r'_X \pi_1$ and $\gamma_2 = r'_Y \gamma_1$ with $\|r_X\|_{\Sigma_{\text{obs}}^{-1}} \leq \bar{r}_X$ and $\|r_Y\|_{\Sigma_{\text{obs}}^{-1}} \leq \bar{r}_Y$. Let $c = \text{cov}(W_1, W_2)$ and note that $\|c\|_{\Sigma_{\text{obs}}^{-1}} \in [\underline{c}, \bar{c}]$ holds by A6. By the definition of $\mathcal{B}_I(\bar{r}_X, \bar{r}_Y, \underline{c}, \bar{c})$, it therefore suffices to show that $\beta_{\text{long}} \in \mathcal{B}(r_X, r_Y, c)$ for these values of (r_X, r_Y, c) .

We have

$$\text{cov}(X, W_1) = \text{cov}(\pi'_1 W_1 + \pi_2 W_2 + X^{\perp W}, W_1) = \pi'_1 \text{var}(W_1) + \pi_2 c' = \pi'_1 (\text{var}(W_1) + r_X c').$$

Similarly,

$$\text{cov}(X, W_2) = \text{cov}(\pi'_1 W_1 + \pi_2 W_2 + X^{\perp W}, W_2) = \pi'_1 c + (\pi'_1 r_X) \text{var}(W_2) = \pi'_1 (c + r_X).$$

We used $\text{var}(W_2) = 1$ in the third line. Next consider

$$\begin{aligned} \text{cov}(Y, X) &= \text{cov}(\beta_{\text{long}} X + \gamma'_1 W_1 + \gamma_2 W_2 + Y^{\perp X, W}, X) \\ &= \beta_{\text{long}} \text{var}(X) + \gamma'_1 \text{cov}(W_1, X) + \gamma_2 \text{cov}(W_2, X) \\ &= \beta_{\text{long}} \text{var}(X) + \gamma'_1 (\text{var}(W_1) + c r'_X + r_Y c' + r_Y r'_X) \pi_1 \end{aligned}$$

and

$$\text{cov}(Y, W_1) = \text{cov}(\beta_{\text{long}} X + \gamma'_1 W_1 + \gamma_2 W_2 + Y^{\perp X, W}, W_1) = \beta_{\text{long}} \text{cov}(X, W_1) + \gamma'_1 (\text{var}(W_1) + r_Y c').$$

These results imply that equalities (S12)–(S14) hold when $b = \beta_{\text{long}}$ by setting $(p_1, g_1) = (\pi_1, \gamma_1)$.

Next we verify that inequalities (S15)–(S17) hold when $(b, p_1, g_1) = (\beta_{\text{long}}, \pi_1, \gamma_1)$.

1. Consider inequality (S15). By A1, $\text{var}(Y^{\perp X, W}) > 0$. Therefore

$$\begin{aligned} \text{var}(Y) &= \text{var}(X\beta_{\text{long}} + \gamma_1'W_1 + \gamma_2W_2) + \text{var}(Y^{\perp X, W}) \\ &> \beta_{\text{long}}^2 \text{var}(X) + \gamma_1' \text{var}(W_1)\gamma_1 + \gamma_2^2 + 2\beta_{\text{long}}\gamma_1' \text{cov}(W_1, X) + 2\beta_{\text{long}}\gamma_2 \text{cov}(X, W_2) + 2\gamma_1'c\gamma_2 \\ &= \beta_{\text{long}}^2 \text{var}(X) + \gamma_1' (\text{var}(W_1) + r_Y r_Y' + 2c r_Y') \gamma_1 + 2\beta_{\text{long}}\pi_1' (\text{var}(W_1) + r_X c' + (c + r_X)r_Y') \gamma_1. \end{aligned}$$

Hence inequality (S15) holds.

2. Consider inequality (S16). By A1, $\text{var}(X^{\perp W}) > 0$. Therefore

$$\begin{aligned} \text{var}(X) &= \text{var}(\pi_1'W_1 + \pi_2W_2) + \text{var}(X^{\perp W}) \\ &> \pi_1' \text{var}(W_1) + 2\pi_1'c\pi_2 + \pi_2^2 \\ &= \pi_1' (\text{var}(W_1) + 2c r_X' + r_X r_X') \pi_1. \end{aligned}$$

Hence inequality (S16) holds.

3. Consider inequality (S17). By A1, $R_{W_2 \sim W_1}^2 < 1$. Therefore

$$1 > R_{W_2 \sim W_1}^2 = \text{cov}(W_2, W_1) \text{var}(W_1)^{-1} \text{cov}(W_1, W_2) = c' \text{var}(W_1)^{-1} c.$$

Hence inequality (S17) holds. Thus $\beta_{\text{long}} \in \mathcal{B}(r_X, r_Y, c)$, which implies $\beta_{\text{long}} \in \mathcal{B}_I(\bar{r}_X, \bar{r}_Y, \underline{c}, \bar{c})$.

Part 2 (Sharpness). Let $b \in \mathcal{B}_I(\bar{r}_X, \bar{r}_Y, \underline{c}, \bar{c})$. We will construct a distribution for (Y, X, W_1, W_2) consistent with $\beta_{\text{long}} = b$ and with all of our assumptions and the known distribution of (Y, X, W_1) .

Part 1: Constructing the variance matrix. Since $b \in \mathcal{B}_I(\bar{r}_X, \bar{r}_Y, \underline{c}, \bar{c})$, let (r_X, r_Y, c) be such that $b \in \mathcal{B}(r_X, r_Y, c)$, $\|r_X\|_{\Sigma_{\text{obs}}^{-1}} \leq \bar{r}_X$, $\|r_Y\|_{\Sigma_{\text{obs}}^{-1}} \leq \bar{r}_Y$, and $\|c\|_{\Sigma_{\text{obs}}^{-1}} \in [\underline{c}, \bar{c}]$. Using the definition of $\mathcal{B}(r_X, r_Y, c)$, let $(p_1, g_1) \in \mathbb{R}^{d_1} \times \mathbb{R}^{d_1}$ be such that equations (S12)–(S17) hold.

Define the matrix

$$\Sigma = \begin{pmatrix} 1 & c' & p_1'(c + r_X) & bp_1'(c + r_X) + g_1'(c + r_Y) \\ c & \text{var}(W_1) & \text{cov}(W_1, X) & \text{cov}(W_1, Y) \\ p_1'(c + r_X) & \text{cov}(X, W_1) & \text{var}(X) & \text{cov}(X, Y) \\ bp_1'(c + r_X) + g_1'(c + r_Y) & \text{cov}(Y, W_1) & \text{cov}(Y, X) & \text{var}(Y) \end{pmatrix}.$$

We will use this matrix to construct W_2 . Note that the bottom right $(d_1 + 2) \times (d_1 + 2)$ block is $\text{var}(W_1, X, Y)$. We next show that Σ is positive definite. To do this, we apply Sylvester's criterion as in the proof of Theorem 1. First, consider Σ_2 , which we define as the $(1 + d_1) \times (1 + d_1)$ leading principal minor of Σ . Repeating the arguments from part 2(i) of the proof of Theorem 1, Σ_2 is positive definite when $c' \text{var}(W_1)^{-1} c < 1$, which holds by equation (S17).

Next consider the $(1 + d_1 + 1) \times (1 + d_1 + 1)$ leading principal minor of Σ , denoted by Σ_3 . Its determinant equals

$$\det(\Sigma_3) = \det \begin{pmatrix} 1 & c' & (c + r_X)' p_1 \\ c & \text{var}(W_1) & (\text{var}(W_1) + c r_X') p_1 \\ p_1'(c + r_X) & p_1' (\text{var}(W_1) + r_X c') & \text{var}(X) \end{pmatrix}$$

$$\begin{aligned}
&= \det(\Sigma_2) \cdot \left(\text{var}(X) - \begin{pmatrix} p_1'(c + r_X) & p_1'(\text{var}(W_1) + r_X c') \end{pmatrix} \Sigma_2^{-1} \begin{pmatrix} (c + r_X)' p_1 \\ (\text{var}(W_1) + c r_X') p_1 \end{pmatrix} \right) \\
&= \det(\Sigma_2) \cdot (\text{var}(X) - p_1' (r_X r_X' + 2r_X c' + \text{var}(W_1)) p_1) \\
&> 0.
\end{aligned}$$

In the first line we expanded $\text{cov}(X, W_1)$. In the third line we used

$$\Sigma_2^{-1} = \frac{1}{1 - \|c\|_{\Sigma_{\text{obs}}^{-1}}^2} \begin{pmatrix} 1 & -c' \text{var}(W_1)^{-1} \\ -\text{var}(W_1)^{-1} c & \text{var}(W_1)^{-1} (1 - c' \text{var}(W_1)^{-1} c) + \text{var}(W_1)^{-1} c c' \text{var}(W_1)^{-1} \end{pmatrix}.$$

The inequality follows from $\det(\Sigma_2) > 0$, and from inequality (S16) in the definition of $b \in \mathcal{B}(r_X, r_Y, c)$.

Finally, the determinant of the entire matrix is

$$\begin{aligned}
\det(\Sigma) &= \det(\Sigma_3) \cdot \left(\text{var}(Y) - \left\| \begin{pmatrix} b p_1'(c + r_X) + g_1'(c + r_Y) \\ b \text{cov}(X, W_1) + g_1'(\text{var}(W_1) + r_Y c') \\ b \text{var}(X) + g_1'(\text{var}(W_1) + c r_X' + r_Y c' + r_Y r_X') p_1 \end{pmatrix} \right\|_{\Sigma_3^{-1}} \right) \\
&= \det(\Sigma_3) \cdot \left(\text{var}(Y) - (b^2 \text{var}(X) + g_1' \text{var}(W_1) g_1 \right. \\
&\quad \left. + 2b p_1'(\text{var}(W_1) + r_X c') g_1 + (g_1' r_Y)^2 + 2b g_1' r_Y p_1'(c + r_X) + 2g_1' r_Y g_1' c) \right) > 0.
\end{aligned}$$

The first line follows since Σ_3 is invertible and by the determinant formula for partitioned matrices. The second line follows by similar calculations as earlier. The last line follows since we have already shown that $\det(\Sigma_3) > 0$, and from inequality (S15) in the definition of $\mathcal{B}(r_X, r_Y, c)$. Thus the matrix Σ is positive definite by Sylvester's Criterion.

Part 2: Constructing the joint distribution of (Y, X, W_1, W_2) . We next use Σ to construct the unobservable W_2 . Since Σ and $\text{var}(W_1, X, Y)$ are positive definite, the partitioned inverse matrix formula yields that

$$v \equiv 1 - \begin{pmatrix} c' & p_1'(c + r_X) & b p_1'(c + r_X) + g_1'(c + r_Y) \end{pmatrix} \text{var}(W_1, X, Y)^{-1} \begin{pmatrix} c \\ p_1'(c + r_X) \\ b p_1'(c + r_X) + g_1'(c + r_Y) \end{pmatrix} > 0.$$

Let \widetilde{W}_2 be a unit-variance random variable that is uncorrelated with (W_1, X, Y) and let

$$W_2 = \begin{pmatrix} c' & p_1'(c + r_X) & b p_1'(c + r_X) + g_1'(c + r_Y) \end{pmatrix} \text{var}(W_1, X, Y)^{-1} \begin{pmatrix} W_1 \\ X \\ Y \end{pmatrix} + v^{1/2} \widetilde{W}_2.$$

We can verify that $\text{var}(W_2, W_1, X, Y) = \Sigma$. Thus we have constructed a joint distribution of (W_2, W_1, X, Y) . By construction, this distribution is consistent with the distribution of (Y, X, W_1) .

Part 3: Verifying consistency with the assumptions and equations (1) and (2).

We can immediately see that A1 holds since Σ is positive definite. W_2 is a scalar with $\text{var}(W_2) = 1$ by definition of W_2 . A6 holds by $\text{cov}(W_1, W_2) = c$ and $\|c\|_{\Sigma_{\text{obs}}^{-1}} \in [\underline{c}, \bar{c}]$. We show that A3 and A5 hold below.

Next we show that $Y^{\perp X, W} = Y - bX - g_1' W_1 - (r_Y' g_1) W_2$ by verifying that it is uncorrelated

with (X, W_1, W_2) . First,

$$\begin{aligned} \text{cov}(Y - bX - g'_1 W_1 - (r'_Y g_1) W_2, X) &= (\text{cov}(Y, X) - b \text{var}(X)) - g'_1 \text{cov}(W_1, X) - (r'_Y g_1) p'_1 (r_X + c) \\ &= g'_1 (\text{var}(W_1) + c r'_X + r_Y c' + r_Y r'_X) p_1 - g'_1 (\text{var}(W_1) + c r'_X) p_1 - g'_1 (r_Y r'_X + r_Y c') p_1 \\ &= 0 \end{aligned}$$

where we used equations (S12)–(S14). Using these equations again,

$$\begin{aligned} \text{cov}(Y - bX - g'_1 W_1 - (r'_Y g_1) W_2, W_1) &= \text{cov}(Y, W_1) - b \text{cov}(X, W_1) - g'_1 \text{var}(W_1) - (r'_Y g_1) c' \\ &= (b \text{cov}(X, W_1) + g'_1 (\text{var}(W_1) + r_Y c')) - b \text{cov}(X, W_1) - g'_1 \text{var}(W_1) - (g'_1 r_Y) c' \\ &= 0. \end{aligned}$$

Finally,

$$\begin{aligned} \text{cov}(Y - bX - g'_1 W_1 - (r'_Y g_1) W_2, W_2) &= \text{cov}(Y, W_2) - b \text{cov}(X, W_2) - g'_1 c - r'_Y g_1 \\ &= (b p'_1 (c + r_X) + g'_1 (c + r_Y)) - b p'_1 (c + r_X) - g'_1 c - g'_1 r_Y \\ &= 0. \end{aligned}$$

Thus equation (1) holds with $(\beta_{\text{long}}, \gamma_1, \gamma_2) = (b, g_1, r'_Y g_1)$. By Lemma S10, this implies A5 holds. Finally, we show that $X^{\perp W} = X - p'_1 W_1 - (r'_X p_1) W_2$ by verifying it is uncorrelated with (W_1, W_2) :

$$\begin{aligned} \text{cov}(X - p'_1 W_1 - (r'_X p_1) W_2, W_1) &= p'_1 (\text{var}(W_1) + r_X c') - p'_1 \text{var}(W_1) - r'_X p_1 c' = 0 \\ \text{cov}(X - p'_1 W_1 - (r'_X p_1) W_2, W_2) &= p'_1 (r_X + c) - p'_1 c - r'_X p_1 = 0. \end{aligned}$$

Here we used $\text{cov}(X, W_1) = p'_1 (\text{var}(W_1) + r_X c')$. Therefore equation (2) holds with $(\pi_1, \pi_2) = (p_1, p'_1 r_X)$. By Lemma S10, A3 holds.

Overall, we have constructed a joint distribution of (W_2, W_1, X, Y) that is consistent with assumptions A1 and A3–A6, the known distribution of (Y, X, W_1) , and projection equations (1) and (2) with $\beta_{\text{long}} = b$. It follows that the set $\mathcal{B}_I(\bar{r}_X, \bar{r}_Y, \bar{c})$ is sharp. \square

L Additional Details on the Derivation of Equations (S20) and (S22)

In this section, we provide detailed calculations that lead to equations (S20) and (S22). We begin with equation (S22) since we'll use some of these derivations to show equation (S20). As a preliminary step, we first compute

$$\text{var}(W_2, X, W_1)^{-1} = \begin{pmatrix} 1 & \pi'_1 c & c' \\ \pi'_1 c & \text{var}(X) & \text{cov}(X, W_1) \\ c & \text{cov}(W_1, X) & \text{var}(W_1) \end{pmatrix}^{-1} \equiv \begin{pmatrix} A & B \\ C & D \end{pmatrix}^{-1}$$

where we defined

$$A = \begin{pmatrix} 1 & \pi'_1 c \\ \pi'_1 c & \text{var}(X) \end{pmatrix}, \quad B = C' = \begin{pmatrix} c' \\ \text{cov}(X, W_1) \end{pmatrix}, \quad \text{and} \quad D = \text{var}(W_1).$$

Note that $D = \text{var}(W_1)$ is invertible. $A - BD^{-1}C$ is also invertible because

$$\begin{aligned} A - BD^{-1}C &= \begin{pmatrix} 1 & \pi_1'c \\ \pi_1'c & \text{var}(X) \end{pmatrix} - \begin{pmatrix} c' \\ \text{cov}(X, W_1) \end{pmatrix} \text{var}(W_1)^{-1} \begin{pmatrix} c & \text{cov}(W_1, X) \end{pmatrix} \\ &= \begin{pmatrix} 1 & \pi_1'c \\ \pi_1'c & \text{var}(X) \end{pmatrix} - \begin{pmatrix} c' \text{var}(W_1)^{-1}c & c'\pi_1 \\ \pi_1'c & \pi_1' \text{cov}(W_1, X) \end{pmatrix} \\ &= \begin{pmatrix} 1 - c' \text{var}(W_1)^{-1}c & 0 \\ 0 & \text{var}(X^\perp W_1) \end{pmatrix}. \end{aligned}$$

Recall that c in equation (S22) is such that $c' \text{var}(W_1)^{-1}c < 1$ and that $\text{var}(X^\perp W_1)$ is invertible by A1. Therefore we can use the following partitioned inverse formula to compute

$$\begin{aligned} &\begin{pmatrix} 1 & \pi_1'c & c' \\ \pi_1'c & \text{var}(X) & \text{cov}(X, W_1) \\ c & \text{cov}(W_1, X) & \text{var}(W_1) \end{pmatrix}^{-1} \\ &= \begin{pmatrix} (A - BD^{-1}C)^{-1} & -(A - BD^{-1}C)^{-1}BD^{-1} \\ -D^{-1}C(A - BD^{-1}C)^{-1} & D^{-1} + D^{-1}C(A - BD^{-1}C)^{-1}BD^{-1} \end{pmatrix} \\ &= \begin{pmatrix} (1 - c' \text{var}(W_1)^{-1}c)^{-1} & 0 & -\left((1 - c' \text{var}(W_1)^{-1}c)^{-1} \text{var}(X^\perp W_1)^{-1} \right) \begin{pmatrix} c' \\ \text{cov}(X, W_1) \end{pmatrix} \text{var}(W_1)^{-1} \\ -\text{var}(W_1)^{-1} \begin{pmatrix} c & \text{cov}(W_1, X) \end{pmatrix} \begin{pmatrix} (1 - c' \text{var}(W_1)^{-1}c)^{-1} & 0 \\ 0 & \text{var}(X^\perp W_1)^{-1} \end{pmatrix} & \text{var}(W_1)^{-1} + \text{var}(W_1)^{-1} \begin{pmatrix} c & \text{cov}(W_1, X) \end{pmatrix} \begin{pmatrix} (1 - c' \text{var}(W_1)^{-1}c)^{-1} & 0 \\ 0 & \text{var}(X^\perp W_1)^{-1} \end{pmatrix} \begin{pmatrix} c' \\ \text{cov}(X, W_1) \end{pmatrix} \text{var}(W_1)^{-1} \end{pmatrix} \\ &= \begin{pmatrix} (1 - c' \text{var}(W_1)^{-1}c)^{-1} & 0 & -\left((1 - c' \text{var}(W_1)^{-1}c)^{-1} \text{var}(X^\perp W_1)^{-1} \right) \begin{pmatrix} c' \text{var}(W_1)^{-1} \\ \pi_1' \end{pmatrix} \\ -\left(\text{var}(W_1)^{-1}c \ \pi_1' \right) \begin{pmatrix} (1 - c' \text{var}(W_1)^{-1}c)^{-1} & 0 \\ 0 & \text{var}(X^\perp W_1)^{-1} \end{pmatrix} & \text{var}(W_1)^{-1} + \left(\text{var}(W_1)^{-1}c \ \pi_1' \right) \begin{pmatrix} (1 - c' \text{var}(W_1)^{-1}c)^{-1} & 0 \\ 0 & \text{var}(X^\perp W_1)^{-1} \end{pmatrix} \begin{pmatrix} c' \text{var}(W_1)^{-1} \\ \pi_1' \end{pmatrix} \end{pmatrix} \\ &= \begin{pmatrix} (1 - c' \text{var}(W_1)^{-1}c)^{-1} & 0 & -\left((1 - c' \text{var}(W_1)^{-1}c)^{-1} c' \text{var}(W_1)^{-1} \right) \\ -\left(\text{var}(W_1)^{-1}c(1 - c' \text{var}(W_1)^{-1}c)^{-1} \ \pi_1' \text{var}(X^\perp W_1)^{-1} \right) & \text{var}(W_1)^{-1} + \text{var}(W_1)^{-1}c c' \text{var}(W_1)^{-1} (1 - c' \text{var}(W_1)^{-1}c)^{-1} + \pi_1' \pi_1' \text{var}(X^\perp W_1)^{-1} \\ (1 - c' \text{var}(W_1)^{-1}c)^{-1} & 0 & -\left((1 - c' \text{var}(W_1)^{-1}c)^{-1} c' \text{var}(W_1)^{-1} \right) \\ -\text{var}(W_1)^{-1}c(1 - c' \text{var}(W_1)^{-1}c)^{-1} & -\pi_1' \text{var}(X^\perp W_1)^{-1} & -\text{var}(X^\perp W_1)^{-1} \pi_1' \end{pmatrix} \\ &= \begin{pmatrix} (1 - c' \text{var}(W_1)^{-1}c)^{-1} & 0 & -\left((1 - c' \text{var}(W_1)^{-1}c)^{-1} c' \text{var}(W_1)^{-1} \right) \\ -\text{var}(W_1)^{-1}c(1 - c' \text{var}(W_1)^{-1}c)^{-1} & -\pi_1' \text{var}(X^\perp W_1)^{-1} & -\text{var}(X^\perp W_1)^{-1} \pi_1' \end{pmatrix}. \end{aligned}$$

Recall that here $c = \text{cov}(W_1, W_2)$. Given this expression for $\text{var}(W_2, X, W_1)^{-1}$, we now compute the non-constant term in $\mathbb{L}(Y \mid 1, W_2, X, W_1)$:

$$\begin{aligned} &(\text{cov}(Y, W_2) \ \text{cov}(Y, X) \ \text{cov}(Y, W_1)) \text{var}(W_2, X, W_1)^{-1} \begin{pmatrix} W_2 \\ X \\ W_1 \end{pmatrix} \\ &= (\beta_{\text{long}} \pi_1'c + g_1'c + g_2 \ \beta_{\text{long}} \text{var}(X) + g_1' \text{var}(W_1) \pi_1 + g_2 \pi_1'c \ \beta_{\text{long}} \pi_1' \text{var}(W_1) + g_1' \text{var}(W_1) + g_2 c') \begin{pmatrix} 1 & \pi_1'c & c' \\ \pi_1'c & \text{var}(X) & \text{cov}(X, W_1) \\ c & \text{cov}(W_1, X) & \text{var}(W_1) \end{pmatrix}^{-1} \begin{pmatrix} W_2 \\ X \\ W_1 \end{pmatrix} \\ &= (\beta_{\text{long}} \pi_1'c + g_1'c + g_2 \ \beta_{\text{long}} \text{var}(X) + g_1' \text{var}(W_1) \pi_1 + g_2 \pi_1'c \ \beta_{\text{long}} \pi_1' \text{var}(W_1) + g_1' \text{var}(W_1) + g_2 c') \\ &\quad \times \begin{pmatrix} (1 - c' \text{var}(W_1)^{-1}c)^{-1} & 0 & -(1 - c' \text{var}(W_1)^{-1}c)^{-1} c' \text{var}(W_1)^{-1} \\ 0 & \text{var}(X^\perp W_1)^{-1} & -\text{var}(X^\perp W_1)^{-1} \pi_1' \\ -\text{var}(W_1)^{-1}c(1 - c' \text{var}(W_1)^{-1}c)^{-1} & -\pi_1' \text{var}(X^\perp W_1)^{-1} & \text{var}(W_1)^{-1} + \text{var}(W_1)^{-1}c c' \text{var}(W_1)^{-1} (1 - c' \text{var}(W_1)^{-1}c)^{-1} + \pi_1' \pi_1' \text{var}(X^\perp W_1)^{-1} \end{pmatrix} \\ &\quad \times \begin{pmatrix} W_2 \\ X \\ W_1 \end{pmatrix} \\ &\equiv T_1 W_2 + T_2 X + T_3 W_1, \end{aligned}$$

where we defined

$$\begin{aligned} T_1 &= (\beta_{\text{long}} \pi_1'c + g_1'c + g_2)(1 - c' \text{var}(W_1)^{-1}c)^{-1} \\ &\quad + (\beta_{\text{long}} \pi_1' \text{var}(W_1) + g_1' \text{var}(W_1) + g_2 c')(-\text{var}(W_1)^{-1}c(1 - c' \text{var}(W_1)^{-1}c)^{-1}) \\ &= (\beta_{\text{long}} \pi_1'c + g_1'c + g_2)(1 - c' \text{var}(W_1)^{-1}c)^{-1} - \beta_{\text{long}} \pi_1'c(1 - c' \text{var}(W_1)^{-1}c)^{-1} \\ &\quad - g_1'c(1 - c' \text{var}(W_1)^{-1}c)^{-1} - g_2 c' \text{var}(W_1)^{-1}c(1 - c' \text{var}(W_1)^{-1}c)^{-1} \\ &= g_2(1 - c' \text{var}(W_1)^{-1}c)^{-1} - g_2 c' \text{var}(W_1)^{-1}c(1 - c' \text{var}(W_1)^{-1}c)^{-1} \\ &= g_2 \frac{1 - c' \text{var}(W_1)^{-1}c}{1 - c' \text{var}(W_1)^{-1}c} \end{aligned}$$

$$= g_2$$

$$\begin{aligned} T_2 &= (\beta_{\text{long}} \text{var}(X) + g'_1 \text{var}(W_1)\pi_1 + g_2\pi'_1 c) \text{var}(X^{\perp W_1})^{-1} \\ &\quad - (\beta_{\text{long}}\pi'_1 \text{var}(W_1) + g'_1 \text{var}(W_1) + g_2 c')\pi_1 \text{var}(X^{\perp W_1})^{-1} \\ &= \beta_{\text{long}} \text{var}(X^{\perp W_1})^{-1}(\text{var}(X) - \pi'_1 \text{var}(W_1)\pi_1) \\ &\quad + g'_1(\text{var}(W_1)\pi_1 - \text{var}(W_1)\pi_1) \text{var}(X^{\perp W_1})^{-1} + g_2(\pi'_1 c - c'\pi_1) \text{var}(X^{\perp W_1})^{-1} \\ &= \beta_{\text{long}} \end{aligned}$$

$$\begin{aligned} T'_3 &= -(\beta_{\text{long}}\pi'_1 c + g'_1 c + g_2)(1 - c' \text{var}(W_1)^{-1} c)^{-1} c' \text{var}(W_1)^{-1} \\ &\quad - (\beta_{\text{long}} \text{var}(X) + g'_1 \text{var}(W_1)\pi_1 + g_2\pi'_1 c) \text{var}(X^{\perp W_1})^{-1} \pi'_1 \\ &\quad + (\beta_{\text{long}}\pi'_1 \text{var}(W_1) + g'_1 \text{var}(W_1) + g_2 c') \times \\ &\quad (\text{var}(W_1)^{-1} + \text{var}(W_1)^{-1} c c' \text{var}(W_1)^{-1} (1 - c' \text{var}(W_1)^{-1} c)^{-1} + \pi_1 \pi'_1 \text{var}(X^{\perp W_1})^{-1}) \\ &\equiv \beta_{\text{long}} T_{31} + g'_1 T_{32} + g_2 T_{33}. \end{aligned}$$

In the expression for T'_3 we defined

$$\begin{aligned} T_{31} &= -\pi'_1 c (1 - c' \text{var}(W_1)^{-1} c)^{-1} c' \text{var}(W_1)^{-1} - \text{var}(X) \text{var}(X^{\perp W_1})^{-1} \pi'_1 \\ &\quad + \pi'_1 \text{var}(W_1) (\text{var}(W_1)^{-1} + \text{var}(W_1)^{-1} c c' \text{var}(W_1)^{-1} (1 - c' \text{var}(W_1)^{-1} c)^{-1} + \pi_1 \pi'_1 \text{var}(X^{\perp W_1})^{-1}) \\ &= \frac{-\pi'_1 c c' \text{var}(W_1)^{-1}}{1 - c' \text{var}(W_1)^{-1} c} - \text{var}(X) \text{var}(X^{\perp W_1})^{-1} \pi'_1 + \pi'_1 \\ &\quad + \frac{\pi'_1 c c' \text{var}(W_1)^{-1}}{1 - c' \text{var}(W_1)^{-1} c} + \pi'_1 \text{var}(W_1) \pi_1 \pi'_1 \text{var}(X^{\perp W_1})^{-1} \\ &= -\text{var}(X) \text{var}(X^{\perp W_1})^{-1} \pi'_1 + \pi'_1 + \pi'_1 \text{var}(W_1) \pi_1 \pi'_1 \text{var}(X^{\perp W_1})^{-1} \\ &= \frac{1}{\text{var}(X^{\perp W_1})} (-\text{var}(X) + \text{var}(X^{\perp W_1}) + \pi'_1 \text{var}(W_1) \pi_1) \pi'_1 \\ &= \frac{1}{\text{var}(X^{\perp W_1})} (\text{var}(X^{\perp W_1}) - \text{var}(X^{\perp W_1})) \pi'_1 \\ &= 0 \end{aligned}$$

$$\begin{aligned} T_{32} &= -\frac{c c' \text{var}(W_1)^{-1}}{1 - c' \text{var}(W_1)^{-1} c} - \text{var}(W_1) \pi_1 \pi'_1 \text{var}(X^{\perp W_1})^{-1} + I \\ &\quad + \frac{c c' \text{var}(W_1)^{-1}}{1 - c' \text{var}(W_1)^{-1} c} + \text{var}(W_1) \pi_1 \pi'_1 \text{var}(X^{\perp W_1})^{-1} \\ &= I \end{aligned}$$

$$\begin{aligned} T_{33} &= -\frac{c' \text{var}(W_1)^{-1}}{1 - c' \text{var}(W_1)^{-1} c} - \pi'_1 c \pi'_1 \text{var}(X^{\perp W_1})^{-1} + c' \text{var}(W_1)^{-1} \\ &\quad + \frac{c' \text{var}(W_1)^{-1} c c' \text{var}(W_1)^{-1}}{1 - c' \text{var}(W_1)^{-1} c} + c' \pi_1 \pi'_1 \text{var}(X^{\perp W_1})^{-1} \\ &= c' \text{var}(W_1)^{-1} \left(\frac{-1}{1 - c' \text{var}(W_1)^{-1} c} + 1 + \frac{c' \text{var}(W_1)^{-1} c}{1 - c' \text{var}(W_1)^{-1} c} \right) \end{aligned}$$

$$\begin{aligned}
& + \pi_1' c (\pi_1' \text{var}(X^\perp W_1)^{-1} - \pi_1' \text{var}(X^\perp W_1)^{-1}) \\
& = c' \text{var}(W_1)^{-1} (-1 + 1 - c' \text{var}(W_1)^{-1} c + c' \text{var}(W_1)^{-1} c) \frac{1}{1 - c' \text{var}(W_1)^{-1} c} \\
& = 0.
\end{aligned}$$

Therefore $T_3 = g_1'$. Putting everything together gives

$$\mathbb{L}(Y \mid 1, X, W_1, W_2) = \beta_{\text{long}} X + g_1' W_1 + g_2 W_2 + \text{const.}$$

as desired.

To show that equation (S20) holds, we have

$$\begin{aligned}
& \text{var}(Y) - \begin{pmatrix} \beta_{\text{long}} \pi_1' c + g_1' c + g_2 & \text{cov}(Y, X) & \text{cov}(Y, W_1) \end{pmatrix} \times \\
& \quad \begin{pmatrix} 1 & \pi_1' c & c' \\ \pi_1' c & \text{var}(X) & \text{cov}(X, W_1) \\ c & \text{cov}(W_1, X) & \text{var}(W_1) \end{pmatrix}^{-1} \begin{pmatrix} \beta_{\text{long}} \pi_1' c + g_1' c + g_2 \\ \text{cov}(Y, X) \\ \text{cov}(W_1, Y) \end{pmatrix} \\
& = \text{var}(Y) - \begin{pmatrix} g_2 & \beta_{\text{long}} & g_1' \end{pmatrix} \begin{pmatrix} \beta_{\text{long}} \pi_1' c + g_1' c + g_2 \\ \text{cov}(Y, X) \\ \text{cov}(W_1, Y) \end{pmatrix} \\
& = \text{var}(Y) - \begin{pmatrix} g_2 & \beta_{\text{long}} & g_1' \end{pmatrix} \begin{pmatrix} \beta_{\text{long}} \pi_1' c + g_1' c + g_2 \\ \beta_{\text{long}} \text{var}(X) + g_1' \text{cov}(W_1, X) + g_2 \pi_1' c \\ \beta_{\text{long}} \text{cov}(W_1, X) + \text{var}(W_1) g_1 + g_2 c \end{pmatrix} \\
& = \text{var}(Y) - \beta_{\text{long}}^2 \text{var}(X) - g_1' \text{var}(W_1) g_1 - g_2^2 \\
& \quad - 2\beta_{\text{long}} \text{cov}(X, W_1) g_1 - 2g_1' \text{cov}(W_1, W_2) g_2 - 2\beta_{\text{long}} g_2 \pi_1' \text{cov}(W_1, W_2) \\
& = \text{var}(Y) - \beta_{\text{long}}^2 \text{var}(X) - g_1' \text{var}(W_1) g_1 - g_2^2 - 2\beta_{\text{long}} \pi_1' \text{var}(W_1) g_1 - 2g_1' c g_2 - 2\beta_{\text{long}} g_2 \pi_1' c \\
& = \text{var}(Y) - \beta_{\text{long}}^2 \text{var}(X) - g_1' \text{var}(W_1) g_1 - g_2^2 - 2\beta_{\text{long}} \pi_1' \text{var}(W_1) g_1 \\
& \quad - 2g_1' (\text{cov}(W_1, Y) - \beta_{\text{long}} \text{cov}(W_1, X) - \text{var}(W_1) g_1) \\
& \quad - 2\beta_{\text{long}} \pi_1' (\text{cov}(W_1, Y) - \beta_{\text{long}} \text{cov}(W_1, X) - \text{var}(W_1) g_1) \\
& = \text{var}(Y) - \beta_{\text{long}}^2 \text{var}(X) - g_1' \text{var}(W_1) g_1 - 2\beta_{\text{long}} \text{cov}(X, W_1) g_1 \\
& \quad - 2g_1' \text{cov}(W_1, Y) + 2g_1' \beta_{\text{long}} \text{cov}(W_1, X) + 2g_1' \text{var}(W_1) g_1 \\
& \quad - 2\beta_{\text{long}} \pi_1' \text{cov}(W_1, Y) + 2\beta_{\text{long}}^2 \pi_1' \text{cov}(W_1, X) + 2\beta_{\text{long}} \pi_1' \text{var}(W_1) g_1 - g_2^2 \\
& = \text{var}(Y) - \beta_{\text{long}}^2 \text{var}(X) + g_1' \text{var}(W_1) g_1 - 2g_1' \text{cov}(W_1, Y) \\
& \quad - 2\beta_{\text{long}} \pi_1' \text{cov}(W_1, Y) + 2\beta_{\text{long}} g_1' \text{cov}(W_1, X) + 2\beta_{\text{long}}^2 \pi_1' \text{cov}(W_1, X) - g_2^2 \\
& = U(g_1) - g_2^2.
\end{aligned}$$

The first equality follows by the same derivations as we used to show equation (S22). The second equality follows from two applications of equation (S19): We directly use equation (S19) to get an expression for $\text{cov}(W_1, Y)$. We also use it indirectly to get an expression for $\text{cov}(Y, X)$. To see this, recall that equation (S19) is

$$g_2 c = \text{cov}(W_1, Y) - \beta_{\text{long}} \text{cov}(W_1, X) - \text{var}(W_1) g_1. \quad (\text{S19})$$

Since

$$\beta_{\text{long}} = \frac{\text{cov}(Y, X) - \text{cov}(Y, W_1)\pi_1}{\text{var}(X) - \text{cov}(X, W_1)\pi_1}$$

we can rearrange this equation and substitute in equation (S19) to get

$$\begin{aligned}\text{cov}(Y, X) &= \beta_{\text{long}}(\text{var}(X) - \text{cov}(X, W_1)\pi_1) + \pi_1' \text{cov}(W_1, Y) \\ &= \beta_{\text{long}}(\text{var}(X) - \text{cov}(X, W_1)\pi_1) + \pi_1'(g_2c + \beta_{\text{long}} \text{cov}(W_1, X) + \text{var}(W_1)g_1) \\ &= \beta_{\text{long}} \text{var}(X) + g_1' \text{cov}(W_1, X) + g_2\pi_1'c.\end{aligned}$$

Thus the second equality above holds. The final equality above follows from the definition of $U(g_1)$.

References

- ABADIR, K. M. AND J. R. MAGNUS (2005): *Matrix Algebra*, Cambridge University Press.
- ALTONJI, J. G., T. E. ELDER, AND C. R. TABER (2005): “Selection on observed and unobserved variables: Assessing the effectiveness of Catholic schools,” *Journal of Political Economy*, 113, 151–184.
- ANGRIST, J. D. (1998): “Estimating the Labor Market Impact of Voluntary Military Service Using Social Security Data on Military Applicants,” *Econometrica*, 66, 249–288.
- CINELLI, C. AND C. HAZLETT (2020): “Making sense of sensitivity: Extending omitted variable bias,” *Journal of the Royal Statistical Society: Series B (Statistical Methodology)*, 82, 39–67.
- KRAUTH, B. (2016): “Bounding a linear causal effect using relative correlation restrictions,” *Journal of Econometric Methods*, 5, 117–141.
- OSTER, E. (2019): “Unobservable selection and coefficient stability: Theory and evidence,” *Journal of Business & Economic Statistics*, 37, 187–204.
- SCOTT, A. AND C.-F. WU (1981): “On the asymptotic distribution of ratio and regression estimators,” *Journal of the American Statistical Association*, 76, 98–102.
- TABELLINI, M. (2020): “Gifts of the immigrants, woes of the natives: Lessons from the age of mass migration,” *The Review of Economic Studies*, 87, 454–486.