

The solution to the ‘1/2 vs 3/2’ puzzle

Guo-Li Wang^{1,2*}, Qiang Li^{3*}, Tianhong Wang^{4*},
Tai-Fu Feng^{1,2}, Xing-Gang Wu⁵, Chao-Hsi Chang^{6,7}

¹ *Department of Physics, Hebei University, Baoding 071002, China*

² *Key Laboratory of High-precision Computation and Application of
Quantum Field Theory of Hebei Province, Baoding 071002, China*

³ *School of Physical Science and Technology,*

Northwestern Polytechnical University, Xi'an 710072, China

⁴ *School of Physics, Harbin Institute of Technology, Harbin 150001, China*

⁵ *Department of Physics, Chongqing Key Laboratory for Strongly Coupled Physics,
Chongqing University, Chongqing 401331, China*

⁶ *Institute of Theoretical Physics,*

Chinese Academy of Science, Beijing 100190, China

⁷ *CCAST(World Laboratory), P.O. Box 8730, Beijing 100190, China*

* wgl@hbu.edu.cn, corresponding author
* corresponding author
* corresponding author

Abstract

Using an almost complete relativistic method based on the Bethe-Salpeter equation, we study the mixing angle θ , the mass splitting ΔM , the strong decay widths $\Gamma(D_1^{(\prime)})$ and the weak production rates $Br(B \rightarrow D_1^{(\prime)} \ell \nu_\ell)$ of the $D_1(2420)$ and $D_1'(2430)$. We find there is the strong cancellation between the 1P_1 and 3P_1 partial waves in $D_1'(2430)$ with $\theta \sim -35.3^\circ$, which leads to the ‘1/2 vs 3/2’ puzzle. The puzzle can not be overcome by adding only relativistic corrections since in a large parameter range where ΔM is linear varying and not small, the θ , $\Gamma(D_1^{(\prime)})$ and $Br(B \rightarrow D_1^{(\prime)} \ell \nu_\ell)$ remain almost unchanged but conflict with data. While in a special range around the mass inverse point where $\Delta M = 0$ and $\theta = \pm 90^\circ$, they change rapidly but we find the windows where ΔM , $\Gamma(D_1^{(\prime)})$ and $Br(B \rightarrow D_1^{(\prime)} \ell \nu_\ell)$ are all consistent with data. The small ΔM confirmed by experiment, is crucial to solve the ‘1/2 vs 3/2’ puzzle.

I. INTRODUCTION

In the B semi-leptonic decays, there is a long-lived puzzle, which is the ‘1/2 vs 3/2’ puzzle [1–6]. That is, theoretical calculations predict that semi-leptonic B decays should have a substantially smaller rate to the $\frac{1}{2}^+$ than to the $\frac{3}{2}^+$ doublet, $Br(B \rightarrow D_{0,1}^{1/2} \ell \nu_\ell) \ll Br(B \rightarrow D_{1,2}^{3/2} \ell \nu_\ell)$, which conflicts with experimental results, $Br(B \rightarrow D_{0,1}^{1/2} \ell \nu_\ell) \approx Br(B \rightarrow D_{1,2}^{3/2} \ell \nu_\ell)$ and inspires a lot of research interests [7–12]. Many efforts have been made to overcome this difficulty [13–17], and part of the theoretical-experimental differences, for example, the $B \rightarrow D_0 \ell \nu_\ell$ decay could be improved by adding relativistic corrections [18, 19], while the puzzle regarding the two 1^+ states D_1 and D'_1 remains to this day.

Since there is a light quark in B and P wave D_J ($J = 0, 1, 2$) mesons, the relativistic corrections are expected large in the transition $B \rightarrow D_J$. Actually, we have shown that even in a double heavy $0^- \rightarrow 0^+$ process $B_c \rightarrow \chi_{c0} \ell \nu_\ell$, the relativistic corrections are very large [20, 21]. Our previous study confirms that the $Br(B \rightarrow D_0 \ell \nu_\ell)$ can be enhanced substantially [19] and consist with data. For the process $B \rightarrow D_2 \ell \nu_\ell$, the relativistic corrections almost cancel each other [20]. So in a relativistic study, the $Br(B \rightarrow D_2 \ell \nu_\ell)$ agrees with data [19]. While for the two 1^+ final states, choosing our usually used parameters, we find large cancellation between 1P_1 and 3P_1 partial waves in D'_1 state, which leads to an one order smaller $Br(B \rightarrow D'_1 \ell \nu_\ell)$ than $Br(B \rightarrow D_1 \ell \nu_\ell)$, see the figure 3. Other relativistic studies also obtained the similar results [18, 22]. So relativistic corrections, or similarly, $1/m$ corrections in Heavy Quark Effective Theory (HQET) [14] can not overcome the ‘1/2 vs 3/2’ puzzle.

In addition, when calculate the strong decays, we find the $D'_1(2430)$ strong decay width is within the range of data, while the $D_1(2420)$ width is about half of the experimental data, see figure 2. So both the strong decay widths and the weak production rates in theory do not agree with data. We know that 1^+ states D_1 and D'_1 are mixture of 1P_1 and 3P_1 , and Ref. [16] pointed out that the mixing may soften the ‘1/2 vs 3/2’ puzzle, therefore, we wonder whether this puzzle could be solved by using a complete

relativistic method with the help of such mixing property.

In previous paper [23], we solved the complete Salpeter equation for a 1^+ state, and obtained almost complete relativistic wave function (except the instantaneous approximation), which provides us a new way to calculate the mixing angle. We find this almost complete relativistic method brings new phenomena, namely the obtained meson masses inverse and the the mixing angle flips in some parameter spaces. At the same time, it also leads to great changes of some physical quantities in this range. So we wonder whether this new phenomenon could help to explain the ‘1/2 vs 3/2’ puzzle.

In Sect. II, we will give the relativistic wave functions used and our method to calculate the mixing angle for 1^+ states. The methods to calculate the transition matrix elements for weak and strong decays are shown in Sect. III. Our results are given in Sect. IV. Finally, we give a short summary in Sect. V.

II. RELATIVISTIC WAVE FUNCTIONS

In this section, we give the relativistic wave functions of the bound states used in this paper. The quantum number J^P of each term in the wave function is the same as that of the meson. The relativistic wave function of a meson is a function of momentum P , mass M , possible polarization ε of the meson, as well as the relative momentum q between quark 1 and anti-quark 2 with $q_{\perp} = q - \frac{q \cdot P}{M^2} P$ ($= (0, \vec{q})$ in the center-of-mass frame of the meson), the quark mass m_1 , anti-quark mass m_2 , quark energy ω_1 , and anti-quark energy ω_2 with $\omega_i = \sqrt{m_i^2 + \vec{q}^2}$ ($i = 1, 2$).

A. Wave function of a 1^+ state and its mixing angle

In a previous paper [23], by solving the complete instantaneous Bethe-Salpeter equation [24, 25] for a 1^+ state, we obtain the relativistic wave function for D_1 or D'_1 ,

$$\begin{aligned} \varphi_P^{1^+}(q_\perp) = & \varepsilon \cdot q_\perp \left(g_1 + g_2 \frac{\not{P}}{M} - g_1 x_- \not{q}_\perp + \frac{g_2 x_+ \not{q}_\perp \not{P}}{M} \right) \gamma^5 \\ & + \frac{i}{M} \left(h_1 + h_2 \frac{\not{P}}{M} - h_1 x_- \not{q}_\perp + \frac{h_2 x_+ \not{q}_\perp \not{P}}{M} \right) \epsilon_{\nu\lambda\rho\sigma} \gamma^\nu P^\lambda q_\perp^\rho \varepsilon^\sigma, \end{aligned} \quad (1)$$

where we have defined the shorthands

$$x_+ = \frac{\omega_1 + \omega_2}{m_1\omega_2 + m_2\omega_1}, \quad x_- = \frac{\omega_1 - \omega_2}{m_1\omega_2 + m_2\omega_1}.$$

The normalization condition is

$$1 = \int \frac{d^3\vec{q}}{(2\pi)^3} \frac{8\omega_1\omega_2\vec{q}^2}{3M(m_1\omega_2 + m_2\omega_1)} (g_1g_2 + 2h_1h_2) \equiv \cos^2\theta + \sin^2\theta. \quad (2)$$

In contrast to the non-relativistic wave function which only contains one independent wave function, our relativistic wave function contains four independent radial wave functions $g_1(\vec{q}^2)$, $g_2(\vec{q}^2)$, $h_1(\vec{q}^2)$ and $h_2(\vec{q}^2)$, whose numerical values are obtained by solving the instantaneous BS equation which contains four coupled equations [23]. Since this method is almost complete relativistic one except the only approximation of instantaneous approach which is suitable for a heavy meson, our solutions can perfectly describe the real physical world, that is the solutions of 1^+ states appear in pairs. For example, the first two solutions are all $1P$ states, they are D_1 and D'_1 states with close masses, and the second two are all $2P$ states, etc, see for examples Refs. [23, 27].

Using this relativistic wave function, we provide a new way to calculate the mixing angle between 1P_1 and 3P_1 states [23, 27], see the second equation of Eq. (2) in this paper, where the mixing angle θ is defined. Different from the usual method by using the interaction potential, the mixing angle is calculated by the relativistic wave function, which is more accurate since the wave functions is relativistic. In Eq. (1), $g_1(\vec{q}^2)$ and $g_2(\vec{q}^2)$ are 1P_1 waves, while $h_1(\vec{q}^2)$ and $h_2(\vec{q}^2)$ are 3P_1 waves, so the solutions of Eq.(1) are all mixed states of 1P_1 and 3P_1 . But the right hand side of Eq. (2) cannot

give an unique angle with definite value and sign since it is an equation with multiple solutions. While we have given the wave functions of 1P_1 and 3P_1 states, separately in Ref. [26]. Comparing the numerical values of complete wave function in Eq. (1) for 1^+ state with those of the 3P_1 wave function in Eq. (17) and 1P_1 wave function in Eq. (23) in Ref. [26], we can uniquely determine the value and the sign of the mixing angle, and conclude that the definition of the mixing in Eq. (2) is equivalent to the following commonly used formula

$$\begin{aligned} |D_1(2420)\rangle &= \left|\frac{3}{2}\right\rangle = \cos\theta|^1P_1\rangle + \sin\theta|^3P_1\rangle, \\ |D'_1(2430)\rangle &= \left|\frac{1}{2}\right\rangle = -\sin\theta|^1P_1\rangle + \cos\theta|^3P_1\rangle. \end{aligned} \quad (3)$$

It should be noted that the angle here can be equivalent to 90 degree, but it is different from the case of the equal mass system, where the meson has charge conjugate parity, the wave functions of $|^1P_1\rangle$ and $|^3P_1\rangle$ cannot exist at the same time. The equivalent 90 degree angle here is mainly derived from Eq.(2), for example, when $\theta \rightarrow -90^\circ$, in fact, it means we have the relation

$$\int \frac{d^3\vec{q}}{(2\pi)^3} \frac{8\omega_1\omega_2\vec{q}^2}{3M(m_1\omega_2 + m_2\omega_1)} (g_1g_2) \rightarrow \cos^2(-90^\circ) = 0. \quad (4)$$

Therefore, it is not that the wave function is zero, but that the integral is zero, which is equivalent to an angle of -90 degree.

B. Wave function of a 0^- state

The relativistic wave function for the B meson, which is a 0^- state, is written as [28],

$$\varphi_P^{0^-}(q_\perp) = M \left(f_1 + f_2 \frac{\not{P}}{M} - f_1 x_- \not{q}_\perp + \frac{f_2 x_+ \not{q}_\perp \not{P}}{M} \right) \gamma^5, \quad (5)$$

where the numerical values of radial wave functions $f_1 = f_1(\vec{q}^2)$ and $f_2 = f_2(\vec{q}^2)$ are obtained by solving the instantaneous BS equation [28].

C. Wave function of a 1^- state

The relativistic wave function for the D^* meson, which is a 1^- state, is written as [29],

$$\begin{aligned} \varphi_P^{1^-}(q_\perp) = & b_1 M \not{\epsilon} + b_2 \not{\epsilon} \not{P} + b_1 M x_- (\epsilon \cdot q_\perp - \not{q}_\perp \not{\epsilon}) + b_2 x_+ (\not{P} \epsilon \cdot q_\perp - \not{P} \not{\epsilon} \not{q}_\perp) \\ & + \epsilon \cdot q_\perp \left[\frac{b_3 \not{q}_\perp}{M} + \frac{b_4 \not{P} \not{q}_\perp}{M^2} + \frac{(b_1 M^2 + b_3 q_\perp^2) x_+}{M} + \frac{(b_4 q_\perp^2 - b_2 M^2) x_- \not{P}}{M^2} \right], \end{aligned} \quad (6)$$

where the four independent radial wave functions b_1, b_2, b_3 and b_4 are function of \vec{q}^2 , and their numerical values are obtained by solving the instantaneous BS equation [29].

III. TRANSITION AMPLITUDE

In this section, we give the method of applying the relativistic wave functions to calculate the transition processes, which include the semi-leptonic decays $B \rightarrow D'_1 \ell \nu_\ell$, $B \rightarrow D_1 \ell \nu_\ell$, and strong decays $D'_1 \rightarrow D^* \pi$, $D_1 \rightarrow D^* \pi$.

A. Weak decay

Taking the decay $B^- \rightarrow D_1^0 \ell^- \nu_\ell$ as an example, the transition amplitude can be written as

$$\mathcal{M} = \frac{G_F}{\sqrt{2}} V_{bc} \bar{u}_\ell \gamma_\mu (1 - \gamma_5) v_{\nu_\ell} \langle D_1^0 | J^\mu | B^- \rangle, \quad (7)$$

where G_F is the Fermi constant, V_{bc} is the CKM matrix element, $J^\mu = \bar{b} \gamma^\mu (1 - \gamma_5) c$ is the charged weak current, respectively. The hadronic matrix element in our model is expressed as the overlapping integral over the positive wave functions of the initial and final mesons [30]:

$$\langle D_1^0(P_f, q_{f\perp}) | J^\mu | B^-(P, q_\perp) \rangle = \int \frac{d^3 \vec{q}}{(2\pi)^3} Tr \left\{ \bar{\varphi}_{P_f}^{++}(q_{f\perp}) \gamma^\mu (1 - \gamma_5) \varphi_P^{++}(q_\perp) \frac{\not{P}}{M} \right\}, \quad (8)$$

where $q_{f\perp} = q_\perp + \frac{m_u}{m_c + m_u} \left(P_f - \frac{P_f \cdot P}{M^2} P \right)$, $\bar{\varphi}_{P_f}^{++}(q_{f\perp}) = \gamma_0 \left(\varphi_{P_f}^{++}(q_{f\perp}) \right)^\dagger \gamma_0$. $\varphi_P^{\pm\pm}(q_\perp)$ is the positive wave function, and it is defined as $\varphi_P^{\pm\pm}(q_\perp) \equiv \Lambda_1^\pm(q_\perp) \frac{\not{P}}{M} \varphi_P(q_\perp) \frac{\not{P}}{M} \Lambda_2^\pm(q_\perp)$,

where the project operator $\Lambda_i^\pm(q_\perp) = \frac{1}{2\omega_i} \left[\frac{\not{P}}{M} \omega_i \pm (-1)^{i+1} (m_i + \not{q}_\perp) \right]$, $i = 1$ and 2 for quark and anti-quark, respectively.

B. Strong decay

Taking the OZI allowed strong decay $D_1^0 \rightarrow D^{*+} \pi^-$ as an example. To avoid using the wave function of light meson π^- which may bring us large errors because the instantaneous approximation is not good for a light meson, we abandon choosing the widely used 3P_0 model, but choose the method in Ref. [31], then the transition amplitude is written as

$$\mathcal{M} = \frac{iP_\pi^\mu}{f_\pi} \langle D^{*+} | \bar{d} \gamma_\mu \gamma_5 u | D_1^0 \rangle, \quad (9)$$

where P_π and f_π are the momentum and the decay constant of π^- , respectively. The hadronic matrix element can be written as

$$\langle D^{*+}(P_f, q_{f\perp}) | \bar{d} \gamma_\mu \gamma_5 u | D_1^0(P, q_\perp) \rangle = \int \frac{d^3 \vec{q}}{(2\pi)^3} Tr \left\{ \bar{\varphi}_{P_f}^{++}(q_{f\perp}) \frac{\not{P}}{M} \varphi_P^{++}(q_\perp) \gamma_\mu \gamma_5 \right\}, \quad (10)$$

where $q_{f\perp} = q_\perp - \frac{m_c}{m_c + m_d} \left(P_f - \frac{P_f \cdot P}{M^2} P \right)$.

IV. RESULTS

When solving the Salpeter equation, because the wave function is relativistic, to avoid double counting, we only need a non-relativistic interaction. So we choose the Cornell potential, a linear scalar potential plus a single gluon exchange vector potential [28], $I(r) = \lambda r - \frac{4\alpha_s}{3r} + V_0$. In our calculation, we choose the following fixed parameters, $m_u = m_d = 0.28$ GeV, $m_c = 1.48$ GeV, $m_b = 5.15$ GeV, and vary the free parameter V_0 to fit ground state masses. In previous paper [23], we fixed others and varied the light quark mass m_q to predict mixing angle, here we will vary λ to obtain different results. Comparing with m_q , as a parameter of the non-perturbative linear potential, the λ has a wide range in literature.

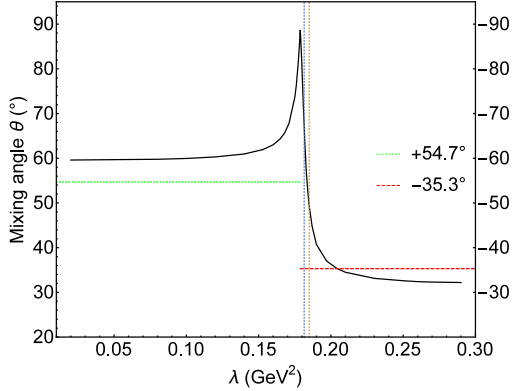


FIG. 1: The calculated mixing angle θ along with the parameter λ . Where $\theta > 0$ with $\lambda < 0.1788 \text{ GeV}^2$, while $\theta < 0$ when $\lambda > 0.1788 \text{ GeV}^2$. Between the blue and orange dotted lines is the range of our best results.

A. Mixing angle

When choosing our usually used value $\lambda = 0.21 \text{ GeV}^2$ [20], the branching ratio $Br(B \rightarrow D_1 \ell \nu_\ell)$ is a little larger than data, while the $Br(B \rightarrow D'_1 \ell \nu_\ell)$ is much smaller than data. At the same time, we find that there is a strong cancellation between 1P_1 and 3P_1 partial waves of D'_1 in the $B \rightarrow D'_1$ transition. To see if this cancellation is sensitive to the mixing angle θ , we vary the input parameter λ . A surprising phenomenon happens, the decay rate is indeed very sensitive to the mixing angle θ , but not sensitive to the direct variation of parameter λ except in some special range (note that, quark masses and λ are our input parameters, while mixing angle is calculated by using Eq.(2)).

In figure 1, for the $c\bar{q}$ ($q = u, d$) 1^+ states $D_1(2420)$ and $D'_1(2430)$, we show the relation between the mixing angle θ and λ . When $\lambda > 0.1788 \text{ GeV}^2$, the obtained θ is negative; when $\lambda < 0.1788 \text{ GeV}^2$, θ is positive; $\lambda = 0.1788 \text{ GeV}^2$ is the coincident point of $\theta = 90^\circ$ and -90° . So $\theta = 90^\circ$ and -90° are the same point in Fig. 1, at this point equivalent masses $M(D_1) = M(D'_1)$ are obtained. On the two sides of this point, the mass splitting and the mixing angle flip the sign, and the former is also called the mass inversion phenomenon [23, 32, 33]. So instead of varying the quark mass m_q [23], here

by changing the parameter λ , we also obtain the flip phenomenon which confirms the previous results [23]. Therefore we conclude that this flip phenomenon is not caused by a certain parameter, it should be the case of physics itself.

From Fig. 1, we can see that the values of θ are stable in a large parameter range, that is, if we vary the λ in a large range, the θ remains almost unchanged (same phenomenon occurs in Ref. [23], where the varying parameter is m_q). For example, when $0.2 \text{ GeV}^2 \leq \lambda \leq 0.29 \text{ GeV}^2$, θ is around $-35.3^\circ \sim -32.3^\circ$; when $0.02 \text{ GeV}^2 \leq \lambda \leq 0.16 \text{ GeV}^2$, we have $59.6^\circ \leq \theta \leq 63.0^\circ$. While in some special range, θ is very sensitive to λ . See Fig. 1, in the small range of $0.16 \text{ GeV}^2 \leq \lambda \leq 0.20 \text{ GeV}^2$, θ varies from 63.0° to 90.0° (-90.0°), and further from -90.0° to -35.3° . The total variation $\Delta\theta = 81.7^\circ$ is very huge.

The results indicate that, when using the mixing formula Eq. (3) where θ is an input parameter, (a) not any θ is reasonable; for example, the angle ranges $0 \sim 59.6^\circ$ and $-32.3^\circ \sim -0$ are prohibited in Fig. 1, where we use the red dashed and green dotted line to show the angles of -35.3° and 54.7° in the heavy quark limit from HQET as comparison; (b) large errors may exist. The mixing angle is parameter dependent, while in Eq. (3), the parameters in a certain range are used to estimate some values in another range, which may lead to an uncertain error. For example, if we use the wave functions obtained at $\theta = -35.3^\circ$ to calculate strong decays at the angle $\theta = 60.0^\circ$ with Eq. (3), the results are $\Gamma(D_1 \rightarrow D^{*+}\pi^-) = 185 \text{ MeV}$ and $\Gamma(D'_1 \rightarrow D^{*+}\pi^-) = 11.3 \text{ MeV}$. But our direct results at $\theta = 60.0^\circ$ are $\Gamma(D_1 \rightarrow D^{*+}\pi^-) = 151 \text{ MeV}$ and $\Gamma(D'_1 \rightarrow D^{*+}\pi^-) = 17.3 \text{ MeV}$.

B. Strong decay widths and weak production rates

We show the strong decay widths $\Gamma(D_1 \rightarrow D^{*+}\pi^-)$ and $\Gamma(D'_1 \rightarrow D^{*+}\pi^-)$ in Fig. 2, and the branching ratios $Br(B \rightarrow D_1 \ell \nu_\ell)$ and $Br(B \rightarrow D'_1 \ell \nu_\ell)$ in Fig. 3, where the black dashed line is for $D_1(2420)$ and green line is for $D'_1(2430)$, respectively. In the left diagram in Fig. 2, the horizontal axis is φ , which is defined as $\varphi = \theta$ when $\varphi \leq 90^\circ$

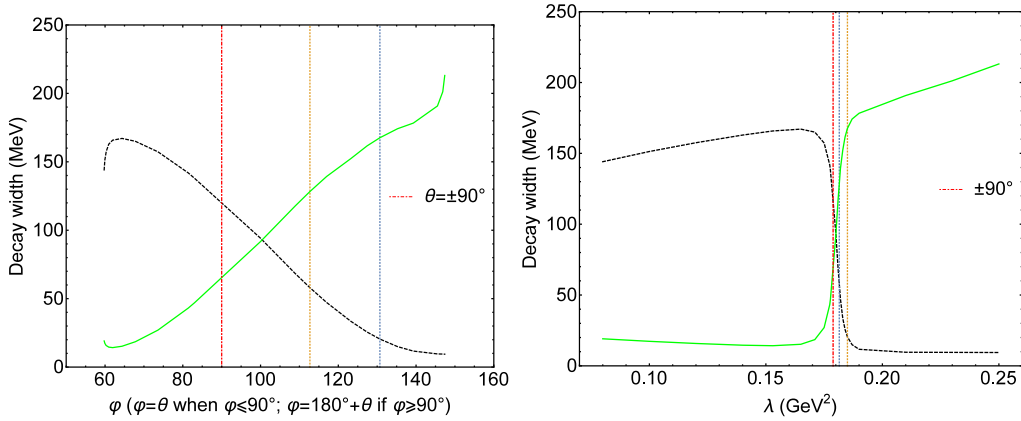


FIG. 2: The strong widths of the $D_1(2420)$ (black dashed line) and $D_1'(2430)$ (green line) decay to $D^{*+}\pi^-$. Between the blue and orange dotted lines is the range of our best results.

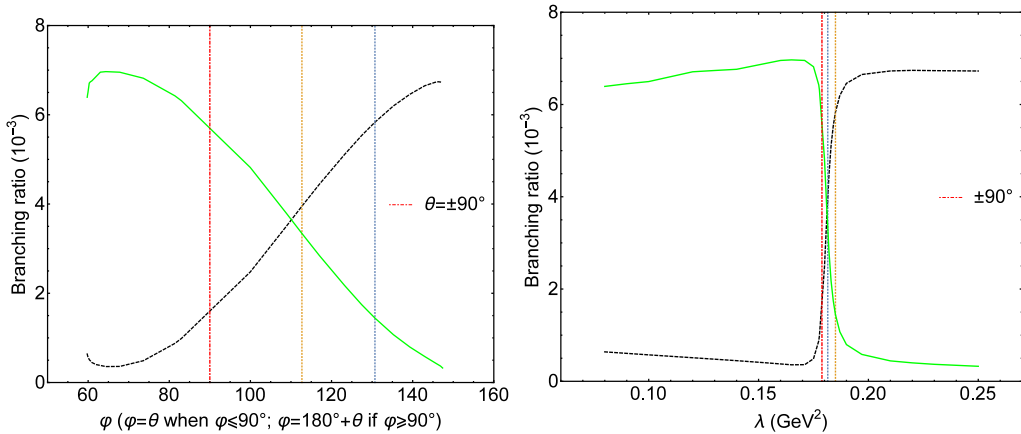


FIG. 3: The branching ratios $Br(B \rightarrow D_1 \ell \nu_\ell)$ (black dashed line) and $Br(B \rightarrow D_1' \ell \nu_\ell)$ (green line). Between the blue and orange dotted lines is the range of our best results.

and $\varphi = 180^\circ + \theta$ when $\varphi \geq 90^\circ$, where θ is the mixing angle. So as an example, in Fig. 2, when $\varphi = 120^\circ$, it is actually $\theta = -60^\circ$.

The strong widths and weak production rates are sensitive to the mixing angle. In most angular ranges, the curves are almost linear, see Figs. 2 and 3. But similar to the case of mixing angle, the widths and branching ratios both remain stable (or change slightly) in a large range of parameter λ . While in a special range, they change rapidly. For example, when $0.20 \text{ GeV}^2 \leq \lambda \leq 0.25 \text{ GeV}^2$, we have $9.70 \text{ MeV} \geq \Gamma(D_1 \rightarrow$

$D^{*+}\pi^-) \geq 9.42 \text{ MeV}$, $188 \text{ MeV} \leq \Gamma(D'_1 \rightarrow D^{*+}\pi^-) \leq 213 \text{ MeV}$, but when λ changes from 0.2 GeV^2 to 0.165 GeV^2 , $\Gamma(D_1 \rightarrow D^{*+}\pi^-)$ varies from 9.70 MeV to 167 MeV , $\Gamma(D'_1 \rightarrow D^{*+}\pi^-)$ from 188 MeV to 15.2 MeV .

C. Masses

The masses of $D_1(2420)$ (black dashed line) and $D'_1(2430)$ (green line) are shown in Fig. 4, where the lower mass 2.42 GeV is our input, so the mass splitting ΔM between them is our prediction. The relation between the ΔM and the λ is much different from those of strong decay width or weak production rate. The ΔM is sensitive to the λ , and the curve is perfect linear. On the contrary, the relation between the ΔM and θ is special, when the θ closes to $\pm 90^\circ$, the mass splitting remains small and almost unchanged. When the angle is far away from $\pm 90^\circ$, the ΔM changes rapidly along with the variation of θ . Currently, the detected masses are [34]

$$M(D_1(2420)) = 2422.1 \pm 0.8 \text{ MeV}, \quad M(D'_1(2430)) = 2412 \pm 9 \text{ MeV}. \quad (11)$$

So the experiment gives a very small mass splitting, which can be only realized with a mixing angle around the $\pm 90^\circ$, not the heavy quark limit -35.3° or $+54.7^\circ$ with a little larger splitting which conflicts with data.

We note that, the angle of mass inversion, or the condition $M(D_1) = M(D'_1)$, happens at $\theta_1 = \pm 90^\circ$, the equivalent strong decay width $\Gamma(D_1) = \Gamma(D'_1)$ happens around $\theta_2 = -80.1^\circ$, while $Br(B \rightarrow D_1 \ell \nu_\ell) = Br(B \rightarrow D'_1 \ell \nu_\ell)$ occurs around $\theta_3 = -70^\circ$. These three points are not coincident, $\theta_1 \neq \theta_2 \neq \theta_3$, especially the last two, which enables the theoretical results and experimental data to agree with each other. Because when $Br(B \rightarrow D_1 \ell \nu_\ell)$ is close to $Br(B \rightarrow D'_1 \ell \nu_\ell)$ at $\theta_3 = -70^\circ$, $\Gamma(D_1)$ is still much smaller than $\Gamma(D'_1)$, this is consistent with the experimental data.

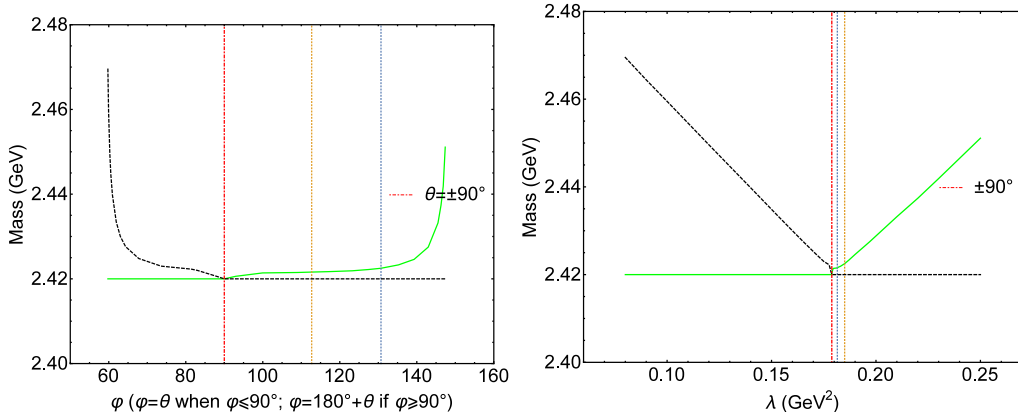


FIG. 4: The masses of $D_1(2420)$ (black dashed line) and $D_1'(2430)$ (green line). Between the blue and orange dotted lines is the range of our best results.

D. Best fitting results

Comprehensively considering the masses, the strong decay widths, and the weak production rates of D_1 and D_1' , we conclude that only the mixing angle is far away from the -35.3° in HQET and moves to the direction of -90° , the theory can provide consistent results with the experimental data. We find if we choose the parameter

$$0.1815 \text{ GeV}^2 \leq \lambda \leq 0.185 \text{ GeV}^2, \quad (12)$$

see the range between the blue dotted line and orange dotted line in Figs. 1, 2, 3 and 4, all our predictions agree with data.

(1) The mixing angle

$$-67.3^\circ \leq \theta \leq -49.3^\circ, \quad (13)$$

which is much different from -35.3° . This result indirectly explains why relativistic corrections or the $1/m$ corrections in HQET as well as the Lattice result do not overcome the ‘1/2 vs 3/2’ puzzle, since the corrections, whether being large or small, do not significantly change the value of mixing angle which is around -35.3° . And the large value of mixing angle is crucial to provide consistent strong decay widths and weak production rates as well as small mass splitting of D_1 and D_1' with data.

(2) The strong decay widths

$$\begin{aligned} 58.1 \text{ MeV} &\geq \Gamma(D_1 \rightarrow D^{*+}\pi^-) \geq 20.5 \text{ MeV}, \\ 128 \text{ MeV} &\leq \Gamma(D'_1 \rightarrow D^{*+}\pi^-) \leq 168 \text{ MeV}. \end{aligned} \tag{14}$$

When $\lambda = 0.185 \text{ GeV}^2$, our results $\Gamma(D_1) = 30.8 \text{ MeV}$ and $\Gamma(D'_1) = 252 \text{ MeV}$ are consistent and close to the current data [34]

$$\begin{aligned} \Gamma(D_1) &= 31.3 \pm 1.9 \text{ MeV}, \\ \Gamma(D'_1) &= 314 \pm 29 \text{ MeV}, \end{aligned} \tag{15}$$

respectively. Where the supposition $\Gamma(D_1) = \Gamma(D_1 \rightarrow D^*\pi) = \frac{3}{2} \times \Gamma(D_1 \rightarrow D^{*+}\pi^-)$ has been used.

(3) The branching ratios

$$\begin{aligned} 3.95 \times 10^{-3} &\leq Br(B \rightarrow D_1\ell\nu_\ell) \leq 5.83 \times 10^{-3}, \\ 3.34 \times 10^{-3} &\geq Br(B \rightarrow D'_1\ell\nu_\ell) \geq 1.44 \times 10^{-3}. \end{aligned} \tag{16}$$

With $\lambda = 0.1815 \text{ GeV}^2$, the results $Br(B \rightarrow D_1\ell\nu_\ell) \times \frac{2}{3} = 2.63 \times 10^{-3}$ and $Br(B \rightarrow D'_1\ell\nu_\ell) \times \frac{2}{3} = 2.23 \times 10^{-3}$ are consistent with the data

$$\begin{aligned} Br(B \rightarrow D_1\ell\nu_\ell) \times Br(D_1 \rightarrow D^{*+}\pi^-) &= (3.03 \pm 0.20) \times 10^{-3}, \\ Br(B \rightarrow D'_1\ell\nu_\ell) \times Br(D'_1 \rightarrow D^{*+}\pi^-) &= (2.7 \pm 0.6) \times 10^{-3}, \end{aligned} \tag{17}$$

in PDG [34] and the average experimental results [35]

$$\begin{aligned} Br(B \rightarrow D_1\ell\nu_\ell) \times Br(D_1 \rightarrow D^{*+}\pi^-) &= (2.81 \pm 0.25) \times 10^{-3}, \\ Br(B \rightarrow D'_1\ell\nu_\ell) \times Br(D'_1 \rightarrow D^{*+}\pi^-) &= (1.9 \pm 0.7) \times 10^{-3}. \end{aligned} \tag{18}$$

(4) The small mass splitting

$$1.5 \text{ MeV} \leq M(D'_1(2430)) - M(D_1(2420)) \leq 2.5 \text{ MeV}, \tag{19}$$

is also confirmed by data. But our result favor the mass of $D'_1(2430)$ being a little larger than that of $D_1(2420)$.

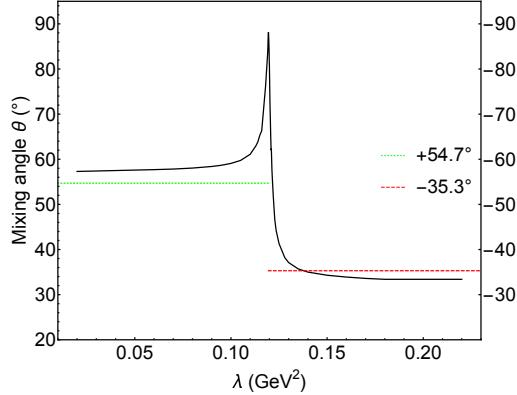


FIG. 5: The calculated mixing angle θ along with the parameter λ , with new setting of quark mass parameters.

V. DISCUSSION AND CONCLUSION

We have shown the relation of mixing angle θ with a varying light quark mass m_q in previous paper [23], which is similar to the one of ‘ θ vs λ ’ in Fig. 1, see the Fig. 2 in Ref. [23] for detail. That is, in a large m_q range, the θ remains unchanged; while in some special short range of m_q , θ closes to $\pm 90^\circ$ (where $M(D_1) = M(D'_1)$) and changes rapidly. In Fig. 1, we fix $m_u = 0.28$ GeV, $m_c = 1.48$ GeV, and show the relation of ‘ θ vs λ ’, if we change the fixed parameters, for example, set $m_u = 0.35$ GeV and $m_c = 1.62$ GeV, the corresponding new relation of ‘ θ vs λ ’ is shown in Fig. 5. We can see that, the large mixing angles still exists in a small special range. The obvious difference is that this special range changes and moves to the small λ range. The curve on the left is slightly (about 2 degree) close to $+54.7^\circ$, while the right is slightly (about 1 degree) far away from -35.3° . So we conclude that although its value depends on parameters, the existence of large angles is not caused by parameters, the physical phenomenon may be like this. Further, we point out that the phenomenon, that the mixing angle, strong decay widths and weak production rates remains almost unchanged over a wide range of parameters, but changes dramatically in some particular parameter range (around $\theta = \pm 90^\circ$), is not unique to our model, but should exist in any method when the relativistic corrections are considered completely.

In conclusion, using an almost complete relativistic method, we study the mixing angle, the masses and strong decays widths of D_1 and D'_1 as well as their weak production rates in B semileptonic decays. We find in a small special range of parameter $0.1815 \text{ GeV}^2 \leq \lambda \leq 0.185 \text{ GeV}^2$, theoretical results are all consistent with data and solve the puzzle of ‘1/2 vs 3/2’.

The small mass splitting between D_1 and D'_1 , which is confirmed by experimental data, is crucial to solve the puzzle, since it means that the physics happens to be close to the mass inversion point $M(D_1) = M(D'_1)$ ($\theta = \pm 90^\circ$), where the mixing angle is large and far away from the -35.3° in heavy quark limit. And the large mixing angle leads to the solution of the ‘1/2 vs 3/2’ puzzle.

Acknowledgments This work was supported in part by the National Natural Science Foundation of China (NSFC) under the Grants Nos. 12075073, 11865001, 12005169, 12075074, 12175025, 12075301 and 12047503, the Natural Science Foundation of Hebei province under the Grant No. A2021201009, and Natural Science Basic Research Program of Shaanxi under the Grant No. 2021JQ-074.

-
- [1] V. Morenas, A. Le Yaouanc, L. Oliver, O. Pene, J. C. Raynal, Phys. Rev. D **56** (1997) 5668.
 - [2] I. I. Bigi, B. Blossier, A. Le Yaouanc, L. Oliver, O. Pene, J. C. Raynal, A. Oyanguren, P. Roudeau, Eur. Phys. J. C **52** (2007) 975.
 - [3] D. Scora, N. Isgur, Phys. Rev. D **52** (1995) 2783.
 - [4] P. Colangelo, F. De Fazio, N. Paver, Phys. Rev. D **58** (1998) 116005.
 - [5] M. Q. Huang, Y. B. Dai, Phys. Rev. D **59** (1999) 034018.
 - [6] D. Ebert, R. N. Faustov, V. O. Galkin, Phys. Lett. B **434** (1998) 365.
 - [7] A. K. Leibovich, Z. Ligeti, I. W. Stewart, M. B. Wise, Phys. Rev. Lett. **78** (1997) 3995.
 - [8] A. K. Leibovich, Z. Ligeti, I. W. Stewart, M. B. Wise, Phys. Rev. D **57** (1998) 308.
 - [9] M. Vito, P. Santorelli, Eur. Phys. J. C **48** (2006) 441.

- [10] D. Becirevic, B. Blossier, P. Boucaud, G. Herdoiza, J. P. Leroy, A. L. Yaouanc, V. Morenas, O. Pene, Phys. Lett. B **609** (2005) 298.
- [11] B. Blossier, e-Print: 1411.3563.
- [12] F. U. Bernlochner, Z. Ligeti, Phys. Rev. D **95** (2017) 014022.
- [13] Q. Li, W. Feng, G. L. Wang, e-Print: 2004.09925.
- [14] B. Blossier, M. Wagner, O. Pene, JHEP **06** (2009) 022.
- [15] F. U. Bernlochner, Z. Ligeti, S. Turczyk, Phys. Rev. D **85** (2012) 094033.
- [16] R. Klein, T. Mannel, F. Shahriaran, D. van Dyk, Phys. Rev. D **91** (2015) 094034.
- [17] A. Le Yaouanc, J. P. Leroy, P. Roudeau, Phys. Rev. D **105** (2022) 013004.
- [18] D. Ebert, R. N. Faustov, V. O. Galkin, Phys. Rev. D **61** (1999) 014016.
- [19] Y. Jiang, G. L. Wang, T. Wang, W. L. Ju, Chin. Phys. Lett. **30** (2013) 101101.
- [20] Z. K. Geng, T. Wang, Y. Jiang, G. Li, X. Z. Tan, G. L. Wang, Phys. Rev. D **99** (2019) 013006.
- [21] Z. K. Geng, Y. Jiang, T. Wang, H. W. Zheng, G. L. Wang, Chin. Phys. C **45** (2021) 013104.
- [22] H. R. Dong, A. Le Yaouanc, L. Oliver, J. C. Raynal, Phys. Rev. D **90** (2014) 114014.
- [23] Q. Li, T. Wang, Y. Jiang, G. L. Wang, C. H. Chang, Phys. Rev. D **100** (2019) 076020.
- [24] E. E. Salpeter and H. A. Bethe, Phys. Rev. **84** (1951) 1232.
- [25] E. E. Salpeter, Phys. Rev. **87** (1952) 328.
- [26] G. L. Wang, Phys. Lett. B **650** (2007) 15.
- [27] G. L. Wang, T. Wang, Q. Li, C. H. Chang, JHEP **05** (2022) 006.
- [28] C. S. Kim, G. L. Wang, Phys. Lett. B **584** (2004) 285.
- [29] G. L. Wang, Phys. Lett. B **633** (2006) 492.
- [30] C. H. Chang, J. K. Chen, G. L. Wang, Commun. Theor. Phys. **46** (2006) 467.
- [31] C. H. Chang, C. S. Kim, G. L. Wang, Phys. Lett. B **623** (2005) 218.
- [32] H. J. Schnitzer, Phys. Lett. B **76** (1978) 461.
- [33] N. Isgur, Phys. Rev. D **57** (1998) 4041.
- [34] P. A. Zyla *et al.* (Particle Data Group), Prog. Theor. Exp. Phys. **2020** (2020) 083C01 and 2021 update.

[35] Y. Amhis, et al, HFLAV Group, Eur. Phys. J. C **81** (2021) 226.