
GenerSpeech: Towards Style Transfer for Generalizable Out-Of-Domain Text-to-Speech

Rongjie Huang*
Zhejiang University
rongjiehuang@zju.edu.cn

Yi Ren*
Sea AI Lab
renyi@sea.com

Jinglin Liu
Zhejiang University
jinglinliu@zju.edu.cn

Chenye Cui
Zhejiang University
chenyecui@zju.edu.cn

Zhou Zhao[†]
Zhejiang University
zhaozhou@zju.edu.cn

Abstract

Style transfer for out-of-domain (OOD) speech synthesis aims to generate speech samples with unseen style (e.g., speaker identity, emotion, and prosody) derived from an acoustic reference, while facing the following challenges: 1) The highly dynamic style features in expressive voice are difficult to model and transfer; and 2) the TTS models should be robust enough to handle diverse OOD conditions that differ from the source data. This paper proposes GenerSpeech, a text-to-speech model towards high-fidelity zero-shot style transfer of OOD custom voice. GenerSpeech decomposes the speech variation into the style-agnostic and style-specific parts by introducing two components: 1) a multi-level style adaptor to efficiently model a large range of style conditions, including global speaker and emotion characteristics, and the local (utterance, phoneme, and word-level) fine-grained prosodic representations; and 2) a generalizable content adaptor with Mix-Style Layer Normalization to eliminate style information in the linguistic content representation and thus improve model generalization. Our evaluations on zero-shot style transfer demonstrate that GenerSpeech surpasses the state-of-the-art models in terms of audio quality and style similarity. The extension studies to adaptive style transfer further show that GenerSpeech performs robustly in the few-shot data setting.³

1 Introduction

Text-to-speech [39, 37, 20, 13] aims to generate almost human-like audios using text, which attracts broad interest in the machine learning community. These TTS models have been extended to more complex scenarios, including multiple speakers, emotions, and styles for expressive and diverse voice generation [14, 30, 4]. A growing number of applications [51, 11, 50, 52], such as voice assistant services and long-form reading, have been actively developed and deployed to real-world speech platforms.

Increasing demand for personalized speech generation challenges TTS models especially in unseen scenarios regarding domain shifts. Unlike typically controllable speech synthesis, style transfer for generalizable out-of-domain (OOD) text-to-speech aims to generate high-quality speech samples with unseen styles (e.g., timbre, emotion, and prosody) derived from an acoustic reference (i.e.,

*Equal contribution.

[†]Corresponding author

³Audio samples are available at <https://GenerSpeech.github.io/>

custom voice), which is hampered by two major challenges: 1) style modeling and transferring: the high dynamic range in expressive voice is difficult to control and transfer. Many TTS models only learn an averaged distribution over input data and lack the ability to fine-grained control style in speech sample; and 2) model generalization: when the distributions of style attributes in custom voice differ from training data, the quality and similarity of synthesized speech often deteriorate due to distribution gaps. While current TTS literature [48, 44, 27, 6] has considered improving model capability towards OOD text-to-speech, they fail to address the above challenges fully. Specifically,

- **Style modeling and transferring.** Researchers propose several methods to model and transfer the style attributes: 1) Global style token. Frequently mentioned style transfer work [48] introduces the idea of global style token (GST) and its derivative [44] further manages to memorize and reproduce the global scale style features of speech. 2) Fine-grained latent variables. Sun et al. [42, 41] adopt VAE to represent the fine-grained prosody variable, naturally enabling sampling of different prosody features for each phoneme. Li et al. [27] utilizes both the global utterance-level and the local quasi-phoneme-level style features of the target speech. However, these methods are pretty limited in capturing differential style characteristics and fail to simultaneously reflect the correct speaker identity, emotion, and prosody ranges.
- **Model generalization.** Researchers investigate paths to improve model generalization towards OOD custom voice: 1) Data-driven method. A popular approach [16, 34] to improve the robustness of the TTS model is to pre-train on a larger dataset consisting of various speeches to expand data distribution. Unfortunately, this data-hungry approach requires many audio samples and corresponding transcripts, which is often costly or even impossible. 2) Style adaptation. Chen et al. [6] adapts new voice by finetuning on the limited adaptation data with diverse acoustic conditions. Several works [31, 15] adopt meta-learning to adapt to new speakers that have not been seen during training. However, style adaptation relies on a strong assumption that the target voice is accessible for model adaptation, which does not always hold in practice. How to generalize for zero-shot out-of-domain speech synthesis is still an open problem.

An intuitive way [25, 29] to achieve better generalization is to decompose a model into the domain-agnostic and domain-specific parts via disentangled representation learning. To address the above challenges in style transfer of OOD custom voice, we propose **GenerSpeech**, a **generalizable text-to-speech** model for high-fidelity zero-shot style transfer of out-of-domain voice, including several techniques to model and control the style-agnostic (linguistic content) and style-specific (speaker identity, emotion, and prosody) variations in speech separately: 1) **Multi-level style adaptor**. We propose the multi-level style adaptor for the global and local stylization of the custom utterance. Specifically, a downstream wav2vec 2.0 encoder generates the global latent representations to control the speaker and emotion characteristics. Furthermore, three differential local style encoders model the fine-grained frame, phoneme, and word-level prosodic representations without explicit labels. 2) **Generalizable content adaptor**. We propose the mix-style layer normalization (MSLN) to effectively eliminate the style attributes in the linguistic content representation and predict the style-agnostic variation, to improve the generalization of GenerSpeech.

We conduct experiments on zero-shot style transfer for out-of-domain text-to-speech synthesis in the OOD testing sets. Experimental results demonstrate that GenerSpeech achieves new state-of-the-art zero-shot style transfer results for OOD text-to-speech synthesis. Both subjective and objective evaluation metrics show that GenerSpeech exhibits superior audio quality and similarity compared with baseline models. The extension studies to adaptive style transfer further prove that GenerSpeech performs robustly in the few-shot data setting.

2 Related Works

2.1 Style Modeling and Transferring in Text-to-Speech

Style modeling and transferring have been studied for decades in the TTS community: The idea of global style tokens [48] represents a success in controlling and transferring the global style. Sun et al. [41, 42] further study a way to include a hierarchical, fine-grained prosody representation. Li et al. [27] additionally adopt a multi-scale reference encoder to explore the phoneme-level style modeling. The models mentioned above resort to the autoregressive generation of mel-spectrogram, suffering from slow inference speed and a lack of robustness.

Recently, non-autoregressive TTS models [23, 12, 18, 17] have been proposed and significantly speed up mel-spectrogram generation, and researchers have experimented on style modeling and transferring in parallel: Meta-StyleSpeech [31] generally adopts a speech encoding network for multi-speaker TTS synthesis. SC-GlowTTS [3] proposes a speaker-conditional architecture that explores a flow-based decoder in a zero-shot scenario. Styler [24] models style factor via decomposition. However, these methods focus on a limited area of style modeling, without simultaneously considering the speaker identity, emotion, and prosody variation.

2.2 Domain Generalization

Previous works on text-to-speech adaptation [6, 31] rely on a strong assumption that the target voices are accessible for model adaptation, which does not always hold in practice. In many scenarios, target custom voice is difficult to obtain or even unknown before deploying the TTS model, which is considered a more challenging problem: domain generalization (DG).

Many zero-shot DG methods are based on the idea of aligning features between different sources, with the hope that the model can be invariant to domain shift given unseen data. Li et al. [28] resort to adversarial learning with auxiliary domain classifiers to learn features that are domain-agnostic. Li et al. [26] use meta-learning to simulate train/test domain shift during training and jointly optimize the simulated training and testing domains. Ulyanov et al. [43] add Instance normalization layers to eliminate instance-specific style discrepancy in the field of image style transfer. However, all these methods focus on the image domain. In contrast, our work focuses on style generalization in text-to-speech synthesis, which is relatively overlooked.

3 GenerSpeech

In this section, we first define and formulate the generalizable text-to-speech model for zero-shot style transfer of out-of-domain custom voice. We then overview the proposed GenerSpeech, following which we introduce several critical components including the generalizable content adaptor and multi-level style adaptor. Finally, we present the pre-training, training and inference pipeline of GenerSpeech for high-fidelity out-of-domain text-to-speech synthesis.

3.1 Problem formulation

Style transfer of out-of-domain (OOD) custom voice aims to generate high-quality and similarity speech samples with unseen style (e.g., speaker identity, emotion, and prosody) derived from a reference utterance, which has different acoustic conditions from training data.

3.2 Overview

We adopt one of the most popular non-autoregressive TTS models FastSpeech 2 [37] as the model backbone. The overall architecture of GenerSpeech has been presented in Figure 6. An intuitive way [25, 29] to achieve better generalization is to decompose a model into the domain-agnostic and domain-specific parts via disentangled representation learning. Therefore, to improve generalization in text-to-speech synthesis, we design several techniques to model the style-agnostic (linguistic content) and style-specific (e.g., speaker identity, emotion, and prosody) variations in speech separately:

- 1) to improve model generalization, we propose mix-style layer normalization(MSLN) to eliminate the style information in the linguistic content representation.
- 2) to enhance modeling and transferring style attributes, we introduce a multi-level style adaptor consisting of a global encoder for speaker and emotion feature embeddings and three differential (frame, phoneme, and word-level) local encoders for prosodic style representations.
- 3) to reconstruct details in these expressive speech samples, we include a flow-based post-net [38] to refine the transform decoder output and generate fine-grained mel-spectrograms.

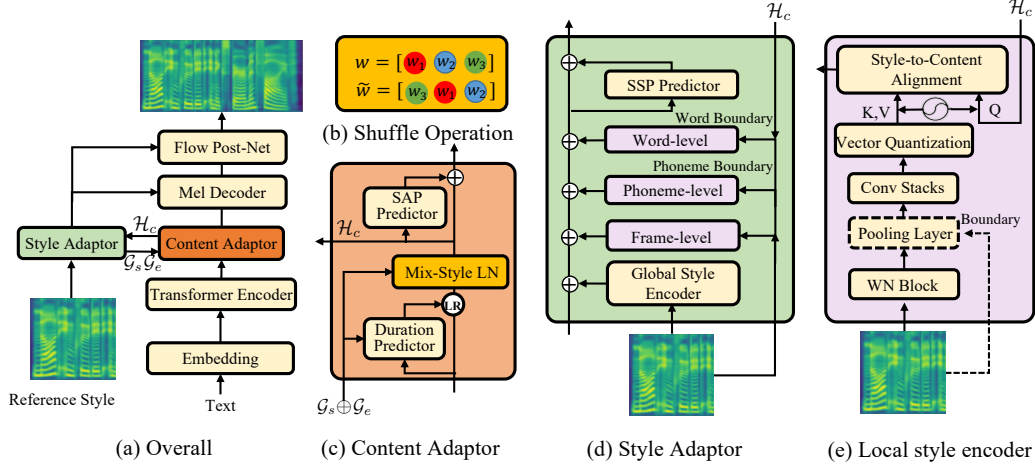


Figure 1: Architecture of GenerSpeech. In subfigure (b), we use w and \tilde{w} to denote the input and output of the shuffle operation. In subfigure (c) and (d), we use the sinusoidal-like symbol to denote the positional encoding. LR: length regulator, LN: layer normalization, SAP: style-agnostic pitch, SSP: style-specific pitch. In subfigure (e), the operations denoted with dotted lines are included except the frame-level style encoder.

3.3 Generalizable Content Adaptor

To prevent the degradation in the style transfer from utterances with out-of-domain (OOD) custom voice, we eliminate the style information in phonetic sequences with the proposed Mix-Style Layer Normalization and predict the style-agnostic prosodic variations.

3.3.1 Mix-Style Layer Normalization

Previous work [1] found that layer normalization could greatly influence the hidden activation and final prediction with a light-weight learnable scale vector γ and bias vector β : $\text{LN}(x) = \gamma \frac{x - \mu}{\sigma} + \beta$, where μ and σ are the mean and variance of hidden vector x . [15, 6] further proposed conditional layer normalization for speaker adaptation $\text{CLN}(x, w) = \gamma(w) \frac{x - \mu}{\sigma} + \beta(w)$, which can adaptively perform scaling and shifting of the normalized input features based on the style embedding. Here two simple linear layers E^γ and E^δ take style embedding w as input and output the scale and bias vector respectively:

$$\gamma(w) = E^\gamma * w, \quad \beta(w) = E^\delta * w \quad (1)$$

The custom discrepancy between the source and target domain generally hinders the generalization capability of learned text-to-speech models. For disentangling style information and learning style-agnostic representation, a straightforward solution is to refine the sequence conditioned on the mismatched style information, which could be regarded as injecting noise to confuse the model and prevent it from generating style-consistent representation. Leveraging recent progress on domain generalization [9, 19, 53], in this work, we design the Mix-Style Layer Normalization for regularizing TTS model training by perturbing the style information in training samples:

$$\gamma_{\text{mix}}(w) = \lambda \gamma(w) + (1 - \lambda) \gamma(\tilde{w}) \quad \beta_{\text{mix}}(w) = \lambda \beta(w) + (1 - \lambda) \beta(\tilde{w}), \quad (2)$$

where w denotes the style vector, and \tilde{w} is simply obtained by $\tilde{w} = \text{Shuffle}(w)$ (See Figure 6(b) for an illustration). where $\lambda \in \mathbb{R}^B$ are sampled from the Beta distribution, and B represents the batch size. $\lambda \sim \text{Beta}(\alpha, \alpha)$ with $\alpha \in (0, \infty)$ being a trade-off between the original style and shuffle

style, and we set $\alpha = 0.2$ throughout this paper. In the end, the generalizable style-agnostic hidden representations become:

$$\text{Mix-StyleLN}(x, w) = \gamma_{\text{mix}}(w) \frac{x - \mu}{\sigma} + \beta_{\text{mix}}(w) \quad (3)$$

Consequently, the model refines the input features regularized by perturbed style and learns generalizable style-invariant content representation. To further ensure diversity and avoid over-fitting, we perturb the style information by randomly mixing the shuffle vectors with a shuffle rate λ sampled from the Beta distribution.

See Algorithm 1 in Appendix B for the PyTorch-like pseudo-code. In the final part, we adopt a pitch predictor to generate style-agnostic prosodic variations. By utilizing the Mix-Style Layer Normalization in the generalizable content adaptor, the linguistic content-related variation could be disentangled from the global style attributes (i.e., speaker and emotion), which promotes the generalization of TTS model towards out-of-domain custom style.

3.4 Multi-level Style adaptor

The out-of-domain custom voice generally contains high dynamic style attributes (e.g., speaker identities, prosodies, and emotions), making the TTS model difficult to model and transfer. As shown in Figure 6(d), we propose a multi-level style adaptor for both global and local stylization.

3.4.1 Global Representation

We use a generalizable wav2vec 2.0 model [2] to capture the global style characteristics, including the speaker and emotion acoustic conditions. Wav2vec 2.0 is a recently proposed self-supervised framework for speech representation learning, which follows a two-stage training process of pre-training and finetuning, and has been demonstrated for its efficiency in learning discriminative embedding. In practice, we add an average pooling layer and fully-connected layers on the top of the wav2vec 2.0 encoder, which allows for fine-tuning the model on speaker and emotion classification tasks. The AM-softmax [47] criteria is employed as the loss function for downstream classification. Due to a limited amount of multi-speaker and multi-emotion speech data, we observe that fine-tuning the global encoders separately using different corpus could be better choice.

To sum up, the fine-tuned wav2vec 2.0 model generates discriminative global representations \mathcal{G}_s , and \mathcal{G}_e to model the speaker and emotion characteristics, respectively. We put more detailed information about the wav2vec 2.0 model in Appendix A.2.1.

3.4.2 Local Representation

To catch the fine-grained prosodic details, we consider the frame, phoneme, and word-level three differential acoustic conditions. These multi-level style encoders share a common architecture: First, the input sequences pass through several convolutional layers to get refined. Optionally, we conduct pooling operation on the refined series for different level stylization. In practice, the pooling operation averages the hidden states inside each representation according to the input boundary. Later, the refined sequences are fed into the vector quantization later as a bottleneck [45] to eliminate the non-prosodic information effectively. We describe these three-level prosodic conditions as follows:

1) **Frame level.** To catch the frame-level latent representation S_p , we remove the optional pooling layer in the local style encoder. 2) **Phoneme level.** Considering the rises and falls of the pitch and stress, style patterns between phonemes could be highly dynamic. To catch the phoneme-level style latent representation S_p from speech, we take the phoneme boundary as an extra input and apply pooling on the refined sequences before feeding into the vector quantization layer. 3) **Word level.** Similar to the phoneme-level stylization, the acoustic conditions (e.g., pitch and stress) on each word are highly variable. To catch the word-level style latent representation S_w from speech, we take the word boundary as an extra input and apply pooling to refine the sequences.

In the **Vector Quantization** block, the refined sequences are fed into the vector quantization later as a bottleneck [45] to eliminate the non-style information effectively. The vector quantization block enjoys a carefully-crafted information bottleneck design. we define a latent embedding space $e \in R^{K \times D}$ where K is the size of the discrete latent space (i.e., a K -way categorical), and D is

the dimensionality of each latent embedding vector e_i . Note that there are K embedding vectors $e_i \in \mathbb{R}^D, i \in 1, 2, \dots, K$. To make sure the representation sequence commits to an embedding and its output does not grow, we add a commitment loss following previous work [45]:

$$\mathcal{L}_c = \|z_e(x) - \text{sg}[e]\|_2^2, \quad (4)$$

where $z_e(x)$ is the output of the vector quantization block, and sg stands for the stop gradient operator.

3.4.3 Style-To-Content Alignment Layer

To align the variable-length local style representations (i.e. $\mathcal{S}_u, \mathcal{S}_p$, and \mathcal{S}_w) with the phonetic representations \mathcal{H}_c , we introduce the Style-To-Content Alignment Layer for learning the alignment between the two modalities of style and content, which is illustrated in Figure 6(e).

In practice, we adopt the popular Scaled Dot-Product Attention [46] as the attention module. Taking the module in frame-level style encoder as an example, where \mathcal{H}_c is used as the query, and \mathcal{S}_u is used as both the key and the value:

$$\text{Attention}(Q, K, V) = \text{Attention}(\mathcal{H}_c, \mathcal{S}_u, \mathcal{S}_u) = \text{Softmax}\left(\frac{\mathcal{H}_c \mathcal{S}_u^T}{\sqrt{d}}\right) \mathcal{S}_u \quad (5)$$

We add a positional encoding embedding to the style representations before they are fed into the attention module. For efficient training, we use a residual connection [10] to add the \mathcal{H}_c . A large dropout rate is adopted in the dropout layer to prevent the aligned representation from being directly copied from the linguistic content representations.

For better performance, we stack the style-to-content alignment layer multiple times and gradually stylize the query value (i.e., linguistic content representations). In the end, we utilize the pitch predictor to generate the style-specific prosodic variations.

3.5 Flow-based Post-Net

Expressive custom voices usually contain rich and high dynamic variation, while it’s difficult for the widely-applied transformer decoder to generate such detailed mel-spectrogram samples. To further improve the quality and similarity of synthesized mel-spectrograms, we introduce a flow-based post-net to refine the coarse-grained outputs of the mel-spectrogram decoder.

The architecture of the post-net follows the Glow [21] family, which is conditioned on a coarse-grained spectrogram and the mel decoder input. During training, the flow post-net converts the synthesized mel-spectrogram into the gaussian prior distribution and calculates the exact log-likelihood of the data. During inference, we sample the latent variables from the prior distribution and pass them into the post-net reversely to generate the expressive mel-spectrogram.

3.6 Pre-training, Training and Inference Procedures

3.6.1 Pre-training and Training

In the pre-training stage of GenerSpeech, we finetune the global style encoder wav2vec 2.0 model to downstream tasks using the AM soft-max loss objective. All parameters are adjustable during this stage, after which we transfer the knowledge of the discriminatively-trained wav2vec 2.0 model to generate global style features.

In training GenerSpeech, the reference and target speech remain the same. The final loss terms consist of the following parts: 1) duration prediction loss \mathcal{L}_{dur} : MSE between the predicted and the GT phoneme-level duration in log scale; 2) mel reconstruction loss \mathcal{L}_{mel} : MAE between the GT mel-spectrogram and that generated by the transformer decoder; 3) pitch reconstruction loss \mathcal{L}_p : MSE between the GT and the joint pitch spectrogram predicted by the style-agnostic and style-specific pitch predictor. More details on pitch prediction have been included in Appendix A.2.2. 4) the negative log-likelihood of the post-net \mathcal{L}_{pn} ; 5) commit loss \mathcal{L}_c : the objective to constrain vector quantization layer according to Equation 4. Also, we put details on training stability in Appendix D.

3.6.2 Inference

GenerSpeech conducts style transfer of custom voice for out-of-domain text-to-speech synthesis in the following pipeline: 1) The text encoder encodes the phoneme sequence, and the expanded representations \mathcal{H}_c could be obtained according to the inference duration, following which the style-agnostic pitch (SAP) predictor generate the linguistic content speech variation invariant to custom style. 2) Given reference speech samples, we can obtain the word and phoneme boundaries by forced alignment, which are fed into the multi-level style adaptor to model the style latent representations: The wav2vec 2.0 model generates speaker \mathcal{G}_s and emotion \mathcal{G}_e representations to control the global style, and the local style encoder catches the frame, phoneme and word-level fine-grained style representations \mathcal{S}_u , \mathcal{S}_p , and \mathcal{S}_w , respectively. And then the style-specific pitch (SSP) predictor generates the style-sensitive variation. 3) The mel decoder generates the coarse-grained mel-spectrograms \tilde{M} , following which the flow-based post-net converts randomly sampled latent variables into the fine-grained mel-spectrograms M conditioned on \tilde{M} and the mel decoder input.

4 Experiments

4.1 Experimental Setup

4.1.1 Dataset

In the pre-training stage, we adopt the multi-emotion dataset IEMOCAP [35] which contains about 12 hours of emotional speech, and the multi-speaker dataset VoxCeleb1 [32] which contains over 100,000 utterances from 1,251 celebrities. In the training stages, we utilize the LibriTTS [33] dataset, which is a multi-speaker corpus (2456 speakers) derived from LibriSpeech [49] and contains 586 hours of speech data. Additionally, we use part of the ESD database [54] which consists of 13 hours of speech from 10 speakers with 3 emotions (angry, happy, and neutral) to include more acoustic variation. To evaluate GenerSpeech in the out-of-domain scenario, we generalize the source model to other datasets with different acoustic conditions from training data, including the VCTK dataset (a multi-speaker dataset with 108 unseen speakers) and the leaving part of the ESD database with 2 unseen emotions (surprise and sad). We randomly choose 20 sentences with speaker and emotion unseen during training to construct the out-of-domain (OOD) testing set.

Following the common practice [6, 31], we conduct preprocessing on the speech and text data: 1) convert the sampling rate of all speech data to 16kHz; 2) extract the spectrogram with the FFT size of 1024, hop size of 256, and window size of 1024 samples; 3) convert it to a mel-spectrogram with 80 frequency bins.

4.1.2 Model Configurations

GenerSpeech consists of 4 feed-forward Transformer blocks for the phoneme encoder and mel-spectrogram decoder. We add a linear layer in a style adaptor to transform the 768-dimension global embedding from wav2vec 2.0 to 256 dimensions. The default size of the codebook in the vector quantization layer is set to 128. We stack multiple WaveNet layers in the style-to-content alignment attention block. We have attached more detailed information on the model configuration in Appendix A.

4.1.3 Training and Evaluation

After the 100,000 pre-training steps, we train GenerSpeech for 200,000 steps using 1 NVIDIA 2080Ti GPU with a batch size of 64 sentences. Adam optimizer is used with $\beta_1 = 0.9$, $\beta_2 = 0.98$, $\epsilon = 10^{-9}$. We utilize HiFi-GAN[22] (V1) as the vocoder to synthesize waveform from the generated mel-spectrogram in all our experiments.

We conduct crowd-sourced human evaluations with MOS (mean opinion score) for naturalness and SMOS (similarity mean opinion score) [31] for style similarity on the testing set. Both metrics are rated from 1 to 5 and reported with 95% confidence intervals (CI). An AXY test [40] of style similarity is conducted to assess the style transfer performance, where raters are asked to rate a 7-point score (from -3 to 3) and choose the speech samples which sound closer to the target style in terms of style expression. We further include objective evaluation metrics: Speaker Cosine Similarity

Table 1: Quality and style similarity of parallel customization samples when generalized to out-of-domain VCTK and ESD testsets. The evaluation is conducted on a server with 1 NVIDIA 2080Ti GPU and batch size 1. The mel-spectrograms are converted to waveforms using Hifi-GAN (V1).

Method	VCTK				ESD			
	MOS	SMOS	Cos	FFE	MOS	SMOS	Cos	FFE
Reference	4.40 ± 0.09	/	/	/	4.47 ± 0.08	/	/	/
Reference(voc.)	4.37 ± 0.09	4.30 ± 0.09	0.96	0.05	4.40 ± 0.09	4.47 ± 0.10	0.99	0.07
Mellotron	3.91 ± 0.08	3.88 ± 0.08	0.74	0.32	3.92 ± 0.07	4.01 ± 0.08	0.80	0.27
FG-TransformerTTS	3.95 ± 0.1	3.90 ± 0.09	0.86	0.30	3.90 ± 0.10	3.94 ± 0.08	0.67	0.43
Expressive FS2	3.85 ± 0.08	3.87 ± 0.10	0.85	0.41	4.04 ± 0.08	3.93 ± 0.09	0.93	0.41
Meta-StyleSpeech	3.90 ± 0.07	3.95 ± 0.08	0.83	0.38	4.02 ± 0.10	3.97 ± 0.10	0.86	0.41
Styler	3.89 ± 0.09	3.82 ± 0.08	0.76	0.38	3.76 ± 0.08	4.05 ± 0.08	0.68	0.39
GenerSpeech	4.06 ± 0.08	4.01 ± 0.09	0.88	0.35	4.11 ± 0.10	4.20 ± 0.09	0.97	0.26

Table 2: The AXY preference test results for parallel and non-parallel style transfer. We select 20 samples from VCTK and ESD testing sets for evaluation. For each reference (A), the listeners are asked to choose a preferred one among the samples synthesized by baseline models (X) and proposed GenerSpeech (Y), from which AXY preference rates are calculated. The scale ranges of 7-point are from “X is much closer” to “Both are about the same distance” to “Y is much closer”, and can naturally be mapped on the integers from -3 to 3.

Baseline	Parallel				Non-Parallel			
	7-point score	Perference (%)			7-point score	Perference (%)		
		X	Neutral	Y		X	Neutral	Y
Mellotron	1.51 ± 0.10	26%	14%	40%	1.62 ± 0.09	6%	28%	66%
FG-TransformerTTS	1.07 ± 0.14	22%	30%	48%	1.29 ± 0.10	34%	20%	46%
Expressive FS2	1.22 ± 0.12	30%	20%	50%	1.42 ± 0.11	24%	16%	60%
Meta-StyleSpeech	1.13 ± 0.09	26%	26%	48%	1.18 ± 0.12	14%	26%	60%
Styler	1.49 ± 0.10	18%	24%	58%	1.27 ± 0.09	20%	22%	58%

(Cos) and F0 Frame Error (FFE) measure the timbre and prosody similarity among the synthesized and reference audio, respectively. More information on evaluation has been attached in Appendix C.

4.1.4 Baseline models

We compare the quality and similarity of generated audio samples of our GenerSpeech with other systems, including 1) Reference, the reference audio; 2) Reference (voc.), where we first convert the reference audio into mel-spectrograms and then convert them back to audio using HiFi-GAN; 3) Mellotron [44]: The auto-regressive multi-speaker TTS model based on the Tacotron using global style token (GST). 4) FG-TransformerTTS [5]: The fine-grained style control on auto-regressive model Transformer-TTS. 5) Expressive FS2 [37]: The combination of both multi-speaker [7] and multi-emotion [8] FastSpeech 2, which adds the speaker and emotion d-vectors extracted by the pre-trained discriminative models to the backbone. 6) Meta-StyleSpeech [31]: The finetuned multi-speaker text-to-speech model with meta-learning. 7) Styler [24]: The expressive text-to-speech model that model style factor via speech decomposition.

4.2 Performance

We randomly draw audio samples from the OOD testing sets as references to evaluate GenerSpeech and baseline models towards style transfer for out-of-domain text-to-speech synthesis. And then, we synthesize speech using the reference audio and given arbitrary text. Considering the text consistency between the reference and generated speech samples, we could cluster our experiments into two categories [40]: **Parallel** and **Non-Parallel** style transfer.

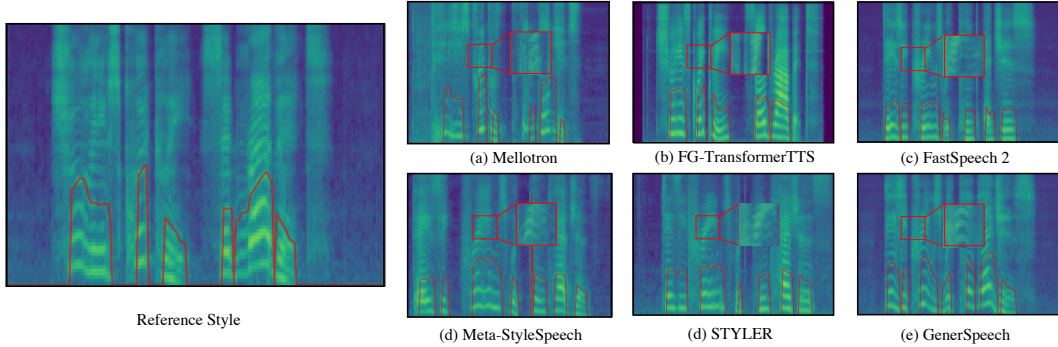


Figure 2: Visualizations of the reference and generated mel-spectrograms in Non-Parallel style transfer. The corresponding texts of reference and generated speech samples are “*Daisy creams with pink edges.*” and “*Chew leaves quickly, said rabbit.*”, respectively.

4.2.1 Parallel Style Transfer

We first demonstrate that our model can generalize to OOD custom voices when the text is unchanged from the reference utterance. We calculate the objective matrixes (i.e., Cos, and FFE) between the generated and reference sample. For easy comparison, the results are compiled and presented in Table 1, and we have the following observations: 1) For audio quality, GenerSpeech has achieved the highest MOS with scores of 4.06 (VCTK) and 4.11 (ESD) compared with the baseline models, especially in ESD dataset. 2) In terms of style similarity, GenerSpeech score the highest overall SMOS of 4.01 (VCTK) and 4.20 (ESD). The objective results of both Cos and FFE further show that GenerSpeech surpasses the state-of-the-art models in transferring the style of custom voices. Informally, The proposed multi-level style adaptor allows GenerSpeech to generate speech samples that match the style of the out-of-domain reference substantially more accurately, clearly reflecting the correct gender, pitch, and formant ranges. We put more visualizations of mel-spectrograms towards parallel style transfer in Appendix F.

4.2.2 Non-Parallel Style Transfer

In this section, we explore the robustness of our proposed model in non-parallel style transfer, in which a TTS system synthesizes different text in the prosodic style of a reference signal. We randomly choose 20 reference signals from the testing set and test how TTS models replicate each style when synthesizing different target phrases.

We conduct a subjective evaluation to assess the style similarity of synthesized speech to reference one. As shown in Table 2, the side-by-side subjective test indicates that raters prefer GenerSpeech synthesis against baselines. The proposed multi-level style adaptor significantly improves GenerSpeech to inform the speech style, allowing an expressive reference sample to guide the robust stylistic synthesis of arbitrary text.

We further plot the mel-spectrograms and corresponding pitch tracks generated by the TTS systems in Figure 2, and have the following observations: 1) GenerSpeech can generate mel-spectrograms with rich details in frequency bins between two adjacent harmonics, unvoiced frames, and high-frequency parts, which results in more natural sounds. However, some baseline models (especially Mellotron) fail to generate high-fidelity mel-spectrograms in Non-Parallel style transfer; 2) GenerSpeech can resemble the prosodic style of the reference signal and demonstrates its precise style transfer, which is nearly time-aligned in pitch contours. However, most baseline models failed to match the prosodic style. They generated the “average” distribution over their input data, generating less expressive speech, especially for long-form phrases.

4.3 Ablation Study

As shown in Table 3, we conduct ablation studies to demonstrate the effectiveness of several designs in GenerSpeech, including the generalizable content adaptor, multi-level style adaptor, and the post-net. The global representations provide the basic timbre and emotion attributes so that we leave them unchanged. We conduct CMOS (comparative mean opinion score) and CSMOS (comparative similarity mean opinion score) evaluations and have the following findings: 1) Both the quality and similarity scores drop when removing the multi-level local style encoder, which demonstrates the efficiency of the proposed method in capturing style latent representations. 2) Replacing mix-style layer normalization in a generalizable content adaptor with the original one results in decreased quality and similarity, verifying the significance of mix-style calculation. 3) Removing the flow-based post-net has witnessed the degradation of audio quality, proving that the post-net could refine the coarse-grained output and generate spectrograms with increasing details. To demonstrate the effectiveness of fine-grained modeling, we attach the visualizations of mel-spectrograms in Appendix F.

Table 3: Audio quality and similarity comparisons for ablation study. LSE and MS-LN respectively represent the multi-level local style encoder and Mix-Style layer normalization.

Setting	CMOS	CSMOS
GenerSpeech	0.0	0.0
w/o LSE	-0.02	-0.15
w/o MS-LN	-0.06	-0.07
w/o post-net	-0.10	-0.02

4.4 Style Adaptation

Following previous work [6], we further study the performance of our model in style adaptation with different amounts of data. We randomly sample utterances (each around 5 sec) from the out-of-domain datasets and

Table 4: Adaptation performance with varying data.

#Sample	0	1	2	5	10	20
CMOS	0.00	+ 0.01	+ 0.01	+ 0.05	+ 0.07	+ 0.07
CSMOS	0.00	+ 0.03	+ 0.04	+ 0.10	+ 0.13	+ 0.14

finetune the parameters in the multi-level style adaptor for additional 2000 steps. The CMOS and CSMOS evaluation results have been illustrated in Table 4: GenerSpeech performs better with the increasing amount of adaptation data, demonstrating the ability of proposed GenerSpeech towards adaptive style transfer in the few-shot data setting. The detailed fine-tuning setting has been included in Appendix E.

5 Conclusion

In this work, we proposed GenerSpeech, a text-to-speech model towards high-fidelity zero-shot style transfer of out-of-domain custom voices. To achieve better model generalization, we design several techniques to learn the style-agnostic and style-specific variations in speech separately: 1) GenerSpeech utilized a multi-level style adaptor to model and transfer various style attributes, including the speaker and emotion global characteristics, and the fine-grained frame, phoneme, and word-level prosodic representations; 2) The Mix-Style layer normalization was further adopted to eliminate the style information in linguistic representations for improving the generalization of GenerSpeech. Experimental results demonstrated that GenerSpeech achieved new state-of-the-art zero-shot style transfer results for OOD text-to-speech synthesis. Our further extension study to adaptation further showed that GenerSpeech performed robustly in the few-shot data setting. For future work, we will further verify the effectiveness of GenerSpeech on more general scenarios such as multilingual generalization. We envisage that our work could serve as a basis for future text-to-speech synthesis studies.

Acknowledgements

This work was supported in part by the National Natural Science Foundation of China (Grant No.62072397 and No.61836002), Zhejiang Natural Science Foundation (LR19F020006), Yiwise, and National Key R&D Program of China (Grant No.2020YFC0832505).

References

- [1] Ba, J. L., Kiros, J. R., and Hinton, G. E. Layer normalization. *arXiv preprint arXiv:1607.06450*, 2016.
- [2] Baeovski, A., Zhou, Y., Mohamed, A., and Auli, M. wav2vec 2.0: A framework for self-supervised learning of speech representations. *Advances in Neural Information Processing Systems*, 33, 2020.
- [3] Casanova, E., Shulby, C., Gölge, E., Müller, N. M., de Oliveira, F. S., Junior, A. C., Soares, A. d. S., Aluisio, S. M., and Ponti, M. A. Sc-glowtts: an efficient zero-shot multi-speaker text-to-speech model. *arXiv preprint arXiv:2104.05557*, 2021.
- [4] Chen, F., Huang, R., Cui, C., Ren, Y., Liu, J., and Zhao, Z. Singgan: Generative adversarial network for high-fidelity singing voice generation. *arXiv preprint arXiv:2110.07468*, 2021.
- [5] Chen, L.-W. and Rudnicky, A. Fine-grained style control in transformer-based text-to-speech synthesis. *arXiv preprint arXiv:2110.06306*, 2021.
- [6] Chen, M., Tan, X., Li, B., Liu, Y., Qin, T., Liu, T.-Y., et al. Adaspeech: Adaptive text to speech for custom voice. In *International Conference on Learning Representations*, 2020.
- [7] Chen, M., Tan, X., Ren, Y., Xu, J., Sun, H., Zhao, S., Qin, T., and Liu, T.-Y. Multispeech: Multi-speaker text to speech with transformer. *arXiv preprint arXiv:2006.04664*, 2020.
- [8] Cui, C., Ren, Y., Liu, J., Chen, F., Huang, R., Lei, M., and Zhao, Z. Emovie: A mandarin emotion speech dataset with a simple emotional text-to-speech model. *arXiv preprint arXiv:2106.09317*, 2021.
- [9] Ganin, Y. and Lempitsky, V. Unsupervised domain adaptation by backpropagation. In *International conference on machine learning*, pp. 1180–1189. PMLR, 2015.
- [10] He, K., Zhang, X., Ren, S., and Sun, J. Deep residual learning for image recognition. In *Proceedings of the IEEE conference on computer vision and pattern recognition*, pp. 770–778, 2016.
- [11] Huang, R., Chen, F., Ren, Y., Liu, J., Cui, C., and Zhao, Z. Multi-singer: Fast multi-singer singing voice vocoder with a large-scale corpus. In *Proceedings of the 29th ACM International Conference on Multimedia*, pp. 3945–3954, 2021.
- [12] Huang, R., Lam, M. W., Wang, J., Su, D., Yu, D., Ren, Y., and Zhao, Z. Fastdiff: A fast conditional diffusion model for high-quality speech synthesis. *arXiv preprint arXiv:2204.09934*, 2022.
- [13] Huang, R., Zhao, Z., Liu, H., Liu, J., Cui, C., and Ren, Y. Prodiff: Progressive fast diffusion model for high-quality text-to-speech. *arXiv preprint arXiv:2207.06389*, 2022.
- [14] Huang, R., Zhao, Z., Liu, J., Liu, H., Ren, Y., Zhang, L., and He, J. Transpeech: Speech-to-speech translation with bilateral perturbation. *arXiv preprint arXiv:2205.12523*, 2022.
- [15] Huang, S.-F., Lin, C.-J., and Lee, H.-y. Meta-tts: Meta-learning for few-shot speaker adaptive text-to-speech. *arXiv preprint arXiv:2111.04040*, 2021.
- [16] Jia, Y., Zhang, Y., Weiss, R., Wang, Q., Shen, J., Ren, F., Nguyen, P., Pang, R., Lopez Moreno, I., Wu, Y., et al. Transfer learning from speaker verification to multispeaker text-to-speech synthesis. *Advances in Neural Information Processing Systems*, 31, 2018.
- [17] Jiang, Z., Ren, Y., Lei, M., and Zhao, Z. Fedspeech: Federated text-to-speech with continual learning. *arXiv preprint arXiv:2110.07216*, 2021.
- [18] Jiang, Z., Zhe, S., Zhao, Z., Yang, Q., Ren, Y., Liu, J., and Ye, Z. Dict-tts: Learning to pronounce with prior dictionary knowledge for text-to-speech. *arXiv preprint arXiv:2206.02147*, 2022.
- [19] Jin, X., Lan, C., Zeng, W., and Chen, Z. Style normalization and restitution for domain generalization and adaptation. *IEEE Transactions on Multimedia*, 2021.

- [20] Kim, J., Kim, S., Kong, J., and Yoon, S. Glow-tts: A generative flow for text-to-speech via monotonic alignment search. *Advances in Neural Information Processing Systems*, 2020.
- [21] Kingma, D. P. and Dhariwal, P. Glow: Generative flow with invertible 1x1 convolutions. *Advances in Neural Information Processing Systems*, 31:10215–10224, 2018.
- [22] Kong, J., Kim, J., and Bae, J. Hifi-gan: Generative adversarial networks for efficient and high fidelity speech synthesis. *arXiv preprint arXiv:2010.05646*, 2020.
- [23] Lam, M. W., Wang, J., Huang, R., Su, D., and Yu, D. Bilateral denoising diffusion models. *arXiv preprint arXiv:2108.11514*, 2021.
- [24] Lee, K., Park, K., and Kim, D. Styler: Style factor modeling with rapidity and robustness via speech decomposition for expressive and controllable neural text to speech. *arXiv preprint arXiv:2103.09474*, 2021.
- [25] Li, D., Yang, Y., Song, Y.-Z., and Hospedales, T. M. Deeper, broader and artier domain generalization. In *Proceedings of the IEEE international conference on computer vision*, pp. 5542–5550, 2017.
- [26] Li, D., Yang, Y., Song, Y.-Z., and Hospedales, T. M. Learning to generalize: Meta-learning for domain generalization. In *Thirty-Second AAAI Conference on Artificial Intelligence*, 2018.
- [27] Li, X., Song, C., Li, J., Wu, Z., Jia, J., and Meng, H. Towards multi-scale style control for expressive speech synthesis. *arXiv preprint arXiv:2104.03521*, 2021.
- [28] Li, Y., Tian, X., Gong, M., Liu, Y., Liu, T., Zhang, K., and Tao, D. Deep domain generalization via conditional invariant adversarial networks. In *Proceedings of the European Conference on Computer Vision (ECCV)*, pp. 624–639, 2018.
- [29] Li, Y., Yang, Y., Zhou, W., and Hospedales, T. Feature-critic networks for heterogeneous domain generalization. In *International Conference on Machine Learning*, pp. 3915–3924. PMLR, 2019.
- [30] Liu, J., Li, C., Ren, Y., Chen, F., and Zhao, Z. Diffsinger: Singing voice synthesis via shallow diffusion mechanism. In *Proceedings of the AAAI Conference on Artificial Intelligence*, volume 36, pp. 11020–11028, 2022.
- [31] Min, D., Lee, D. B., Yang, E., and Hwang, S. J. Meta-stylespeech: Multi-speaker adaptive text-to-speech generation. In *International Conference on Machine Learning*. PMLR, 2021.
- [32] Nagrani, A., Chung, J. S., and Zisserman, A. Voxceleb: a large-scale speaker identification dataset. *arXiv preprint arXiv:1706.08612*, 2017.
- [33] Panayotov, V., Chen, G., Povey, D., and Khudanpur, S. Librispeech: an asr corpus based on public domain audio books. In *2015 IEEE international conference on acoustics, speech and signal processing (ICASSP)*, pp. 5206–5210. IEEE, 2015.
- [34] Paul, D., Pantazis, Y., and Stylianou, Y. Speaker conditional wavernn: Towards universal neural vocoder for unseen speaker and recording conditions. *arXiv preprint arXiv:2008.05289*, 2020.
- [35] Radford, A., Wu, J., Child, R., Luan, D., Amodei, D., Sutskever, I., et al. Language models are unsupervised multitask learners. *OpenAI blog*, 1(8):9, 2019.
- [36] Rakhimov, R., Volkhonskiy, D., Artemov, A., Zorin, D., and Burnaev, E. Latent video transformer. In *16th International Joint Conference on Computer Vision, Imaging and Computer Graphics Theory and Applications, VISIGRAPP 2021*, pp. 101–112. SciTePress, 2021.
- [37] Ren, Y., Hu, C., Tan, X., Qin, T., Zhao, S., Zhao, Z., and Liu, T.-Y. Fastspeech 2: Fast and high-quality end-to-end text to speech. In *International Conference on Learning Representations*, 2020.
- [38] Ren, Y., Liu, J., and Zhao, Z. Portaspeech: Portable and high-quality generative text-to-speech. *Advances in Neural Information Processing Systems*, 2021.

- [39] Shen, J., Pang, R., Weiss, R. J., Schuster, M., Jaitly, N., Yang, Z., Chen, Z., Zhang, Y., Wang, Y., Skerry-Ryan, R., et al. Natural tts synthesis by conditioning wavenet on mel spectrogram predictions. In *Proc. of ICASSP*, pp. 4779–4783. IEEE, 2018.
- [40] Skerry-Ryan, R., Battenberg, E., Xiao, Y., Wang, Y., Stanton, D., Shor, J., Weiss, R., Clark, R., and Saurous, R. A. Towards end-to-end prosody transfer for expressive speech synthesis with tacotron. In *International Conference on Machine Learning*, pp. 4693–4702. PMLR, 2018.
- [41] Sun, G., Zhang, Y., Weiss, R. J., Cao, Y., Zen, H., Rosenberg, A., Ramabhadran, B., and Wu, Y. Generating diverse and natural text-to-speech samples using a quantized fine-grained vae and autoregressive prosody prior. In *Proc. of ICASSP*, pp. 6699–6703. IEEE, 2020.
- [42] Sun, G., Zhang, Y., Weiss, R. J., Cao, Y., Zen, H., and Wu, Y. Fully-hierarchical fine-grained prosody modeling for interpretable speech synthesis. In *Proc. of ICASSP*, pp. 6264–6268. IEEE, 2020.
- [43] Ulyanov, D., Vedaldi, A., and Lempitsky, V. Instance normalization: The missing ingredient for fast stylization. *arXiv preprint arXiv:1607.08022*, 2016.
- [44] Valle, R., Li, J., Prenger, R., and Catanzaro, B. Mellotron: Multispeaker expressive voice synthesis by conditioning on rhythm, pitch and global style tokens. In *ICASSP 2020-2020 IEEE International Conference on Acoustics, Speech and Signal Processing (ICASSP)*, pp. 6189–6193. IEEE, 2020.
- [45] van den Oord, A., Vinyals, O., and Kavukcuoglu, K. Neural discrete representation learning. In *Advances in Neural Information Processing Systems*, pp. 6309–6318, 2017.
- [46] Vaswani, A., Shazeer, N., Parmar, N., Uszkoreit, J., Jones, L., Gomez, A. N., Kaiser, Ł., and Polosukhin, I. Attention is all you need. In *Advances in neural information processing systems*, pp. 5998–6008, 2017.
- [47] Wang, F., Cheng, J., Liu, W., and Liu, H. Additive margin softmax for face verification. *IEEE Signal Processing Letters*, 25(7):926–930, 2018.
- [48] Wang, Y., Stanton, D., Zhang, Y., Ryan, R.-S., Battenberg, E., Shor, J., Xiao, Y., Jia, Y., Ren, F., and Saurous, R. A. Style tokens: Unsupervised style modeling, control and transfer in end-to-end speech synthesis. In *International Conference on Machine Learning*, pp. 5180–5189. PMLR, 2018.
- [49] Zen, H., Dang, V., Clark, R., Zhang, Y., Weiss, R. J., Jia, Y., Chen, Z., and Wu, Y. Libritts: A corpus derived from librispeech for text-to-speech. *arXiv preprint arXiv:1904.02882*, 2019.
- [50] Zhang, L., Li, R., Wang, S., Deng, L., Liu, J., Ren, Y., He, J., Huang, R., Zhu, J., Chen, X., et al. M4singer: a multi-style, multi-singer and musical score provided mandarin singing corpus. .
- [51] Zhang, L., Zhao, Z., Ren, Y., and Deng, L. Editsinger: Zero-shot text-based singing voice editing system with diverse prosody modeling. .
- [52] Zhang, L., Ren, Y., Deng, L., and Zhao, Z. Hifidenoise: High-fidelity denoising text to speech with adversarial networks. In *ICASSP 2022-2022 IEEE International Conference on Acoustics, Speech and Signal Processing (ICASSP)*, pp. 7232–7236. IEEE, 2022.
- [53] Zhou, K., Yang, Y., Qiao, Y., and Xiang, T. Domain generalization with mixstyle. In *International Conference on Learning Representations*, 2020.
- [54] Zhou, K., Sisman, B., Liu, R., and Li, H. Seen and unseen emotional style transfer for voice conversion with a new emotional speech dataset. In *ICASSP 2021-2021 IEEE International Conference on Acoustics, Speech and Signal Processing (ICASSP)*, pp. 920–924. IEEE, 2021.

Checklist

1. For all authors...
 - (a) Do the main claims made in the abstract and introduction accurately reflect the paper's contributions and scope? [Yes]
 - (b) Did you describe the limitations of your work? [Yes] See Section 5
 - (c) Did you discuss any potential negative societal impacts of your work? [Yes] See Section H in the supplementary materials
 - (d) Have you read the ethics review guidelines and ensured that your paper conforms to them? [Yes]
2. If you are including theoretical results...
 - (a) Did you state the full set of assumptions of all theoretical results? [N/A]
 - (b) Did you include complete proofs of all theoretical results? [N/A]
3. If you ran experiments...
 - (a) Did you include the code, data, and instructions needed to reproduce the main experimental results (either in the supplemental material or as a URL)? [No]
 - (b) Did you specify all the training details (e.g., data splits, hyperparameters, how they were chosen)? [Yes] See Section 4.1.1.
 - (c) Did you report error bars (e.g., with respect to the random seed after running experiments multiple times)? [Yes] We report confidence intervals of subjective metric results in Appendix C.1 in the supplementary materials.
 - (d) Did you include the total amount of compute and the type of resources used (e.g., type of GPUs, internal cluster, or cloud provider)? [Yes] See Section 4.1.3.
4. If you are using existing assets (e.g., code, data, models) or curating/releasing new assets...
 - (a) If your work uses existing assets, did you cite the creators? [Yes] See Section 4.1.1.
 - (b) Did you mention the license of the assets? [N/A]
 - (c) Did you include any new assets either in the supplemental material or as a URL? [N/A]
 - (d) Did you discuss whether and how consent was obtained from people whose data you're using/curating? [N/A]
 - (e) Did you discuss whether the data you are using/curating contains personally identifiable information or offensive content? [N/A]
5. If you used crowdsourcing or conducted research with human subjects...
 - (a) Did you include the full text of instructions given to participants and screenshots, if applicable? [Yes] See Appendix C in the supplementary materials.
 - (b) Did you describe any potential participant risks, with links to Institutional Review Board (IRB) approvals, if applicable? [N/A]
 - (c) Did you include the estimated hourly wage paid to participants and the total amount spent on participant compensation? [Yes] See Appendix C in the supplementary materials.

Appendices

GenerSpeech: Towards Style Transfer for Generalizable Out-Of-Domain Text-to-Speech

A Details of Models

In this section, we describe details in the phoneme encoder, generalizable content adaptor, multi-level style adaptor, flow-based post-net and the models.

A.1 Model Configurations

We list the model hyper-parameters of GenerSpeech in Table 5.

	Hyperparameter	GenerSpeech
Text Encoder	Phoneme Embedding	192
	Encoder Layers	4
	Encoder Hidden	256
	Encoder Conv1D Kernel	9
	Encoder Conv1D Filter Size	1024
	Encoder Attention Heads	2
	Encoder Dropout	0.1
Generalizable Content Adaptor	Style-Agnostic Pitch Predictor Conv1D Kernel	3
	Style-Agnostic Pitch Predictor Conv1D Filter Size	256
	Style-Agnostic Pitch Predictor Dropout	0.5
	Probability of using MixStyle	0.2
	Beta distribution parameter α	0.1
Multi-level Style Adaptor	Style-Specific Pitch Predictor Conv1D Kernel	3
	Style-Specific Pitch Predictor Conv1D Filter Size	256
	Style-Specific Pitch Predictor Dropout	0.5
	Multi-level Style Adaptor Hidden	256
	Local Style Encoder WN Layers	4
	Local Style Encoder VQ Codebook Size	128
	Local Style Encoder Conv Stack Layers	5
	Style-to-Content Alignment Layers	2
Mel-Spectrogram Decoder	Decoder Layers	4
	Decoder Hidden	256
	Decoder Conv1D Kernel	9
	Decoder Conv1D Filter Size	1024
	Decoder Attention Headers	2
	Decoder Dropout	0.1
Post-Net	WaveNet Layers	3
	WaveNet Kernel	3
	WaveNet Channel Size	192
	Flow Steps	12
	Shared Groups	3
Total Number of Parameters		51M

Table 5: Hyperparameters of GenerSpeech models.

A.2 Content and Style Adaptor

A.2.1 Global Style Encoder

As illustrated in Figure 3, the main body of the model consists of a CNN-based feature encoder, a Transformer-based context network and a quantization module. The wav2vec 2.0 model builds context

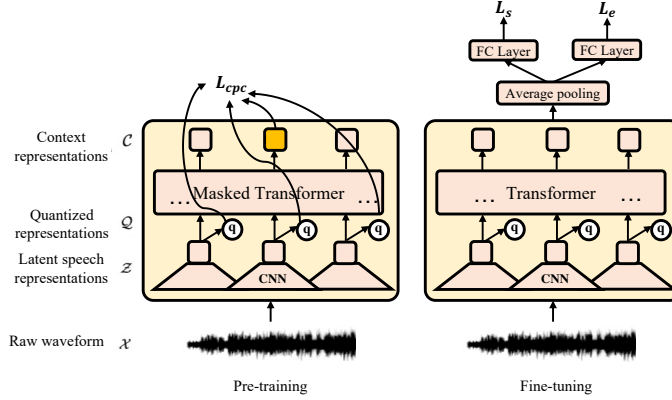


Figure 3: Illustration of the downstream global style encoder. The model architecture used in the pre-training stage and finetuning stage are identical, except for the quantization modules and extra output layers.

representations over continuous speech representations and self-attention captures dependencies over the entire sequence of latent representations end-to-end. We finetune the parameters of the w2v-encoder (around 94M). We add two fully connected layers on the top of the w2v-encoder to predict the speaker and emotion global latent representations in parallel.

A.2.2 Pitch Prediction

The overall pitch prediction pipeline mainly follows previous non-autoregressive TTS models [37], except that GenerSpeech adopts two pitch predictors to generate style-specific and style-agnostic pitch spectrograms, respectively. As shown in Figure 3(b), the Style-Specific Pitch (SSP) predictor and Style-Agnostic Pitch (SAP) predictor enjoy the same architecture. During training, we add the output of the SSP predictor and SIP predictor to obtain the joint pitch spectrogram as illustrated in Figure 4. We train them with ground-truth pitch spectrogram and the mean/variance of pitch contour and optimize it with mean square error. We infer the style-specific and style-agnostic pitch spectrogram separately and inverse the joint pitch spectrogram to pitch contour with inverse continuous wavelet transform (iCWT).

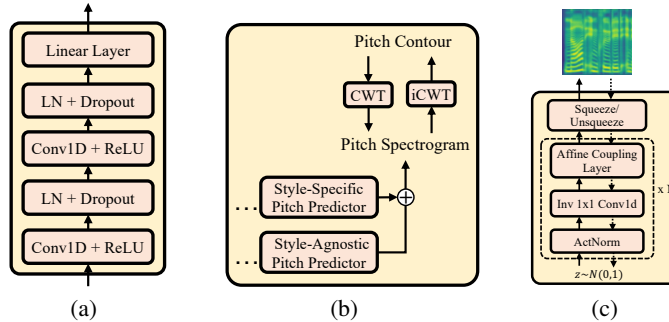


Figure 4: (a) The common architecture of pitch predictor. (b) Details in pitch prediction. CWT and iCWT denote continuous wavelet transform and inverse continuous wavelet transform respectively. (c) The flow-based post-net gets a mel-spectrogram and squeezes it, following which it gets processed through a number of flow blocks. Each flow block contains activation normalization layer, affine coupling layer, and invertible 1x1 convolution layer.

A.3 Flow-based post-net

The flow-based models can overcome the over-smoothing problem and generate more realistic outputs. To model rich details in ground-truth mel-spectrograms, we introduce a flow-based post-net with

strong condition inputs to refine the coarse-grained mel-spectrogram. As shown in Figure 4(c), the flow-based post-net is composed of a family of flows that can perform forward and inverse transformation in parallel. During training, the post-net efficiently transforms a mel-spectrogram into the latent representation for maximum likelihood estimation. During inference, it transforms the prior distribution into the mel-spectrogram distribution efficiently to parallelly generate the high-quality sample.

B Pseudo-Code of Mix-Style Layer Normalization

Algorithm 1 provides a PyTorch-like pseudo-code.

Algorithm 1 PyTorch-like pseudo-code for Mix-Style Layer Normalization.

```
# x: input features of shape (B, T, C)
# global_embed: the element-wise addition of the speaker and emotion embedding (B, 1, C)
# p: probability to apply MixStyle
# alpha: hyper-parameter for the Beta distribution
# eps: a small value added before square root for numerical stability

if not in training mode:
    return x

if random probability > p:
    return x

B = x.size(0) # batch size

mu, sig = torch.mean(x, dim=-1, keepdim=True), torch.std(x, dim=-1, keepdim=True)
x_normed = (x - mu) / (sig + eps) # normalize input

lmda = Beta(alpha, alpha).sample((B, 1, 1)) # sample instance-wise convex weights
lmda = lmda.to(x.device)

# Get Bias and Gain
mu1, sig1 = torch.split(self.affine_layer(global_embed), self.hidden_size, dim=-1)

# MixStyle
perm = torch.randperm(B) # generate shuffling indices
mu2, sig2 = mu1[perm], sig1[perm] # shuffling

mu_mix = mu1 * lmda + mu2 * (1 - lmda) # generate mixed mean
sig_mix = sig1 * lmda + sig2 * (1 - lmda) # generate mixed standard deviation

# Perform Scaling and Shifting
return x_normed * sig_mix + mu_mix # denormalize input using the mixed statistics
```

C Evaluation

C.1 Subjective Evaluation

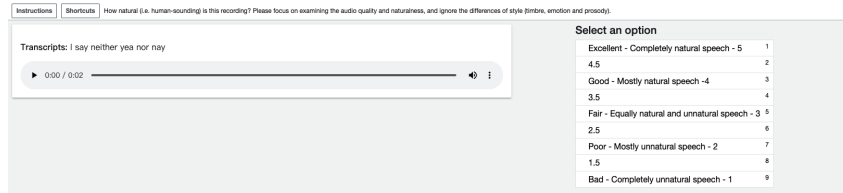
For audio quality evaluation, we conduct the MOS (mean opinion score) tests and explicitly instruct the raters to “(focus on examining the audio quality and naturalness, and ignore the differences of style (timbre, emotion and prosody)).”. The testers present and rate the samples, and each tester is asked to evaluate the subjective naturalness on a 1-5 Likert scale.

For style similarity evaluation, we explicitly instruct the raters to “(focus on the similarity of the style (timbre, emotion and prosody) to the reference, and ignore the differences of content, grammar, or audio quality.)”. In the SMOS (similarity mean opinion score) tests, we paired each synthesized utterance with a ground truth utterance to evaluate how well the synthesized speech matches that from the target speaker. Each pair is rated by one rater. In the AXY discrimination test, a human rater is presented with three stimuli: a reference speech sample (A), and two competing samples (X and Y) to evaluate. The rater is asked to rate whether the prosody of X or Y is closer to that of the reference on a 7-point scale. The scale ranges from “X is much closer” to “Both are about the same distance” to “Y is much closer”, and can naturally be mapped on the integers from -3 to 3.


In the ablation study, we further conduct CMOS (comparative mean opinion score) and CSMOS (comparative similarity mean opinion score) evaluations. Listeners are asked to compare pairs of audio generated by systems A and B, indicate which of the two audio they prefer, and choose one of

the following scores: 0 indicating no difference, 1 indicating small difference, 2 indicating a large difference, and 3 indicating a very large difference.

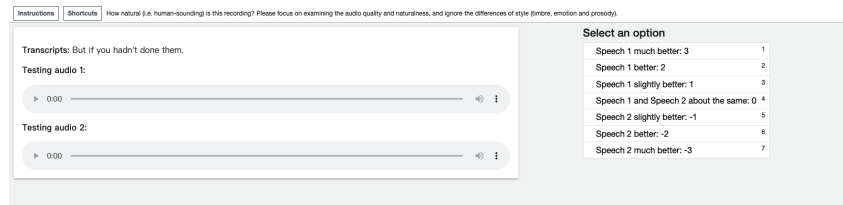
Our subjective evaluation tests are crowd-sourced and conducted by 25 native speakers via Amazon Mechanical Turk. The screenshots of instructions for testers have been shown in Figure 5. We paid \$8 to participants hourly and totally spent about \$750 on participant compensation. A small subset of speech samples used in the test is available at <https://GenerSpeech.github.io/>.



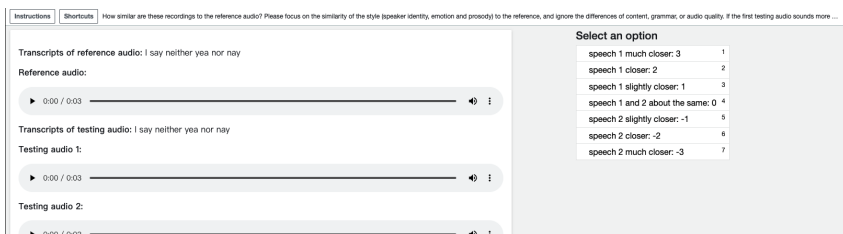
(a) Screenshot of MOS testing.



(b) Screenshot of SMOS testing.



(c) Screenshot of CMOS testing.



(d) Screenshot of AXY discrimination and CSMOS testing.

Figure 5: Screenshots of subjective evaluations.

C.2 Objective Evaluation

Cosine similarity is an objective metric that measures speaker similarity among multi-speaker audio. We compute the average cosine similarity between embeddings extracted from the synthesized and ground truth embeddings to measure the speaker similarity performance objectively.

F0 Frame Error (FFE) combines voicing decision error and F0 error metrics to capture F0 information.

D Training Stability

It is well known that vector quantization tends to suffer from index collapse [36], which limits the expression ability of the proposed multi-level style encoder and hurts learning the style-to-content

alignment. To improve training stability, we empirically find that a warm-up strategy is efficient: 1) we remove the vector quantization layer and use hard force alignment in place of the learned style-to-content attention alignment in the first 20k steps. 2) after the first 20k steps, we add the vector quantization layer as the prosody bottleneck and the soft style-to-content alignment layer for later training.

E Fine-tuning

We fine-tune GenerSpeech using 1 NVIDIA 2080Ti GPU with the batch size of 64 sentences for 2000 steps, where the parameters of the whole model are optimized. The optimizer configuration and loss functions stay consistent with those in the experimental setup.

F More Visualization of Mel-Spectrograms

We put more visualizations of mel-spectrograms towards parallel style transfer for out-of-domain text-to-speech synthesis.

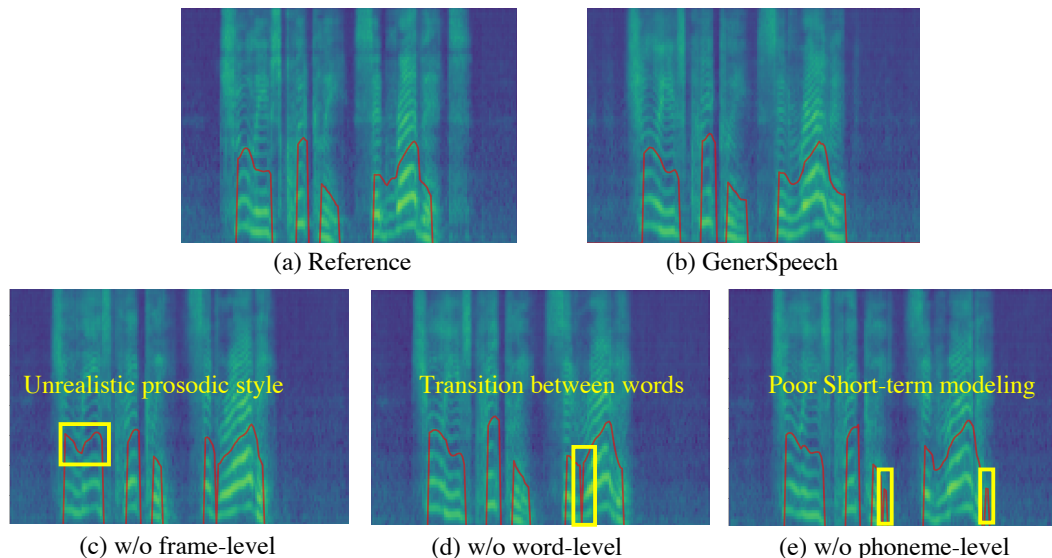


Figure 6: Visualizations of the ground-truth and generated mel-spectrograms in Parallel Style Transfer. The corresponding text is “*Chew leaves quickly, said rabbit.*”.

G Visualization of Attention Weights

We put some attention visualizations in Figure 8. We can see that GenerSpeech can create reasonable alignments which are close to the diagonal in differential local-level style encoders, which helps the high-fidelity stylization.

H Potential Negative Societal Impacts

GenerSpeech lowers the requirements for high-quality and expressive text-to-speech synthesis, which may cause unemployment for people with related occupations such as broadcaster and radio host. In addition, there is the potential for harm from non-consensual voice cloning or the generation of fake media and the voices of the speakers in the recordings might be over-used than they expect.

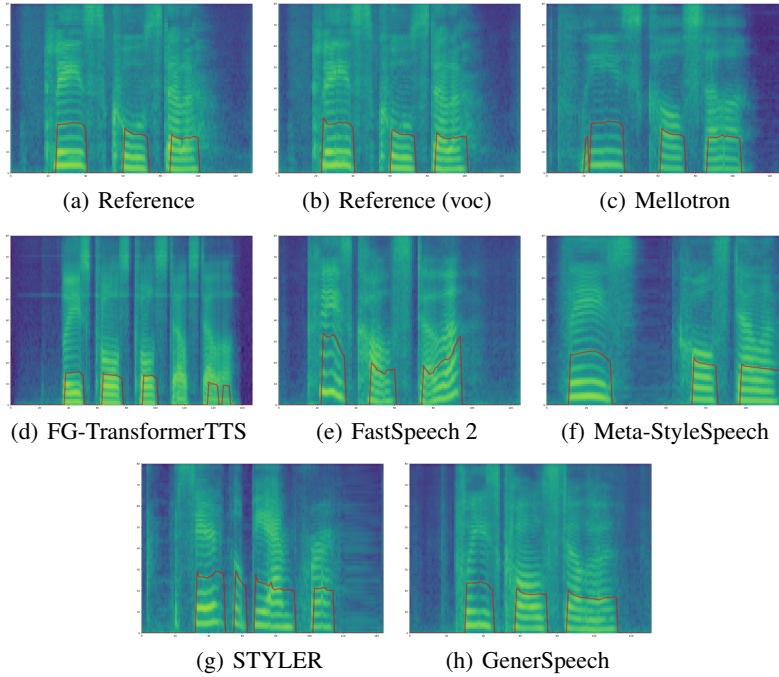


Figure 7: Visualizations of the ground-truth and generated mel-spectrograms in Parallel Style Transfer. The corresponding text is “*Please call Stella.*”.

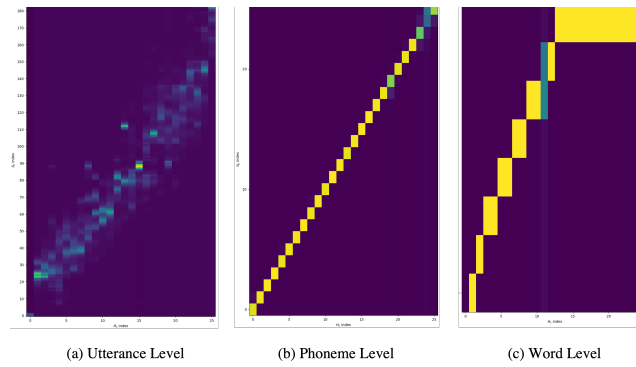


Figure 8: Visualizations of the attention weights in parallel style transfer. The corresponding texts is “*Chew leaves quickly, said rabbit.*”.

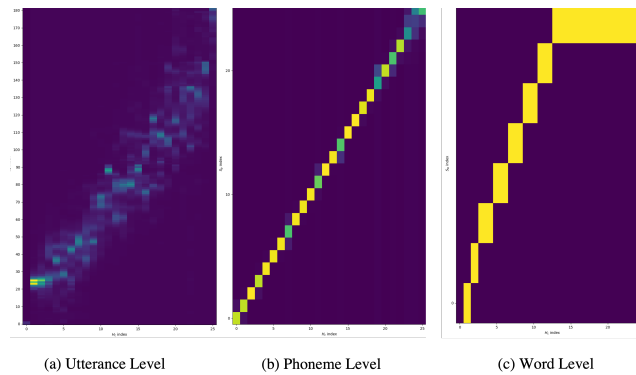


Figure 9: Visualizations of the attention weights in non-parallel style transfer. The corresponding texts of reference and generated speech samples are “*Daisy creams with pink edges.*” and “*Chew leaves quickly, said rabbit.*”, respectively.