



Searches for new phenomena in events with two leptons, jets, and missing transverse momentum in 139 fb^{-1} of $\sqrt{s} = 13 \text{ TeV}$ pp collisions with the ATLAS detector

The ATLAS Collaboration

Searches for new phenomena inspired by supersymmetry in final states containing an e^+e^- or $\mu^+\mu^-$ pair, jets, and missing transverse momentum are presented. These searches make use of proton–proton collision data with an integrated luminosity of 139 fb^{-1} , collected during 2015–2018 at a centre-of-mass energy $\sqrt{s} = 13 \text{ TeV}$ by the ATLAS detector at the Large Hadron Collider. Two searches target the pair production of charginos and neutralinos. One uses the recursive-jigsaw reconstruction technique to follow up on excesses observed in 36.1 fb^{-1} of data, and the other uses conventional event variables. The third search targets pair production of coloured supersymmetric particles (squarks or gluinos) decaying through the next-to-lightest neutralino ($\tilde{\chi}_2^0$) via a slepton ($\tilde{\ell}$) or Z boson into $\ell^+\ell^-\tilde{\chi}_1^0$, resulting in a kinematic endpoint or peak in the dilepton invariant mass spectrum. The data are found to be consistent with the Standard Model expectations. Results are interpreted using simplified models and exclude masses up to 900 GeV for electroweakinos, 1550 GeV for squarks, and 2250 GeV for gluinos.

Contents

1	Introduction	3
2	SUSY signal models	4
3	ATLAS detector	6
4	Data and simulated samples	7
5	Analysis object identification and selection	8
6	Event selection	10
6.1	Additional event selection variables	10
6.2	Recursive-jigsaw reconstruction	11
6.3	Recursive-jigsaw reconstruction search selections	14
6.4	Electroweak search selections	16
6.5	Strong search selections	18
7	Background estimation	20
7.1	Recursive-jigsaw reconstruction search backgrounds	21
7.2	Electroweak search backgrounds	23
7.3	Strong search backgrounds	27
8	Systematic uncertainties	31
9	Results	35
9.1	Recursive-jigsaw reconstruction search results	36
9.2	Electroweak search results	37
9.3	Strong search results	41
10	Interpretation	44
10.1	Electroweak search interpretation	44
10.2	Strong search interpretation	45
11	Conclusion	46

1 Introduction

Supersymmetric (SUSY) [1–6] extensions to the Standard Model (SM) have the potential to resolve the SM gauge hierarchy problem, explain the origin of dark matter [7, 8], and lead to a grand unified theory of nature [9–12]. Partner particles, called sparticles, differ from their SM counterparts by half a unit of spin. The scalar partners of quarks and leptons are squarks (\tilde{q}) and sleptons ($\tilde{\ell}$) respectively. Gluinos (\tilde{g}) are the fermionic partners of gluons. Charginos ($\tilde{\chi}_i^\pm$) and neutralinos ($\tilde{\chi}_i^0$) are the mass eigenstates of the mixing between the SUSY partners of the Higgs (higgsinos) and electroweak bosons, where i runs from the lightest to heaviest mass. If R -parity is conserved [13], then the lightest SUSY particle (LSP) is stable and a good candidate for dark matter.

This paper reports on searches for electroweak and strong production of sparticles in events with exactly two same-flavour (SF) opposite-sign (OS) electrons or muons, jets, and missing transverse momentum (\vec{p}_T^{miss} , with magnitude E_T^{miss}). The full Run 2 dataset of 13 TeV proton–proton collisions collected by the ATLAS detector [14] at the Large Hadron Collider (LHC) [15] is used, corresponding to an integrated luminosity of 139 fb^{-1} . The same-flavour lepton final state is used in order to make use of the dilepton system’s invariant mass ($m_{\ell\ell}$) as a discriminant to search for events in models with leptonic Z boson decays or models where the $m_{\ell\ell}$ distribution has a kinematic endpoint. Two searches targeting electroweak production of sparticles and one targeting strong production are considered. The first consists of two signal regions (SRs), using recursive-jigsaw reconstruction (RJR) variables [16] targeting electroweak production, which check whether previously observed excesses of 2.0σ and 1.4σ above the SM expectations in the 36 fb^{-1} 13 TeV dataset collected during 2015–2016 [17] persist with more data. This is referred to as the RJR search, and only model-independent upper limits are presented for it. The same 36 fb^{-1} 13 TeV analysis also included three-lepton regions which had 3.0σ and 2.1σ excesses above the Standard Model expectations, which were not observed with more data [18]. This previous search, and this update, used RJR variables designed to target electroweak production of SUSY particles. The second targets electroweak (EWK) production of chargino–neutralino pairs decaying to W and Z bosons along with two $\tilde{\chi}_1^0$ neutralinos, and also includes a new search inspired by gauge-mediated SUSY breaking (GMSB) [19–21] targeting the pair production of higgsino next-to-lightest SUSY particles (NLSPs) decaying into a ZZ or Zh pair and gravitino LSPs. This is referred to as the EWK search, and it follows a methodology similar to that used in the two-lepton channel in a previous search [22] using the 36 fb^{-1} 13 TeV dataset, but with optimizations for the full Run 2 dataset and a new region targeting off-shell Z boson decays. The third, the Strong search, targets the production of gluino or squark pairs that produce lepton pairs from $\tilde{\chi}_2^0 \rightarrow \ell^+ \ell^- \tilde{\chi}_1^0$ decays and follows a methodology similar to that in a previous search [23] based on 36 fb^{-1} of 13 TeV data, also with optimizations for the full Run 2 dataset. These updated EWK and Strong searches benefit from a larger dataset and an optimization of the analysis, generally resulting in tighter selection requirements for signal-like events. The EWK search now includes additional binning of the SRs, further improving sensitivity to the considered signal models.

The EWK and Strong searches interpret the results with simplified models, described in the next section, by performing separate model-dependent profile likelihood fits [24] in their respective regions. All three searches also report upper limits on possible beyond-the-SM (BSM) event yields from model-independent fits to single-bin regions, where the BSM signal is assumed to only populate the SR.

The EWK search presented here extends the sensitivity to GMSB models with $\tilde{\chi}_1^0$ masses in the 400–500 GeV range, between the limits from ATLAS searches in a four-lepton final state [25] and an all-hadronic final state [26]. It also reaches higher $\tilde{\chi}_1^0$ masses around chargino masses of 600 GeV for the C1N2 model described in Table 1, between the limits from ATLAS searches in a three-lepton final state [18] and the

same electroweak all-hadronic search. The Strong search has a gluino mass sensitivity similar to that of an ATLAS search in a single-lepton final state [27]. The zero-lepton ATLAS search [28] has sensitivity to gluinos a few hundred GeV heavier than in both of these searches, but the Strong search presented here has sensitivity to higher $\tilde{\chi}_1^0$ masses. A strong all-hadronic search also has sensitivity to squarks a few hundred GeV heavier than in the Strong search. Unlike the EWK searches targeting the same model with different SM boson decays, the decay chains of the gluinos and squarks differ between the various strong searches. Thus each analysis complements each other by testing different assumptions of the SUSY particle spectra.

Similar searches have been performed by the CMS Collaboration with the full Run 2 dataset. For electroweak production, limits on chargino–neutralino production (C1N2 model in Table 1) were presented in Ref. [29] and on the GMSB model in Ref. [30], albeit with a different final state requiring same-charge leptons or more than two leptons. For strong production, limits on similar models but with different parameterizations were presented in Ref. [29].

This paper is organized with the common aspects of the searches preceding sections with the details specific to each search. Section 2 describes the SUSY signal models targeted in this paper. Section 3 describes the ATLAS detector. Section 4 describes the data and simulated samples used to guide the analysis strategy and estimate background and signal yields. Section 5 describes the event reconstruction and criteria used to identify the physics objects used in the searches. Section 6 describes the event selections that define the various search regions in each search. Section 7 describes the background estimation for each search. Section 8 describes the uncertainties. Sections 9 and 10 present the results and interpretations of the results, respectively. The conclusions are presented in Section 11.

2 SUSY signal models

Simplified models [31–33] inspired by SUSY are used to guide the search strategy and interpret the results. Two classes of models that contain production of weakly interacting or strongly interacting SUSY particles are used. Each model is scanned over a two-dimensional space, varying the masses or decay branching ratios of sparticles. Table 1 summarizes the simplified models considered for analysis. As mentioned in Section 1, electrons or muons are required to be in the final state, including those from leptonic decays of τ -leptons. However, these will often fail SR requirements related to boson mass compatibility.

Table 1: Summary of the simplified signal model topologies used in this paper. Here x and y denote the x – y plane across which the signal model masses, or branching fraction B , are varied to construct the signal grid. A dash (–) signifies the column is irrelevant for that model. For the gluino–slepton model, the masses of the superpartners of the left-handed leptons are given by $[m(\tilde{\chi}_2^0) + m(\tilde{\chi}_1^0)]/2$, while the superpartners of the right-handed leptons are decoupled. The gluino and squark decays have equal branching fractions for $q = u, d, c, s, b$.

Model	Production mode	x	y	$[x + y]/2$
C1N2	$\tilde{\chi}_1^\pm \tilde{\chi}_2^0$	$m(\tilde{\chi}_1^\pm) = m(\tilde{\chi}_2^0)$	$m(\tilde{\chi}_1^0)$	–
GMSB	$\tilde{\chi}_1^0 \tilde{\chi}_1^0$	$m(\tilde{\chi}_1^0)$	$B(\tilde{\chi}_1^0 \rightarrow h\tilde{G})$	–
Gluino–slepton	$\tilde{g}\tilde{g}$	$m(\tilde{g})$	$m(\tilde{\chi}_1^0)$	$m(\tilde{\chi}_2^0)$
Gluino– $Z^{(*)}$	$\tilde{g}\tilde{g}$	$m(\tilde{g})$	$m(\tilde{\chi}_1^0)$	$m(\tilde{\chi}_2^0)$
Squark– $Z^{(*)}$	$\tilde{q}\tilde{q}$	$m(\tilde{q})$	$m(\tilde{\chi}_1^0)$	$m(\tilde{\chi}_2^0)$

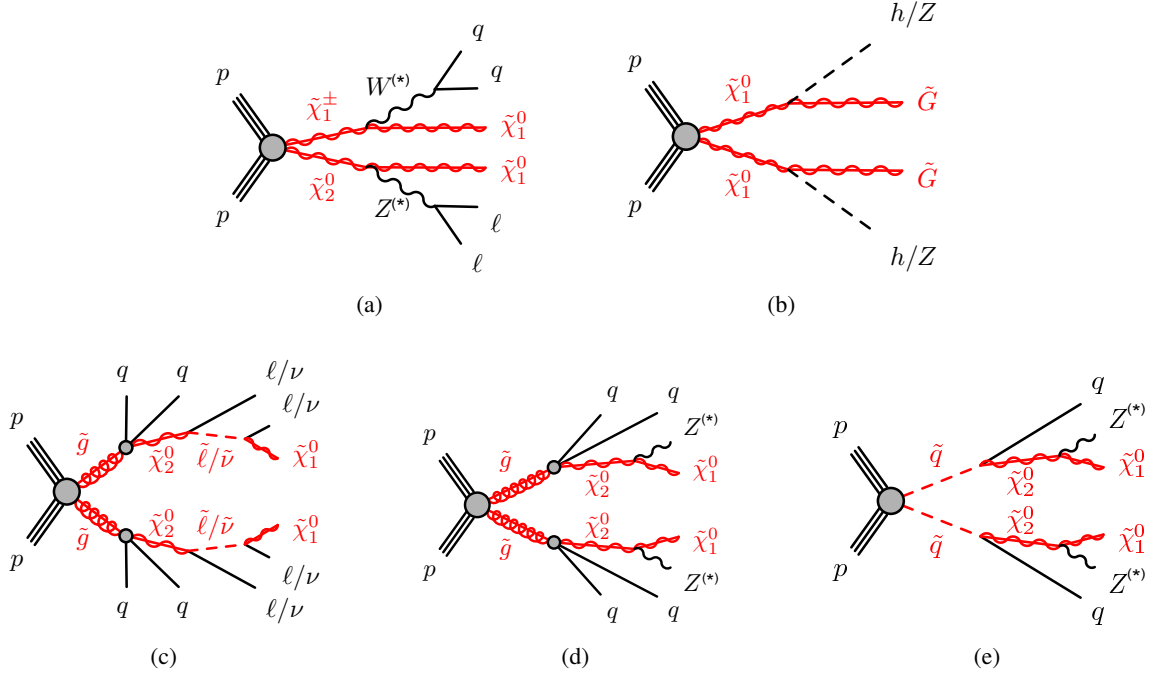


Figure 1: Example decay topologies for the (top row) two electroweak SUSY models and (bottom row) three strong SUSY models considered in the analysis. Model (a) shows the process $\tilde{\chi}_2^0 \tilde{\chi}_1^\pm \rightarrow W^{(*)}(jj)Z^{(*)}(\ell\ell) + E_T^{\text{miss}}$ and model (b) shows a gauge-mediated SUSY breaking model with a higgsino next-to-lightest SUSY particle and gravitino lightest SUSY particle. For the strong-production models, the left two decay topologies involve gluino pair production, with the gluinos following an effective three-body decay for $\tilde{g} \rightarrow q\bar{q}\tilde{\chi}_2^0$, with $\tilde{\chi}_2^0 \rightarrow \tilde{\ell}^\mp \ell^\pm / \tilde{\nu} \nu$ for the gluino–slepton model (c) and $\tilde{\chi}_2^0 \rightarrow Z^{(*)}\tilde{\chi}_1^0$ in the gluino– $Z^{(*)}$ model (d). The diagram (e) illustrates the squark– $Z^{(*)}$ model, where squarks are pair-produced, followed by the decay $\tilde{q} \rightarrow q\tilde{\chi}_2^0$, with $\tilde{\chi}_2^0 \rightarrow Z^{(*)}\tilde{\chi}_1^0$.

Two models of electroweak sparticle production are considered. The first is the production of a chargino ($\tilde{\chi}_1^\pm$) and the second-lightest neutralino ($\tilde{\chi}_2^0$), henceforth the C1N2 model, which decay via a W and Z boson respectively into LSPs, $\tilde{\chi}_1^0$. The $\tilde{\chi}_1^\pm$ and $\tilde{\chi}_2^0$ are assumed to have equal masses and always decay into a W and Z boson respectively. A diagram of this model is shown in Figure 1(a). The second is the pair production of higgsino neutralinos ($\tilde{\chi}_1^0$), which decay into a Higgs or Z boson and a nearly massless gravitino (\tilde{G}). This model is inspired by GMSB [19–21] and referred to as the GMSB model. A diagram of this model is shown in Figure 1(b). The branching ratio of the $\tilde{\chi}_1^0$ to a Higgs boson, alternatively a Z boson, is varied from 0 to 100%.

Three models of strong sparticle pair production are considered. The choice of mass parameterization, namely setting intermediate particles halfway between the parent and child, enhances the topological differences between these simplified models and others with fewer intermediate particles in the decay chains [34] or very small mass differences between particles. Changing this assumption matters when interpreting the particle spectrum of a new signal, but does not affect the sensitivity of the analysis to generic kinematic endpoint features. In all three models, the gluino (or squark) and $\tilde{\chi}_1^0$ masses are varied to produce a two-dimensional grid of signal models for interpretation. The gluino and squark decays have equal branching fractions for $q = u, d, c, s, b$. The first strong-production model, shown in Figure 1(c), is referred to as the gluino–slepton model, and assumes that the sleptons are lighter than the $\tilde{\chi}_2^0$. The gluino decays via a $\tilde{\chi}_2^0$, which subsequently decays via a slepton or sneutrino ($\tilde{\nu}$) to the LSP ($\tilde{\chi}_1^0$). The two

decay channels, $\tilde{\chi}_2^0 \rightarrow \tilde{\ell}^\mp \ell^\pm$ with $\tilde{\ell} \rightarrow \ell \tilde{\chi}_1^0$ or $\tilde{\chi}_2^0 \rightarrow \tilde{\nu} \nu$ with $\tilde{\nu} \rightarrow \nu \tilde{\chi}_1^0$, have equal probability. Only the superpartners of the left-handed leptons are allowed in the decays and they are taken to be mass degenerate, with a mass equal to the average of the $\tilde{\chi}_2^0$ and $\tilde{\chi}_1^0$ masses. The superpartners of the right-handed leptons are decoupled. In this model, a kinematic endpoint in the dilepton invariant mass forms near half of the difference between the gluino and $\tilde{\chi}_1^0$ masses, given by $m_{\ell\ell} = \sqrt{(m_{\tilde{\chi}_2^0}^2 - m_{\tilde{\ell}}^2)(m_{\tilde{\ell}}^2 - m_{\tilde{\chi}_1^0}^2)}/m_{\tilde{\ell}}^2$ [35]. This endpoint serves as an unambiguous signature of new physics that probes a wide variety of signal models, which can produce excesses over the entire $m_{\ell\ell}$ spectrum.

The second model, shown in Figure 1(d), is referred to as the gluino- $Z^{(*)}$ model, where the $\tilde{\chi}_2^0$ from the gluino decay then decays as $\tilde{\chi}_2^0 \rightarrow Z^{(*)} \tilde{\chi}_1^0$. The $\tilde{\chi}_2^0$ mass is set to the average of the gluino and $\tilde{\chi}_1^0$ masses.

The final model, shown in Figure 1(e), is referred to as the squark- $Z^{(*)}$ model, where the squark decays through a $\tilde{\chi}_2^0$ to a Z boson and the LSP ($\tilde{\chi}_1^0$). Similarly to the gluino- $Z^{(*)}$ model, the $\tilde{\chi}_2^0$ mass is set to the average of the \tilde{q} and $\tilde{\chi}_1^0$ masses. Both of these models with decays to a Z boson result in a kinematic endpoint in the dilepton invariant mass if the mass-splitting between the $\tilde{\chi}_2^0$ and $\tilde{\chi}_1^0$ is smaller than the Z boson mass. If the mass-splitting is larger than the Z boson mass, the models result in a peak in $m_{\ell\ell}$ at the Z boson mass. The superpartners of $q = u, d, c, s, b$ are all set to the same mass, with the superpartner of the t -quark decoupled.

3 ATLAS detector

The ATLAS detector [14] is a multipurpose particle detector with a forward-backward symmetric cylindrical geometry and a near 4π coverage in solid angle.¹ It consists of an inner tracking detector surrounded by a thin superconducting solenoid providing a 2 T axial magnetic field, electromagnetic and hadronic calorimeters, and a muon spectrometer. The inner tracking detector covers the pseudorapidity range $|\eta| < 2.5$. It consists of silicon pixel, silicon microstrip, and transition radiation tracking detectors. An additional layer of silicon pixels, the insertable B-layer [36, 37], was installed before Run 2. Lead/liquid-argon (LAr) sampling calorimeters provide electromagnetic (EM) energy measurements with high granularity. A steel/scintillator-tile hadron calorimeter covers the central pseudorapidity range ($|\eta| < 1.7$). The endcap and forward regions are instrumented with LAr calorimeters for both the EM and hadronic energy measurements up to $|\eta| = 4.9$. The muon spectrometer surrounds the calorimeters and is based on three large superconducting air-core toroidal magnets with eight coils each. The field integral of the toroids ranges between 2.0 and 6.0 T m across most of the detector. The muon spectrometer includes a system of precision chambers for tracking and fast detectors for triggering. A two-level trigger system is used to select events. The first-level trigger is implemented in hardware and uses a subset of the detector information to accept events at a rate below 100 kHz. This is followed by a software-based trigger that reduces the accepted event rate to 1 kHz on average depending on the data-taking conditions. An extensive software suite [38] is used in the reconstruction and analysis of real and simulated data, in detector operations, and in the trigger and data acquisition systems of the experiment.

¹ ATLAS uses a right-handed coordinate system with its origin at the nominal interaction point (IP) in the centre of the detector and the z -axis along the beam pipe. The x -axis points from the IP to the centre of the LHC ring, and the y -axis points upwards. Cylindrical coordinates (r, ϕ) are used in the transverse plane, ϕ being the azimuthal angle around the z -axis. The pseudorapidity is defined in terms of the polar angle θ as $\eta = -\ln \tan(\theta/2)$. Angular distance is measured in units of $\Delta R \equiv \sqrt{(\Delta\eta)^2 + (\Delta\phi)^2}$.

4 Data and simulated samples

The LHC pp collision data used in this analysis were collected by the ATLAS detector during 2015–2018 at a centre-of-mass collision energy of 13 TeV. After imposing requirements for beam and detector conditions and data quality [39], the dataset corresponds to an integrated luminosity of 139 fb^{-1} . The uncertainty in the combined 2015–2018 integrated luminosity is 1.7% [40], obtained using the LUCID-2 detector [41] for the primary luminosity measurements.

Data events were collected using dilepton triggers with p_T thresholds of 7–26 GeV varying with lepton flavour and data-taking period [42, 43]. In 2017 and 2018, the asymmetric electron–muon trigger had thresholds of 26 and 8 GeV respectively, where 26 GeV is above the lepton p_T requirement used in the analysis. The p_T range below the trigger threshold is covered by an asymmetric muon–electron trigger with thresholds of 24 and 7 GeV respectively. The use of the electron–muon trigger compensates for trigger inefficiencies due to the first-level muon trigger as it is seeded only by the first-level electromagnetic trigger. The rest of the triggers used have thresholds of at most 24 GeV. Typical efficiencies for the muon part of a dilepton trigger requiring a single muon, including a Level-1 accept, is between 75–85% depending on the muon p_T and η . For electrons, the typical efficiency for a single part of a dilepton trigger is between 85–97% depending on the electron p_T and η .

Simulated event samples are used to help estimate the SM backgrounds, validate the analysis techniques, optimize the event selection, and provide predictions of the SUSY signal processes. The majority of the SM process samples were generated with SHERPA 2.2 [44] or with POWHEG BOX v2 [45–47] and PYTHIA 8 [48] for the simulation of the parton shower (PS), hadronization, and underlying event. The details of the matrix element (ME) generator, PS and parameter values (tune), parton distribution function (PDF) choice, and cross-section for the SM processes are listed in Table 2. The $t\bar{t}$ and Wt processes are referred to as ‘Top’ events. The VV processes, where $V = W$ or Z , are referred to as ‘Diboson’ events. The remaining smaller backgrounds, except $Z/\gamma^* + \text{jets}$, are referred to as ‘Other’ events. The Other events category also includes the fake and non-prompt (FNP) lepton background estimated from data as described in Section 7.

Table 2: Simulated background event samples used in this analysis with the corresponding matrix element and parton shower generators, cross-section order in perturbative QCD (pQCD) used to normalize the event yield, underlying-event tune and PDF set. V represents either a W or Z boson.

Physics process	Generator	Parton shower	Cross-section order in pQCD	Tune	PDF set
$t\bar{t}$ [49]	POWHEG BOX v2 [45–47]	PYTHIA 8.230 [48]	NNLO+NNLL [50–54]	A14 [55]	NNPDF2.3LO [56]
Wt [49]	POWHEG BOX v2	PYTHIA 8.230	NNLO+NNLL [57–60]	A14	NNPDF3.0NLO [61]
VV [62]	SHERPA 2.2.2 [44]	SHERPA 2.2.2	NLO [63, 64]	SHERPA default	NNPDF3.0NNLO
$Z/\gamma^*(\rightarrow \ell\ell) + \text{jets}$ [65]	SHERPA 2.2.1	SHERPA 2.2.1	NNLO [66, 67]	SHERPA default	NNPDF3.0NNLO
Higgs ($t\bar{t}H$)	POWHEG BOX v2	PYTHIA 8.230	NLO [68]	A14	NP2.3LO
Higgs (VBF, Vh)	POWHEG BOX v2	PYTHIA 8.212	NNLO [68]	AZNLO [69]	CTEQ6L1 [70]
Higgs (ggF)	POWHEG BOX v2	PYTHIA 8.212	NNLO [68]	AZNLO	CTEQ6L1
ttt , $tttt$, $t\bar{t} + WW$	MG5_AMC@NLO [71]	PYTHIA 8.186 [72]	NLO [73], [71]	A14	NNPDF2.3LO
$t\bar{t} + V$ [74, 75]	MG5_AMC@NLO	PYTHIA 8.210	NLO [71, 76, 77]	A14	NNPDF2.3LO
VVV [62]	SHERPA 2.2.2	SHERPA 2.2.2	NLO [44]	SHERPA default	NNPDF3.0NNLO

The signal samples were generated using MG5_AMC@NLO 2.2.3 [71] interfaced to PYTHIA 8.186 with the A14 tune for the modelling of the PS, hadronization and underlying event. The ME calculation was performed at tree level and includes the emission of up to two additional partons. The PDF set used

for event generation was NNPDF2.3LO. The ME–PS matching used the CKKW-L prescription, with a matching scale set to a quarter of the mass of the initial SUSY particle.

For the C1N2 and GMSB signal models, cross-sections are calculated to next-to-leading order in the strong coupling constant, adding the resummation of soft gluon emission at next-to-leading-logarithm accuracy (NLO+NLL) [78–82]. The nominal cross-section and its uncertainty are taken from an envelope of cross-section predictions using different PDF sets and factorization and renormalization scales, as described in Ref. [83].

For the gluino and squark signal models, cross-sections are calculated to approximate next-to-next-to-leading order in the strong coupling constant, adding the resummation of soft gluon emission at next-to-next-to-leading-logarithm accuracy (approximate NNLO+NNLL) [84–91]. The nominal cross-section and its uncertainty are derived using the PDF4LHC15_MC PDF set, following the recommendations of Ref. [92].

The SM background Monte Carlo (MC) samples were passed through a full simulation of the ATLAS detector [93] using GEANT4 [94]. A fast simulation [93] was used for the signal MC samples; it relies on a parameterization of the lateral and longitudinal shower shapes of single particles in the calorimeters, and on GEANT4 elsewhere. The effect of multiple pp interactions per bunch crossing (pile-up) and detector-response effects due to interactions in neighbouring bunch crossings were included by overlaying the simulated hard-scattering events with additional inelastic pp collision events generated with PYTHIA 8.186.

5 Analysis object identification and selection

Leptons and jets selected for analysis are categorized as ‘baseline’ or ‘signal’ objects by using various quality and kinematic requirements. Baseline objects are used in the computation of the missing transverse momentum (\vec{p}_T^{miss}) and its magnitude (E_T^{miss}), to resolve ambiguities between closely spaced analysis objects, and to ensure orthogonality to other analyses. The signal objects used in the analysis selection are required to pass more stringent requirements.

Electron candidates are reconstructed using energy clusters in the electromagnetic calorimeter matched to inner-detector tracks. Baseline electrons are required to have $p_T > 4.5$ GeV, satisfy the ‘loose likelihood’ criteria described in Ref. [95], and reside within the region $|\eta| < 2.47$. Additionally, the baseline-electron tracks must pass within $|z_0 \sin \theta| = 0.5$ mm of the primary vertex, defined as the vertex with the largest sum of track p_T^2 , where z_0 is the longitudinal impact parameter with respect to the primary vertex. Signal electrons are required to satisfy the ‘medium likelihood’ criteria of Ref. [95] and to have $p_T > 25$ GeV. The transverse-plane distance of closest approach of the signal electron to the beamline, divided by the corresponding uncertainty, must satisfy $|d_0/\sigma_{d_0}| < 5$. These electrons must also be isolated from other objects in the event according to a p_T -dependent isolation requirement based on calorimeter ($E_T^{\text{cone20}}/p_T < 0.06$) and tracking information ($p_T^{\text{varcone20}}/p_T < 0.06$). In RJR search regions with more than two leptons (only used for validation regions (VRs) and control regions (CRs)), the electron p_T requirement is lowered to 20 GeV for the third and fourth electrons. Measured in $Z \rightarrow ee$ events, the ‘medium’ electron identification efficiency increases from 75% at a p_T of 20 GeV to 91% at 100 GeV. The isolation requirement is approximately 70% efficient for ‘medium likelihood’ electrons at a p_T of 20 GeV, rising to above 98% at 60 GeV and beyond [95].

Baseline muons are reconstructed from either inner-detector tracks matched to muon track segments in the muon spectrometer or combined tracks formed in the inner detector and muon spectrometer. They are required to satisfy the ‘medium’ selection criteria described in Ref. [96], $p_T > 3$ GeV, and $|\eta| < 2.7$. For

consistency with the previous analysis, the RJR search limits the muon acceptance to $|\eta| < 2.4$. Similarly to electrons, the muon must pass within $|z_0 \sin \theta| = 0.5$ mm of the primary vertex. Signal muons are required to be isolated with $E_T^{\text{topocone}20}/p_T < 0.15$ and $p_T^{\text{varcone30}}/p_T < 0.04$, and they must have $|d_0/\sigma_{d_0}| < 3$, $|\eta| < 2.6$, and $p_T > 25$ GeV. In RJR search regions with more than two leptons (only used for VRs and CRs), the muon p_T requirement is lowered to 20 GeV for the third and fourth muon. Measured in $Z \rightarrow \mu\mu$ events, the ‘medium’ muon identification efficiency exceeds 98% in regions with muon spectrometer coverage [96]. The isolation requirement efficiency increases from approximately 85% at a p_T of 20 GeV to more than 99% at 60 GeV and above. Proximity to a jet, which can occur in the Strong search, lowers the muon isolation efficiency by up to 10%.

Jets are reconstructed from topological clusters of energy [97] in the calorimeter using the anti- k_t algorithm [98, 99] with a radius parameter of 0.4 by making use of utilities within the FastJet package [100]. The reconstructed jets are then calibrated to parton level by the application of a jet energy scale (JES) derived from 13 TeV data and simulation [101]. A residual correction applied to jets in data is based on studies of the p_T balance between jets and well-calibrated objects in the MC simulation and data. Baseline jets are defined as jet candidates that have $p_T > 20$ GeV and reside within the region $|\eta| < 2.8$. Additional track-based criteria designed to select jets from the hard scatter and reject those originating from pile-up are applied to jets with $p_T < 120$ GeV and $|\eta| < 2.5$. These are imposed by using the ‘medium’ working point of the jet vertex tagger (JVT) described in Refs. [102, 103]. For jets with $p_T < 50$ GeV in the region $|\eta| > 2.5$, outside of the inner-detector acceptance, the tighter working point of forward JVT, fJVT < 0.4 as defined in Ref. [104], uses shape and topological information to suppress jets originating from pile-up. Signal jets are further required to have $p_T > 30$ GeV. To be consistent with the previous analysis, the RJR search limits the jet acceptance to $|\eta| < 2.4$. Finally, events containing a baseline jet that does not pass jet quality requirements are vetoed in order to remove events impacted by detector noise and non-collision backgrounds [105, 106].

The MV2C10 boosted decision tree algorithm [107] identifies jets containing b -hadrons by using quantities such as the impact parameters of associated tracks and the positions of any good reconstructed secondary vertices. A selection that provides 77% efficiency for tagging jets from b -quarks in simulated $t\bar{t}$ events is used. These tagged jets are called b -jets. The corresponding rejection factors against jets originating from c -quarks and light quarks in the same sample for this selection are 5 and 110 respectively [107, 108].

Photon candidates, used only in the computation of \vec{p}_T^{miss} , are reconstructed using energy clusters in the electromagnetic calorimeter without matching inner-detector tracks, or with tracks consistent with having originated from a photon conversion vertex. Photons are required to satisfy the ‘tight’ selection criteria described in Ref. [95], have $p_T > 25$ GeV, and reside within the region $|\eta| < 2.37$, excluding the transition region ($1.37 < |\eta| < 1.52$) between the barrel and endcaps of the electromagnetic calorimeter.

To avoid the duplication of analysis objects and resolve ambiguities, an overlap removal procedure is applied to baseline jets and signal leptons in the following order. Electron candidates that share an inner-detector track with a baseline muon are rejected to remove electrons originating from photons radiated from muons. Any baseline jet within $\Delta R = 0.2$ of a baseline electron is removed. Any electron that lies within $\Delta R = \min(0.04 + (10 \text{ GeV})/p_T, 0.4)$ of a baseline jet is removed in order to suppress electrons from heavy-flavour decays. If a baseline muon either resides within $\Delta R = 0.2$ of, or has a track associated with, a remaining baseline jet, that jet is removed. Muons are removed in favour of baseline jets with the same p_T -dependent ΔR requirement as electrons. For the purpose of computing \vec{p}_T^{miss} , photon candidates sharing their calorimeter cluster with an electron are removed.

The \vec{p}_T^{miss} is defined as the negative vector sum of the transverse momenta of all baseline electrons, muons, jets, and photons [109]. Low-momentum contributions from particle tracks originating from the primary vertex that are not associated with reconstructed analysis objects are also included in the calculation of \vec{p}_T^{miss} .

All MC samples have corrections applied to take into account small differences between data and MC simulation in the identification, reconstruction and trigger efficiencies. The p_T values of leptons in MC samples are smeared to match the momentum resolution in data.

6 Event selection

The searches are carried out in SRs designed to be sensitive to heavy new particles inspired by SUSY. Auxiliary measurements are performed in CRs, which are orthogonal to their associated SRs, designed to be enriched in a particular background process and have low contamination from signal processes. To validate the background estimation in the SRs, VRs are defined to be similar, but orthogonal, to the SRs and CRs. The VRs typically have signal contaminations of less than 10% near the exclusion limits, but in a few regions can be larger, close to 20%.

All three searches share some common event requirements. Events entering the SRs must have exactly two OS SF signal leptons (electrons or muons) with $p_T > 25$ GeV, without any additional baseline leptons. This requirement rejects events with a third, low-momentum lepton, such as from WZ production. This also means that for signal models which may result in more than two leptons, those decay modes are suppressed in favour of hadronic decays of bosons or additional neutrinos in the final state. The majority of the search regions require events to have at least two jets with $p_T > 30$ GeV. Analysis objects are ordered by decreasing p_T for further selections. Sections 6.1 and 6.2 describe variables used to construct the regions in the searches. The RJR, EWK, and Strong search-specific selections are described in Sections 6.3, 6.4, and 6.5 respectively. The regions defined in the searches, in the same order, have a suffix -RJR, -EWK, or -STR. Except in the case of the RJR search, which replicates the selection of the previous search, the event selections are optimized for the different final states depending on the type of sparticles and sparticle masses in the targeted models.

6.1 Additional event selection variables

Signal models with large hadronic activity are targeted by placing additional requirements on the quantity H_T , defined as the scalar sum of the p_T values of all signal jets. For the purpose of rejecting $t\bar{t}$ background events, the m_{T2} [110, 111] variable is used, defined as an extension of the transverse mass m_T for the case of two missing particles:

$$m_T^2(\vec{p}_{T,a}, \vec{p}_T^{\text{miss}}) = 2 \times (p_{T,a} \times E_T^{\text{miss}} - \vec{p}_{T,a} \cdot \vec{p}_T^{\text{miss}}), \quad (1)$$

$$m_{T2}^2 = \min_{\vec{x}_{T,1} + \vec{x}_{T,2} = \vec{p}_T^{\text{miss}}} [\max\{m_T^2(\vec{p}_{T,1}, \vec{x}_{T,1}), m_T^2(\vec{p}_{T,2}, \vec{x}_{T,2})\}], \quad (2)$$

where $\vec{p}_{T,a}$ is the transverse-momentum vector of the highest- p_T ($a = 1$) or second-highest- p_T ($a = 2$) lepton, and $\vec{x}_{T,b}$ ($b = 1, 2$) are two vectors representing the possible momenta of the invisible particles that minimize the m_{T2} in the event. The masses of the invisible particles are set to zero in the calculation. The

m_{T2} variable tends to have an endpoint near the mass of the parent particle, e.g. the W boson mass for $t\bar{t}$ events when considering the leptons and E_T^{miss} . Thus it can be used to separate signal models with larger mass-splittings from typical $t\bar{t}$ events.

The E_T^{miss} significance $\mathcal{S}(E_T^{\text{miss}})$ quantifies how consistent the E_T^{miss} is with mismeasurements of objects in events without any genuine source of E_T^{miss} . It is used to select events where it is more likely that invisible particles are contributing to the E_T^{miss} . The E_T^{miss} significance is defined [112] as

$$\mathcal{S}^2 = \frac{|E_T^{\text{miss}}|^2}{\sigma_L^2(1 - \rho_{LT}^2)},$$

where σ_L^2 is the total variance in the longitudinal direction along \vec{p}_T^{miss} , with the resolutions of all of the objects taken into account, and ρ_{LT} is the correlation between the longitudinal and transverse resolutions of the objects.

6.2 Recursive-jigsaw reconstruction

The RJR technique [16] is a method for decomposing measured properties event by event to provide a basis of kinematic variables. This is achieved by approximating the rest frames of intermediate particle states in each event. This reconstructed view of the event gives rise to a natural basis of kinematic observables, calculated by evaluating the momentum and energy of different objects in these rest frames. Backgrounds are reduced by testing whether each event exhibits the anticipated properties of the imposed decay tree under investigation while only applying minimal selection criteria to visible-object momenta and missing momenta. The RJR technique is described in detail in Refs. [16, 113, 114], and has been used in previous ATLAS searches [115–117].

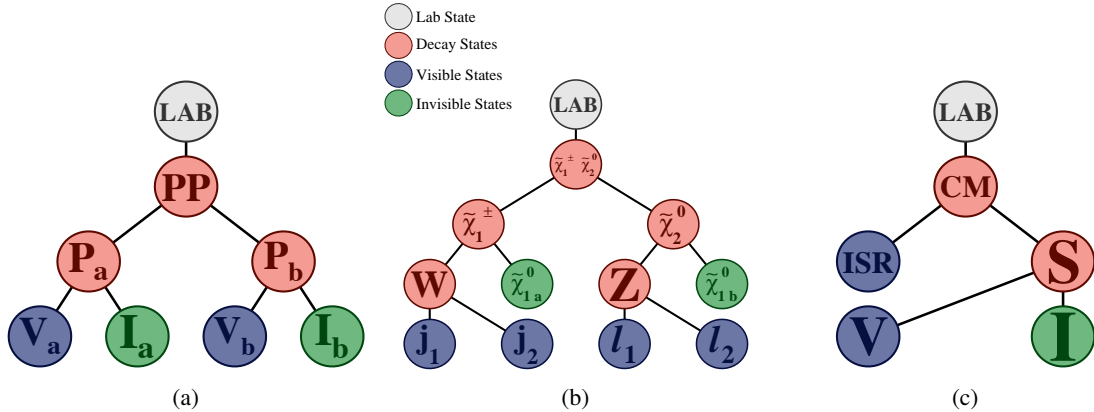


Figure 2: (a) The standard decay tree applied to pair-produced (PP) sparticles (parent objects), $P_{a,b}$, decaying to visible states $V_{a,b}$ and invisible states $I_{a,b}$. (b) Decay tree for the C1N2 model with decays to the $2\ell + 2j$ final state. (c) The decay tree for compressed scenarios with an initial-state radiation jet (ISR). The signal sparticle system S recoils against the jet-radiation system ISR. CM denotes the centre-of-mass frame.

Electrons, muons, jets, and \vec{p}_T^{miss} are used as input to the RJR algorithm. A decay tree for the $2\ell + 2j$ final state in this search, shown in Figure 2(b), is constructed following the canonical process shown in Figure 2(a).

These decay trees are motivated by the pair production of sparticles in R -parity-conserving models. Each event is evaluated as if two sparticles (labelled PP) were produced, assigned to two hemispheres (P_a and P_b), and subsequently decay into the particles observed in the detector, with V denoting the visible objects and I the invisible objects. The benchmark signal models probed in this search give rise to signal events with at least two weakly interacting particles associated with two systems of invisible particles (shown in green). Both of the leptons must be assigned to either V_a or V_b , not split across both. The jets must also be assigned to either of the two visible frames.

After partitioning the visible objects, the remaining unmeasured quantities related to the invisible particles (masses, longitudinal momenta, and contribution to \vec{p}_T^{miss}) are associated with the two collections of invisible particles $I_{a/b}$. The RJR algorithm determines values for the unmeasured particles' four-momenta, while requiring the masses of the invisible particles to be positive. In cases with multiple solutions, the solution with the smallest invariant mass of the visible system is chosen [16]. Once all measured and unmeasured momenta are defined, a set of variables can be constructed, such as multi-object invariant masses and angles between objects. The primary energy-scale-sensitive observables used in the search presented here are a suite of variables denoted by H . As shown in Eq. (3), the H variables are constructed using different combinations of object momenta, including contributions from the invisible particles' four-momenta, and are not necessarily evaluated in the lab frame, nor only in the transverse plane. The H variables are labelled with a superscript F and two subscripts n and m :

$$H_{n,m}^F = \sum_{i=1}^n |\vec{p}_{\text{vis}, i}^F| + \sum_{j=1}^m |\vec{p}_{\text{inv}, j}^F|. \quad (3)$$

The F represents the rest frame in which the momenta are evaluated. In this analysis, this may be the lab frame, the proxy for the sparticle–sparticle frame PP, or the proxy for the rest frame of an individual sparticle, P. The subscripts n and m represent the number of visible and invisible momentum vectors considered, respectively. For events with fewer than n visible objects, the sum only runs over the available momenta. Only the leading $n - n_\ell$ jets are considered, where n_ℓ is the number of reconstructed leptons in the event. An additional subscript 'T' denotes a transverse version of the variable, where the transverse plane is defined in a frame F as follows: the Lorentz transformation relating F to the lab frame is decomposed into a boost along the beam axis, followed by a subsequent transverse boost. The transverse plane is defined to be perpendicular to the longitudinal boost. In this analysis, it is the plane transverse to the beamline.

The following variables are used in the definition of the SRs. The value of n depends on the number of visible objects; for the $2\ell + 2$ -jets final state, $n = 4$.

- $H_{4,1}^{\text{PP}}$ is a scale variable as described above that behaves similarly to the effective mass, m_{eff} (defined as the scalar sum of the transverse momenta of the visible objects and E_T^{miss}), used in previous ATLAS SUSY searches.
- $H_{1,1}^{\text{PP}}/H_{4,1}^{\text{PP}}$ provides additional information when testing the balance between the two scale variables. This provides excellent discrimination against unbalanced events where the large scale is dominated by a particular object's p_T or by large E_T^{miss} . It behaves similarly to $E_T^{\text{miss}}/m_{\text{eff}}$ and is used to reduce the $Z/\gamma^* + \text{jets}$ background in cases where one high- p_T jet dominates.
- $p_{\text{TPP}}^{\text{lab}}/(p_{\text{TPP}}^{\text{lab}} + H_{4,1}^{\text{PP}})$ compares the magnitude of the vector sum of the transverse momenta of all objects assigned to the PP system in the lab frame ($p_{\text{TPP}}^{\text{lab}}$) with the overall transverse scale variable considered. This quantity tests for a significant boost in the transverse direction. For signal events

this quantity peaks sharply towards zero while for background processes the distribution is broader. It is a test of how much a given process resembles the imposed PP system in the decay tree.

- $\min(H_{1,1}^{P_a}, H_{1,1}^{P_b})/\min(H_{2,1}^{P_a}, H_{2,1}^{P_b})$ compares the scale due to one visible object and E_T^{miss} ($H_{1,1}^{P_a}$ and $H_{1,1}^{P_b}$ in their respective production frames) with the scale due to two visible objects ($H_{2,1}^{P_a}$ and $H_{2,1}^{P_b}$). The numerator and denominator are each defined by finding the smaller of the values of these quantities. This variable tests against a single object taking a large portion of the hemisphere momentum. It is particularly useful in discriminating against $Z/\gamma^* + \text{jets}$ events.
- $\Delta\phi_V^P$ is the azimuthal opening angle between the visible system V in frame P and the direction of the boost from the PP frame to the P frame. Standard Model backgrounds from diboson, top and $Z/\gamma^* + \text{jets}$ processes peak towards zero and π due to their topologies not obeying the imposed decay tree while signal events tend to have a flat distribution in this variable.

For selections involving three charged leptons, the W boson transverse mass, m_T^W , is used. It is derived as in Eq. (1) from \vec{p}_T^{miss} and the transverse momentum of the charged lepton not associated with the Z boson. The three-lepton regions are only used for CRs and VRs.

For sparticle spectra with smaller mass-splittings and lower intrinsic E_T^{miss} , it can be useful to define a decay tree with a partially resolved sparticle system recoiling against a high- p_T initial-state radiation (ISR) jet, instead of the fully resolved decay tree described above. This is shown Figure 2(c). This tree is simpler and attempts to identify visible (V) and invisible (I) systems that are the result of an intermediate state corresponding to the system of sparticles and their decay products (S). Since the E_T^{miss} is used to identify which jets come from ISR, a transverse view of the reconstructed event is used which ignores the longitudinal momentum of the jets and leptons, as described in Ref. [113]. The reference frames appearing in the decay tree shown in Figure 2(c), such as the centre-of-mass (CM) frame of the whole interaction, are approximations in this transverse projection. The variables which are derived from this process leverage the relationship between the ISR and the total S system:

- $p_{T \text{ ISR}}^{\text{CM}}$ is the magnitude of the vector-summed transverse momenta of all jets assigned to the ISR system.
- $p_{T \text{ I}}^{\text{CM}}$ is the magnitude of the vector-summed transverse momenta of the invisible system, which behaves similarly to E_T^{miss} .
- p_T^{CM} is the magnitude of the vector-summed transverse momenta of the CM system.
- $R_{\text{ISR}} \equiv \vec{p}_I^{\text{CM}} \cdot \hat{p}_{T \text{ S}}^{\text{CM}}/p_{T \text{ S}}^{\text{CM}}$ serves as an estimate of $m_{\tilde{\chi}_1^0}/m_{\tilde{\chi}_2^0/\tilde{\chi}_1^\pm}$. This corresponds to the fraction of the momentum of the S system that is carried by its invisible system I, with momentum \vec{p}_I^{CM} in the CM frame. As $p_{T \text{ S}}^{\text{CM}}$ grows it becomes increasingly hard for backgrounds to possess a large value in this ratio – a feature exhibited by compressed signals [113].
- $N_{\text{jet}}^{\text{S}}$ is the number of jets assigned to the signal system S.
- $N_{\text{jet}}^{\text{ISR}}$ is the number of jets assigned to the ISR system.
- $\Delta\phi_{\text{ISR,I}}^{\text{CM}}$ is the azimuthal opening angle between the ISR system and the invisible system in the CM frame.
- m_T^Z is the transverse mass of the dilepton pair assigned to the signal system.
- m_T^J is the transverse mass of the jet system assigned to the signal system.

6.3 Recursive-jigsaw reconstruction search selections

The RJR search is a follow-up to the 36.1 fb^{-1} search [17] which observed 1.4σ and 2.0σ excesses in regions named SR2 ℓ -Low-RJR and SR2 ℓ -ISR-RJR respectively. Thus the selection is kept the same and not optimized for the full Run 2 dataset. These SRs were designed to target C1N2 models with $\tilde{\chi}_1^\pm - \tilde{\chi}_1^0$ mass-splittings of approximately 100 GeV. The selections begin with the common selections defined in Section 6, and include requirements on the lepton multiplicity (n_{leptons}), the jet multiplicity (n_{jets}), the b -tagged jet multiplicity ($n_{b\text{-tag}}$), the transverse momenta of the leading ($p_{\text{T}}^{\ell_1}, p_{\text{T}}^{j_1}$) and subleading ($p_{\text{T}}^{\ell_2}, p_{\text{T}}^{j_2}$) leptons and jets, as well as the invariant masses of the dilepton $m_{\ell\ell}$ and dijet m_{jj} systems. The selections used to define SR2 ℓ -Low-RJR, and the CRs and VRs associated with it, are summarized in Tables 3 and 4. Selections which enforce orthogonality between the CRs and VRs are in boldface. CRs are defined to extract data-driven normalization factors for the main background processes: diboson and $t\bar{t} + Wt$. Details of the background estimation are described in Section 7.1.

Most of the regions are defined to have exactly two OS SF leptons with transverse momentum greater than 25 GeV, and a dilepton invariant mass consistent with originating from a Z boson. The diboson CR (CR2 ℓ -VV-RJR) is an exception and requires three or four leptons, which ensures orthogonality to the SRs while also enriching the sample with diboson events. The OS SF dilepton pair with an invariant mass closest to the Z boson mass is chosen as the Z boson candidate. For the purpose of RJR calculations, the third and fourth leptons are treated as invisible objects contributing to $\vec{p}_{\text{T}}^{\text{miss}}$. An additional requirement on m_{T}^W is applied, which ensures orthogonality to the 3ℓ searches using the 36.1 fb^{-1} dataset. Both the top CR (CR2 ℓ -Top-RJR) and VR (VR2 ℓ -Top-RJR) require a b -tagged jet. Inverting the $m_{\ell\ell}$ requirement makes the VR orthogonal to the CR. The SRs require m_{jj} to be consistent with a W boson, whereas VR2 ℓ -VV-RJR selects events outside the W boson mass window. The $\min \Delta\phi(j_{1,2}, \vec{p}_{\text{T}}^{\text{miss}})$ variable corresponds to the azimuthal angle between the jets and $\vec{p}_{\text{T}}^{\text{miss}}$ and is applied to suppress $Z/\gamma^* + \text{jets}$ contributions to SR2 ℓ -Low-RJR. VR2 ℓ -VV is the only region with an $H_{1,1}^{\text{PP}}$ requirement, and it suppresses the $Z/\gamma^* + \text{jets}$ contribution.

SR2 ℓ -ISR-RJR requires three or four jets, which makes it orthogonal to SR2 ℓ -Low-RJR. All CRs and VRs for SR2 ℓ -ISR-RJR require at least one jet to be assigned to the ISR system (N_J^{ISR}), and at least two to the signal system (N_J^{S}). The assignment of the jets is determined by the configuration that minimizes the mass of both S and ISR systems. Both CR2 ℓ -ISR-VV-RJR and VR2 ℓ -ISR-VV-RJR require three or four leptons. To increase the number of events in VR2 ℓ -ISR-VV-RJR, the transverse momentum requirement for jets is relaxed to 20 GeV, compared to 30 GeV in other regions. The ISR regions are further defined by a series of requirements based on the variables from the ISR decay tree, described in Section 6.2. These requirements are listed in Tables 5 and 6. Selections that enforce orthogonality to the SR are in boldface. SR2 ℓ -ISR-RJR requires a highly energetic ISR jet system which recoils against the signal system in the CM frame. In VR2 ℓ -ISR-VV-RJR the m_{T}^Z requirement is inverted in order to be orthogonal to CR2 ℓ -ISR-VV-RJR. The top CR (CR2 ℓ -ISR-Top-RJR) and VR (VR2 ℓ -ISR-Top-RJR) both require a b -tagged jet and have broader m_{T}^Z and m_{T}^J requirements. These regions are orthogonal due to the inversion of the p_{T}^{CM} requirement.

Table 3: Preselection criteria for the standard-decay-tree 2ℓ SR (SR 2ℓ -Low-RJR) and the associated CRs and VRs. Selections which enforce orthogonality between the CRs and VRs are in boldface.

Region	n_{leptons}	n_{jets}	$n_{b\text{-tag}}$	$p_{\text{T}}^{\ell_1, \ell_2}$ [GeV]	$p_{\text{T}}^{j_1, j_2}$ [GeV]	$m_{\ell\ell}$ [GeV]	m_{jj} [GeV]	m_{T}^W [GeV]
CR 2ℓ -VV-RJR	$\in [3, 4]$	≥ 2	$= 0$	> 25	> 30	$\in (80, 100)$	> 20	$\in (70, 100)$
CR 2ℓ -Top-RJR	$= 2$	≥ 2	$= 1$	> 25	> 30	$\in (20, 80)$ or > 100	$\in (40, 250)$	if $n_{\text{leptons}} = 3$ – –
VR 2ℓ -VV-RJR	$= 2$	≥ 2	$= 0$	> 25	> 30	$\in (80, 100)$	$\in (40, 70)$ or $\in (90, 500)$	– –
VR 2ℓ -Top-RJR	$= 2$	≥ 2	$= 1$	> 25	> 30	$\in (80, 100)$	$\in (40, 250)$	–
SR 2ℓ -Low-RJR	$= 2$	$= 2$	$= 0$	> 25	> 30	$\in (80, 100)$	$\in (70, 90)$	–

Table 4: Selection criteria for the standard-decay-tree 2ℓ SR (SR 2ℓ -Low-RJR) and the associated CRs and VRs.

Region	$H_{4,1}^{\text{PP}}$ [GeV]	$H_{1,1}^{\text{PP}}$ [GeV]	$\frac{p_{\text{T}}^{\text{lab}}}{p_{\text{T}}^{\text{lab}} + H_{4,1}^{\text{PP}}}$	$\frac{\min(H_{1,1}^{\text{Pa}}, H_{1,1}^{\text{Pb}})}{\min(H_{2,1}^{\text{Pa}}, H_{2,1}^{\text{Pb}})}$	$\frac{H_{1,1}^{\text{PP}}}{H_{4,1}^{\text{PP}}}$	$\Delta\phi_{\text{V}}^{\text{P}}$	$\min \Delta\phi (J_{1,2}, \vec{p}_{\text{T}}^{\text{miss}})$
CR 2ℓ -VV-RJR	> 200	–	< 0.05	> 0.2	–	$\in (0.3, 2.8)$	–
CR 2ℓ -Top-RJR	> 400	–	< 0.05	> 0.5	–	$\in (0.3, 2.8)$	–
VR 2ℓ -VV-RJR	> 400	> 250	< 0.05	$\in (0.4, 0.8)$	–	$\in (0.3, 2.8)$	–
VR 2ℓ -Top-RJR	> 400	–	< 0.05	> 0.5	–	$\in (0.3, 2.8)$	–
SR 2ℓ -Low-RJR	> 400	–	< 0.05	–	$\in (0.35, 0.60)$	–	> 2.4

Table 5: Preselection criteria for the ISR-decay-tree 2ℓ SR (SR 2ℓ -ISR-RJR) and the associated CRs and VRs. Selections which enforce orthogonality between the CRs and VRs are in boldface.

Region	n_{leptons}	$N_{\text{jet}}^{\text{ISR}}$	$N_{\text{jet}}^{\text{S}}$	n_{jets}	$n_{b\text{-tag}}$	$p_{\text{T}}^{\ell_1, \ell_2}$ [GeV]	$p_{\text{T}}^{j_1, j_2}$ [GeV]
CR 2ℓ -ISR-VV-RJR	$\in [3, 4]$	≥ 1	≥ 2	> 2	$= 0$	> 25	> 30
CR 2ℓ -ISR-Top-RJR	$= 2$	≥ 1	$= 2$	$\in [3, 4]$	$= 1$	> 25	> 30
VR 2ℓ -ISR-VV-RJR	$\in [3, 4]$	≥ 1	≥ 2	≥ 3	$= 0$	> 25	> 20
VR 2ℓ -ISR-Top-RJR	$= 2$	≥ 1	$= 2$	$\in [3, 4]$	$= 1$	> 25	> 30
SR 2ℓ -ISR-RJR	$= 2$	≥ 1	$= 2$	$\in [3, 4]$	$= 0$	> 25	> 30

Table 6: Selection criteria for the ISR-decay-tree 2ℓ SR (SR 2ℓ -ISR-RJR) and the associated CRs and VRs. Selections which enforce orthogonality between the CRs and VRs are in boldface.

Region	m_{T}^Z [GeV]	m_{T}^J [GeV]	$\Delta\phi_{\text{ISR},1}^{\text{CM}}$	R_{ISR}	$p_{\text{T}}^{\text{CM}}_{\text{ISR}}$ [GeV]	$p_{\text{T}}^{\text{CM}}_{\text{T1}}$ [GeV]	p_{T}^{CM} [GeV]
CR 2ℓ -ISR-VV-RJR	$\in (80, 100)$	> 20	> 2.0	$\in (0.0, 0.5)$	> 50	> 50	< 30
CR 2ℓ -ISR-Top-RJR	$\in (50, 200)$	$\in (50, 200)$	> 2.8	$\in (0.4, 0.75)$	> 180	> 100	< 20
VR 2ℓ -ISR-VV-RJR	$\in (20, 80)$ or > 100	> 20	> 2.0	$\in (0.0, 1.0)$	> 70	> 70	< 30
VR 2ℓ -ISR-Top-RJR	$\in (50, 200)$	$\in (50, 200)$	> 2.8	$\in (0.4, 0.75)$	> 180	> 100	> 20
SR 2ℓ -ISR-RJR	$\in (80, 100)$	$\in (50, 110)$	> 2.8	$\in (0.4, 0.75)$	> 180	> 100	< 20

6.4 Electroweak search selections

The EWK search uses 13 orthogonal SRs designed to cover different regions of the C1N2 and GMSB models' parameter spaces. In addition to the use of new kinematic variables, the strategy from the 36 fb^{-1} search [22] is extended by optimizing binned SRs to maximize the model-dependent search sensitivity. The SRs labelled -OffShell, -Low, -Int, and -High target increasing NLSP–LSP mass-splittings. The SR labelled $-\ell\ell b\bar{b}$ targets the GMSB model with either a Higgs or Z boson decaying into two b -quarks. The selections defining each region in the search are summarized in Tables 7–9, along with the control and validation regions used for the estimation and validation of the SM backgrounds. The acceptance times efficiency for several example signal models are listed in Table 10.

Lepton pair and jet pair mass windows are used to select events with a ZW , Zh , or ZZ topology. In all regions, except for the OffShell regions, the dilepton invariant mass is required to be on the Z boson mass peak, and the mass of the jet system is required to be consistent with a hadronically decaying boson. Most regions require the jet system mass to be around the W or Z boson mass, $60 < m_X < 110 \text{ GeV}$, where m_X refers to the dijet system for all regions except for SR-1J-High-EWK, where it is the single-jet mass. The $\ell\ell b\bar{b}$ region expands this window to $60 < m_{b\bar{b}} < 150 \text{ GeV}$ in order to additionally account for Higgs boson decays in the GMSB model.

When performing model-dependent fits, SR-High-EWK uses a two-dimensional binning in $\mathcal{S}(E_T^{\text{miss}})$ with boundaries $(18, 21, \infty)$ and ΔR_{jj} with boundaries $[0, 0.8, 1.6)$, labelled as ΔR_X in Tables 7 and 8. The variable ΔR_X is sensitive to signal events where the leptons or jets are expected to be closer together due to the boost of the decay system, which is increased by the large mass splittings targeted by these regions. SR-Int-EWK and SR-Low-EWK are binned only in $\mathcal{S}(E_T^{\text{miss}})$, with boundaries $(12, 15, 18)$ and $(6, 9, 12)$ respectively. SR-OffShell-EWK is split into ranges of 12–40 and 40–71 GeV in $m_{\ell\ell}$. The SR binning was optimized by checking the performance of a few variables, e.g. binning in jet p_T did not perform as well as ΔR_{jj} , and binning the main discriminant, $\mathcal{S}(E_T^{\text{miss}})$, so that at least one background event is expected in each bin. All remaining SRs are treated as single bins. For all of the SRs, VRs are defined using the jet system mass sidebands or by inverting criteria for kinematic variables defining the SRs. The criteria ensuring orthogonality to the corresponding SRs are highlighted in boldface in Tables 7–9. CRs are defined in order to extract data-driven normalization factors for the main background processes: diboson, $t\bar{t}$, $Z/\gamma^* + \text{jets}$, and low-mass off-shell $Z/\gamma^* + \text{jets}$. These are discussed further in Section 7.2.

Table 7: Overview of the High and Intermediate signal, control, and validations regions of the electroweak search. The main requirements that distinguish the control and validation regions from the signal regions are highlighted in boldface. The bracketed requirements denote the binning used in model-dependent fits, as described in the text.

Region	n_{jets}	$n_{\text{jets}}^{b\text{-tag}}$	$\mathcal{S}(E_T^{\text{miss}})$	$m_{\ell\ell}$ [GeV]	m_X [GeV]	m_{T2} [GeV]	ΔR_X	$p_T^{j_1}$ [GeV]
SR-High-EWK	≥ 2	≤ 1	$(18, 21, \infty)$	71–111	$60 < m_{jj} < 110$	> 80	$\Delta R_{jj} \in (0, 0.8, 1.6)$	–
VR-High-Sideband-EWK	≥ 2	≤ 1	> 18	71–111	$20 < m_{jj} < 60 \cup m_{jj} > 110$	> 80	$\Delta R_{jj} < 1.6$	–
VR-High-R-EWK	≥ 2	≤ 1	> 18	71–111	$m_{jj} > 20$	> 80	$\Delta R_{jj} > 1.6$	–
SR-1J-High-EWK	1	≤ 1	> 12	71–111	$60 < m_{j_1} < 110$	> 80	–	–
VR-1J-High-Sideband-EWK	1	≤ 1	> 12	71–111	$20 < m_{j_1} < 60 \cup m_{j_1} > 110$	> 80	–	–
SR- $\ell\ell b\bar{b}$ -EWK	≥ 2	≥ 2	> 18	71–111	$60 < m_{b\bar{b}} < 150$	> 80	–	–
VR- $\ell\ell b\bar{b}$ -EWK	≥ 2	≥ 2	12–18	71–111	$60 < m_{b\bar{b}} < 150$	> 80	–	–
SR-Int-EWK	≥ 2	0	$(12, 15, 18)$	81–101	$60 < m_{jj} < 110$	> 80	–	> 60
VR-Int-EWK	≥ 2	0	12–18	81–101	$60 < m_{jj} < 110$	> 80	–	< 60
CR-VZ-EWK	≥ 2	0	12–18	81–101	$20 < m_{jj} < 60 \cup m_{jj} > 110$	> 80	–	–
CR- $t\bar{t}$ -EWK	≥ 2	≥ 1	9–12	81–101	$m_{jj} > 20$	> 80	–	> 60

Table 8: Overview of the Low signal, control, and validations regions of the electroweak search. The main requirements that distinguish the control and validation regions from the signal regions are highlighted in boldface. The bracketed requirements denote the binning used in model-dependent fits, as described in the text.

Region	n_{jets}	$n_{\text{jets}}^{b\text{-tag}}$	$\mathcal{S}(E_{\text{T}}^{\text{miss}})$	$m_{\ell\ell}$ [GeV]	m_X [GeV]	$m_{\text{T}2}$ [GeV]	ΔR_X	$\Delta\phi(p_{\text{T}}^{\ell\ell}, \vec{p}_{\text{T}}^{\text{miss}})$
SR-Low-EWK	2	0	(6, 9, 12)	81–101	$60 < m_{jj} < 110$	> 80	$\Delta R_{\ell\ell} < 1$	–
VR-Low-EWK	2	0	6–12	81–101	$60 < m_{jj} < 110$	> 80	$1 < \Delta R_{\ell\ell} < 1.4$	–
SR-Low-2-EWK	2	0	6–9	81–101	$60 < m_{jj} < 110$	< 80	$\Delta R_{\ell\ell} < 1.6$	< 0.6
VR-Low-2-EWK	2	0	6–9	81–101	$20 < m_{jj} < 60 \cup m_{jj} > 110$	< 80	$\Delta R_{\ell\ell} < 1.6$	< 0.6
CR-Z-EWK	2	0	6–9	81–101	$20 < m_{jj} < 60 \cup m_{jj} > 110$	> 80	–	–

Table 9: Overview of the OffShell signal, control, and validations regions of the electroweak search. The main requirements that distinguish the control and validation regions from the signal regions are highlighted in boldface. The bracketed requirements denote the binning used in model-dependent fits, as described in the text.

Region	n_{jets}	$n_{\text{jets}}^{b\text{-tag}}$	$\mathcal{S}(E_{\text{T}}^{\text{miss}})$	$m_{\ell\ell}$ [GeV]	$m_{\text{T}2}$ [GeV]	$p_{\text{T}}^{j_1}$ [GeV]	$\Delta\phi(p_{\text{T}}^{j_1}, \vec{p}_{\text{T}}^{\text{miss}})$
SR-OffShell-EWK	≥ 2	0	> 9	(12, 40, 71)	> 100	> 100	> 2
VR-OffShell-EWK	≥ 2	0	> 9	12–71	80–100	> 100	> 2
CR-DY-EWK	≥ 2	0	6–9	12–71	> 100	–	–

Table 10: Acceptance times efficiency in the summed EWK signal regions for example C1N2 and GMSB signal models.

C1N2			GMSB		
$m_{\tilde{\chi}_1^\pm/\tilde{\chi}_2^0}$ [GeV]	$m_{\tilde{\chi}_1^0}$ [GeV]	$A \times \epsilon$ [%]	$m_{\tilde{\chi}_1^0}$ [GeV]	$B(\tilde{\chi}_1^0 \rightarrow h\tilde{G})$ [%]	$A \times \epsilon$ [%]
100	60	0.0003	200	50	0.02
150	70	0.0007	500	80	0.21
250	100	0.042	700	0	1.6
400	200	0.21			
650	250	0.64			

6.5 Strong search selections

The SRs targeting production of gluinos and squarks start with the common selection described at the beginning of Section 6. The four overlapping SRs designed for a kinematic endpoint, or ‘edge’ feature, are binned in the dilepton invariant mass, $m_{\ell\ell}$. They are named SRC-STR, SRLow-STR, SRMed-STR, and SRHigh-STR in order of sensitivity to gluino– $\tilde{\chi}_1^0$ mass splittings from those that are compressed, or small, to those that are large. SRs designed for an excess of events near the Z boson mass, ‘on- Z ’, are a single bin in the window $81 < m_{\ell\ell} < 101$ GeV. They share the same naming as the edge SRs, with the addition of a ‘ Z ’ in the name. The selection used for each region in the analysis is summarized in Table 11. The bin boundaries in $m_{\ell\ell}$ used for interpretations were chosen such that there is a finer division in the mass region targeted by each SR, while keeping enough events per bin for the background estimates and a bin around the Z mass where possible. The boundaries in units of GeV are as follows:

- SRC-STR: 12, 31, 46, 61, 71, 81, 101, 201;
- SRLow-STR: 12, 41, 61, 81, 101, 141, 201, 301, 501;
- SRMed-STR: 12, 81, 101, 201, 301, 601;
- SRHigh-STR: 12, 101, 301, 1001.

The acceptance times efficiency for the simulated simplified models in the various regions depends on the model and region. SRHigh-STR has an acceptance times efficiency of 10% for the gluino-slepton model with $m_{\tilde{g}} = 2000$ GeV and $m_{\tilde{\chi}_1^0} = 300$ GeV. SRC-STR has an acceptance times efficiency of 0.02% for the gluino- $Z^{(*)}$ model with $m_{\tilde{g}} = 800$ GeV and $m_{\tilde{\chi}_1^0} = 700$ GeV. This is very small due to the compressed mass-splittings between sparticles, resulting in low-momentum decay products, and the Z boson branching fraction to leptons. SRZMed-STR has an acceptance times efficiency of 1% for the squark- $Z^{(*)}$ model with $m_{\tilde{q}} = 1200$ GeV and $m_{\tilde{\chi}_1^0} = 700$ GeV.

As described before, all of the SRs require exactly two OS SF signal leptons with $p_T > 25$ GeV, without any additional baseline leptons. This also applies to the Strong search CRs and VRs, except for VR3L-STR, which requires exactly three signal leptons. All signal models studied are expected to have several quarks in the final state, so events are further required to have at least two jets with $p_T > 30$ GeV. Since the SR selection requires exactly two leptons, it is likely that events passing the selection from models with Z bosons contain both a leptonically and hadronically decaying Z boson. Thus the on- Z SRs require at least four jets with $p_T > 30$ GeV to take this into account. All regions require $m_{\ell\ell} > 12$ GeV in order to reduce contributions from low-mass resonances. Several variables, such as E_T^{miss} and H_T , are used to isolate SUSY-like events from the background. Most regions require the angular separation in ϕ between the \vec{p}_T^{miss} and the two leading jets, $\Delta\phi(j_{1,2}, \vec{p}_T^{\text{miss}})$, to be greater than 0.4 to remove events with E_T^{miss} arising from jet mismeasurements. CRs for $Z/\gamma^* + \text{jets}$ are defined, identified with a ‘- Z ’, by inverting this requirement, adding an $m_{\ell\ell}$ window of 81–101 GeV, and otherwise keeping the selections the same. CRs for flavour-symmetric (FS) processes, such as $t\bar{t}$ and WW , are defined (labelled with ‘-FS’) by requiring the leptons to be different-flavour (DF). VRs are defined for each edge SR, below their E_T^{miss} requirement, by $150 < E_T^{\text{miss}} < 250$ GeV. Additional VRs targeting WZ and FNP leptons are defined by requiring three leptons and same-charge (SS) leptons respectively; the E_T^{miss} requirement in these regions is lowered in order to increase the number of events.

The requirements chosen for each SR are based on an optimization performed with a few test points with different mass-splittings between the \tilde{g} or \tilde{q} and the $\tilde{\chi}_1^0$ from each model. One of the main changes with larger mass-splittings is the increase in jet activity. The requirement on H_T varies from > 250 GeV in the

more compressed regions to > 800 GeV in the regions targeting large splittings. The lower bound on the dilepton system's momentum, $p_T^{\ell\ell} > 40$ GeV, was imposed to allow use of the $\gamma + \text{jets}$ process to estimate the $Z/\gamma^* + \text{jets}$ background, but this method was not used due to poor modelling. After all of the other requirements this removes less than one expected event from each SR. The more compressed signal models tend to have small values of $p_T^{\ell\ell}$, so an upper bound is imposed to reduce the $Z/\gamma^* + \text{jets}$ contribution. The requirement is relaxed for SRs targeting larger mass-splittings. The E_T^{miss} requirement removes a large portion of the SM backgrounds and is set to > 250 GeV for the C and Low regions and > 300 GeV for the Med and High regions. Requirements on $\mathcal{S}(E_T^{\text{miss}})$ and m_{T2} are used to reduce the contribution from $t\bar{t}$ in the signal regions.

Table 11: Overview of all of the signal, control, and validation regions of the Strong search. The flavour of the lepton pair is denoted by ‘SF’ for same-flavour and ‘DF’ for different-flavour. All regions require exactly two opposite-charge signal leptons with $p_T > 25$ GeV, with the exception of VR3L which requires exactly three signal leptons (3L). The main requirements that distinguish the control and validation regions from the signal regions are highlighted in boldface. The validation regions have an equivalent set of CRs with the lepton flavour and $\Delta\phi(j_{1,2}, \vec{p}_T^{\text{miss}})$ flipped, but are omitted here for brevity.

Region	n_{jets}	H_T [GeV]	E_T^{miss} [GeV]	m_{T2} [GeV]	$\mathcal{S}(E_T^{\text{miss}})$	$p_T^{\ell\ell}$ [GeV]	$\Delta\phi(j_{1,2}, \vec{p}_T^{\text{miss}})$	SF/DF	$m_{t\bar{t}}$ [GeV]
Signal regions									
SRC-STR	≥ 2	> 250	> 250	> 90	> 10	40–100	> 0.4	SF	> 12
SRLow-STR	≥ 2	> 250	> 250	> 100	–	40–500	> 0.4	SF	> 12
\hookrightarrow SRZLow-STR	≥ 4	> 250	> 250	> 100	–	40–500	> 0.4	SF	81–101
SRMed-STR	≥ 2	> 500	> 300	> 75	–	40–800	> 0.4	SF	> 12
\hookrightarrow SRZMed-STR	≥ 4	> 500	> 300	> 75	–	40–800	> 0.4	SF	81–101
SRHigh-STR	≥ 2	> 800	> 300	> 75	–	> 40	> 0.4	SF	> 12
\hookrightarrow SRZHigh-STR	≥ 4	> 800	> 300	> 75	–	> 40	> 0.4	SF	81–101
Control regions									
CRC-FS-STR	≥ 2	> 250	> 250	> 90	> 10	40–100	> 0.4	DF	> 12
CRLow-FS-STR	≥ 2	> 250	> 250	> 100	–	40–500	> 0.4	DF	> 12
\hookrightarrow CRZLow-FS-STR	≥ 4	> 250	> 250	> 100	–	40–500	> 0.4	DF	61–121
CRMed-FS-STR	≥ 2	> 500	> 300	> 75	–	40–800	> 0.4	DF	> 12
\hookrightarrow CRZMed-FS-STR	≥ 4	> 500	> 300	> 75	–	40–800	> 0.4	DF	61–121
CRHigh-FS-STR	≥ 2	> 800	> 300	> 75	–	> 40	> 0.4	DF	> 12
\hookrightarrow CRZHigh-FS-STR	≥ 4	> 800	> 300	> 75	–	> 40	> 0.4	DF	61–121
CRC-Z-STR	≥ 2	> 250	> 250	> 90	> 10	40–100	< 0.4	SF	81–101
CRLow-Z-STR	≥ 2	> 250	> 250	> 100	–	40–500	< 0.4	SF	81–101
\hookrightarrow CRZLow-Z-STR	≥ 4	> 250	> 250	> 100	–	40–500	< 0.4	SF	81–101
CRMed-Z-STR	≥ 2	> 500	> 300	> 75	–	40–800	< 0.4	SF	81–101
\hookrightarrow CRZMed-Z-STR	≥ 4	> 500	> 300	> 75	–	40–800	< 0.4	SF	81–101
CRHigh-Z-STR	≥ 2	> 800	> 300	> 75	–	> 40	< 0.4	SF	81–101
\hookrightarrow CRZHigh-Z-STR	≥ 4	> 800	> 300	> 75	–	> 40	< 0.4	SF	81–101
Validation regions									
VRC-STR	≥ 2	> 250	150–250	> 90	> 10	40–100	> 0.4	SF	> 12
VRLow-STR	≥ 2	> 250	150–250	> 100	–	40–500	> 0.4	SF	> 12
VRMed-STR	≥ 2	> 500	150–250	> 75	–	40–800	> 0.4	SF	> 12
VRHigh-STR	≥ 2	> 800	150–250	> 75	–	> 40	> 0.4	SF	> 12
VR3L-STR	≥ 2	> 250	> 200	> 100	–	> 40	> 0.4	3L	> 12

7 Background estimation

This section describes the methods used to estimate the contributions from SM processes to each of the search regions. An overview of how the various processes are estimated in each search is shown in Table 12. Several processes are estimated using data-driven methods in order to estimate both the yield and distribution from data. Depending on the search and SR, some processes are estimated using orthogonal CRs to normalize the yield to data while taking the shape from MC simulation. The choice of background estimation method depends on the dominant backgrounds, expected yields, and whether the shape of the background is important. For the RJR search, the background estimation methods are repeated from the 36 fb^{-1} analysis. The use of b -tagging in the EWK search requirements allows for a $t\bar{t}$ CR with inverted b -jet requirements. While the Strong search is inclusive in b -jets and modelling the shape of the $m_{\ell\ell}$ spectrum is important, thus a method that also estimates the shape of the backgrounds from data is used. Finally, processes with smaller expected yields such as triboson production (VVV), Higgs production, and rare top processes (‘Other Top’) such as $t\bar{t} + V$ production are estimated directly from MC simulation. The common estimate of FNP leptons is described, and then methods specific to each search are described in Sections 7.1–7.3.

Table 12: Breakdown of background estimation methods for the three searches. ‘MC’ processes are estimated directly from a Monte Carlo (MC) simulated sample, ‘CR’ processes are MC samples normalized to data in a control region (CR), and ‘DD’ processes are estimated via a data-driven method where both the shape and normalization are obtained from data. Entries with multiple categories depend on the specific region or process, e.g. $t\bar{t}$ and Wt .

Process	$Z/\gamma^* + \text{jets and Drell–Yan}$	Top	Diboson	FNP	VVV	Other Top	Higgs
RJR	DD	CR	CR	DD	MC	MC	MC
EWK	CR	MC/CR	CR	DD	MC	MC	MC
Strong	CR	DD	MC/DD	DD	MC	MC	MC

All three searches estimate events with fake, misidentified and non-prompt leptons using the matrix method [118]. This method inverts a system of equations relating the number of observed baseline and signal leptons to the estimated number of real and FNP leptons via measured real- and FNP-lepton efficiencies. These events come mostly from semileptonic $t\bar{t}$, $W \rightarrow \ell\nu$, and single top (s - and t -channel) decays, which enter the dilepton channel when one hadron, photon, or non-prompt lepton from a heavy-flavour decay is misidentified as a signal lepton. In most SRs, the contribution from this background is less than 5%. However, in a few regions it is up to 20% of the background yield.

A control sample is constructed for each region in the searches with the same selection but removing the requirement of two signal leptons, requiring only two baseline leptons instead. The number of leptons that pass or fail the stricter signal lepton requirements is counted. A system of equations is constructed with the measured efficiencies for real and FNP leptons to pass these requirements and then inverted to solve for the number of FNP leptons passing the signal lepton requirement. In the case of a single-lepton selection, the number of FNP-lepton events in a given region would be estimated according to:

$$N_{\text{pass}}^{\text{FNP}} = \frac{N_{\text{fail}} - (1/\epsilon^{\text{real}} - 1) \times N_{\text{pass}}}{1/\epsilon^{\text{FNP}} - 1/\epsilon^{\text{real}}},$$

where ϵ^{real} is the efficiency for a real, prompt lepton to pass the signal lepton requirements, and ϵ^{FNP} is the same for FNP leptons. The real-lepton efficiency is obtained from MC simulation which has been corrected to match the efficiency found in data and uses the MC simulation particle-level information to select prompt

leptons. The FNP-lepton efficiency is measured using a tag-and-probe method. It is measured separately for misidentified leptons originating from light-flavour jets, heavy-flavour jets, and from the conversion of photons to electrons. The heavy-flavour and photon-conversion efficiencies are measured with data in regions with a b -jet or $\mu\mu e$ events on the Z boson mass peak respectively. The light-flavour efficiency is measured in SS events with MC simulation since it is difficult to construct a region pure in FNP leptons from light-flavour jets. The three sources are combined according to their expected relative contributions to the search regions, measured using MC simulation with selections similar to those for each search.

7.1 Recursive-jigsaw reconstruction search backgrounds

In the RJR search, the diboson and top backgrounds are normalized in CRs, the $Z/\gamma^* + \text{jets}$ background is estimated using the so-called ABCD method, the FNP-lepton background is estimated with the data-driven approach previously described, and the remaining backgrounds are estimated via MC simulation.

The ABCD method requires two SR selections that are uncorrelated with respect to the $Z/\gamma^* + \text{jets}$ background. These selections are used to construct three CRs: A, B, and D (region C is the SR), which are adjacent to the SR. Table 13 lists the requirements on these variables and their adjacency to the SRs for both cases. As the selections are uncorrelated, there is a linear relation between the regions, $N_{\text{SR}} \approx N_{\text{D}} \cdot N_{\text{A}}/N_{\text{B}}$, where N is the fitted $Z/\gamma^* + \text{jets}$ estimate in each region. This provides a background estimate in each of the SRs.

For $\text{SR}2\ell\text{-Low-RJR}$, the CRs are defined with m_{jj} and $H_{1,1}^{\text{PP}}/H_{4,1}^{\text{PP}}$, and for $\text{SR}2\ell\text{-ISR-RJR}$, m_{T}^J and $p_{\text{T}1}^{\text{CM}}$ are used to define the CRs. For A_{Low} , B_{Low} , and D_{Low} , the $Z/\gamma^* + \text{jets}$ purities are 77%, 98%, and 96% respectively. For A_{ISR} , B_{ISR} , D_{ISR} , the $Z/\gamma^* + \text{jets}$ purities are 36%, 85%, and 91% respectively. The ABCD regions are included in the simultaneous fits. A cross-check $Z/\gamma^* + \text{jets}$ estimate obtained by fitting the sidebands in m_{jj} , i.e. outside of the W boson mass window, produces a compatible yield, but the ABCD method results in a lower overall uncertainty.

Table 13: The selection criteria for the regions used in the ABCD $Z/\gamma^* + \text{jets}$ background estimate for the RJR search.

Standard Region	m_{jj} [GeV]	$H_{1,1}^{\text{PP}}/H_{4,1}^{\text{PP}}$	ISR Region	m_{T}^J [GeV]	$p_{\text{T}1}^{\text{CM}}$ [GeV]
$\text{SR}2\ell\text{-Low-RJR}$	$\in (70, 90)$	$\in (0.35, 0.60)$	$\text{SR}2\ell\text{-ISR-RJR}$	$\in (50, 110)$	> 100
A_{Low}	$\in (20, 70)$	$\in (0.35, 0.60)$	A_{ISR}	$\in (0, 50)$ or > 100	> 100
B_{Low}	$\in (20, 70)$	$\in (0.20, 0.35)$	B_{ISR}	$\in (0, 50)$ or > 100	< 100
D_{Low}	$\in (70, 90)$	$\in (0.20, 0.35)$	D_{ISR}	$\in (50, 110)$	< 100

The top and diboson backgrounds are normalized to data in the CRs defined in Section 6.3 with a separate simultaneous fit to each corresponding SR. The $t\bar{t}$ and Wt processes share the same normalization factors of 1.03 ± 0.08 and 0.96 ± 0.19 in $\text{SR}2\ell\text{-Low-RJR}$ and $\text{SR}2\ell\text{-ISR-RJR}$ respectively. The normalization factors derived for the diboson backgrounds are 1.09 ± 0.10 and 0.96 ± 0.13 in the same regions. The yields in these CRs, along with the corresponding VRs, are listed in Tables 14 and 15 for the Low and ISR regions respectively. Distributions in the Low and ISR top and diboson VRs are shown in Figure 3. The yields and distributions for $Z/\gamma^* + \text{jets}$ in the tables and figure are from MC simulation because the ABCD method is only constructed for the SRs. The expected and observed distributions agree well in the VRs.

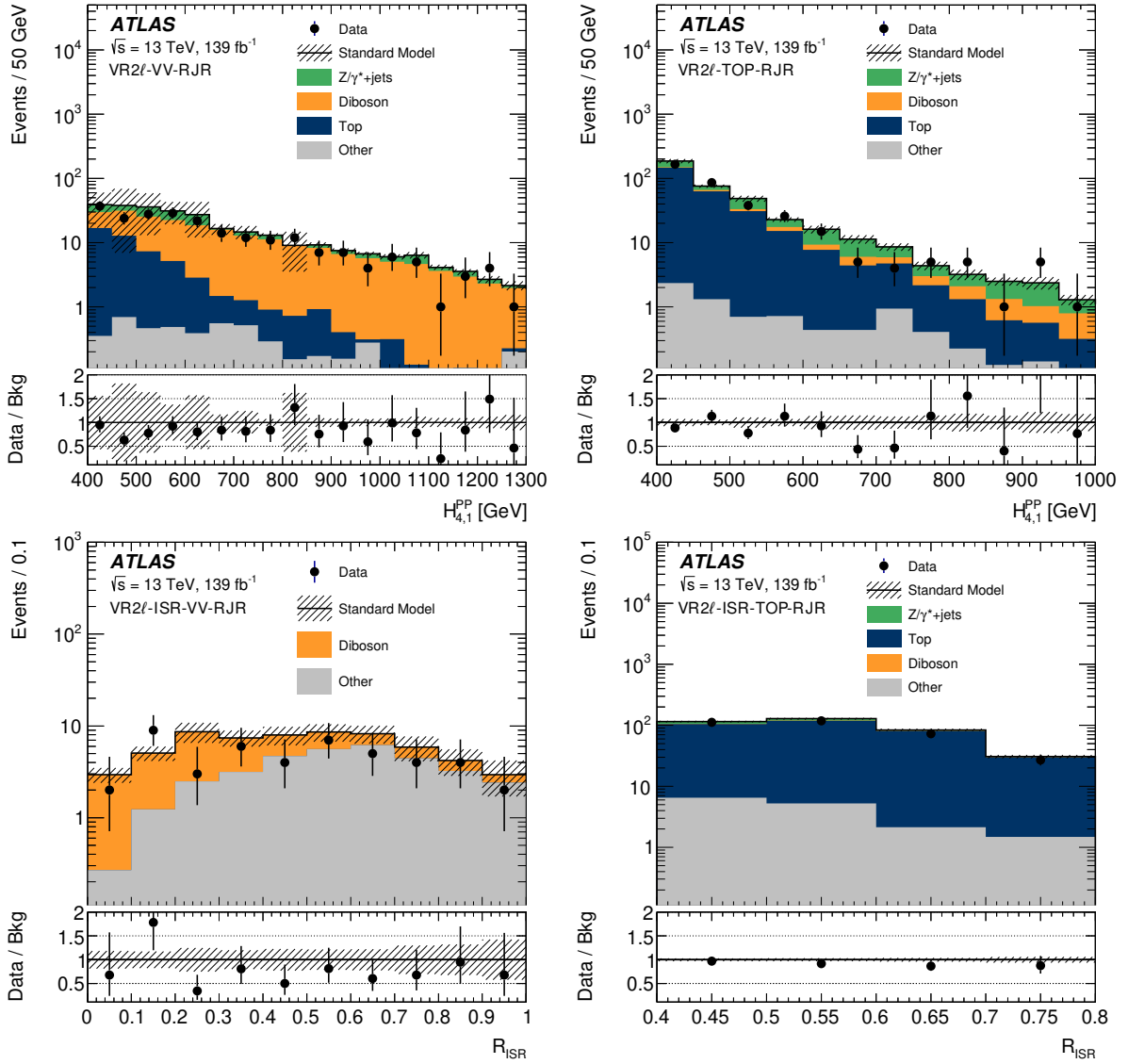


Figure 3: Distributions of RJR variables in VR2 ℓ -VV-RJR (top-left), VR2 ℓ -Top-RJR (top-right), VR2 ℓ -ISR-VV-RJR (bottom-left), and VR2 ℓ -ISR-Top-RJR (bottom-right) from the RJR search. The background estimate models the data well in all regions after a simultaneous fit of the control regions. The standard and ISR regions are fit separately. The hatched band includes both the systematic and statistical uncertainties. The last bin contains the overflow.

Table 14: Breakdown of expected and observed yields in the diboson (VV) and top CRs and VRs for the standard-decay-tree regions associated with SR2 ℓ -Low-RJR after a simultaneous fit to the control regions. The yields for Z/γ^* + jets are from MC simulation. The uncertainties include both the statistical and systematic sources.

	CR2 ℓ -VV-RJR	VR2 ℓ -VV-RJR	CR2 ℓ -Top-RJR	VR2 ℓ -Top-RJR
Observed events	216	232	1759	368
Total exp. bkg. events	216 ± 16	285 ± 78	1760 ± 40	389 ± 51
Diboson events	195 ± 17	180 ± 40	19.3 ± 3.2	20.2 ± 3.5
Top events	-	47 ± 8	1700 ± 40	269 ± 16
Z/γ^* + jets events	-	58 ± 56	13 ± 12	91 ± 45
Other events	21 ± 4	3.8 ± 3.1	23 ± 11	8.5 ± 1.3

Table 15: Breakdown of expected and observed yields in the diboson (VV) and top CRs and VRs for the ISR-decay-tree regions associated with SR2 ℓ -ISR-RJR after a simultaneous fit to the control regions. The yields for Z/γ^* + jets are from MC simulation. The uncertainties include both the statistical and systematic sources.

	CR2 ℓ -ISR-VV-RJR	VR2 ℓ -ISR-VV-RJR	CR2 ℓ -ISR-Top-RJR	VR2 ℓ -ISR-Top-RJR
Observed events	149	50	289	306
Total exp. bkg. events	149 ± 14	63 ± 9	289 ± 19	350 ± 60
Diboson events	125 ± 17	28 ± 5	3.0 ± 0.6	4.5 ± 1.0
Top events	-	-	254 ± 18	330 ± 60
Z/γ^* + jets events	-	-	18 ± 15	10 ± 4
Other events	24 ± 9	35 ± 10	14.0 ± 2.6	8.7 ± 2.3

7.2 Electroweak search backgrounds

The dominant backgrounds in the EWK SRs are WZ , ZZ , and $t\bar{t}$ production. Additionally, Z/γ^* + jets is an important background for the Low and OffShell regions. Data-driven normalization factors for these backgrounds are extracted using a simultaneous likelihood fit to data in the SRs and CRs that are designed to be enriched in each background. CR- $t\bar{t}$ -EWK targets $t\bar{t}$ production and requires at least one b -jet and intermediate $\mathcal{S}(E_T^{\text{miss}}) \in [9, 12]$ to ensure orthogonality to the SRs; unlike the RJR search, the resulting normalization factor is not applied to Wt , which is instead normalized to the theoretical cross-section. CR-VZ-EWK targets WZ/ZZ production and uses the sideband of the SR-Int-EWK m_{jj} distribution, relaxing the p_T^j requirement. A common diboson normalization factor is applied to the SRs. To account for different kinematics, two separate normalization factors are defined for Z/γ^* + jets. CR-Z-EWK targets on-shell Z + jets production ($m_{\ell\ell} > 71$ GeV, which is the lowest edge of the Z mass window) while CR-DY-EWK targets low-mass Z/γ^* + jets production ($12 < m_{\ell\ell} < 71$ GeV). The resulting Z + jets normalization factor is applied everywhere, except for the OffShell regions, where the low-mass Z/γ^* + jets normalization factor is applied. The definitions of the CRs are provided in Tables 7–9. The resulting normalization factors are 0.93 ± 0.09 , 0.84 ± 0.08 , 1.21 ± 0.14 , and 0.86 ± 0.25 for $t\bar{t}$, diboson, Z + jets, and Z/γ^* + jets respectively.

To validate the normalization and modelling of the SM predictions, eight VRs are defined. For the High SRs, two VRs use the sideband of the m_{j_1} or m_{jj} distribution, while VR-High-R-EWK provides additional validation of the diboson background modelling inside the m_{jj} mass window by inverting the ΔR_{jj} requirement. VR- $\ell\ell bb$ -EWK validates the top background in a $\mathcal{S}(E_T^{\text{miss}})$ window of 12–18 below the SR- $\ell\ell bb$ -EWK threshold. Distributions of $\mathcal{S}(E_T^{\text{miss}})$ in the High and $\ell\ell bb$ VRs, with the normalizations from the simultaneous fit applied, are shown in Figure 4. Good agreement between the data and the background prediction is observed.

VR-Int-EWK has the same requirements as SR-Int-EWK but with the requirement on $p_T^{j_1}$ inverted and is dominated by the diboson processes. For the Low SRs, two VRs are defined. VR-Low-EWK requires a larger value of $\Delta R_{\ell\ell}$ than SR-Int-EWK, and VR-Low-2-EWK inverts the m_{jj} window. For the OffShell regions, VR-OffShell-EWK maintains orthogonality by using an m_{T2} window below that in the SR. Distributions of $\mathcal{S}(E_T^{\text{miss}})$ in the Int, Low, and OffShell VRs are shown in Figure 5 with the normalization from the simultaneous fit applied. Good agreement is observed in all VRs.

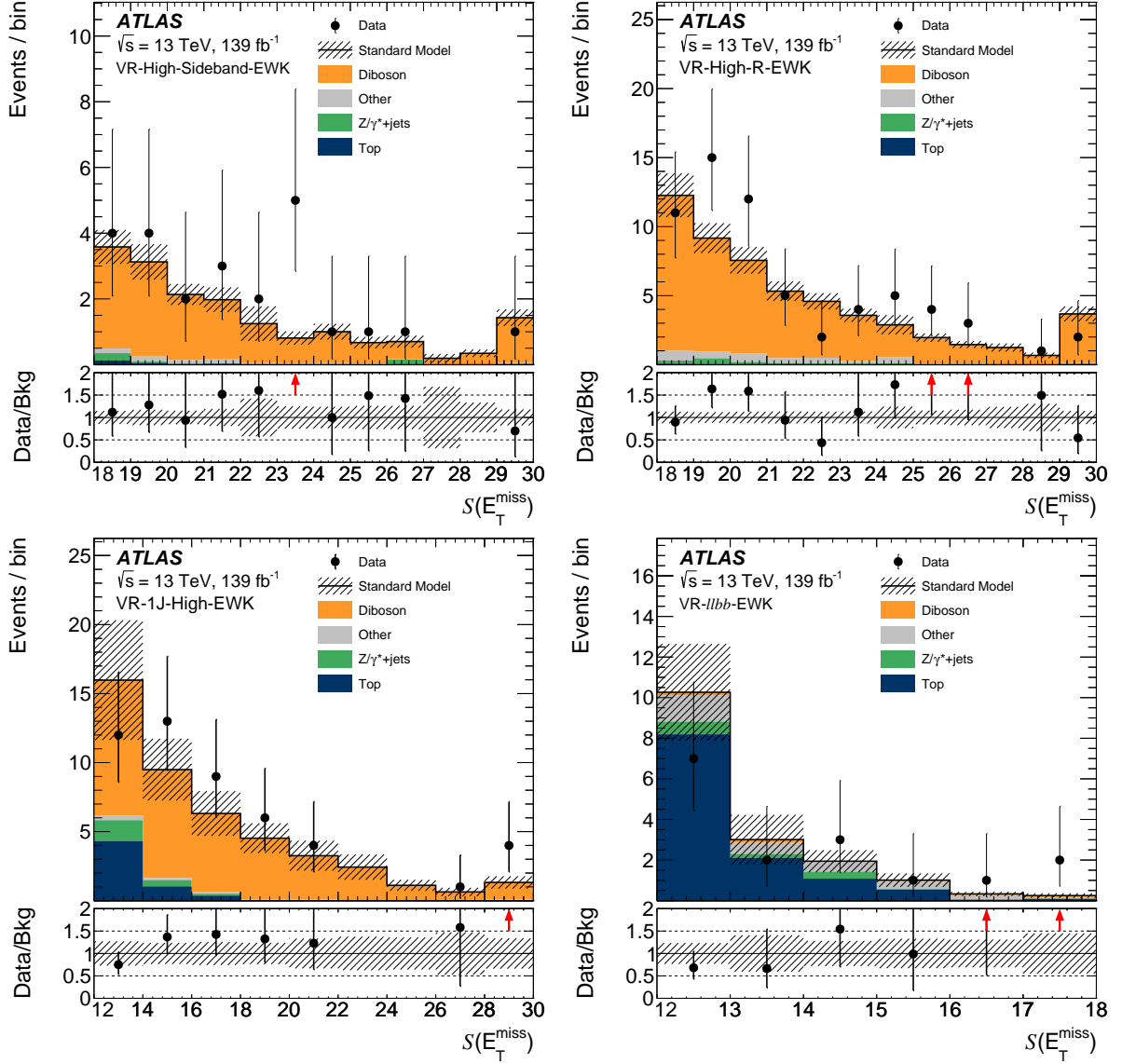


Figure 4: Distributions of $S(E_T^{\text{miss}})$ in VR-High-Sideband-EWK (top-left), VR-High-R-EWK (top-right), VR-1J-High-EWK (bottom-left), and VR- $llbb$ -EWK (bottom-right) from the EWK search after a simultaneous fit of the control regions. The hatched band includes both the systematic and statistical uncertainties. The last bin includes the overflow.

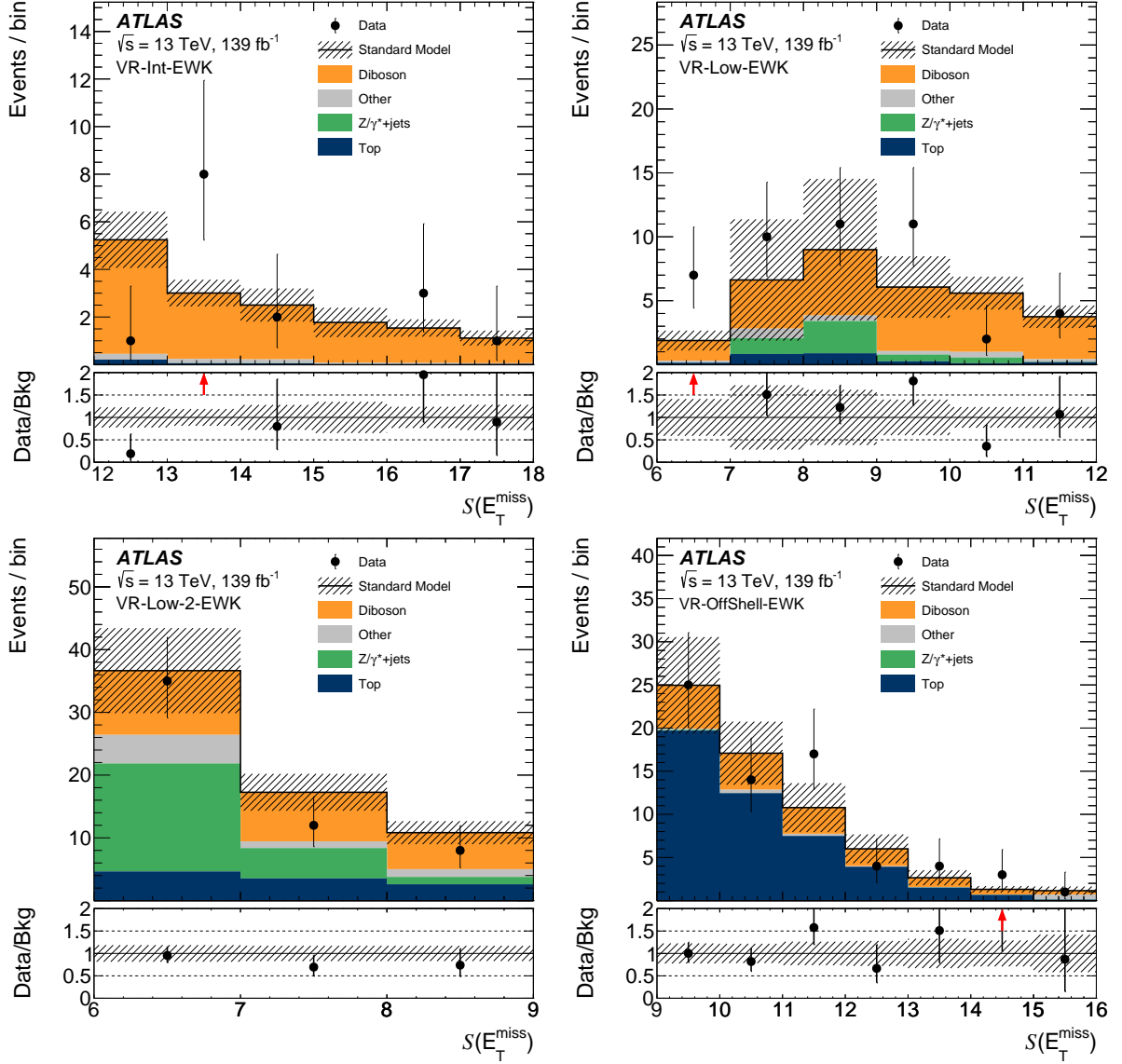


Figure 5: Distributions of $S(E_T^{\text{miss}})$ in VR-Int-EWK (top-left), VR-Low-EWK (top-right), VR-Low-2-EWK (bottom-left), and VR-OffShell-EWK (bottom-right) from the EWK search after a simultaneous fit of the control regions. The hatched band includes both the systematic and statistical uncertainties. The last bin includes the overflow.

7.3 Strong search backgrounds

For the Strong search, the $Z/\gamma^* + \text{jets}$ background is normalized in CRs, the FS backgrounds are estimated from $e\mu$ data, the FNP-lepton background is estimated in a data-driven way as previously described, and the remaining backgrounds are fully estimated via MC simulation. FS processes include those with independent leptonic decays such that the expected number of $e\mu$ events is the same as the number $ee + \mu\mu$ events, e.g. $t\bar{t}$, WW , and $Z \rightarrow \tau\tau$. VRs are constructed with an E_T^{miss} requirement, $150 < E_T^{\text{miss}} < 250$ GeV, below the SR requirement in order to validate the background estimation. VRs with SS instead of OS leptons and with three instead of two leptons are also constructed in order to validate the FNP-lepton and WZ/ZZ backgrounds respectively.

The $Z/\gamma^* + \text{jets}$ background, with decays to ee or $\mu\mu$, mainly enter the SRs due to E_T^{miss} from the mismeasurement of jets or from contributions by neutrinos in heavy-flavour decays. The requirement of $\Delta\phi(\mathbf{j}_{1,2}, \vec{p}_T^{\text{miss}}) > 0.4$ removes $Z/\gamma^* + \text{jets}$ events where the \vec{p}_T^{miss} is aligned with a jet, as is the case for mismeasured jets. A CR is constructed for each SR or VR by inverting this requirement, and roughly half of the yield in these CRs is from $Z/\gamma^* + \text{jets}$ events. The normalization of the $Z/\gamma^* + \text{jets}$ MC prediction is extracted with a simultaneous likelihood fit to the CR and respective SR or VR. The resulting factors are within one standard deviation of one for every region except SRC-STR, where the small MC simulation prediction is pulled up by approximately 1.5 standard deviations, and VRLow-STR, where the MC simulation prediction is pulled down by approximately 1.3 standard deviations.

The FS method makes use of a CR for each SF region, with the lepton flavour requirement changed to select $e\mu$ data events. Differences between the efficiencies to select events with electrons and events with muons are used to adjust the $e\mu$ data events to more accurately predict $ee + \mu\mu$ events. For the on-Z SRs, the $e\mu$ data yield is small. In order to decrease the statistical uncertainty of the FS prediction, the $m_{\ell\ell}$ window used to collect $e\mu$ events is widened to 61–121 GeV. The yield is then scaled down by the ratio of the yields in the narrower and wider $m_{\ell\ell}$ windows obtained from MC simulation. The estimated $ee + \mu\mu$ yield (N^{est}) is obtained as:

$$N^{\text{est}} = \frac{1}{2} \cdot \left[\sum_i^{N_{e\mu}^{\text{data}}} \left(k_e(p_T^{i,\mu}, \eta^{i,\mu}) + k_\mu(p_T^{i,e}, \eta^{i,e}) \right) \cdot \alpha(p_T^{i,\ell_1}, \eta^{i,\ell_1}) - \sum_i^{N_{e\mu}^{\text{MC}}} \left(k_e(p_T^{i,\mu}, \eta^{i,\mu}) + k_\mu(p_T^{i,e}, \eta^{i,e}) \right) \cdot \alpha(p_T^{i,\ell_1}, \eta^{i,\ell_1}) \right], \quad (4)$$

where $N_{e\mu}^{\text{data}}$ is the number of data events observed in a given CR. Events from non-FS processes, e.g. WZ/ZZ , are subtracted from the $e\mu$ data events using MC simulation. This is the second term in Eq. (4), where $N_{e\mu}^{\text{MC}}$ is the number of events from non-FS processes in MC simulation in the CR. The factor $\alpha(p_T^i, \eta^i)$ accounts for the different trigger efficiencies for $ee/\mu\mu$ and $e\mu$ events, and $k_e(p_T^i, \eta^i)$ and $k_\mu(p_T^i, \eta^i)$ are the electron and muon selection efficiency factors for the kinematics of the lepton being replaced in event i . For example, if an event with a muon and electron is used to predict a $\mu\mu$ event, the kinematics of the electron are used to evaluate k_μ . The trigger and selection efficiency correction factors are derived from data events in an inclusive region with two signal leptons and at least two signal jets,

according to:

$$\begin{aligned}
k_e(p_T, \eta) &= \sqrt{\frac{N_{ee}^{\text{meas}}(p_T, \eta)}{N_{\mu\mu}^{\text{meas}}(p_T, \eta)}}, \\
k_\mu(p_T, \eta) &= \sqrt{\frac{N_{\mu\mu}^{\text{meas}}(p_T, \eta)}{N_{ee}^{\text{meas}}(p_T, \eta)}}, \\
\alpha(p_T, \eta) &= \frac{\sqrt{\epsilon_{ee}^{\text{trig}}(p_T^{\ell_1}, \eta^{\ell_1}) \times \epsilon_{\mu\mu}^{\text{trig}}(p_T^{\ell_1}, \eta^{\ell_1})}}{\epsilon_{e\mu}^{\text{trig}}(p_T^{\ell_1}, \eta^{\ell_1})},
\end{aligned}$$

where $\epsilon_{ee/\mu\mu/e\mu}^{\text{trig}}$ is the trigger efficiency as a function of the leading-lepton (ℓ_1) kinematics and N_{ee}^{meas} ($N_{\mu\mu}^{\text{meas}}$) is the number of ee ($\mu\mu$) data events in the inclusive region mentioned above. The factors $k_e(p_T, \eta)$ and $k_\mu(p_T, \eta)$ are calculated separately for leading and subleading leptons. The correction factors are typically within 20% of unity, except in the region $|\eta| < 0.1$, where they deviate by up to 40% from unity because of a lack of coverage by the muon spectrometer.

Comparisons of the $m_{\ell\ell}$ distribution between the background estimate and data in the VRs corresponding to the four edge SRs are shown in Figure 6. Good agreement is observed in each of the regions. Since the on- Z SRs require at least four jets, their equivalent VRs correspond to the high- n_{jets} regions in the distribution of the number of jets for each VR shown in Figure 7. Good agreement is seen in each VR. In order to validate the MC simulation of WZ/ZZ production, a three-lepton VR is constructed by selecting events with three signal leptons and applying requirements similar to those in the SRs, as shown near the bottom of Table 11. Figure 8 shows the $m_{\ell\ell}$ distribution in this VR3L-STR with a 13% theory uncertainty assigned to the WZ/ZZ background. Good agreement within the statistical uncertainty is observed.

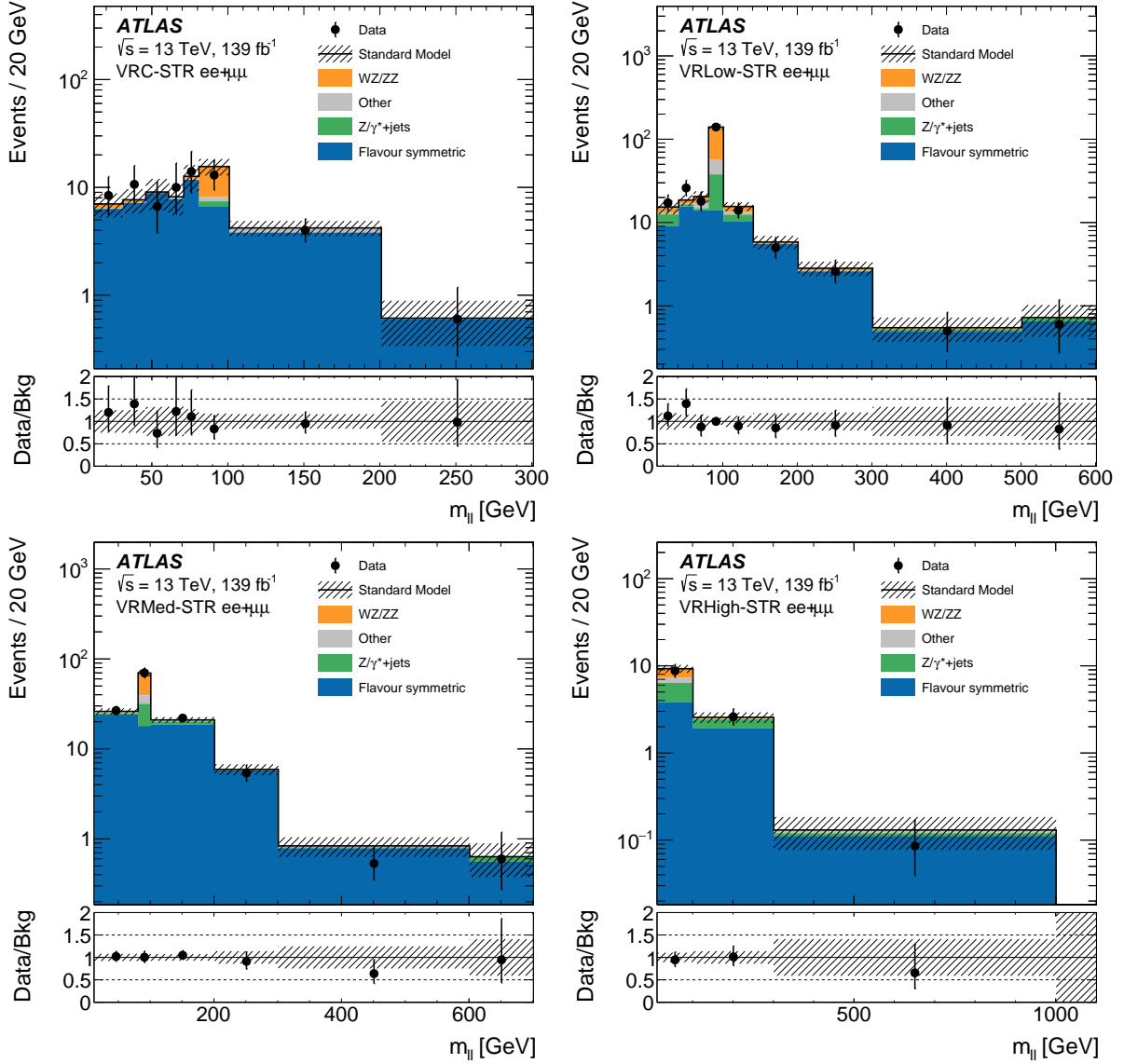


Figure 6: Observed and expected dilepton mass distributions in VRC-STR (top-left), VRLow-STR (top-right), VRMed-STR (bottom-left), and VRHigh-STR (bottom-right). Each validation region is fit separately with the corresponding control region. All statistical and systematic uncertainties are included in the hatched band. The entries are normalized to the bin width, and the last bin is the overflow.

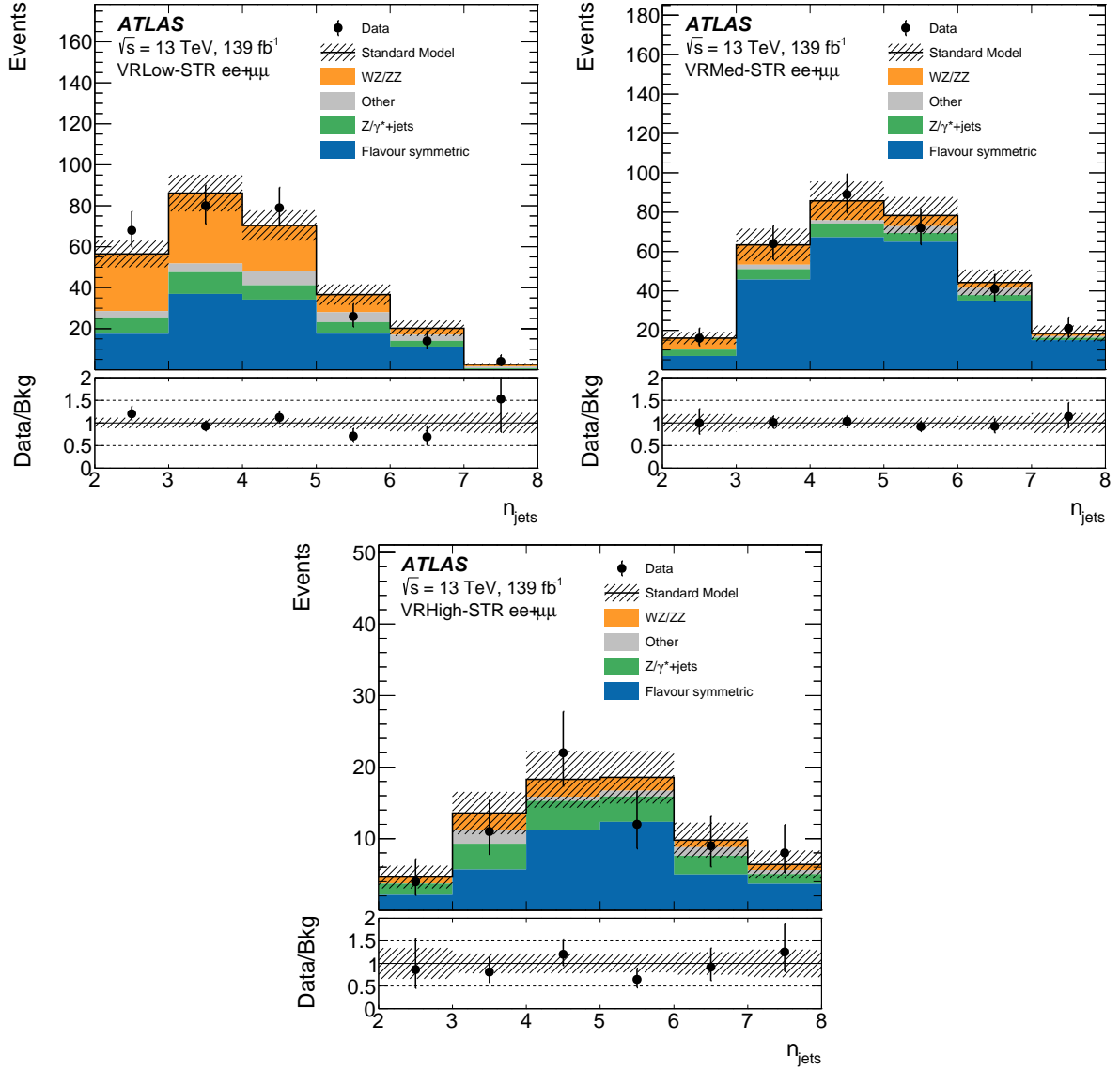


Figure 7: Observed and expected jet multiplicity in VRLow-STR (top-left), VRMed-STR (top-right), and VRHigh-STR (bottom) after a fit performed on the $m_{\ell\ell}$ distribution and corresponding control region. All statistical and systematic uncertainties are included in the hatched band. The last bin contains the overflow.

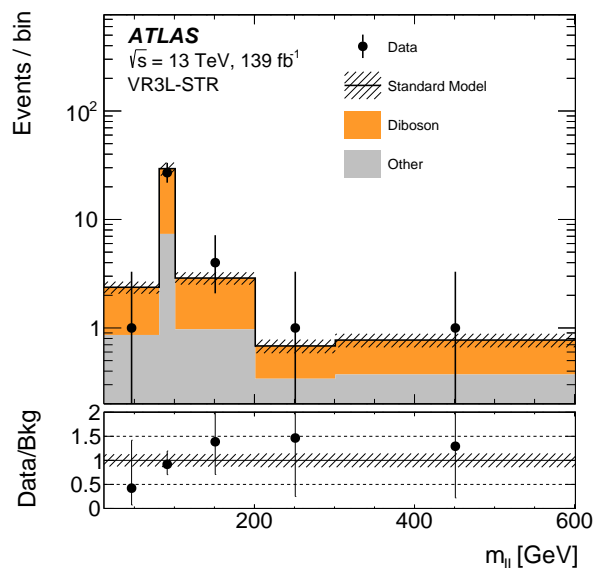


Figure 8: Observed and expected dilepton mass distributions in VR3L-STR without a fit to the data. The ‘Other’ category includes the negligible contributions from $t\bar{t}$ and $Z/\gamma^* + \text{jets}$ processes. The hatched band contains the statistical uncertainty and the theoretical systematic uncertainties of the WZ/ZZ prediction, which are the dominant sources of uncertainty in VR3L-STR. No fit is performed. The last bin contains the overflow.

8 Systematic uncertainties

Theoretical and experimental uncertainties are taken into account for the signal and background models. For processes that are not normalized to data, a 1.7% uncertainty is assigned to the integrated luminosity [40, 41]. The estimated efficiencies from MC simulation to trigger on, reconstruct, and measure the objects required for this analysis are all subject to uncertainties to account for differences between data and simulation. For the jet energy scale, uncertainties due to the jet flavour composition, pile-up, and the jet and event kinematics [103] are considered. The jet energy resolution (JER) is also subject to additional uncertainties to account for differences between data and simulation [101]. Uncertainties in the lepton energy scales, resolutions, identification efficiencies, isolation efficiencies, reconstruction efficiencies, and trigger efficiencies are also considered. The uncertainties associated with the objects used to compute the \vec{p}_T^{miss} are propagated through the computation, and additional uncertainties in the scale and resolution of the contribution from low-momentum tracks not associated with the primary objects are also included [119]. These experimental uncertainties are correlated between regions and processes, including signal models. The largest experimental uncertainties are related to the measurement of jets and typically result in an uncertainty in the total background of a few percent, but reach 10%–20% in a couple of search regions. All of the uncertainties quoted below are for the expected yield of the process in analysis regions.

Uncertainties in the predicted cross-sections and modelling of background processes predicted via MC simulation are considered. If the background process is normalized to data, the total cross-section uncertainty is not applied, but instead an uncertainty for the extrapolation from the CR to the SR is evaluated. For background processes making large contributions to regions in the searches, acceptance uncertainties due to various choices, such as the PDF set and QCD scales, are applied. For small-background processes, these are ignored and only the total cross-section uncertainty is applied. In a few cases, negligibly small uncertainties are ignored in order to simplify the statistical evaluation of the level

of data-to-background agreement. As an example, uncertainties due to the assumed value of the strong coupling, α_s , are ignored as they are found to be negligible. These uncertainties from theoretical predictions are correlated between regions for a given process, but uncorrelated between processes.

For the RJR and EWK searches, uncertainties in the $t\bar{t}$ ME are evaluated by a comparison of the default POWHEG generator and MG5_AMC@NLO. The effects of uncertainties in the PS are evaluated by comparing the default PYTHIA 8 showering with HERWIG 7 showering [120]. Uncertainties due to the amount of initial- and final-state radiation are evaluated by varying the relevant parameters in the generator. The effects of uncertainties in the QCD renormalization and factorization scales are evaluated by representing these scale uncertainties by three nuisance parameters in the fit: two nuisance parameters to independently vary each scale upwards and downwards by a factor of two, and one nuisance parameters for a correlated variation of both. Finally, uncertainties due to the choice of PDF are evaluated following the recommendations of Ref. [121]. The largest $t\bar{t}$ uncertainties in the RJR search regions SR2 ℓ -Low-RJR and SR2 ℓ -ISR-RJR are due to the uncertainty in the PS, 20% and 30% respectively. The uncertainty due to the amount of initial-state radiation is also large, 20% in SR2 ℓ -ISR-RJR. The largest $t\bar{t}$ uncertainties in the EWK SRs tend to be from the ME comparison and range from 20% to 60%. The PS and radiation uncertainties are of similar size.

For the diboson processes, uncertainties from the choice of PDF set and QCD scales are evaluated in the same way as for $t\bar{t}$. Additional uncertainties are evaluated by varying the resummation scale upwards and downwards by a factor of two and by varying the merging scale between 15 and 30 GeV. Finally, an alternative PS recoil scheme in SHERPA is evaluated, and the difference from the nominal sample is taken as the one standard deviation variation. For the Strong search, where the diboson processes are not normalized to data, a 6% uncertainty [62] is applied to the total cross-section. The uncertainty due to the choice of various scales is generally the largest one for the diboson backgrounds and varies from 10% to 30% depending on the region.

For the EWK and Strong searches, the $Z/\gamma^* + \text{jets}$ processes are also subject to the same uncertainties from the choice of PDF, QCD scales, resummation scale, and merging scale as the diboson processes. An additional uncertainty from the ME calculation and is evaluated by comparing the nominal SHERPA sample with an alternative MG5_AMC@NLO sample. Uncertainties in the $Z/\gamma^* + \text{jets}$ background in the EWK search regions range from 10% to 20% from the choice of scale and up to 60% from the ME comparison in regions with at least one predicted $Z/\gamma^* + \text{jets}$ event. The largest uncertainty in the $Z/\gamma^* + \text{jets}$ background in the Strong search regions is typically from the ME comparison, and ranges from 20% to 60% in regions with at least one predicted $Z/\gamma^* + \text{jets}$ event.

In the SR- $\ell\ell bb$ region of the EWK search a large fraction of the background events are from $t\bar{t} + Z$. For $t\bar{t} + Z$ in the EWK search regions, uncertainties from the ME and PS are evaluated by comparisons with a SHERPA sample and a MG5_AMC@NLO + HERWIG 7 sample respectively. The same renormalization scale, factorization scale, and PDF uncertainties described above are also evaluated. The largest uncertainty is from the ME comparison and ranges from 10% to 50%, depending on the region. In addition, a 6% uncertainty on the Wt background is applied.

Uncertainties in the cross-sections of smaller backgrounds estimated directly from MC simulation are applied as follows. A conservative uncertainty of 10% is applied to the entire Higgs boson sample, based on the $t\bar{t}H$ cross-section uncertainty in Ref. [68]. The Other Top sample is predominantly $t\bar{t} + V$, so a cross-section uncertainty of 13%, also from Ref. [68], is applied to this background category. An uncertainty of 32% is applied to the VVV background, based on comparisons between SHERPA and VBFNLO [62].

For data-driven background estimates, uncertainties in the prediction are derived from the limited number of events used in the prediction and by varying the assumptions used. In cases where CRs are used to normalize the yield of a process, theoretical uncertainties are evaluated, as described above, for the acceptance of the CR relative to the SR.

Uncertainties in the matrix-method estimate of the FNP leptons arise from the size of the samples used and the composition of the FNP-lepton sources, and the total uncertainty of the estimate is obtained by combining uncertainties from several sources. The statistical uncertainties arise from the limited number of events in regions used to derive the various efficiencies and are propagated to the final estimate. The variations of the lepton efficiency corrections are propagated to the light-flavour efficiencies because MC simulation is used in the derivation. For heavy-flavour efficiencies, an uncertainty in the prompt-lepton contamination from MC simulation is taken into account. Finally, an uncertainty in the estimated proportions of light-flavour jets, heavy-flavour jets, and photon conversions contributing to the processes producing FNP leptons is included. This is computed by varying the composition, using MC simulation, of the regions with selections similar to various analysis regions used to construct the weights. In cases where the number of events in a region is not sufficient to predict the FNP lepton contribution with the matrix method, the central value and uncertainty are taken from the larger of two computations. The first computation is the mean of the weights in the matrix method with the root mean square of these weights as the uncertainty. This would be the average prediction if there were one event for the matrix method. The second computation is the FNP-lepton yield predicted by MC simulation with a 100% uncertainty. These extra computations of the FNP-lepton background are only used in the EWK search, where the search regions have small yields.

For the flavour-symmetric background estimate in the Strong search regions, the uncertainties due to a limited number of events in the DF regions and the regions used to derive the correction factors are propagated to the final estimate. An additional uncertainty of 10% is applied to the estimate, based on closure tests. The closure tests were performed on both data and MC events in the region used to derive the weights, with E_T^{miss} restricted to be between 100 and 200 GeV, and on MC events in the SRs. Finally, for the on- Z regions where the $m_{\ell\ell}$ window used to collect DF events is expanded, an additional uncertainty is applied to account for the limited number of events in the MC simulation used to evaluate this extrapolation.

Uncertainties are applied to the estimate of $Z/\gamma^* + \text{jets}$ with the ABCD method in the RJR search to account for the limited number of events in the regions used to extract the estimate and the theoretical and experimental uncertainties, discussed above, in the non- $Z/\gamma^* + \text{jets}$ MC simulation backgrounds. The correlations between the ABCD variables are found to be very small and the related systematic uncertainties are treated as negligible.

For signal models with the production of squarks or gluinos, the nominal cross-section and its uncertainty due to scale variations and the choice of PDF are determined as described in Ref. [84]. For signal models containing the direct production of electroweakinos, the cross-section and its uncertainty are taken from Ref. [82]. The uncertainties in the acceptance of signal model events, from scale variations and the PS tuning and radiation, are estimated and summed in quadrature.

The most important uncertainties in the total background estimate across the various searches are related to the theoretical prediction of the largest backgrounds (e.g. diboson and $t\bar{t}$ production), experimental uncertainties related to jets, and the number of simulated MC events for the estimation of SM processes. The most important uncertainties in the RJR search SRs (SR 2ℓ -Low-RJR / SR 2ℓ -ISR-RJR), relative to the total expected background, are from the normalization of $Z/\gamma^* + \text{jets}$ via the ABCD background estimate (19% / 28%), the size of the simulated samples (7%), and the matching scale for the diboson

processes (5% / 6%). The largest jet-related experimental uncertainty is a component of the JER (1%) in SR2 ℓ -Low-RJR, and the b -jet tagging efficiency (2%) in SR2 ℓ -ISR-RJR. The sizes of the uncertainties in the total background, grouped into categories after fits to the SRs, are summarized in Figure 9(a).

The most important uncertainties in the EWK search SRs depend on the region. The largest uncertainties in the total background in the SR-High-EWK regions arise from the size of the simulated samples (4%–23%), the prediction of the fake and non-prompt leptons (3%–17%), and in SR-1J-High-EWK the uncertainty in the jet mass measurement (37%). The largest jet-related experimental uncertainties in regions that do not use the jet mass are 2%–3%. In SR-Int_a-EWK, the dominant uncertainty is from the amount of final-state radiation in the simulation of $t\bar{t}$ production (16%). In SR-Int_b-EWK, the dominant uncertainty is related to the JER, with several components in the 4%–6% range. In the SR-Low-EWK regions, the largest uncertainties are from the size of the simulated samples (6%–35%), the JER (6%–18%), and the choice of generator for the $Z/\gamma^* + \text{jets}$ ME (13%–23%). In the SR-OffShell-EWK and SR- $\ell\ell b\bar{b}$ -EWK regions, the largest uncertainties arise from the size of the simulated samples (7%–12%), the choice of generator for the $Z/\gamma^* + \text{jets}$ ME (4%–10%), and the JER (4%–11%). Additionally, in SR- $\ell\ell b\bar{b}$ -EWK, the uncertainties from the $t\bar{t}$ PS and ME calculation are 12% for each. The sizes of the uncertainties in the total background, grouped into categories after a fit to the regions, are summarized in Figure 9(b).

The most important uncertainties in the Strong search SRs are those from the various scales used in the simulation of diboson production and the PS recoil scheme, typically 3%–6% in the edge SRs and up to 18% in the on- Z SRs; the non-closure of the flavour-symmetric background estimate (2%–6%) in the edge SRs; the ME generator for $Z/\gamma^* + \text{jets}$, up to 7% in SRZ-High-STR; and the size of the simulated samples (2%–11%). The largest jet-related experimental uncertainties are 1%–5% from uncertainties in the parton origin, or flavour, of the jet, depending on the region. The sizes of the uncertainties in the total background, grouped into categories after fits to the SRs, are summarized in Figure 9(c).

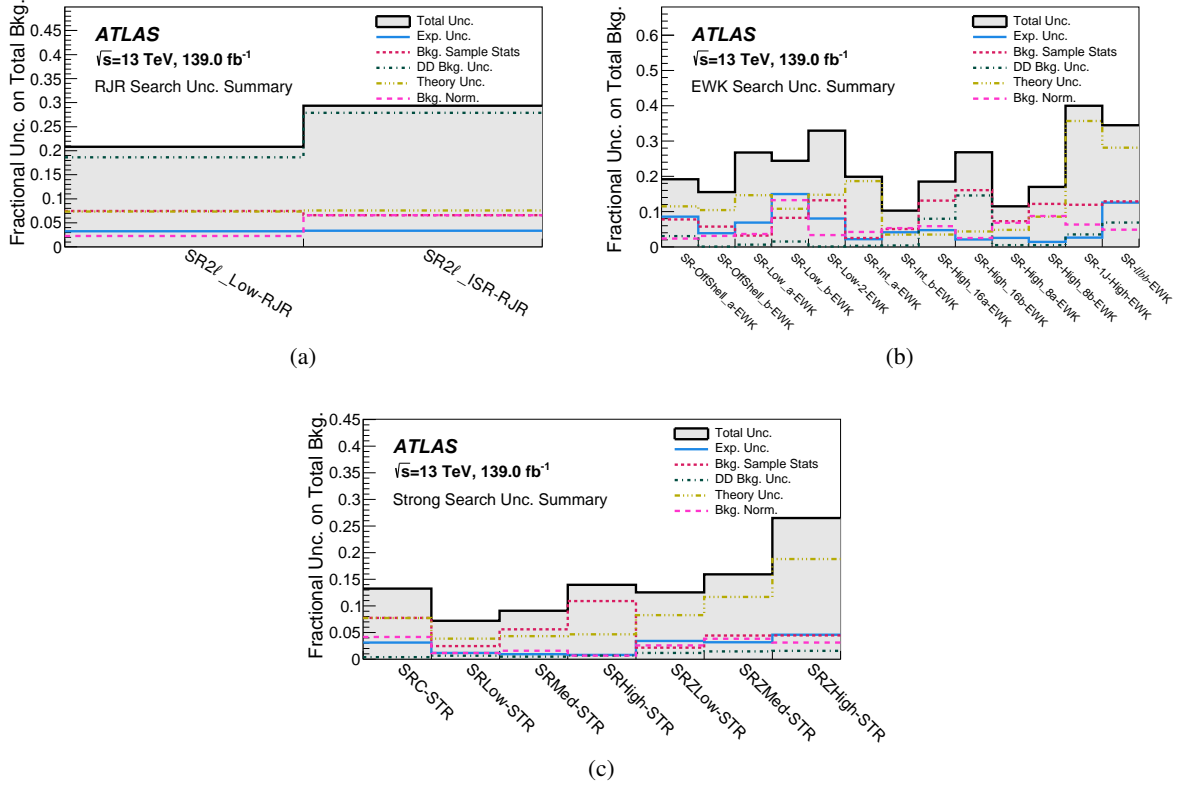


Figure 9: Breakdown of the uncertainties in each of the (a) RJR, (b) EWK, and (c) Strong searches into categories. The total fractional uncertainty of the background is shown as a shaded histogram. The experimental uncertainties include those from object reconstruction and identification efficiencies, object resolutions and scales, pile-up distribution, and trigger efficiencies. The background sample statistical uncertainty includes the uncertainty in the number of Monte Carlo and data-driven background events. The data-driven background uncertainty includes additional uncertainties, e.g. the uncertainty in the FNP-lepton estimate. The theory uncertainty includes any theory uncertainties in background estimates. The background normalization category includes the uncertainty associated with the normalization factors derived from CRs.

9 Results

The data are compared with SM predictions using the profile likelihood method [24]. The HistFitter framework [122], built on RooFit, RooStats, HistFactory, and ROOT [123–126], is used to produce the presented statistical results. Model-independent upper limits on the number of events (S^{95}) at 95% confidence level (CL) that could be attributed to BSM processes are evaluated using the CL_s prescription [127]. Yields are reported after a fit to the background-only model, i.e. the zero signal-strength model. Compatibility tests are reported for the observed data and the background-only hypothesis ($p(s=0)$) and for the observed data and the hypothesis with the signal strength at the 95% CL limit (CL_b).

9.1 Recursive-jigsaw reconstruction search results

A breakdown of the observed and expected yields in the RJR search SRs is shown in Table 16. The background yields result from a simultaneous profile likelihood fit of the CRs, excluding the SRs themselves. The fits for SR2 ℓ -Low-RJR and SR2 ℓ -ISR-RJR are performed separately and are not combined. The background estimate agrees with the observed data in both cases. Figure 10 summarizes the event yields in the CRs, VRs, and SRs of the RJR search. The asymptotic approximation [24] is used to set model-independent upper limits on the number of events, or cross-section, which could arise from BSM processes in the two SRs. These are presented in Table 17. The asymptotic approximation was validated against pseudo-experiments.

Table 16: Breakdown of expected and observed yields in the two recursive-jigsaw reconstruction signal regions after a simultaneous fit of the CRs. The two sets of regions are fit separately. The uncertainties include both the statistical and systematic sources.

	SR2 ℓ -Low-RJR	SR2 ℓ -ISR-RJR
Observed events	39	30
Total expected background events	42 \pm 9	31 \pm 9
Diboson events	10.6 \pm 3.4	8.9 \pm 2.5
Top events	3.5 \pm 1.7	8.2 \pm 2.3
Z/ γ^* + jets events	27 \pm 8	12 \pm 9
Other events	0.3 ^{+0.5} _{-0.3}	0.11 \pm 0.04

Table 17: Model-independent upper limits on the observed visible cross-section in the two recursive-jigsaw reconstruction signal regions, derived using the asymptotic approximation. Left to right: background-only model post-fit total expected background, with the combined statistical and systematic uncertainties; observed data; 95% CL upper limits on the visible cross-section ($\langle A\epsilon\sigma \rangle_{\text{obs}}^{95}$) and on the number of signal events (S_{obs}^{95}). The sixth column (S_{exp}^{95}) shows the expected 95% CL upper limit on the number of signal events, given the expected number (and $\pm 1\sigma$ excursions of the expectation) of background events. The last two columns indicate the confidence level of the background-only hypothesis (CL_b) and discovery p -value with the corresponding Gaussian significance ($Z(s=0)$). CL_b provides a measure of compatibility of the observed data with the signal strength hypothesis at the 95% CL limit relative to fluctuations of the background, and $p(s=0)$ provides a measure of compatibility of the observed data with the background-only hypothesis relative to fluctuations of the background. The p -value is capped at 0.5.

Signal Region	Total Bkg.	Data	$\langle A\epsilon\sigma \rangle_{\text{obs}}^{95}$ [fb]	S_{obs}^{95}	S_{exp}^{95}	CL_b	$p(s=0)$ (Z)
SR2 ℓ -Low-RJR	42 \pm 9	39	0.13	17.9	20.0 ^{+7.0} _{-5.4}	0.40	0.50 (0.00)
SR2 ℓ -ISR-RJR	31 \pm 9	30	0.13	18.2	18.2 ^{+7.8} _{-2.6}	0.50	0.50 (0.00)

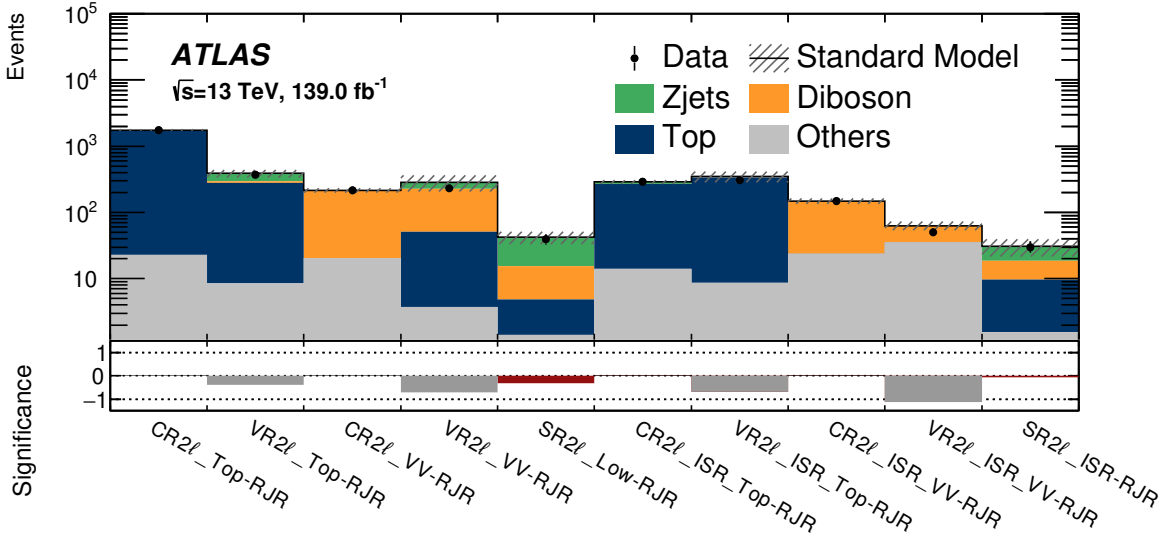


Figure 10: The observed and expected yields in the control regions, validation regions, and signal regions of the RJR search after a simultaneous fit of the background-only model to control regions. The standard regions are shown to the left, and the ISR regions are shown to the right. These two sets of regions are fit separately. The hatched band includes the statistical and systematic uncertainties of the background prediction in each region. The significance of the difference between the observed data and the expected yield in each region is shown in the lower panel using the profile likelihood method of Ref. [128]; the colours black, grey, and red separate the CRs, VRs, and SRs, respectively. For the cases where the expected yield is larger than the data, a negative significance is shown. The relevant backgrounds are normalized to data in the CR by the fit and the significances are therefore zero.

9.2 Electroweak search results

The yields in the High, $\ell\ell bb$, Int, Low, and OffShell SRs of the EWK search are listed in Tables 18 and 19. Each SR in the tables is split by the binning described in Section 6.4. For SR-High-EWK the 8 or 16 suffix denotes the ΔR_{jj} ranges of 0–0.8 and 0.8–1.6 respectively. Similarly, the a and b suffixes denote the $\mathcal{S}(E_T^{\text{miss}})$ ranges of 18–21 and > 21 respectively. For SR-Int-EWK and SR-Low-EWK, the a and b suffixes denote the lower and upper ranges of $\mathcal{S}(E_T^{\text{miss}})$ in the binning (12, 15, 18) and (6, 9, 12) respectively. For SR-OffShell-EWK, the a and b suffixes denote the lower and upper $m_{\ell\ell}$ ranges of 12–40 and 40–70 GeV. The results are extracted after a simultaneous profile likelihood fit to the four CRs and all of the SRs. SR-High-EWK regions have small deficits in the observed data compared to the expected background yield. No systematic trends are observed in the VRs around these regions, VR-High-Sideband-EWK and VR-High-R-EWK. Figure 11 shows distributions in five regions, plotting the variable used for the binning denoted by a and b above. Example signal distributions are overlaid from models near the edge of sensitivity for this search. Figure 12 summarizes all of the CRs, VRs, and SRs of the EWK search.

In order to perform model-independent tests, the five SR categories are merged into single discovery region (DR) bins. DR-High-EWK is SR-High_8-EWK merged over its $\mathcal{S}(E_T^{\text{miss}})$ bins, and DR-Low-EWK is SR-Low-EWK merged over its $\mathcal{S}(E_T^{\text{miss}})$ bins. DR-High-EWK has the largest deficit of data compared to the expected background, resulting in a local significance of -2.8σ . The resulting upper limits, based on pseudo-experiments, on the number of possible BSM events in each region are summarized in Table 20.

Table 18: Breakdown of expected and observed yields in the electroweak search High and $\ell\ell b\bar{b}$ signal regions after a simultaneous fit to the signal regions and control regions. All statistical and systematic uncertainties are included.

	SR-High_16a-EWK	SR-High_8a-EWK	SR-1J-High-EWK	SR- $\ell\ell b\bar{b}$ -EWK
Observed events	4	0	1	0
Total exp. bkg. events	3.9 ± 0.7	2.00 ± 0.23	0.85 ± 0.34	0.58 ± 0.20
Diboson events	3.2 ± 0.6	1.86 ± 0.22	0.80 ± 0.31	0.13 ± 0.03
Top events	$0.00^{+0.01}_{-0.00}$	0.0 ± 0.0	$0.03^{+0.04}_{-0.03}$	$0.05^{+0.08}_{-0.05}$
Z/γ^* + jets events	0.0 ± 0.0	0.0 ± 0.0	0.0 ± 0.0	0.0 ± 0.0
Other events	0.7 ± 0.4	0.15 ± 0.07	$0.02^{+0.04}_{-0.02}$	0.39 ± 0.16

	SR-High_16b-EWK	SR-High_8b-EWK
Observed events	3	0
Total exp. bkg. events	3.4 ± 0.9	2.00 ± 0.33
Diboson events	2.5 ± 0.6	1.94 ± 0.33
Top events	0.0 ± 0.0	0.0 ± 0.0
Z/γ^* + jets events	0.0 ± 0.0	0.0 ± 0.0
Other events	0.9 ± 0.7	0.06 ± 0.04

Table 19: Breakdown of expected and observed yields in the electroweak search Int, Low, and OffShell signal regions after a simultaneous fit to the signal regions and control regions. All statistical and systematic uncertainties are included.

	SR-Int_a-EWK	SR-Low_a-EWK	SR-Low-2-EWK	SR-OffShell_a-EWK
Observed events	24	10	8	6
Total exp. bkg. events	22.8 ± 3.5	12.8 ± 3.4	9 ± 4	9.2 ± 1.7
Diboson events	16.5 ± 1.7	7.3 ± 1.3	4.0 ± 2.1	4.9 ± 1.3
Top events	4 ± 4	$0.06^{+0.14}_{-0.06}$	$1.0^{+1.2}_{-1.0}$	1.4 ± 0.7
Z/γ^* + jets events	2.1 ± 0.7	3.7 ± 3.3	4 ± 4	1.2 ± 1.2
Other events	0.44 ± 0.13	1.7 ± 0.4	0.58 ± 0.3	1.6 ± 0.4

	SR-Int_b-EWK	SR-Low_b-EWK	SR-OffShell_b-EWK
Observed events	14	8	15
Total exp. bkg. events	10.1 ± 1.0	10.5 ± 2.5	12.5 ± 1.9
Diboson events	9.2 ± 1.0	8.6 ± 1.2	6.1 ± 1.5
Top events	0.22 ± 0.13	0.0 ± 0.0	2.8 ± 1.4
Z/γ^* + jets events	0.51 ± 0.31	$1.3^{+2.2}_{-1.3}$	3.1 ± 1.4
Other events	0.19 ± 0.08	0.70 ± 0.11	0.54 ± 0.24

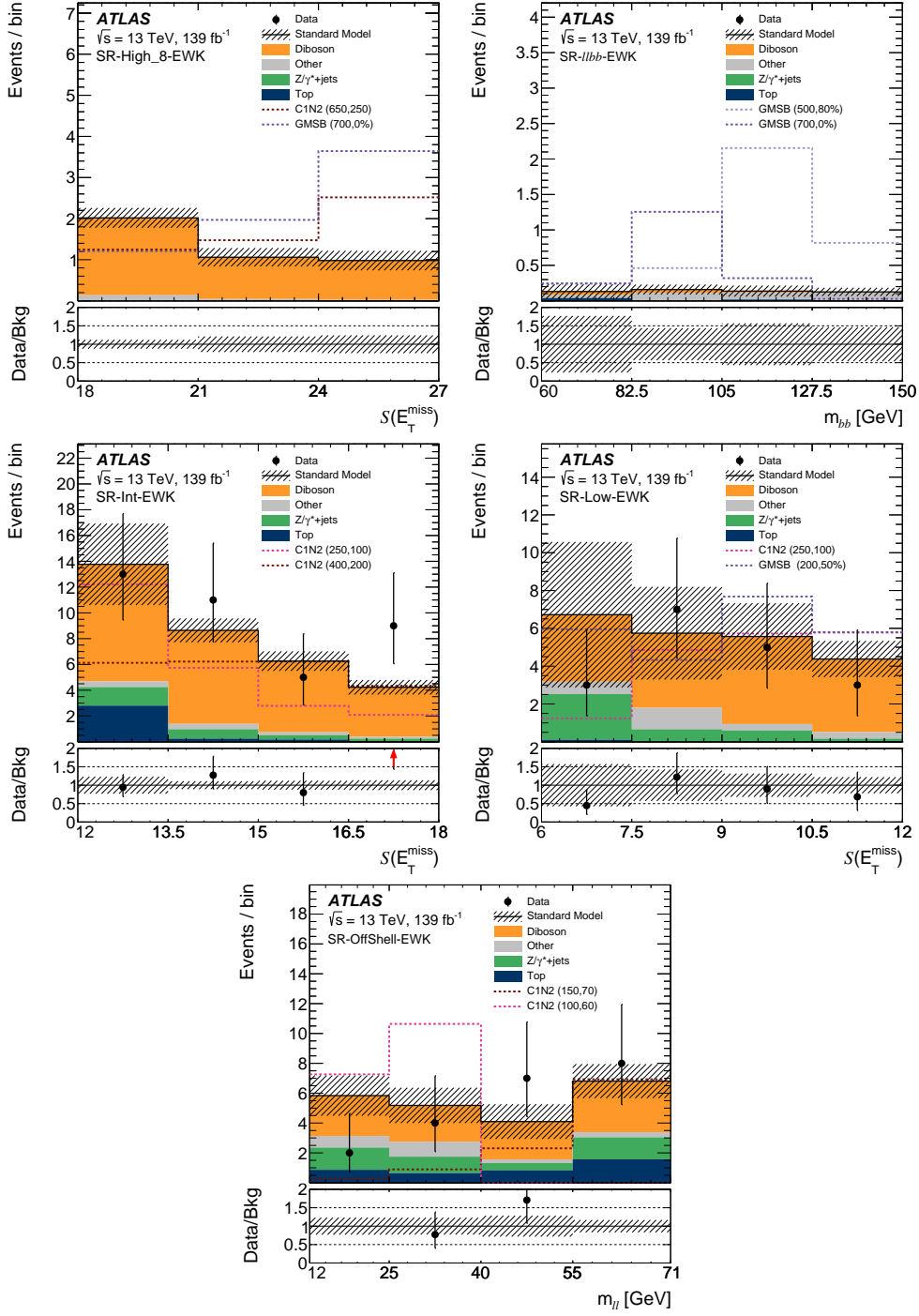


Figure 11: Observed and expected distributions in five EWK search regions after a simultaneous fit to the signal regions and control regions. In the top row, left-to-right, are $S(E_T^{\text{miss}})$ in SR-High_8-EWK and m_{bb} in SR- $llbb$ -EWK. In the middle row, left-to-right, are $S(E_T^{\text{miss}})$ in SR-Int-EWK and $S(E_T^{\text{miss}})$ in SR-Low-EWK. In the bottom row is $m_{\ell\ell}$ in SR-OffShell-EWK. Overlaid are example C1N2 and GMSB signal models, where the numbers in the brackets indicate the masses, in GeV, of the $\tilde{\chi}_1^\pm$ and $\tilde{\chi}_2^0$ or the mass of the $\tilde{\chi}_1^0$ and branching ratio to the Higgs boson respectively. All statistical and systematic uncertainties are included in the hatched bands. The last bin includes the overflow.

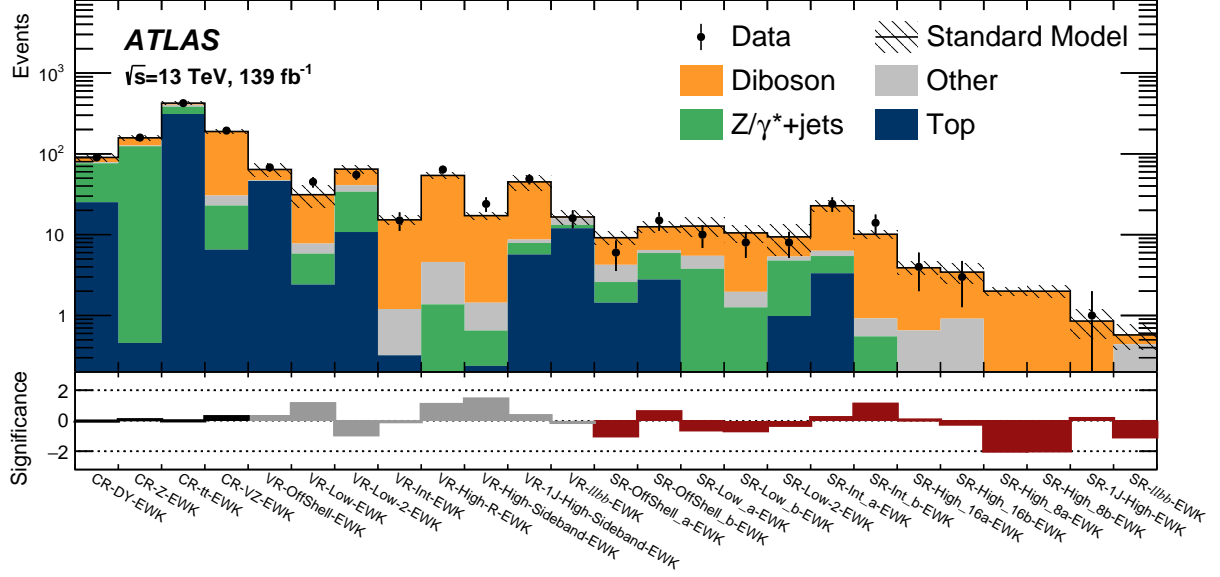


Figure 12: The observed and expected yields in the control regions (left), validation regions (middle), and signal regions (right) of the EWK search after a simultaneous fit to the signal regions and control regions. The hatched band includes the statistical and systematic uncertainties of the background prediction in each region. The significance of the difference between the observed data and the expected yield in each region is shown in the lower panel using the profile likelihood method of Ref. [128]; the colours black, grey, and red separate the CRs, VRs, and SRs, respectively. For the cases where the expected yield is larger than the data, a negative significance is shown.

Table 20: Model-independent upper limits on the observed visible cross-section in the five electroweak search discovery regions, derived using pseudo-experiments. Left to right: background-only model post-fit total expected background, with the combined statistical and systematic uncertainties; observed data; 95% CL upper limits on the visible cross-section ($\langle A\epsilon\sigma \rangle_{\text{obs}}^{95}$) and on the number of signal events (S_{obs}^{95}). The sixth column (S_{exp}^{95}) shows the expected 95% CL upper limit on the number of signal events, given the expected number (and $\pm 1\sigma$ excursions of the expectation) of background events. The last two columns indicate the confidence level of the background-only hypothesis (CL_b) and discovery p -value with the corresponding Gaussian significance ($Z(s=0)$). CL_b provides a measure of compatibility of the observed data with the signal strength hypothesis at the 95% CL limit relative to fluctuations of the background, and $p(s=0)$ measures compatibility of the observed data with the background-only hypothesis relative to fluctuations of the background. The p -value is capped at 0.5.

Signal Region	Total Bkg.	Data	$\langle A\epsilon\sigma \rangle_{\text{obs}}^{95}$ [fb]	S_{obs}^{95}	S_{exp}^{95}	CL_b	$p(s=0)$ (Z)
DR-OffShell-EWK	22.1 ± 2.7	21	0.10	14.3	$12.3^{+4.7}_{-3.1}$	0.68	0.50 (0.0)
DR-Low-EWK	22 ± 4	18	0.08	10.8	$15.3^{+5.7}_{-4.0}$	0.09	0.50 (0.0)
DR-Int-EWK	35 ± 4	38	0.15	20.9	$17.5^{+5.9}_{-3.9}$	0.73	0.23 (0.8)
DR-High-EWK	3.9 ± 0.5	0	0.02	3.0	$5.6^{+2.2}_{-1.5}$	0.00	0.50 (0.0)
DR- $llbb$ -EWK	0.51 ± 0.20	0	0.02	3.0	$3.0^{+1.3}_{-0.0}$	0.19	0.50 (0.0)

9.3 Strong search results

The integrated data yields in the edge and on- Z regions are compared to the expected background yields in Tables 21 and 22 respectively. The $m_{\ell\ell}$ distributions in the four edge regions are shown in Figure 13. The yields and distributions are shown after a profile likelihood fit to the SR and its respective CR. The SM expectations agree well with the observed data. Figure 14 summarizes the observed and expected yields in all of the CRs, VRs, and SRs in the Strong search.

Table 21: Breakdown of expected and observed yields in the four edge signal regions, integrated over the $m_{\ell\ell}$ distribution after a separate simultaneous fit to each signal region and control region pair. The uncertainties include both the statistical and systematic sources.

	SRC-STR	SRLow-STR	SRMed-STR	SRHigh-STR
Observed events	38	118	65	19
Total expected background events	35 ± 4	116 ± 8	68 ± 6	24.1 ± 3.4
WZ/ZZ events	15.8 ± 3.4	76 ± 8	25 ± 4	6.1 ± 1.6
Flavour-symmetric events	15.3 ± 2.4	23.9 ± 2.8	35 ± 4	14.5 ± 2.3
Z/γ^* + jets events	$1.8^{+3.0}_{-1.8}$	4.8 ± 2.7	2.9 ± 1.7	1.7 ± 1.3
Other events	1.6 ± 0.4	11.2 ± 2.4	4.3 ± 1.1	1.8 ± 0.5

Table 22: Breakdown of expected and observed yields in the three on- Z signal regions after a separate simultaneous fit to each signal region and control region pair. The uncertainties include both the statistical and systematic sources.

	SRZLow-STR	SRZMed-STR	SRZHigh-STR
Observed events	35	15	3
Total expected background events	33 ± 4	15.2 ± 2.4	4.5 ± 1.2
WZ/ZZ events	24 ± 4	10.0 ± 2.5	3.2 ± 1.2
Flavour-symmetric events	1.5 ± 0.7	2.3 ± 0.4	0.32 ± 0.07
Z/γ^* + jets events	1.7 ± 1.3	0.9 ± 0.5	$0.3^{+0.4}_{-0.3}$
Other events	5.1 ± 1.1	2.0 ± 0.5	0.72 ± 0.14

Since the signal models may produce a kinematic edge anywhere along the $m_{\ell\ell}$ distribution, below the Z boson mass for those with a Z boson in the decay, several $m_{\ell\ell}$ windows are used to search for an excess of data events above the expectation. Twelve windows covering various $m_{\ell\ell}$ ranges in the edge SRs are considered, along with the three single-bin on- Z SRs. Results in each of these windows are summarized in Table 23. The data are generally consistent with the background to one standard deviation. The high $m_{\ell\ell}$ bins of SRLow-STR have a slightly higher local deviation above the expectation. The table also includes model-independent limits on the number of possible BSM events, as described at the beginning of this section, evaluated with pseudo-experiments.

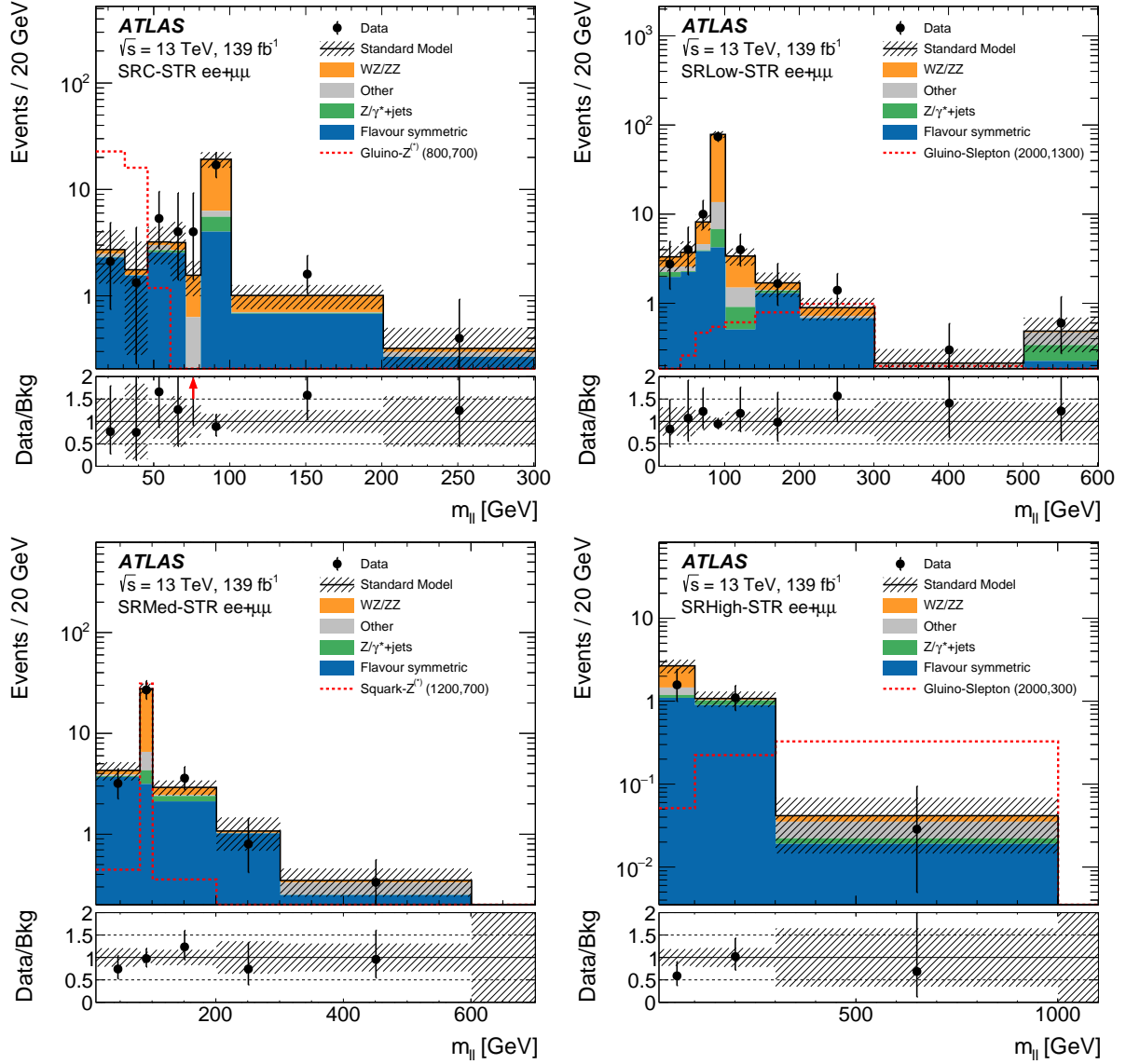


Figure 13: Observed and expected dilepton mass distributions in SRC-STR (top-left), SRLow-STR (top-right), SRMed-STR (bottom-left), and SRHigh-STR (bottom-right), with the binning used for interpretations after a separate simultaneous fit to each signal region and control region pair. The red dashed lines are example signal models overlaid on the figure. All statistical and systematic uncertainties are included in the hatched bands. The last bins are the overflow.

Table 23: Expected and observed yields in 12 $m_{\ell\ell}$ windows of the edge signal regions and model-independent upper limits derived using pseudo-experiments. The $m_{\ell\ell}$ range is indicated in the leftmost column of the table, with units of GeV. Left to right: background-only model post-fit total expected background, with the combined statistical and systematic uncertainties; observed data; 95% CL upper limits on the visible cross-section ($\langle A\epsilon\sigma \rangle_{\text{obs}}^{95}$) and on the number of signal events (S_{obs}^{95}). The sixth column (S_{exp}^{95}) shows the expected 95% CL upper limit on the number of signal events, given the expected number (and $\pm 1\sigma$ excursions of the expectation) of background events. The last two columns indicate the confidence level of the background-only hypothesis (CL_b) and discovery p -value with the corresponding Gaussian significance ($Z(s=0)$). CL_b provides a measure of compatibility of the observed data with the signal strength hypothesis at the 95% CL limit relative to fluctuations of the background, and $p(s=0)$ measures compatibility of the observed data with the background-only hypothesis relative to fluctuations of the background. The p -value is capped at 0.5.

Signal Region	Total Bkg.	Data	$\langle A\epsilon\sigma \rangle_{\text{obs}}^{95}$ [fb]	S_{obs}^{95}	S_{exp}^{95}	CL_b	$p(s=0)$ (Z)
SRC-STR							
12–31	2.6 ± 1.3	2	0.03	4.7	$5.7^{+2.1}_{-1.5}$	0.33	0.50 (0.0)
12–61	6.3 ± 1.9	7	0.06	8.4	$8.3^{+3.1}_{-2.3}$	0.51	0.50 (0.0)
31–81	6.8 ± 2.8	9	0.08	11.0	$8.0^{+3.2}_{-1.7}$	0.83	0.18 (0.9)
81–	25.4 ± 3.5	27	0.12	16.4	$15.3^{+5.0}_{-4.6}$	0.61	0.34 (0.4)
SRLow-STR							
12–81	16.8 ± 2.6	18	0.09	12.6	$11.6^{+4.5}_{-3.6}$	0.61	0.39 (0.3)
101–201	12.0 ± 2.3	13	0.08	11.2	$9.6^{+3.8}_{-2.5}$	0.67	0.30 (0.5)
101–301	16.5 ± 2.6	20	0.11	15.4	$11.4^{+4.1}_{-3.6}$	0.84	0.17 (1.0)
301–	4.6 ± 1.4	6	0.07	9.5	$6.6^{+2.8}_{-1.8}$	0.85	0.09 (1.3)
SRMed-STR							
12–101	42 ± 5	38	0.10	13.6	$18.8^{+7.2}_{-5.0}$	0.15	0.50 (0.0)
101–	26 ± 4	27	0.12	16.7	$15.8^{+6.2}_{-4.2}$	0.56	0.41 (0.2)
SRHigh-STR							
12–301	22.7 ± 3.2	18	0.06	8.9	$13.0^{+5.8}_{-3.0}$	0.11	0.50 (0.0)
301–	1.5 ± 1.0	1	0.03	3.7	$4.4^{+1.8}_{-1.0}$	0.32	0.50 (0.0)
On-Z							
SRZLow-STR	33 ± 4	35	0.15	20.5	$17.0^{+5.4}_{-4.5}$	0.76	0.25 (0.7)
SRZMed-STR	15.2 ± 2.4	15	0.08	10.7	$10.3^{+4.4}_{-2.8}$	0.53	0.50 (0.0)
SRZHigh-STR	4.5 ± 1.2	3	0.04	5.0	$6.4^{+2.5}_{-1.9}$	0.24	0.50 (0.0)

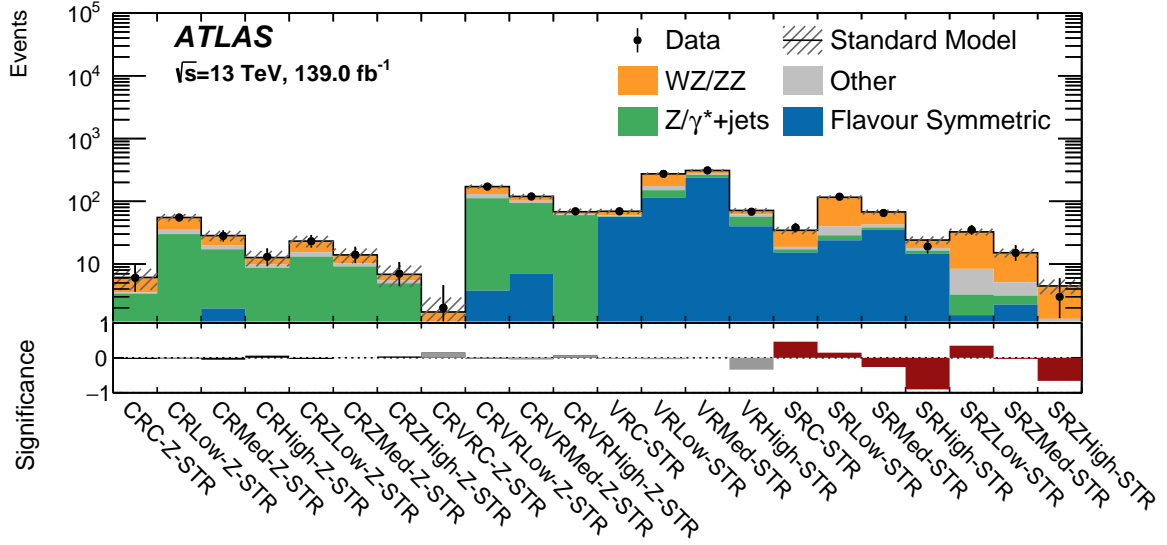


Figure 14: The observed and expected yields in the control regions (left), validation regions (middle), and signal regions (right) of the Strong search after a separate simultaneous fit to each signal region and control region pair. The hatched band includes the statistical and systematic uncertainties of the background prediction in each region. The significance of the difference between the observed data and the expected yield in each region is shown in the lower panel using the profile likelihood method of Ref. [128]; the colours black, grey, and red separate the CRs, VRs, and SRs, respectively. For the cases where the expected yield is larger than the data, a negative significance is shown. The absence of significant yield differences in the control regions is by construction.

10 Interpretation

This section contains the model-dependent interpretations of the EWK and Strong searches. The RJR search does not interpret any signal models as it is a model-independent follow-up to a previously observed excess. The exclusion contours are presented on a two-dimensional plane of sparticle masses, or in the case of the GMSB model the branching ratio to the $\tilde{\chi}_1^0$ to a Higgs boson and gravitino and the mass of the $\tilde{\chi}_1^0$. They are evaluated at 95% CL using the CL_s method. The dashed lines represent the expected exclusion contour given the background estimates and is surrounded by a yellow-shaded region identifying the $\pm 1\sigma$ variation of the median expected limit. The red solid line denotes the observed exclusion contours. Uncertainties in the signal cross-sections are not directly included in this contour, but instead shown as red dashed lines denoting $\pm 1\sigma$ variations of the signal cross-section. Grey-shaded areas cover regions excluded by previous similar analyses.

10.1 Electroweak search interpretation

This section presents mass and branching fraction exclusion limits for the C1N2 and GMSB models described in Section 2. All of the SRs and CRs are fitted simultaneously in order to test each model.

The left panel of Figure 15 shows the exclusion contours in the $m_{\tilde{\chi}_1^\pm, \tilde{\chi}_2^0} - m_{\tilde{\chi}_1^0}$ plane for the C1N2 model. Masses of the $\tilde{\chi}_2^0$ and $\tilde{\chi}_1^\pm$ up to 820 GeV (740 GeV expected) are excluded for $\tilde{\chi}_1^0$ masses up to 375 GeV. In the region where the Z boson decay is off-shell at $m_{\tilde{\chi}_2^0} = m_{\tilde{\chi}_1^\pm} = 100$ GeV, masses of the $\tilde{\chi}_1^0$ up to 100 GeV

are excluded. The observed limit at high $\tilde{\chi}_2^0$ and $\tilde{\chi}_1^\pm$ masses is stronger than expected due to the data event deficits observed in SR-High-EWK.

The right panel of Figure 15 shows the exclusion contours in the $m_{\tilde{\chi}_1^0}$ - $B(\tilde{\chi}_1^0 \rightarrow h\tilde{G})$ plane. For a branching fraction entirely to Z bosons, masses of the $\tilde{\chi}_1^0$ up to 900 GeV (800 GeV expected) are excluded. Branching fractions up to 95% (85% expected) of the $\tilde{\chi}_1^0$ to Higgs bosons are excluded for $\tilde{\chi}_1^0$ masses around 450 GeV. Sensitivity to models with decays entirely through Higgs bosons is limited since the majority of Higgs boson decays do not produce a dilepton system with a mass around the Z boson mass. The observed limit at moderate to high $\tilde{\chi}_1^0$ mass is stronger than expected due to the deficits observed in SR- $\ell\ell b\bar{b}$ -EWK and SR-High-EWK.

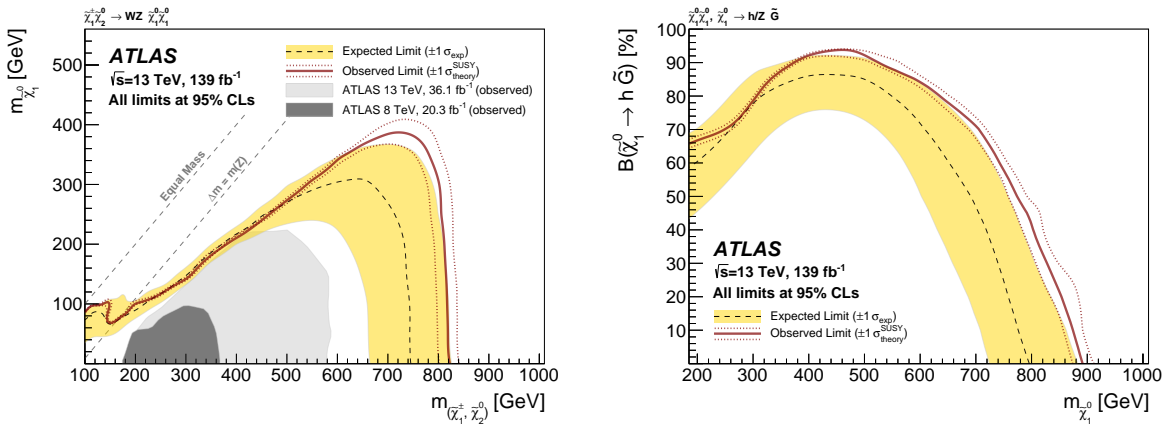


Figure 15: Expected and observed exclusion contours from the EWK analysis for the C1N2 model (left) and GMSB model (right). The dashed line indicates the expected limits at 95% CL and the surrounding band shows the 1σ variation of the expected limit as a consequence of the uncertainties in the background prediction and experimental uncertainties of the signal ($\pm 1\sigma_{\text{exp}}$). The red dotted lines surrounding the observed limit contours indicate the variation resulting from changing the signal cross-section within its uncertainty ($\pm 1\sigma_{\text{theory}}^{\text{SUSY}}$). The grey-shaded areas indicate observed limits on these models from the two-lepton channels in Ref. [22] and Ref. [129].

10.2 Strong search interpretation

This section presents mass exclusion limits for the squark- and gluino-initiated SUSY models described in Section 2. These model-dependent exclusion limits are computed separately for each SR, and then combined according to which SR has the best expected sensitivity for a particular set of the model parameters. This can result in sharp contour features where the best expected sensitivity switches between SRs with different data-to-background ratios. A shape fit of the binned $m_{\ell\ell}$ distribution and the $Z/\gamma^* + \text{jets}$ CR is performed for the four edge SRs, shown in Figure 13. A fit to the single-bin SR and its $Z/\gamma^* + \text{jets}$ CR is performed for three on- Z regions in Table 22.

The first plot in Figure 16 shows the exclusion contours in the $m(\tilde{g})$ - $m(\tilde{\chi}_1^0)$ plane for a simplified model where the gluino decays via sleptons. The limit is derived from only the four edge SRs. SRHigh-STR drives the limit for large splittings between the \tilde{g} and $\tilde{\chi}_1^0$ masses. Moving up in $\tilde{\chi}_1^0$ mass, SRLow-STR takes over around $m(\tilde{g}) = 2.0$ TeV, $m(\tilde{\chi}_1^0) = 0.8$ TeV. In SRLow-STR, the $m_{\ell\ell}$ bins above a value of 200 GeV have a slight excess, as seen in Table 23, hence the weaker observed exclusion limit in this part of the combined contour. The largest excluded gluino mass is observed (expected) to be 2.25 (2.20) TeV.

The second plot in Figure 16 shows the exclusion contours in the $m(\tilde{g})-m(\tilde{\chi}_1^0)$ plane for a simplified model where the gluino decays via a Z boson. The limit is derived using the four edge SRs and three on- Z SRs. The three kinks in the observed limit, from left to right, are the transition from SRLow-STR to SRZLow-STR, then to SRZMed-STR, and then to SRZHigh-STR. The largest excluded gluino mass is observed (expected) to be 1.95 (1.90) TeV.

The third plot in Figure 16 shows the exclusion contours in the $m(\tilde{q})-m(\tilde{\chi}_1^0)$ plane for a simplified model where the squark decays via a Z boson. As above, all of the SRs are included. The three kinks in the observed limit, from left to right, are the same transitions as in the $m(\tilde{g})-m(\tilde{\chi}_1^0)$ contour. The largest excluded squark mass is observed (expected) to be 1.55 (1.50) TeV.

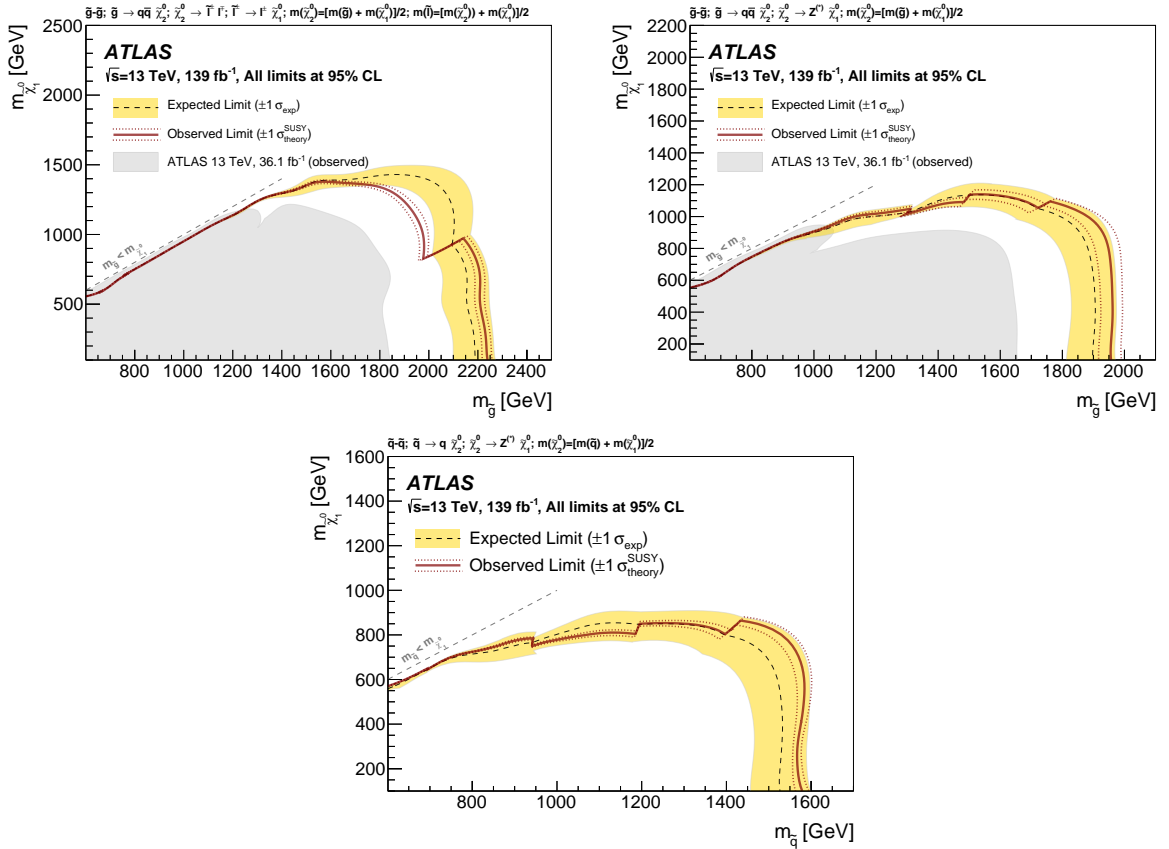


Figure 16: Expected and observed exclusion contours derived from the combination of all of the Strong search SRs for the $\tilde{g}-\tilde{\ell}$ (top-left), $\tilde{g}-Z$ (top-right), and $\tilde{q}-Z$ (bottom) models. The dashed line indicates the expected limits at 95% CL and the surrounding band shows the 1σ variation of the expected limit as a consequence of the uncertainties in the background prediction and experimental uncertainties of the signal ($\pm 1\sigma_{\text{exp}}$). The red dotted lines surrounding the observed limit contours indicate the variation resulting from changing the signal cross-section within its uncertainty ($\pm 1\sigma_{\text{theory}}^{\text{SUSY}}$). The grey-shaded area indicates the observed limits on these models from Ref. [23].

11 Conclusion

This paper presents searches for new phenomena in final states with exactly two oppositely charged same-flavour leptons, jets, and missing transverse momentum using the 139 fb $^{-1}$ Run 2 dataset of $\sqrt{s} = 13$ TeV

proton–proton collision data collected by the ATLAS detector at the LHC. The analysis is split into three searches, probing both strong and electroweak production of sparticles. The data are found to be consistent with SM expectations in each, and strong limits are set on possible beyond-the-SM contributions to the signal regions. The RJR search does not see significant excesses above the background expectation. Thus the small excesses in the two-lepton channel of the 36 fb^{-1} dataset did not persist with more data. The EWK search and Strong search interpret the data with simplified models inspired by SUSY and set exclusion limits on these models, expanding the sensitivity reach compared to previous analyses. The EWK search targets electroweak production of chargino–neutralino pairs and a GMSB model with higgsino NLSPs. Limits up to 820 GeV and 900 GeV are set on the masses of the mass-degenerate chargino/neutralino and higgsino NLSP respectively. This is an improvement on the previous result by roughly 200 GeV in chargino/neutralino masses. The EWK search covers masses and branching ratios of the GMSB model that are between the limits from the ATLAS four-lepton and all-hadronic searches. The Strong search targets strong production of gluino- or squark-pairs decaying via a Z boson or the NLSP to lepton-pairs and jets. Limits up to 2250 GeV and 1550 GeV are set on the masses of the gluino and squarks respectively. Compared to the previous result, the limits on the gluino mass improved by 400 GeV and the limits on squark masses by 300 GeV. Improvements to both the Strong and EWK searches result from the increased size of the dataset and subsequent optimizations of analysis requirements.

Acknowledgements

We thank CERN for the very successful operation of the LHC, as well as the support staff from our institutions without whom ATLAS could not be operated efficiently.

We acknowledge the support of ANPCyT, Argentina; YerPhI, Armenia; ARC, Australia; BMWFW and FWF, Austria; ANAS, Azerbaijan; CNPq and FAPESP, Brazil; NSERC, NRC and CFI, Canada; CERN; ANID, Chile; CAS, MOST and NSFC, China; Minciencias, Colombia; MEYS CR, Czech Republic; DNRf and DNSRC, Denmark; IN2P3-CNRS and CEA-DRF/IRFU, France; SRNSFG, Georgia; BMBF, HGF and MPG, Germany; GSRI, Greece; RGC and Hong Kong SAR, China; ISF and Benoziyo Center, Israel; INFN, Italy; MEXT and JSPS, Japan; CNRST, Morocco; NWO, Netherlands; RCN, Norway; MEiN, Poland; FCT, Portugal; MNE/IFA, Romania; MESTD, Serbia; MSSR, Slovakia; ARRS and MIZŠ, Slovenia; DSI/NRF, South Africa; MICINN, Spain; SRC and Wallenberg Foundation, Sweden; SERI, SNSF and Cantons of Bern and Geneva, Switzerland; MOST, Taiwan; TENMAK, Türkiye; STFC, United Kingdom; DOE and NSF, United States of America. In addition, individual groups and members have received support from BCKDF, CANARIE, Compute Canada and CRC, Canada; PRIMUS 21/SCI/017 and UNCE SCI/013, Czech Republic; COST, ERC, ERDF, Horizon 2020 and Marie Skłodowska-Curie Actions, European Union; Investissements d’Avenir Labex, Investissements d’Avenir IDEX and ANR, France; DFG and AvH Foundation, Germany; Herakleitos, Thales and Aristeia programmes co-financed by EU-ESF and the Greek NSRF, Greece; BSF-NSF and MINERVA, Israel; Norwegian Financial Mechanism 2014–2021, Norway; NCN and NAWA, Poland; La Caixa Banking Foundation, CERCA Programme Generalitat de Catalunya and PROMETEO and GenT Programmes Generalitat Valenciana, Spain; Göran Gustafssons Stiftelse, Sweden; The Royal Society and Leverhulme Trust, United Kingdom.

The crucial computing support from all WLCG partners is acknowledged gratefully, in particular from CERN, the ATLAS Tier-1 facilities at TRIUMF (Canada), NDGF (Denmark, Norway, Sweden), CC-IN2P3 (France), KIT/GridKA (Germany), INFN-CNAF (Italy), NL-T1 (Netherlands), PIC (Spain), ASGC

(Taiwan), RAL (UK) and BNL (USA), the Tier-2 facilities worldwide and large non-WLCG resource providers. Major contributors of computing resources are listed in Ref. [[130](#)].

References

- [1] Y. Golfand and E. Likhtman, *Extension of the Algebra of Poincare Group Generators and Violation of P Invariance*, JETP Lett. **13** (1971) 323, [Pisma Zh. Eksp. Teor. Fiz. **13** (1971) 452].
- [2] D. Volkov and V. Akulov, *Is the neutrino a goldstone particle?*, Phys. Lett. B **46** (1973) 109.
- [3] J. Wess and B. Zumino, *Supergauge transformations in four dimensions*, Nucl. Phys. B **70** (1974) 39.
- [4] J. Wess and B. Zumino, *Supergauge invariant extension of quantum electrodynamics*, Nucl. Phys. B **78** (1974) 1.
- [5] S. Ferrara and B. Zumino, *Supergauge invariant Yang-Mills theories*, Nucl. Phys. B **79** (1974) 413.
- [6] A. Salam and J. Strathdee, *Super-symmetry and non-Abelian gauges*, Phys. Lett. B **51** (1974) 353.
- [7] H. Goldberg, *Constraint on the Photino Mass from Cosmology*, Phys. Rev. Lett. **50** (1983) 1419, Erratum: Phys. Rev. Lett. **103** (2009) 099905.
- [8] J. Ellis, J. Hagelin, D. V. Nanopoulos, K. A. Olive and M. Srednicki, *Supersymmetric relics from the big bang*, Nucl. Phys. B **238** (1984) 453.
- [9] N. Sakai, *Naturalness in supersymmetric GUTS*, Z. Phys. C **11** (1981) 153.
- [10] S. Dimopoulos, S. Raby and F. Wilczek, *Supersymmetry and the scale of unification*, Phys. Rev. D **24** (1981) 1681.
- [11] L. E. Ibáñez and G. G. Ross, *Low-energy predictions in supersymmetric grand unified theories*, Phys. Lett. B **105** (1981) 439.
- [12] S. Dimopoulos and H. Georgi, *Softly broken supersymmetry and SU(5)*, Nucl. Phys. B **193** (1981) 150.
- [13] G. R. Farrar and P. Fayet, *Phenomenology of the production, decay, and detection of new hadronic states associated with supersymmetry*, Phys. Lett. B **76** (1978) 575.
- [14] ATLAS Collaboration, *The ATLAS Experiment at the CERN Large Hadron Collider*, JINST **3** (2008) S08003.
- [15] L. Evans and P. Bryant, *LHC Machine*, JINST **3** (2008) S08001.
- [16] P. Jackson and C. Rogan, *Recursive Jigsaw Reconstruction: HEP event analysis in the presence of kinematic and combinatoric ambiguities*, Phys. Rev. D **96** (2017) 112007, arXiv: 1705.10733 [hep-ph].
- [17] ATLAS Collaboration, *Search for chargino–neutralino production using recursive jigsaw reconstruction in final states with two or three charged leptons in proton–proton collisions at $\sqrt{s} = 13$ TeV with the ATLAS detector*, Phys. Rev. D **98** (2018) 092012, arXiv: 1806.02293 [hep-ex].
- [18] ATLAS Collaboration, *Search for chargino–neutralino pair production in final states with three leptons and missing transverse momentum in $\sqrt{s} = 13$ TeV pp collisions with the ATLAS detector*, Eur. Phys. J. C **81** (2021) 1118, arXiv: 2106.01676 [hep-ex].
- [19] M. Dine and W. Fischler, *A phenomenological model of particle physics based on supersymmetry*, Phys. Lett. B **110** (1982) 227.

- [20] L. Alvarez-Gaumé, M. Claudson and M. B. Wise, *Low-energy supersymmetry*, [Nucl. Phys. B **207** \(1982\) 96](#).
- [21] C. R. Nappi and B. A. Ovrut, *Supersymmetric extension of the $SU(3) \times SU(2) \times U(1)$ model*, [Phys. Lett. B **113** \(1982\) 175](#).
- [22] ATLAS Collaboration, *Search for electroweak production of supersymmetric particles in final states with two or three leptons at $\sqrt{s} = 13$ TeV with the ATLAS detector*, [Eur. Phys. J. C **78** \(2018\) 995](#), arXiv: [1803.02762 \[hep-ex\]](#).
- [23] ATLAS Collaboration, *Search for new phenomena using the invariant mass distribution of same-flavour opposite-sign dilepton pairs in events with missing transverse momentum in $\sqrt{s} = 13$ TeV pp collisions with the ATLAS detector*, [Eur. Phys. J. C **78** \(2018\) 625](#), arXiv: [1805.11381 \[hep-ex\]](#).
- [24] G. Cowan, K. Cranmer, E. Gross and O. Vitells, *Asymptotic formulae for likelihood-based tests of new physics*, [Eur. Phys. J. C **71** \(2011\) 1554](#), arXiv: [1007.1727 \[physics.data-an\]](#), Erratum: [Eur. Phys. J. C **73** \(2013\) 2501](#).
- [25] ATLAS Collaboration, *Search for supersymmetry in events with four or more charged leptons in 139fb^{-1} of $\sqrt{s} = 13$ TeV pp collisions with the ATLAS detector*, [JHEP **07** \(2021\) 167](#), arXiv: [2103.11684 \[hep-ex\]](#).
- [26] ATLAS Collaboration, *Search for charginos and neutralinos in final states with two boosted hadronically decaying bosons and missing transverse momentum in pp collisions at $\sqrt{s} = 13$ TeV with the ATLAS detector*, [Phys. Rev. D **104** \(2021\) 112010](#), arXiv: [2108.07586 \[hep-ex\]](#).
- [27] ATLAS Collaboration, *Search for squarks and gluinos in final states with one isolated lepton, jets, and missing transverse momentum at $\sqrt{s} = 13$ TeV with the ATLAS detector*, [Eur. Phys. J. C **81** \(2021\) 600](#), arXiv: [2101.01629 \[hep-ex\]](#), Erratum: [Eur. Phys. J. C **81** \(2021\) 956](#).
- [28] ATLAS Collaboration, *Search for squarks and gluinos in final states with jets and missing transverse momentum using 139fb^{-1} of $\sqrt{s} = 13$ TeV pp collision data with the ATLAS detector*, [JHEP **02** \(2021\) 143](#), arXiv: [2010.14293 \[hep-ex\]](#).
- [29] CMS Collaboration, *Search for supersymmetry in final states with two oppositely charged same-flavor leptons and missing transverse momentum in proton-proton collisions at $\sqrt{s} = 13$ TeV*, [JHEP **04** \(2021\) 123](#), arXiv: [2012.08600 \[hep-ex\]](#).
- [30] CMS Collaboration, *Search for electroweak production of charginos and neutralinos in proton-proton collisions at $\sqrt{s} = 13$ TeV*, (2021), arXiv: [2106.14246 \[hep-ex\]](#).
- [31] J. Alwall, M.-P. Le, M. Lisanti and J. G. Wacker, *Searching for directly decaying gluinos at the Tevatron*, [Phys. Lett. B **666** \(2008\) 34](#), arXiv: [0803.0019 \[hep-ph\]](#).
- [32] J. Alwall, P. Schuster and N. Toro, *Simplified models for a first characterization of new physics at the LHC*, [Phys. Rev. D **79** \(2009\) 075020](#), arXiv: [0810.3921 \[hep-ph\]](#).
- [33] D. Alves et al., *Simplified models for LHC new physics searches*, [J. Phys. G **39** \(2012\) 105005](#), arXiv: [1105.2838 \[hep-ph\]](#).

- [34] D. Alves, E. Izaguirre and J. Wacker, *Where the sidewalk ends: jets and missing energy search strategies for the 7 TeV LHC*, *JHEP* **10** (2011) 012, arXiv: [1102.5338 \[hep-ph\]](#).
- [35] F. E. Paige, *Determining SUSY particle masses at LHC*, eConf **C960625** (1996) SUP114, arXiv: [hep-ph/9609373](#).
- [36] ATLAS Collaboration, *ATLAS Insertable B-Layer: Technical Design Report*, ATLAS-TDR-19; CERN-LHCC-2010-013, 2010, URL: <https://cds.cern.ch/record/1291633>, Addendum: ATLAS-TDR-19-ADD-1; CERN-LHCC-2012-009, 2012, URL: <https://cds.cern.ch/record/1451888>.
- [37] B. Abbott et al., *Production and integration of the ATLAS Insertable B-Layer*, *JINST* **13** (2018) T05008, arXiv: [1803.00844 \[physics.ins-det\]](#).
- [38] ATLAS Collaboration, *The ATLAS Collaboration Software and Firmware*, ATL-SOFT-PUB-2021-001, 2021, URL: <https://cds.cern.ch/record/2767187>.
- [39] ATLAS Collaboration, *ATLAS data quality operations and performance for 2015–2018 data-taking*, *JINST* **15** (2020) P04003, arXiv: [1911.04632 \[physics.ins-det\]](#).
- [40] ATLAS Collaboration, *Luminosity determination in pp collisions at $\sqrt{s} = 13$ TeV using the ATLAS detector at the LHC*, ATLAS-CONF-2019-021, 2019, URL: <https://cds.cern.ch/record/2677054>.
- [41] G. Avoni et al., *The new LUCID-2 detector for luminosity measurement and monitoring in ATLAS*, *JINST* **13** (2018) P07017.
- [42] ATLAS Collaboration, *Performance of the ATLAS muon triggers in Run 2*, *JINST* **15** (2020) P09015, arXiv: [2004.13447 \[hep-ex\]](#).
- [43] ATLAS Collaboration, *Performance of electron and photon triggers in ATLAS during LHC Run 2*, *Eur. Phys. J. C* **80** (2020) 47, arXiv: [1909.00761 \[hep-ex\]](#).
- [44] E. Bothmann et al., *Event generation with Sherpa 2.2*, *SciPost Phys.* **7** (2019) 034, arXiv: [1905.09127 \[hep-ph\]](#).
- [45] P. Nason, *A new method for combining NLO QCD with shower Monte Carlo algorithms*, *JHEP* **11** (2004) 040, arXiv: [hep-ph/0409146](#).
- [46] S. Frixione, P. Nason and C. Oleari, *Matching NLO QCD computations with parton shower simulations: the POWHEG method*, *JHEP* **11** (2007) 070, arXiv: [0709.2092 \[hep-ph\]](#).
- [47] S. Alioli, P. Nason, C. Oleari and E. Re, *A general framework for implementing NLO calculations in shower Monte Carlo programs: the POWHEG BOX*, *JHEP* **06** (2010) 043, arXiv: [1002.2581 \[hep-ph\]](#).
- [48] T. Sjöstrand et al., *An introduction to PYTHIA 8.2*, *Comput. Phys. Commun.* **191** (2015) 159, arXiv: [1410.3012 \[hep-ph\]](#).
- [49] ATLAS Collaboration, *Simulation of top-quark production for the ATLAS experiment at $\sqrt{s} = 13$ TeV*, ATL-PHYS-PUB-2016-004, 2016, URL: <https://cds.cern.ch/record/2120417>.

- [50] M. Czakon, P. Fiedler and A. Mitov, *Total Top-Quark Pair-Production Cross Section at Hadron Colliders Through $O(\alpha_S^4)$* , *Phys. Rev. Lett.* **110** (2013) 252004, arXiv: [1303.6254 \[hep-ph\]](#).
- [51] M. Czakon and A. Mitov, *Top++: A Program for the Calculation of the Top-Pair Cross-Section at Hadron Colliders*, *Comput. Phys. Commun.* **185** (2014) 2930, arXiv: [1112.5675 \[hep-ph\]](#).
- [52] M. Cacciari, M. Czakon, M. Mangano, A. Mitov and P. Nason, *Top-pair production at hadron colliders with next-to-next-to-leading logarithmic soft-gluon resummation*, *Phys. Lett. B* **710** (2012) 612, arXiv: [1111.5869 \[hep-ph\]](#).
- [53] M. Czakon and A. Mitov, *NNLO corrections to top-pair production at hadron colliders: the all-fermionic scattering channels*, *JHEP* **12** (2012) 054, arXiv: [1207.0236 \[hep-ph\]](#).
- [54] M. Czakon and A. Mitov, *NNLO corrections to top pair production at hadron colliders: the quark-gluon reaction*, *JHEP* **01** (2013) 080, arXiv: [1210.6832 \[hep-ph\]](#).
- [55] ATLAS Collaboration, *ATLAS Pythia 8 tunes to 7 TeV data*, ATL-PHYS-PUB-2014-021, 2014, URL: <https://cds.cern.ch/record/1966419>.
- [56] R. D. Ball et al., *Parton distributions with LHC data*, *Nucl. Phys. B* **867** (2013) 244, arXiv: [1207.1303 \[hep-ph\]](#).
- [57] N. Kidonakis, *Two-loop soft anomalous dimensions for single top quark associated production with a W^- or H^-* , *Phys. Rev. D* **82** (2010) 054018, arXiv: [1005.4451 \[hep-ph\]](#).
- [58] N. Kidonakis, *Next-to-next-to-leading logarithm resummation for s-channel single top quark production*, *Phys. Rev. D* **81** (2010) 054028, arXiv: [1001.5034 \[hep-ph\]](#).
- [59] N. Kidonakis, *Next-to-next-to-leading-order collinear and soft gluon corrections for t-channel single top quark production*, *Phys. Rev. D* **83** (2011) 091503, arXiv: [1103.2792 \[hep-ph\]](#).
- [60] R. Frederix, E. Re and P. Torrielli, *Single-top t-channel hadroproduction in the four-flavour scheme with POWHEG and aMC@NLO*, *JHEP* **09** (2012) 130, arXiv: [1207.5391 \[hep-ph\]](#).
- [61] R. D. Ball et al., *Parton distributions for the LHC run II*, *JHEP* **04** (2015) 040, arXiv: [1410.8849 \[hep-ph\]](#).
- [62] ATLAS Collaboration, *Multi-boson simulation for 13 TeV ATLAS analyses*, ATL-PHYS-PUB-2016-002, 2016, URL: <https://cds.cern.ch/record/2119986>.
- [63] J. M. Campbell and R. K. Ellis, *Update on vector boson pair production at hadron colliders*, *Phys. Rev. D* **60** (1999) 113006, arXiv: [hep-ph/9905386](#).
- [64] J. M. Campbell, R. K. Ellis and C. Williams, *Vector boson pair production at the LHC*, *JHEP* **07** (2011) 018, arXiv: [1105.0020 \[hep-ph\]](#).
- [65] ATLAS Collaboration, *Monte Carlo Generators for the Production of a W or Z/ γ^* Boson in Association with Jets at ATLAS in Run 2*, ATL-PHYS-PUB-2016-003, 2016, URL: <https://cds.cern.ch/record/2120133>.

- [66] S. Catani, L. Cieri, G. Ferrera, D. de Florian and M. Grazzini, *Vector Boson Production at Hadron Colliders: A Fully Exclusive QCD Calculation at Next-to-Next-to-Leading Order*, [Phys. Rev. Lett. **103** \(2009\) 082001](#), arXiv: [0903.2120 \[hep-ph\]](#).
- [67] S. Catani and M. Grazzini, *Next-to-Next-to-Leading-Order Subtraction Formalism in Hadron Collisions and its Application to Higgs-Boson Production at the Large Hadron Collider*, [Phys. Rev. Lett. **98** \(2007\) 222002](#), arXiv: [hep-ph/0703012](#).
- [68] D. de Florian et al., *Handbook of LHC Higgs Cross Sections: 4. Deciphering the Nature of the Higgs Sector*, (2016), arXiv: [1610.07922 \[hep-ph\]](#).
- [69] ATLAS Collaboration, *Measurement of the Z/γ^* boson transverse momentum distribution in pp collisions at $\sqrt{s} = 7$ TeV with the ATLAS detector*, [JHEP **09** \(2014\) 145](#), arXiv: [1406.3660 \[hep-ex\]](#).
- [70] J. Pumplin et al., *New Generation of Parton Distributions with Uncertainties from Global QCD Analysis*, [JHEP **07** \(2002\) 012](#), arXiv: [hep-ph/0201195](#).
- [71] J. Alwall et al., *The automated computation of tree-level and next-to-leading order differential cross sections, and their matching to parton shower simulations*, [JHEP **07** \(2014\) 079](#), arXiv: [1405.0301 \[hep-ph\]](#).
- [72] P. Skands, S. Carrazza and J. Rojo, *Tuning PYTHIA 8.1: the Monash 2013 Tune*, [Eur. Phys. J. C **74** \(2014\) 3024](#), arXiv: [1404.5630 \[hep-ph\]](#).
- [73] R. Frederix, D. Pagani and M. Zaro, *Large NLO corrections in $t\bar{t}W^\pm$ and $t\bar{t}\bar{t}$ hadroproduction from supposedly subleading EW contributions*, [JHEP **02** \(2018\) 031](#), arXiv: [1711.02116 \[hep-ph\]](#).
- [74] ATLAS Collaboration, *Modelling of the $t\bar{t}H$ and $t\bar{t}V$ ($V = W, Z$) processes for $\sqrt{s} = 13$ TeV ATLAS analyses*, ATL-PHYS-PUB-2016-005, 2016, URL: <https://cds.cern.ch/record/2120826>.
- [75] M. V. Garzelli, A. Kardos, C. G. Papadopoulos and Z. Trocsanyi, *$t\bar{t}W^{+-}$ and $t\bar{t}Z$ Hadroproduction at NLO accuracy in QCD with Parton Shower and Hadronization effects*, [JHEP **11** \(2012\) 056](#), arXiv: [1208.2665 \[hep-ph\]](#).
- [76] J. M. Campbell and R. K. Ellis, *$t\bar{t}W^{+-}$ production and decay at NLO*, [JHEP **07** \(2012\) 052](#), arXiv: [1204.5678 \[hep-ph\]](#).
- [77] A. Lazopoulos, T. McElmurry, K. Melnikov and F. Petriello, *Next-to-leading order QCD corrections to $t\bar{t}Z$ production at the LHC*, [Phys. Lett. B **666** \(2008\) 62](#), arXiv: [0804.2220 \[hep-ph\]](#).
- [78] W. Beenakker et al., *Production of Charginos, Neutralinos, and Stopped Squarks at Hadron Colliders*, [Phys. Rev. Lett. **83** \(1999\) 3780](#), arXiv: [hep-ph/9906298](#),
Erratum: [Phys. Rev. Lett. **100** \(2008\) 029901](#).
- [79] J. Debove, B. Fuks and M. Klasen, *Threshold resummation for gaugino pair production at hadron colliders*, [Nucl. Phys. B **842** \(2011\) 51](#), arXiv: [1005.2909 \[hep-ph\]](#).
- [80] B. Fuks, M. Klasen, D. R. Lamprea and M. Rothering, *Gaugino production in proton-proton collisions at a center-of-mass energy of 8 TeV*, [JHEP **10** \(2012\) 081](#), arXiv: [1207.2159 \[hep-ph\]](#).

- [81] B. Fuks, M. Klasen, D. R. Lamprea and M. Rothering, *Precision predictions for electroweak superpartner production at hadron colliders with RESUMMINO*, *Eur. Phys. J. C* **73** (2013) 2480, arXiv: [1304.0790 \[hep-ph\]](#).
- [82] J. Fiaschi and M. Klasen, *Neutralino-chargino pair production at NLO+NLL with resummation-improved parton density functions for LHC Run II*, *Phys. Rev. D* **98** (2018) 055014, arXiv: [1805.11322 \[hep-ph\]](#).
- [83] C. Borschensky et al., *Squark and gluino production cross sections in pp collisions at $\sqrt{s} = 13, 14, 33$ and 100 TeV*, *Eur. Phys. J. C* **74** (2014) 3174, arXiv: [1407.5066 \[hep-ph\]](#).
- [84] W. Beenakker, C. Borschensky, M. Krämer, A. Kulesza and E. Laenen, *NNLL-fast: predictions for coloured supersymmetric particle production at the LHC with threshold and Coulomb resummation*, *JHEP* **12** (2016) 133, arXiv: [1607.07741 \[hep-ph\]](#).
- [85] W. Beenakker et al., *NNLL resummation for squark and gluino production at the LHC*, *JHEP* **12** (2014) 023, arXiv: [1404.3134 \[hep-ph\]](#).
- [86] W. Beenakker et al., *Towards NNLL resummation: hard matching coefficients for squark and gluino hadroproduction*, *JHEP* **10** (2013) 120, arXiv: [1304.6354 \[hep-ph\]](#).
- [87] W. Beenakker et al., *NNLL resummation for squark-antisquark pair production at the LHC*, *JHEP* **01** (2012) 076, arXiv: [1110.2446 \[hep-ph\]](#).
- [88] W. Beenakker et al., *Soft-gluon resummation for squark and gluino hadroproduction*, *JHEP* **12** (2009) 041, arXiv: [0909.4418 \[hep-ph\]](#).
- [89] A. Kulesza and L. Motyka, *Soft gluon resummation for the production of gluino-gluino and squark-antisquark pairs at the LHC*, *Phys. Rev. D* **80** (2009) 095004, arXiv: [0905.4749 \[hep-ph\]](#).
- [90] A. Kulesza and L. Motyka, *Threshold Resummation for Squark-Antisquark and Gluino-Pair Production at the LHC*, *Phys. Rev. Lett.* **102** (2009) 111802, arXiv: [0807.2405 \[hep-ph\]](#).
- [91] W. Beenakker, R. Höpker, M. Spira and P. Zerwas, *Squark and gluino production at hadron colliders*, *Nucl. Phys. B* **492** (1997) 51, arXiv: [hep-ph/9610490](#).
- [92] J. Butterworth et al., *PDF4LHC recommendations for LHC Run II*, *J. Phys. G* **43** (2016) 023001, arXiv: [1510.03865 \[hep-ph\]](#).
- [93] ATLAS Collaboration, *The ATLAS Simulation Infrastructure*, *Eur. Phys. J. C* **70** (2010) 823, arXiv: [1005.4568 \[physics.ins-det\]](#).
- [94] GEANT4 Collaboration, S. Agostinelli et al., *GEANT4 – a simulation toolkit*, *Nucl. Instrum. Meth. A* **506** (2003) 250.
- [95] ATLAS Collaboration, *Electron and photon performance measurements with the ATLAS detector using the 2015–2017 LHC proton–proton collision data*, *JINST* **14** (2019) P12006, arXiv: [1908.00005 \[hep-ex\]](#).
- [96] ATLAS Collaboration, *Muon reconstruction and identification efficiency in ATLAS using the full Run 2 pp collision data set at $\sqrt{s} = 13$ TeV*, *Eur. Phys. J. C* **81** (2021) 578, arXiv: [2012.00578 \[hep-ex\]](#).

- [97] ATLAS Collaboration, *Topological cell clustering in the ATLAS calorimeters and its performance in LHC Run 1*, [Eur. Phys. J. C **77** \(2017\) 490](#), arXiv: [1603.02934 \[hep-ex\]](#).
- [98] M. Cacciari, G. P. Salam and G. Soyez, *The anti- k_t jet clustering algorithm*, [JHEP **04** \(2008\) 063](#), arXiv: [0802.1189 \[hep-ph\]](#).
- [99] M. Cacciari and G. P. Salam, *Dispelling the N^3 myth for the k_t jet-finder*, [Phys. Lett. B **641** \(2006\) 57](#), arXiv: [hep-ph/0512210](#).
- [100] M. Cacciari, G. P. Salam and G. Soyez, *FastJet user manual*, [Eur. Phys. J. C **72** \(2012\) 1896](#), arXiv: [1111.6097 \[hep-ph\]](#).
- [101] ATLAS Collaboration, *Jet energy scale and resolution measured in proton–proton collisions at $\sqrt{s} = 13$ TeV with the ATLAS detector*, [Eur. Phys. J. C **81** \(2020\) 689](#), arXiv: [2007.02645 \[hep-ex\]](#).
- [102] ATLAS Collaboration, *Performance of pile-up mitigation techniques for jets in pp collisions at $\sqrt{s} = 8$ TeV using the ATLAS detector*, [Eur. Phys. J. C **76** \(2016\) 581](#), arXiv: [1510.03823 \[hep-ex\]](#).
- [103] ATLAS Collaboration, *Jet energy scale measurements and their systematic uncertainties in proton–proton collisions at $\sqrt{s} = 13$ TeV with the ATLAS detector*, [Phys. Rev. D **96** \(2017\) 072002](#), arXiv: [1703.09665 \[hep-ex\]](#).
- [104] ATLAS Collaboration, *Identification and rejection of pile-up jets at high pseudorapidity with the ATLAS detector*, [Eur. Phys. J. C **77** \(2017\) 580](#), arXiv: [1705.02211 \[hep-ex\]](#),
Erratum: [Eur. Phys. J. C **77** \(2017\) 712](#).
- [105] ATLAS Collaboration, *Characterisation and mitigation of beam-induced backgrounds observed in the ATLAS detector during the 2011 proton–proton run*, [JINST **8** \(2013\) P07004](#), arXiv: [1303.0223 \[hep-ex\]](#).
- [106] ATLAS Collaboration, *Selection of jets produced in 13 TeV proton–proton collisions with the ATLAS detector*, ATLAS-CONF-2015-029, 2015, URL: <https://cds.cern.ch/record/2037702>.
- [107] ATLAS Collaboration, *ATLAS b-jet identification performance and efficiency measurement with $t\bar{t}$ events in pp collisions at $\sqrt{s} = 13$ TeV*, [Eur. Phys. J. C **79** \(2019\) 970](#), arXiv: [1907.05120 \[hep-ex\]](#).
- [108] ATLAS Collaboration, *Calibration of light-flavour b-jet mistagging rates using ATLAS proton–proton collision data at $\sqrt{s} = 13$ TeV*, ATLAS-CONF-2018-006, 2018, URL: <https://cds.cern.ch/record/2314418>.
- [109] ATLAS Collaboration, *Performance of missing transverse momentum reconstruction with the ATLAS detector using proton–proton collisions at $\sqrt{s} = 13$ TeV*, [Eur. Phys. J. C **78** \(2018\) 903](#), arXiv: [1802.08168 \[hep-ex\]](#).
- [110] C. G. Lester and D. J. Summers, *Measuring masses of semiinvisibly decaying particles pair produced at hadron colliders*, [Phys. Lett. B **463** \(1999\) 99](#), arXiv: [hep-ph/9906349 \[hep-ph\]](#).
- [111] A. Barr, C. Lester and P. Stephens, *A variable for measuring masses at hadron colliders when missing energy is expected; m_{T2} : the truth behind the glamour*, [J. Phys. G **29** \(2003\) 2343](#), arXiv: [hep-ph/0304226 \[hep-ph\]](#).

- [112] *Object-based missing transverse momentum significance in the ATLAS detector*, tech. rep. ATLAS-CONF-2018-038, CERN, 2018, URL: <https://cds.cern.ch/record/2630948>.
- [113] P. Jackson, C. Rogan and M. Santoni, *Sparticles in motion: Analyzing compressed SUSY scenarios with a new method of event reconstruction*, *Phys. Rev. D* **95** (2017) 035031, ISSN: 2470-0029, arXiv: [1607.08307](https://arxiv.org/abs/1607.08307) [hep-ph], URL: <http://dx.doi.org/10.1103/PhysRevD.95.035031>.
- [114] M. Santoni, *Probing compressed mass spectra in electroweak supersymmetry with Recursive Jigsaw Reconstruction*, *JHEP* **05** (2018) 058, ISSN: 1029-8479, arXiv: [1712.00877](https://arxiv.org/abs/1712.00877) [hep-ph], URL: [http://dx.doi.org/10.1007/JHEP05\(2018\)058](http://dx.doi.org/10.1007/JHEP05(2018)058).
- [115] ATLAS Collaboration, *Search for a scalar partner of the top quark in the jets plus missing transverse momentum final state at $\sqrt{s} = 13$ TeV with the ATLAS detector*, *JHEP* **12** (2017) 085, arXiv: [1709.04183](https://arxiv.org/abs/1709.04183) [hep-ex].
- [116] ATLAS Collaboration, *Search for squarks and gluinos in final states with jets and missing transverse momentum using 36fb^{-1} of $\sqrt{s} = 13$ TeV pp collision data with the ATLAS detector*, *Phys. Rev. D* **97** (2018) 112001, arXiv: [1712.02332](https://arxiv.org/abs/1712.02332) [hep-ex].
- [117] ATLAS Collaboration, *Search for top-squark pair production in final states with one lepton, jets, and missing transverse momentum using 36fb^{-1} of $\sqrt{s} = 13$ TeV pp collision data with the ATLAS detector*, *JHEP* **06** (2018) 108, arXiv: [1711.11520](https://arxiv.org/abs/1711.11520) [hep-ex].
- [118] ATLAS Collaboration, *Estimation of non-prompt and fake lepton backgrounds in final states with top quarks produced in proton-proton collisions at $\sqrt{s} = 8$ TeV with the ATLAS Detector*, ATLAS-CONF-2014-058, 2014, URL: <https://cds.cern.ch/record/1951336>.
- [119] ATLAS Collaboration, *E_T^{miss} performance in the ATLAS detector using 2015–2016 LHC pp collisions*, ATLAS-CONF-2018-023, 2018, URL: <https://cds.cern.ch/record/2625233>.
- [120] J. Bellm et al., *Herwig 7.0/Herwig++ 3.0 release note*, *Eur. Phys. J. C* **76** (2016) 196, arXiv: [1512.01178](https://arxiv.org/abs/1512.01178) [hep-ph].
- [121] J. Butterworth et al., *PDF4LHC recommendations for LHC Run II*, *J. Phys. G* **43** (2016) 023001, arXiv: [1510.03865](https://arxiv.org/abs/1510.03865) [hep-ph].
- [122] M. Baak et al., *HistFitter software framework for statistical data analysis*, *Eur. Phys. J. C* **75** (2015) 153, arXiv: [1410.1280](https://arxiv.org/abs/1410.1280) [hep-ex].
- [123] W. Verkerke and D. Kirkby, *The RooFit toolkit for data modeling*, 2003, arXiv: [physics/0306116](https://arxiv.org/abs/physics/0306116) [physics.data-an].
- [124] L. Moneta et al., *The RooStats Project*, *PoS ACAT2010* (2010) 057, ed. by T. Speer et al., arXiv: [1009.1003](https://arxiv.org/abs/1009.1003) [physics.data-an].
- [125] K. Cranmer, G. Lewis, L. Moneta, A. Shibata and W. Verkerke, *HistFactory: A tool for creating statistical models for use with RooFit and RooStats*, tech. rep., New York U., 2012, URL: <https://cds.cern.ch/record/1456844>.
- [126] R. Brun and F. Rademakers, *ROOT – An object oriented data analysis framework*, *Nucl. Instrum. Meth. A* **389** (1997) 81, ISSN: 0168-9002.
- [127] A. L. Read, *Presentation of search results: the CL_S technique*, *J. Phys. G* **28** (2002) 2693.

- [128] R. D. Cousins, J. T. Linnemann and J. Tucker,
Evaluation of three methods for calculating statistical significance when incorporating a systematic uncertainty into a test of the background-only hypothesis for a Poisson process,
Nucl. Instrum. Meth. A **595** (2008) 480, arXiv: [physics/0702156 \[physics.data-an\]](#).
- [129] ATLAS Collaboration,
Search for direct production of charginos, neutralinos and sleptons in final states with two leptons and missing transverse momentum in pp collisions at $\sqrt{s} = 8$ TeV with the ATLAS detector,
JHEP **05** (2014) 071, arXiv: [1403.5294 \[hep-ex\]](#).
- [130] ATLAS Collaboration, *ATLAS Computing Acknowledgements*, ATL-SOFT-PUB-2021-003, 2021,
URL: <https://cds.cern.ch/record/2776662>.

The ATLAS Collaboration

G. Aad ¹⁰¹, B. Abbott ¹¹⁹, D.C. Abbott ¹⁰², A. Abed Abud ³⁶, K. Abeling ⁵⁵,
D.K. Abhayasinghe ⁹⁴, S.H. Abidi ²⁹, A. Aboulhorma ^{35e}, H. Abramowicz ¹⁵⁰, H. Abreu ¹⁴⁹,
Y. Abulaiti ¹¹⁶, A.C. Abusleme Hoffman ^{136a}, B.S. Acharya ^{68a,68b,o}, B. Achkar ⁵⁵, L. Adam ⁹⁹,
C. Adam Bourdarios ⁴, L. Adamczyk ^{84a}, L. Adamek ¹⁵⁴, S.V. Addepalli ²⁶, J. Adelman ¹¹⁴,
A. Adiguzel ^{21c}, S. Adorni ⁵⁶, T. Adye ¹³³, A.A. Affolder ¹³⁵, Y. Afik ³⁶, C. Agapopoulou ⁶⁶,
M.N. Agaras ¹³, J. Agarwala ^{72a,72b}, A. Aggarwal ⁹⁹, C. Agheorghiesei ^{27c},
J.A. Aguilar-Saavedra ^{129f,129a,w}, A. Ahmad ³⁶, F. Ahmadov ^{38,u}, W.S. Ahmed ¹⁰³, X. Ai ⁴⁸,
G. Aielli ^{75a,75b}, I. Aizenberg ¹⁶⁷, M. Akbiyik ⁹⁹, T.P.A. Åkesson ⁹⁷, A.V. Akimov ³⁷,
K. Al Khoury ⁴¹, G.L. Alberghi ^{23b}, J. Albert ¹⁶³, P. Albicocco ⁵³, M.J. Alconada Verzini ⁸⁹,
S. Alderweireldt ⁵², M. Aleksa ³⁶, I.N. Aleksandrov ³⁸, C. Alexa ^{27b}, T. Alexopoulos ¹⁰,
A. Alfonsi ¹¹³, F. Alfonsi ^{23b}, M. Alhroob ¹¹⁹, B. Ali ¹³¹, S. Ali ¹⁴⁷, M. Aliev ³⁷,
G. Alimonti ^{70a}, C. Allaire ³⁶, B.M.M. Allbrooke ¹⁴⁵, P.P. Allport ²⁰, A. Aloisio ^{71a,71b},
F. Alonso ⁸⁹, C. Alpigiani ¹³⁷, E. Alunno Camelia ^{75a,75b}, M. Alvarez Estevez ⁹⁸,
M.G. Alvigi ^{71a,71b}, Y. Amaral Coutinho ^{81b}, A. Ambler ¹⁰³, L. Ambroz ¹²⁵, C. Amelung ³⁶,
D. Amidei ¹⁰⁵, S.P. Amor Dos Santos ^{129a}, S. Amoroso ⁴⁸, K.R. Amos ¹⁶¹, C.S. Amrouche ⁵⁶,
V. Ananiev ¹²⁴, C. Anastopoulos ¹³⁸, N. Andari ¹³⁴, T. Andeen ¹¹, J.K. Anders ¹⁹,
S.Y. Andreev ^{47a,47b}, A. Andreatza ^{70a,70b}, S. Angelidakis ⁹, A. Angerami ⁴¹, A.V. Anisenkov ³⁷,
A. Annovi ^{73a}, C. Antel ⁵⁶, M.T. Anthony ¹³⁸, E. Antipov ¹²⁰, M. Antonelli ⁵³,
D.J.A. Antrim ^{17a}, F. Anulli ^{74a}, M. Aoki ⁸², J.A. Aparisi Pozo ¹⁶¹, M.A. Aparo ¹⁴⁵,
L. Aperio Bella ⁴⁸, N. Aranzabal ³⁶, V. Araujo Ferraz ^{81a}, C. Arcangeletti ⁵³, A.T.H. Arce ⁵¹,
E. Arena ⁹¹, J-F. Arguin ¹⁰⁷, S. Argyropoulos ⁵⁴, J.-H. Arling ⁴⁸, A.J. Armbruster ³⁶,
O. Arnaez ¹⁵⁴, H. Arnold ¹¹³, Z.P. Arrubarrena Tame ¹⁰⁸, G. Artoni ^{74a,74b}, H. Asada ¹¹⁰,
K. Asai ¹¹⁷, S. Asai ¹⁵², N.A. Asbah ⁶¹, E.M. Asimakopoulou ¹⁵⁹, J. Assahsah ^{35d},
K. Assamagan ²⁹, R. Astalos ^{28a}, R.J. Atkin ^{33a}, M. Atkinson ¹⁶⁰, N.B. Atlay ¹⁸, H. Atmani ^{62b},
P.A. Atmasiddha ¹⁰⁵, K. Augsten ¹³¹, S. Auricchio ^{71a,71b}, V.A. Austrup ¹⁶⁹, G. Avner ¹⁴⁹,
G. Avolio ³⁶, M.K. Ayoub ^{14c}, G. Azuelos ^{107,ab}, D. Babal ^{28a}, H. Bachacou ¹³⁴, K. Bachas ¹⁵¹,
A. Bachi ³⁴, F. Backman ^{47a,47b}, A. Badea ⁶¹, P. Bagnaia ^{74a,74b}, M. Bahmani ¹⁸,
A.J. Bailey ¹⁶¹, V.R. Bailey ¹⁶⁰, J.T. Baines ¹³³, C. Bakalis ¹⁰, O.K. Baker ¹⁷⁰, P.J. Bakker ¹¹³,
E. Bakos ¹⁵, D. Bakshi Gupta ⁸, S. Balaji ¹⁴⁶, R. Balasubramanian ¹¹³, E.M. Baldin ³⁷,
P. Balek ¹³², E. Ballabene ^{70a,70b}, F. Balli ¹³⁴, L.M. Baltes ^{63a}, W.K. Balunas ³², J. Balz ⁹⁹,
E. Banas ⁸⁵, M. Bandieramonte ¹²⁸, A. Bandyopadhyay ²⁴, S. Bansal ²⁴, L. Barak ¹⁵⁰,
E.L. Barberio ¹⁰⁴, D. Barberis ^{57b,57a}, M. Barbero ¹⁰¹, G. Barbour ⁹⁵, K.N. Barends ^{33a},
T. Barillari ¹⁰⁹, M-S. Barisits ³⁶, J. Barkeloo ¹²², T. Barklow ¹⁴², R.M. Barnett ^{17a}, P. Baron ¹²¹,
A. Baroncelli ^{62a}, G. Barone ²⁹, A.J. Barr ¹²⁵, L. Barranco Navarro ^{47a,47b}, F. Barreiro ⁹⁸,
J. Barreiro Guimarães da Costa ^{14a}, U. Barron ¹⁵⁰, S. Barsov ³⁷, F. Bartels ^{63a}, R. Bartoldus ¹⁴²,
G. Bartolini ¹⁰¹, A.E. Barton ⁹⁰, P. Bartos ^{28a}, A. Basalae ⁴⁸, A. Basan ⁹⁹, M. Baselga ⁴⁸,
I. Bashta ^{76a,76b}, A. Bassalat ^{66,x}, M.J. Basso ¹⁵⁴, C.R. Basson ¹⁰⁰, R.L. Bates ⁵⁹,
S. Batlamous ^{35e}, J.R. Batley ³², B. Batool ¹⁴⁰, M. Battaglia ¹³⁵, M. Bauge ^{74a,74b}, F. Bauer ^{134,*},
P. Bauer ²⁴, A. Bayirli ^{21a}, J.B. Beacham ⁵¹, T. Beau ¹²⁶, P.H. Beauchemin ¹⁵⁷, F. Becherer ⁵⁴,
P. Bechtel ²⁴, H.P. Beck ^{19,p}, K. Becker ¹⁶⁵, C. Becot ⁴⁸, A.J. Beddall ^{21d}, V.A. Bednyakov ³⁸,
C.P. Bee ¹⁴⁴, L.J. Beamster ¹⁵, T.A. Beermann ³⁶, M. Begalli ^{81b}, M. Begel ²⁹, A. Behera ¹⁴⁴,
J.K. Behr ⁴⁸, C. Beirao Da Cruz E Silva ³⁶, J.F. Beirer ^{55,36}, F. Beisiegel ²⁴, M. Belfkir ^{115b},
G. Bella ¹⁵⁰, L. Bellagamba ^{23b}, A. Bellerive ³⁴, P. Bellos ²⁰, K. Beloborodov ³⁷,
K. Belotskiy ³⁷, N.L. Belyaev ³⁷, D. Benchekroun ^{35a}, Y. Benhammou ¹⁵⁰, D.P. Benjamin ²⁹,

M. Benoit ²⁹, J.R. Bensinger ²⁶, S. Bentvelsen ¹¹³, L. Beresford ³⁶, M. Beretta ⁵³, D. Berge ¹⁸,
E. Bergeaas Kuutmann ¹⁵⁹, N. Berger ⁴, B. Bergmann ¹³¹, L.J. Bergsten ²⁶, J. Beringer ^{17a},
S. Berlendis ⁷, G. Bernardi ⁵, C. Bernius ¹⁴², F.U. Bernlochner ²⁴, T. Berry ⁹⁴, P. Berta ¹³²,
A. Berthold ⁵⁰, I.A. Bertram ⁹⁰, O. Bessidskaia Bylund ¹⁶⁹, S. Bethke ¹⁰⁹, A. Betti ⁴⁴,
A.J. Bevan ⁹³, S. Bhatta ¹⁴⁴, D.S. Bhattacharya ¹⁶⁴, P. Bhattarai ²⁶, V.S. Bhopatkar ⁶, R. Bi ¹²⁸,
R. Bi ²⁹, R.M. Bianchi ¹²⁸, O. Biebel ¹⁰⁸, R. Bielski ¹²², N.V. Biesuz ^{73a,73b}, M. Biglietti ^{76a},
T.R.V. Billoud ¹³¹, M. Bindi ⁵⁵, A. Bingul ^{21b}, C. Bini ^{74a,74b}, S. Biondi ^{23b,23a}, A. Biondini ⁹¹,
C.J. Birch-sykes ¹⁰⁰, G.A. Bird ^{20,133}, M. Birman ¹⁶⁷, T. Bisanz ³⁶, D. Biswas ^{168,k},
A. Bitadze ¹⁰⁰, K. Bjørke ¹²⁴, I. Bloch ⁴⁸, C. Blocker ²⁶, A. Blue ⁵⁹, U. Blumenschein ⁹³,
J. Blumenthal ⁹⁹, G.J. Bobbink ¹¹³, V.S. Bobrovnikov ³⁷, M. Boehler ⁵⁴, D. Bogavac ¹³,
A.G. Bogdanchikov ³⁷, C. Bohm ^{47a}, V. Boisvert ⁹⁴, P. Bokan ⁴⁸, T. Bold ^{84a}, M. Bomben ⁵,
M. Bona ⁹³, M. Boonekamp ¹³⁴, C.D. Booth ⁹⁴, A.G. Borbély ⁵⁹, H.M. Borecka-Bielska ¹⁰⁷,
L.S. Borgna ⁹⁵, G. Borissov ⁹⁰, D. Bortoletto ¹²⁵, D. Boscherini ^{23b}, M. Bosman ¹³,
J.D. Bossio Sola ³⁶, K. Bouaouda ^{35a}, J. Boudreau ¹²⁸, E.V. Bouhova-Thacker ⁹⁰,
D. Boumediene ⁴⁰, R. Bouquet ⁵, A. Boveia ¹¹⁸, J. Boyd ³⁶, D. Boye ²⁹, I.R. Boyko ³⁸,
J. Bracinik ²⁰, N. Brahimy ^{62d,62c}, G. Brandt ¹⁶⁹, O. Brandt ³², F. Braren ⁴⁸, B. Brau ¹⁰²,
J.E. Brau ¹²², W.D. Breaden Madden ⁵⁹, K. Brendlinger ⁴⁸, R. Brenner ¹⁶⁷, L. Brenner ³⁶,
R. Brenner ¹⁵⁹, S. Bressler ¹⁶⁷, B. Brickwedde ⁹⁹, D. Britton ⁵⁹, D. Britzger ¹⁰⁹, I. Brock ²⁴,
G. Brooijmans ⁴¹, W.K. Brooks ^{136f}, E. Brost ²⁹, P.A. Bruckman de Renstrom ⁸⁵, B. Brüers ⁴⁸,
D. Bruncko ^{28b,*}, A. Bruni ^{23b}, G. Bruni ^{23b}, M. Bruschi ^{23b}, N. Brusino ^{74a,74b},
L. Bryngemark ¹⁴², T. Buanes ¹⁶, Q. Buat ¹³⁷, P. Buchholz ¹⁴⁰, A.G. Buckley ⁵⁹,
I.A. Budagov ^{38,*}, M.K. Bugge ¹²⁴, O. Bulekov ³⁷, B.A. Bullard ⁶¹, S. Burdin ⁹¹,
C.D. Burgard ⁴⁸, A.M. Burger ¹²⁰, B. Burghgrave ⁸, J.T.P. Burr ³², C.D. Burton ¹¹,
J.C. Burzynski ¹⁴¹, E.L. Busch ⁴¹, V. Büscher ⁹⁹, P.J. Bussey ⁵⁹, J.M. Butler ²⁵, C.M. Buttar ⁵⁹,
J.M. Butterworth ⁹⁵, W. Buttinger ¹³³, C.J. Buxo Vazquez ¹⁰⁶, A.R. Buzykaev ³⁷, G. Cabras ^{23b},
S. Cabrera Urbán ¹⁶¹, D. Caforio ⁵⁸, H. Cai ¹²⁸, Y. Cai ^{14a,14d}, V.M.M. Cairo ¹⁴², O. Cakir ^{3a},
N. Calace ³⁶, P. Calafiura ^{17a}, G. Calderini ¹²⁶, P. Calfayan ⁶⁷, G. Callea ⁵⁹, L.P. Caloba ^{81b},
D. Calvet ⁴⁰, S. Calvet ⁴⁰, T.P. Calvet ¹⁰¹, M. Calvetti ^{73a,73b}, R. Camacho Toro ¹²⁶,
S. Camarda ³⁶, D. Camarero Munoz ⁹⁸, P. Camarri ^{75a,75b}, M.T. Camerlingo ^{76a,76b},
D. Cameron ¹²⁴, C. Camincher ¹⁶³, M. Campanelli ⁹⁵, A. Camplani ⁴², V. Canale ^{71a,71b},
A. Canesse ¹⁰³, M. Cano Bret ⁷⁹, J. Cantero ⁹⁸, Y. Cao ¹⁶⁰, F. Capocasa ²⁶, M. Capua ^{43b,43a},
A. Carbone ^{70a,70b}, R. Cardarelli ^{75a}, J.C.J. Cardenas ⁸, F. Cardillo ¹⁶¹, T. Carli ³⁶,
G. Carlino ^{71a}, B.T. Carlson ¹²⁸, E.M. Carlson ^{163,155a}, L. Carminati ^{70a,70b}, M. Carnesale ^{74a,74b},
S. Caron ¹¹², E. Carquin ^{136f}, S. Carrá ⁴⁸, G. Carratta ^{23b,23a}, J.W.S. Carter ¹⁵⁴, T.M. Carter ⁵²,
D. Casadei ^{33c}, M.P. Casado ^{13,h}, A.F. Casha ¹⁵⁴, E.G. Castiglia ¹⁷⁰, F.L. Castillo ^{63a},
L. Castillo Garcia ¹³, V. Castillo Gimenez ¹⁶¹, N.F. Castro ^{129a,129e}, A. Catinaccio ³⁶,
J.R. Catmore ¹²⁴, V. Cavaliere ²⁹, N. Cavalli ^{23b,23a}, V. Cavasinni ^{73a,73b}, E. Celebi ^{21a},
F. Celli ¹²⁵, M.S. Centonze ^{69a,69b}, K. Cerny ¹²¹, A.S. Cerqueira ^{81a}, A. Cerri ¹⁴⁵,
L. Cerrito ^{75a,75b}, F. Cerutti ^{17a}, A. Cervelli ^{23b}, S.A. Cetin ^{21d}, Z. Chadi ^{35a},
D. Chakraborty ¹¹⁴, M. Chala ^{129f}, J. Chan ¹⁶⁸, W.S. Chan ¹¹³, W.Y. Chan ⁹¹, J.D. Chapman ³²,
B. Chargeishvili ^{148b}, D.G. Charlton ²⁰, T.P. Charman ⁹³, M. Chatterjee ¹⁹, S. Chekanov ⁶,
S.V. Chekulaev ^{155a}, G.A. Chelkov ^{38,a}, A. Chen ¹⁰⁵, B. Chen ¹⁵⁰, B. Chen ¹⁶³, C. Chen ^{62a},
H. Chen ^{14c}, H. Chen ²⁹, J. Chen ^{62c}, J. Chen ²⁶, S. Chen ¹²⁷, S.J. Chen ^{14c}, X. Chen ^{62c},
X. Chen ^{14b,aa}, Y. Chen ^{62a}, C.L. Cheng ¹⁶⁸, H.C. Cheng ^{64a}, A. Cheplakov ³⁸,
E. Cheremushkina ⁴⁸, E. Cherepanova ³⁸, R. Cherkaoui El Moursli ^{35e}, E. Cheu ⁷, K. Cheung ⁶⁵,
L. Chevalier ¹³⁴, V. Chiarella ⁵³, G. Chiarelli ^{73a}, G. Chiodini ^{69a}, A.S. Chisholm ²⁰,
A. Chitan ^{27b}, Y.H. Chiu ¹⁶³, M.V. Chizhov ³⁸, K. Choi ¹¹, A.R. Chomont ^{74a,74b}, Y. Chou ¹⁰²,

E.Y.S. Chow [ID113](#), T. Chowdhury [ID33g](#), L.D. Christopher [ID33g](#), M.C. Chu [ID64a](#), X. Chu [ID14a,14d](#),
 J. Chudoba [ID130](#), J.J. Chwastowski [ID85](#), D. Cieri [ID109](#), K.M. Ciesla [ID85](#), V. Cindro [ID92](#), A. Cicio [ID17a](#),
 F. Cirotto [ID71a,71b](#), Z.H. Citron [ID167,1](#), M. Citterio [ID70a](#), D.A. Ciubotaru [ID27b](#), B.M. Ciungu [ID154](#),
 A. Clark [ID56](#), P.J. Clark [ID52](#), J.M. Clavijo Columbie [ID48](#), S.E. Clawson [ID100](#), C. Clement [ID47a,47b](#),
 L. Clissa [ID23b,23a](#), Y. Coadou [ID101](#), M. Cobal [ID68a,68c](#), A. Coccaro [ID57b](#), R.F. Coelho Barrue [ID129a](#),
 R. Coelho Lopes De Sa [ID102](#), S. Coelli [ID70a](#), H. Cohen [ID150](#), A.E.C. Coimbra [ID36](#), B. Cole [ID41](#),
 J. Collot [ID60](#), P. Conde Muiño [ID129a,129g](#), S.H. Connell [ID33c](#), I.A. Connelly [ID59](#), E.I. Conroy [ID125](#),
 F. Conventi [ID71a,ac](#), H.G. Cooke [ID20](#), A.M. Cooper-Sarkar [ID125](#), F. Cormier [ID162](#), L.D. Corpe [ID36](#),
 M. Corradi [ID74a,74b](#), E.E. Corrigan [ID97](#), F. Corriveau [ID103,t](#), M.J. Costa [ID161](#), F. Costanza [ID4](#),
 D. Costanzo [ID138](#), B.M. Cote [ID118](#), G. Cowan [ID94](#), J.W. Cowley [ID32](#), K. Cranmer [ID116](#),
 S. Crépe-Renaudin [ID60](#), F. Crescioli [ID126](#), M. Cristinziani [ID140](#), M. Cristoforetti [ID77a,77b,c](#), V. Croft [ID157](#),
 G. Crosetti [ID43b,43a](#), A. Cueto [ID36](#), T. Cuhadar Donszelmann [ID158](#), H. Cui [ID14a,14d](#), Z. Cui [ID7](#),
 A.R. Cukierman [ID142](#), W.R. Cunningham [ID59](#), F. Curcio [ID43b,43a](#), P. Czodrowski [ID36](#), M.M. Czurylo [ID63b](#),
 M.J. Da Cunha Sargedas De Sousa [ID62a](#), J.V. Da Fonseca Pinto [ID81b](#), C. Da Via [ID100](#), W. Dabrowski [ID84a](#),
 T. Dado [ID49](#), S. Dahbi [ID33g](#), T. Dai [ID105](#), C. Dallapiccola [ID102](#), M. Dam [ID42](#), G. D'amen [ID29](#),
 V. D'Amico [ID76a,76b](#), J. Damp [ID99](#), J.R. Dandoy [ID127](#), M.F. Daneri [ID30](#), M. Danninger [ID141](#), V. Dao [ID36](#),
 G. Darbo [ID57b](#), S. Darmora [ID6](#), A. Dattagupta [ID122](#), S. D'Auria [ID70a,70b](#), C. David [ID155b](#),
 T. Davidek [ID132](#), D.R. Davis [ID51](#), B. Davis-Purcell [ID34](#), I. Dawson [ID93](#), K. De [ID8](#), R. De Asmundis [ID71a](#),
 M. De Beurs [ID113](#), S. De Castro [ID23b,23a](#), N. De Groot [ID112](#), P. de Jong [ID113](#), H. De la Torre [ID106](#),
 A. De Maria [ID14c](#), A. De Salvo [ID74a](#), U. De Sanctis [ID75a,75b](#), M. De Santis [ID75a,75b](#), A. De Santo [ID145](#),
 J.B. De Vivie De Regie [ID60](#), D.V. Dedovich [ID38](#), J. Degens [ID113](#), A.M. Deiana [ID44](#), J. Del Peso [ID98](#),
 F. Del Rio [ID63a](#), F. Deliot [ID134](#), C.M. Delitzsch [ID49](#), M. Della Pietra [ID71a,71b](#), D. Della Volpe [ID56](#),
 A. Dell'Acqua [ID36](#), L. Dell'Asta [ID70a,70b](#), M. Delmastro [ID4](#), P.A. Delsart [ID60](#), S. Demers [ID170](#),
 M. Demichev [ID38](#), S.P. Denisov [ID37](#), L. D'Eramo [ID114](#), D. Derendarz [ID85](#), F. Derue [ID126](#), P. Dervan [ID91](#),
 K. Desch [ID24](#), K. Dette [ID154](#), C. Deutsch [ID24](#), P.O. Deviveiros [ID36](#), F.A. Di Bello [ID74a,74b](#),
 A. Di Ciaccio [ID75a,75b](#), L. Di Ciaccio [ID4](#), A. Di Domenico [ID74a,74b](#), C. Di Donato [ID71a,71b](#),
 A. Di Girolamo [ID36](#), G. Di Gregorio [ID73a,73b](#), A. Di Luca [ID77a,77b,c](#), B. Di Micco [ID76a,76b](#),
 R. Di Nardo [ID76a,76b](#), C. Diaconu [ID101](#), F.A. Dias [ID113](#), T. Dias Do Vale [ID141](#), M.A. Diaz [ID136a,136b](#),
 F.G. Diaz Capriles [ID24](#), M. Didenko [ID161](#), E.B. Diehl [ID105](#), S. Díez Cornell [ID48](#), C. Diez Pardos [ID140](#),
 C. Dimitriadi [ID24,159](#), A. Dimitrievska [ID17a](#), W. Ding [ID14b](#), J. Dingfelder [ID24](#), I-M. Dinu [ID27b](#),
 S.J. Dittmeier [ID63b](#), F. Dittus [ID36](#), F. Djama [ID101](#), T. Djobava [ID148b](#), J.I. Djuvslund [ID16](#),
 D. Dodsworth [ID26](#), C. Doglioni [ID100,97](#), J. Dolejsi [ID132](#), Z. Dolezal [ID132](#), M. Donadelli [ID81c](#),
 B. Dong [ID62c](#), J. Donini [ID40](#), A. D'Onofrio [ID14c](#), M. D'Onofrio [ID91](#), J. Dopke [ID133](#), A. Doria [ID71a](#),
 M.T. Dova [ID89](#), A.T. Doyle [ID59](#), E. Drechsler [ID141](#), E. Dreyer [ID167](#), A.S. Drobac [ID157](#), D. Du [ID62a](#),
 T.A. du Pree [ID113](#), F. Dubinin [ID37](#), M. Dubovsky [ID28a](#), E. Duchovni [ID167](#), G. Duckeck [ID108](#),
 O.A. Ducu [ID36,27b](#), D. Duda [ID109](#), A. Dudarev [ID36](#), M. D'uffizi [ID100](#), L. Dufflot [ID66](#), M. Dührssen [ID36](#),
 C. Dülsen [ID169](#), A.E. Dumitriu [ID27b](#), M. Dunford [ID63a](#), S. Dungs [ID49](#), K. Dunne [ID47a,47b](#),
 A. Duperrin [ID101](#), H. Duran Yildiz [ID3a](#), M. Düren [ID58](#), A. Durglishvili [ID148b](#), B. Dutta [ID48](#),
 B.L. Dwyer [ID114](#), G.I. Dyckes [ID17a](#), M. Dyndal [ID84a](#), S. Dysch [ID100](#), B.S. Dziedzic [ID85](#), B. Eckerova [ID28a](#),
 M.G. Eggleston [ID51](#), E. Egidio Purcino De Souza [ID81b](#), L.F. Ehrke [ID56](#), G. Eigen [ID16](#), K. Einsweiler [ID17a](#),
 T. Ekelof [ID159](#), Y. El Ghazali [ID35b](#), H. El Jarrari [ID35e](#), A. El Moussaouy [ID35a](#), V. Ellajosyula [ID159](#),
 M. Ellert [ID159](#), F. Ellinghaus [ID169](#), A.A. Elliot [ID93](#), N. Ellis [ID36](#), J. Elmsheuser [ID29](#), M. Elsing [ID36](#),
 D. Emelianov [ID133](#), A. Emerman [ID41](#), Y. Enari [ID152](#), I. Ene [ID17a](#), J. Erdmann [ID49](#), A. Ereditato [ID19](#),
 P.A. Erland [ID85](#), M. Errenst [ID169](#), M. Escalier [ID66](#), C. Escobar [ID161](#), E. Etzion [ID150](#), G. Evans [ID129a](#),
 H. Evans [ID67](#), M.O. Evans [ID145](#), A. Ezhilov [ID37](#), S. Ezzarqtouni [ID35a](#), F. Fabbri [ID59](#), L. Fabbri [ID23b,23a](#),
 G. Facini [ID165](#), V. Fadeyev [ID135](#), R.M. Fakhrtudinov [ID37](#), S. Falciano [ID74a](#), P.J. Falke [ID24](#), S. Falke [ID36](#),
 J. Faltova [ID132](#), Y. Fan [ID14a](#), Y. Fang [ID14a,14d](#), G. Fanourakis [ID46](#), M. Fanti [ID70a,70b](#), M. Faraj [ID62c](#),

A. Farbin ⁸, A. Farilla ^{76a}, E.M. Farina ^{72a,72b}, T. Farooque ¹⁰⁶, S.M. Farrington ⁵², F. Fassi ^{35e},
 D. Fassouliotis ⁹, M. Faucci Giannelli ^{75a,75b}, W.J. Fawcett ³², L. Fayard ⁶⁶, O.L. Fedin ^{37,a},
 G. Fedotov ³⁷, M. Feickert ¹⁶⁰, L. Feligioni ¹⁰¹, A. Fell ¹³⁸, D.E. Fellers ¹²², C. Feng ^{62b},
 M. Feng ^{14b}, M.J. Fenton ¹⁵⁸, A.B. Fenyuk ³⁷, S.W. Ferguson ⁴⁵, J.A. Fernandez Pretel ⁵⁴,
 J. Ferrando ⁴⁸, A. Ferrari ¹⁵⁹, P. Ferrari ¹¹³, R. Ferrari ^{72a}, D. Ferrere ⁵⁶, C. Ferretti ¹⁰⁵,
 F. Fiedler ⁹⁹, A. Filipčič ⁹², F. Filthaut ¹¹², M.C.N. Fiolhais ^{129a,129c,b}, L. Fiorini ¹⁶¹,
 F. Fischer ¹⁴⁰, W.C. Fisher ¹⁰⁶, T. Fitschen ^{20,66}, I. Fleck ¹⁴⁰, P. Fleischmann ¹⁰⁵, T. Flick ¹⁶⁹,
 L. Flores ¹²⁷, M. Flores ^{33d}, L.R. Flores Castillo ^{64a}, F.M. Follega ^{77a,77b}, N. Fomin ¹⁶,
 J.H. Foo ¹⁵⁴, B.C. Forland ⁶⁷, A. Formica ¹³⁴, A.C. Forti ¹⁰⁰, E. Fortin ¹⁰¹, A.W. Fortman ⁶¹,
 M.G. Foti ^{17a}, L. Fountas ⁹, D. Fournier ⁶⁶, H. Fox ⁹⁰, P. Francavilla ^{73a,73b}, S. Francescato ⁶¹,
 M. Franchini ^{23b,23a}, S. Franchino ^{63a}, D. Francis ³⁶, L. Franco ⁴, L. Franconi ¹⁹, M. Franklin ⁶¹,
 G. Frattari ^{74a,74b}, A.C. Freegard ⁹³, P.M. Freeman ²⁰, W.S. Freund ^{81b}, E.M. Freundlich ⁴⁹,
 D. Froidevaux ³⁶, J.A. Frost ¹²⁵, Y. Fu ^{62a}, M. Fujimoto ¹¹⁷, E. Fullana Torregrosa ^{161,*},
 J. Fuster ¹⁶¹, A. Gabrielli ^{23b,23a}, A. Gabrielli ³⁶, P. Gadow ⁴⁸, G. Gagliardi ^{57b,57a},
 L.G. Gagnon ^{17a}, G.E. Gallardo ¹²⁵, E.J. Gallas ¹²⁵, B.J. Gallop ¹³³, R. Gamboa Goni ⁹³,
 K.K. Gan ¹¹⁸, S. Ganguly ¹⁵², J. Gao ^{62a}, Y. Gao ⁵², F.M. Garay Walls ^{136a,136b}, B. Garcia ²⁹,
 C. García ¹⁶¹, J.E. García Navarro ¹⁶¹, J.A. García Pascual ^{14a}, M. Garcia-Sciveres ^{17a},
 R.W. Gardner ³⁹, D. Garg ⁷⁹, R.B. Garg ¹⁴², S. Gargiulo ⁵⁴, C.A. Garner ¹⁵⁴, V. Garonne ²⁹,
 S.J. Gasiorowski ¹³⁷, P. Gaspar ^{81b}, G. Gaudio ^{72a}, P. Gauzzi ^{74a,74b}, I.L. Gavrilenko ³⁷,
 A. Gavriluk ³⁷, C. Gay ¹⁶², G. Gaycken ⁴⁸, E.N. Gazis ¹⁰, A.A. Geanta ^{27b}, C.M. Gee ¹³⁵,
 J. Geisen ⁹⁷, M. Geisen ⁹⁹, C. Gemme ^{57b}, M.H. Genest ⁶⁰, S. Gentile ^{74a,74b}, S. George ⁹⁴,
 W.F. George ²⁰, T. Geralis ⁴⁶, L.O. Gerlach ⁵⁵, P. Gessinger-Befurt ³⁶, M. Ghasemi Bostanabad ¹⁶³,
 M. Ghneimat ¹⁴⁰, A. Ghosal ¹⁴⁰, A. Ghosh ¹⁵⁸, A. Ghosh ⁷, B. Giacobbe ^{23b}, S. Giagu ^{74a,74b},
 N. Giangiacomi ¹⁵⁴, P. Giannetti ^{73a}, A. Giannini ^{62a}, S.M. Gibson ⁹⁴, M. Gignac ¹³⁵,
 D.T. Gil ^{84b}, B.J. Gilbert ⁴¹, D. Gillberg ³⁴, G. Gilles ¹¹³, N.E.K. Gillwald ⁴⁸, L. Ginabat ¹²⁶,
 D.M. Gingrich ^{2,ab}, M.P. Giordani ^{68a,68c}, P.F. Giraud ¹³⁴, G. Giugliarelli ^{68a,68c}, D. Giugni ^{70a},
 F. Giuli ^{75a,75b}, I. Gkialas ^{9,i}, P. Gkoutoumis ¹⁰, L.K. Gladilin ³⁷, C. Glasman ⁹⁸,
 G.R. Gledhill ¹²², M. Glisic ¹²², I. Gnesi ^{43b,e}, Y. Go ²⁹, M. Goblirsch-Kolb ²⁶, D. Godin ¹⁰⁷,
 S. Goldfarb ¹⁰⁴, T. Golling ⁵⁶, M.G.D. Gololo ^{33g}, D. Golubkov ³⁷, J.P. Gombas ¹⁰⁶,
 A. Gomes ^{129a,129b}, R. Goncalves Gama ⁵⁵, R. Gonçalo ^{129a,129c}, G. Gonella ¹²², L. Gonella ²⁰,
 A. Gongadze ³⁸, F. Gonnella ²⁰, J.L. Gonski ⁴¹, S. González de la Hoz ¹⁶¹,
 S. Gonzalez Fernandez ¹³, R. Gonzalez Lopez ⁹¹, C. Gonzalez Renteria ^{17a},
 R. Gonzalez Suarez ¹⁵⁹, S. Gonzalez-Sevilla ⁵⁶, G.R. Gonzalvo Rodriguez ¹⁶¹,
 R.Y. González Andana ⁵², L. Goossens ³⁶, N.A. Gorasia ²⁰, P.A. Gorbounov ³⁷, B. Gorini ³⁶,
 E. Gorini ^{69a,69b}, A. Gorišek ⁹², A.T. Goshaw ⁵¹, M.I. Gostkin ³⁸, C.A. Gottardo ¹¹²,
 M. Goughri ^{35b}, V. Goumarre ⁴⁸, A.G. Goussiou ¹³⁷, N. Govender ^{33c}, C. Goy ⁴,
 I. Grabowska-Bold ^{84a}, K. Graham ³⁴, E. Gramstad ¹²⁴, S. Grancagnolo ¹⁸, M. Grandi ¹⁴⁵,
 V. Gratchev ^{37,*}, P.M. Gravila ^{27f}, F.G. Gravili ^{69a,69b}, H.M. Gray ^{17a}, C. Grefe ²⁴, I.M. Gregor ⁴⁸,
 P. Grenier ¹⁴², K. Grevtsov ⁴⁸, C. Grieco ¹³, A.A. Grillo ¹³⁵, K. Grimm ^{31,m}, S. Grinstein ^{13,r},
 J.-F. Grivaz ⁶⁶, S. Groh ⁹⁹, E. Gross ¹⁶⁷, J. Grosse-Knetter ⁵⁵, C. Grud ¹⁰⁵, A. Grummer ¹¹¹,
 J.C. Grundy ¹²⁵, L. Guan ¹⁰⁵, W. Guan ¹⁶⁸, C. Gubbels ¹⁶², J.G.R. Guerrero Rojas ¹⁶¹,
 F. Guescini ¹⁰⁹, R. Gugel ⁹⁹, A. Guida ⁴⁸, T. Guillemin ⁴, S. Guindon ³⁶, F. Guo ^{14a,14d},
 J. Guo ^{62c}, L. Guo ⁶⁶, Y. Guo ¹⁰⁵, R. Gupta ⁴⁸, S. Gurbuz ²⁴, G. Gustavino ³⁶, M. Guth ⁵⁶,
 P. Gutierrez ¹¹⁹, L.F. Gutierrez Zagazeta ¹²⁷, C. Gutschow ⁹⁵, C. Guyot ¹³⁴, C. Gwenlan ¹²⁵,
 C.B. Gwilliam ⁹¹, E.S. Haaland ¹²⁴, A. Haas ¹¹⁶, M. Habedank ⁴⁸, C. Haber ^{17a},
 H.K. Hadavand ⁸, A. Hadeef ⁹⁹, S. Hadzic ¹⁰⁹, M. Haleem ¹⁶⁴, J. Haley ¹²⁰, J.J. Hall ¹³⁸,
 G.D. Hallowell ¹⁰¹, L. Halser ¹⁹, K. Hamano ¹⁶³, H. Hamdaoui ^{35e}, M. Hamer ²⁴,

G.N. Hamity ⁵², J. Han ^{62b}, K. Han ^{62a}, L. Han ^{14c}, L. Han ^{62a}, S. Han ^{17a}, Y.F. Han ¹⁵⁴, K. Hanagaki ⁸², M. Hance ¹³⁵, D.A. Hangal ⁴¹, M.D. Hank ³⁹, R. Hankache ¹⁰⁰, E. Hansen ⁹⁷, J.B. Hansen ⁴², J.D. Hansen ⁴², P.H. Hansen ⁴², K. Hara ¹⁵⁶, D. Harada ⁵⁶, T. Harenberg ¹⁶⁹, S. Harkusha ³⁷, Y.T. Harris ¹²⁵, P.F. Harrison ¹⁶⁵, N.M. Hartman ¹⁴², N.M. Hartmann ¹⁰⁸, Y. Hasegawa ¹³⁹, A. Hasib ⁵², S. Haug ¹⁹, R. Hauser ¹⁰⁶, M. Havranek ¹³¹, C.M. Hawkes ²⁰, R.J. Hawkins ³⁶, S. Hayashida ¹¹⁰, D. Hayden ¹⁰⁶, C. Hayes ¹⁰⁵, R.L. Hayes ¹⁶², C.P. Hays ¹²⁵, J.M. Hays ⁹³, H.S. Hayward ⁹¹, F. He ^{62a}, Y. He ¹⁵³, Y. He ¹²⁶, M.P. Heath ⁵², V. Hedberg ⁹⁷, A.L. Heggelund ¹²⁴, N.D. Hehir ⁹³, C. Heidegger ⁵⁴, K.K. Heidegger ⁵⁴, W.D. Heidorn ⁸⁰, J. Heilmann ³⁴, S. Heim ⁴⁸, T. Heim ^{17a}, B. Heinemann ^{48,y}, J.G. Heinlein ¹²⁷, J.J. Heinrich ¹²², L. Heinrich ³⁶, J. Hejbal ¹³⁰, L. Helary ⁴⁸, A. Held ¹¹⁶, S. Hellesund ¹²⁴, C.M. Helling ¹⁶², S. Hellman ^{47a,47b}, C. Helsens ³⁶, R.C.W. Henderson ⁹⁰, L. Henkelmann ³², A.M. Henriques Correia ³⁶, H. Herde ¹⁴², Y. Hernández Jiménez ¹⁴⁴, H. Herr ⁹⁹, M.G. Herrmann ¹⁰⁸, T. Herrmann ⁵⁰, G. Herten ⁵⁴, R. Hertenberger ¹⁰⁸, L. Hervas ³⁶, N.P. Hessey ^{155a}, H. Hibi ⁸³, E. Higón-Rodríguez ¹⁶¹, S.J. Hillier ²⁰, I. Hinchliffe ^{17a}, F. Hinterkeuser ²⁴, M. Hirose ¹²³, S. Hirose ¹⁵⁶, D. Hirschbuehl ¹⁶⁹, B. Hiti ⁹², O. Hladik ¹³⁰, J. Hobbs ¹⁴⁴, R. Hobincu ^{27e}, N. Hod ¹⁶⁷, M.C. Hodgkinson ¹³⁸, B.H. Hodgkinson ³², A. Hoecker ³⁶, J. Hofer ⁴⁸, D. Hohn ⁵⁴, T. Holm ²⁴, M. Holzbock ¹⁰⁹, L.B.A.H. Hommels ³², B.P. Honan ¹⁰⁰, J. Hong ^{62c}, T.M. Hong ¹²⁸, Y. Hong ⁵⁵, J.C. Honig ⁵⁴, A. Hönle ¹⁰⁹, B.H. Hooberman ¹⁶⁰, W.H. Hopkins ⁶, Y. Horii ¹¹⁰, L.A. Horyn ³⁹, S. Hou ¹⁴⁷, J. Howarth ⁵⁹, J. Hoya ⁸⁹, M. Hrabovsky ¹²¹, A. Hrynevich ³⁷, T. Hryn'ova ⁴, P.J. Hsu ⁶⁵, S.-C. Hsu ¹³⁷, Q. Hu ⁴¹, S. Hu ^{62c}, Y.F. Hu ^{14a,14d,ad}, D.P. Huang ⁹⁵, X. Huang ^{14c}, Y. Huang ^{62a}, Y. Huang ^{14a}, Z. Hubacek ¹³¹, M. Huebner ²⁴, F. Huegging ²⁴, T.B. Huffman ¹²⁵, M. Huhtinen ³⁶, S.K. Huiberts ¹⁶, R. Hulsken ⁶⁰, N. Huseynov ^{12,a}, J. Huston ¹⁰⁶, J. Huth ⁶¹, R. Hyneman ¹⁴², S. Hyrych ^{28a}, G. Iacobucci ⁵⁶, G. Iakovidis ²⁹, I. Ibragimov ¹⁴⁰, L. Iconomidou-Fayard ⁶⁶, P. Iengo ³⁶, R. Iguchi ¹⁵², T. Iizawa ⁵⁶, Y. Ikegami ⁸², A. Ilg ¹⁹, N. Ilic ¹⁵⁴, H. Imam ^{35a}, T. Ingebretsen Carlson ^{47a,47b}, G. Introzzi ^{72a,72b}, M. Iodice ^{76a}, V. Ippolito ^{74a,74b}, M. Ishino ¹⁵², W. Islam ¹⁶⁸, C. Issever ^{18,48}, S. Istin ^{21a,ae}, H. Ito ¹⁶⁶, J.M. Iturbe Ponce ^{64a}, R. Iuppa ^{77a,77b}, A. Ivina ¹⁶⁷, J.M. Izen ⁴⁵, V. Izzo ^{71a}, P. Jacka ^{130,131}, P. Jackson ¹, R.M. Jacobs ⁴⁸, B.P. Jaeger ¹⁴¹, C.S. Jagfeld ¹⁰⁸, G. Jäkel ¹⁶⁹, K. Jakobs ⁵⁴, T. Jakoubek ¹⁶⁷, J. Jamieson ⁵⁹, K.W. Janas ^{84a}, G. Jarlskog ⁹⁷, A.E. Jaspan ⁹¹, T. Javůrek ³⁶, M. Javurkova ¹⁰², F. Jeanneau ¹³⁴, L. Jeanty ¹²², J. Jejelava ^{148a,v}, P. Jenni ^{54,f}, S. Jézéquel ⁴, J. Jia ¹⁴⁴, Z. Jia ^{14c}, Y. Jiang ^{62a}, S. Jiggins ⁵², J. Jimenez Pena ¹⁰⁹, S. Jin ^{14c}, A. Jinaru ^{27b}, O. Jinnouchi ¹⁵³, H. Jivan ^{33g}, P. Johansson ¹³⁸, K.A. Johns ⁷, C.A. Johnson ⁶⁷, D.M. Jones ³², E. Jones ¹⁶⁵, R.W.L. Jones ⁹⁰, T.J. Jones ⁹¹, J. Jovicevic ¹⁵, X. Ju ^{17a}, J.J. Junggeburth ³⁶, A. Juste Rozas ^{13,r}, S. Kabana ^{136e}, A. Kaczmarek ⁸⁵, M. Kado ^{74a,74b}, H. Kagan ¹¹⁸, M. Kagan ¹⁴², A. Kahn ⁴¹, A. Kahn ¹²⁷, C. Kahra ⁹⁹, T. Kaji ¹⁶⁶, E. Kajomovitz ¹⁴⁹, N. Kakati ¹⁶⁷, C.W. Kalderon ²⁹, A. Kamenshchikov ¹⁵⁴, N.J. Kang ¹³⁵, Y. Kano ¹¹⁰, D. Kar ^{33g}, K. Karava ¹²⁵, M.J. Kareem ^{155b}, E. Karentzos ⁵⁴, I. Karkanas ¹⁵¹, S.N. Karpov ³⁸, Z.M. Karpova ³⁸, V. Kartvelishvili ⁹⁰, A.N. Karyukhin ³⁷, E. Kasimi ¹⁵¹, C. Kato ^{62d}, J. Katzy ⁴⁸, S. Kaur ³⁴, K. Kawade ¹³⁹, K. Kawagoe ⁸⁸, T. Kawaguchi ¹¹⁰, T. Kawamoto ¹³⁴, G. Kawamura ⁵⁵, E.F. Kay ¹⁶³, F.I. Kaya ¹⁵⁷, S. Kazakos ¹³, V.F. Kazanin ³⁷, Y. Ke ¹⁴⁴, J.M. Keaveney ^{33a}, R. Keeler ¹⁶³, J.S. Keller ³⁴, A.S. Kelly ⁹⁵, D. Kelsey ¹⁴⁵, J.J. Kempster ²⁰, J. Kendrick ²⁰, K.E. Kennedy ⁴¹, O. Kepka ¹³⁰, S. Kersten ¹⁶⁹, B.P. Kerševan ⁹², S. Ketabchi Haghighat ¹⁵⁴, M. Khandoga ¹²⁶, A. Khanov ¹²⁰, A.G. Kharlamov ³⁷, T. Kharlamova ³⁷, E.E. Khoda ¹³⁷, T.J. Khoo ¹⁸, G. Khorialuli ¹⁶⁴, J. Khubua ^{148b}, M. Kiehn ³⁶, A. Kilgallon ¹²², E. Kim ¹⁵³, Y.K. Kim ³⁹, N. Kimura ⁹⁵, A. Kirchhoff ⁵⁵, D. Kirchmeier ⁵⁰, C. Kirfel ²⁴, J. Kirk ¹³³, A.E. Kiryunin ¹⁰⁹, T. Kishimoto ¹⁵², D.P. Kisliuk ¹⁵⁴, C. Kitsaki ¹⁰, O. Kivernyk ²⁴,

M. Klassen ^{63a}, C. Klein ³⁴, L. Klein ¹⁶⁴, M.H. Klein ¹⁰⁵, M. Klein ⁹¹, U. Klein ⁹¹,
P. Klimek ³⁶, A. Klimentov ²⁹, F. Klimpel ¹⁰⁹, T. Klingl ²⁴, T. Klioutchnikova ³⁶,
F.F. Klitzner ¹⁰⁸, P. Kluit ¹¹³, S. Kluth ¹⁰⁹, E. Kneringer ⁷⁸, T.M. Knight ¹⁵⁴, A. Knue ⁵⁴,
D. Kobayashi ⁸⁸, R. Kobayashi ⁸⁶, M. Kocian ¹⁴², T. Kodama ¹⁵², P. Kodyš ¹³², D.M. Koeck ¹⁴⁵,
P.T. Koenig ²⁴, T. Koffas ³⁴, N.M. Köhler ³⁶, M. Kolb ¹³⁴, I. Koletsou ⁴, T. Komarek ¹²¹,
K. Köneke ⁵⁴, A.X.Y. Kong ¹, T. Kono ¹¹⁷, V. Konstantinides ⁹⁵, N. Konstantinidis ⁹⁵,
B. Konya ⁹⁷, R. Kopeliansky ⁶⁷, S. Koperny ^{84a}, K. Korcyl ⁸⁵, K. Kordas ¹⁵¹, G. Koren ¹⁵⁰,
A. Korn ⁹⁵, S. Korn ⁵⁵, I. Korolkov ¹³, N. Korotkova ³⁷, B. Kortman ¹¹³, O. Kortner ¹⁰⁹,
S. Kortner ¹⁰⁹, W.H. Kostecka ¹¹⁴, V.V. Kostyukhin ^{140,37}, A. Kotsokechagia ⁶⁶, A. Kotwal ⁵¹,
A. Koulouris ³⁶, A. Kourkoumeli-Charalampidi ^{72a,72b}, C. Kourkoumelis ⁹, E. Kourlitis ⁶,
O. Kovanda ¹⁴⁵, R. Kowalewski ¹⁶³, W. Kozanecki ¹³⁴, A.S. Kozhin ³⁷, V.A. Kramarenko ³⁷,
G. Kramberger ⁹², P. Kramer ⁹⁹, M.W. Krasny ¹²⁶, A. Krasznahorkay ³⁶, J.A. Kremer ⁹⁹,
J. Kretzschmar ⁹¹, K. Kreul ¹⁸, P. Krieger ¹⁵⁴, F. Krieter ¹⁰⁸, S. Krishnamurthy ¹⁰²,
A. Krishnan ^{63b}, M. Krivos ¹³², K. Krizka ^{17a}, K. Kroeninger ⁴⁹, H. Kroha ¹⁰⁹, J. Kroll ¹³⁰,
J. Kroll ¹²⁷, K.S. Krowpman ¹⁰⁶, U. Kruchonak ³⁸, H. Krüger ²⁴, N. Krumnack ⁸⁰, M.C. Kruse ⁵¹,
J.A. Krzysiak ⁸⁵, A. Kubota ¹⁵³, O. Kuchinskaia ³⁷, S. Kuday ^{3a}, D. Kuechler ⁴⁸,
J.T. Kuechler ⁴⁸, S. Kuehn ³⁶, T. Kuhl ⁴⁸, V. Kukhtin ³⁸, Y. Kulchitsky ^{37,a},
S. Kuleshov ^{136d,136b}, M. Kumar ^{33g}, N. Kumari ¹⁰¹, M. Kuna ⁶⁰, A. Kupco ¹³⁰, T. Kupfer ⁴⁹,
O. Kuprash ⁵⁴, H. Kurashige ⁸³, L.L. Kurchaninov ^{155a}, Y.A. Kurochkin ³⁷, A. Kurova ³⁷,
E.S. Kuwertz ³⁶, M. Kuze ¹⁵³, A.K. Kvam ¹³⁷, J. Kvita ¹²¹, T. Kwan ¹⁰³, K.W. Kwok ^{64a},
C. Lacasta ¹⁶¹, F. Lacava ^{74a,74b}, H. Lacker ¹⁸, D. Lacour ¹²⁶, N.N. Lad ⁹⁵, E. Ladygin ³⁸,
B. Laforge ¹²⁶, T. Lagouri ^{136e}, S. Lai ⁵⁵, I.K. Lakomic ^{84a}, N. Lalloue ⁶⁰, J.E. Lambert ¹¹⁹,
S. Lammers ⁶⁷, W. Lampl ⁷, C. Lampoudis ¹⁵¹, E. Lançon ²⁹, U. Landgraf ⁵⁴, M.P.J. Landon ⁹³,
V.S. Lang ⁵⁴, J.C. Lange ⁵⁵, R.J. Langenberg ¹⁰², A.J. Lankford ¹⁵⁸, F. Lanni ²⁹, K. Lantsch ²⁴,
A. Lanza ^{72a}, A. Lapertosa ^{57b,57a}, J.F. Laporte ¹³⁴, T. Lari ^{70a}, F. Lasagni Manghi ^{23b},
M. Lassnig ³⁶, V. Latonova ¹³⁰, T.S. Lau ^{64a}, A. Laudrain ⁹⁹, A. Laurier ³⁴, M. Lavorgna ^{71a,71b},
S.D. Lawlor ⁹⁴, Z. Lawrence ¹⁰⁰, M. Lazzaroni ^{70a,70b}, B. Le ¹⁰⁰, B. Leban ⁹², A. Lebedev ⁸⁰,
M. LeBlanc ³⁶, T. LeCompte ⁶, F. Ledroit-Guillon ⁶⁰, A.C.A. Lee ⁹⁵, G.R. Lee ¹⁶, L. Lee ⁶¹,
S.C. Lee ¹⁴⁷, L.L. Leeuw ^{33c}, B. Lefebvre ^{155a}, H.P. Lefebvre ⁹⁴, M. Lefebvre ¹⁶³,
C. Leggett ^{17a}, K. Lehmann ¹⁴¹, G. Lehmann Miotto ³⁶, W.A. Leight ¹⁰², A. Leisos ^{151,q},
M.A.L. Leite ^{81c}, C.E. Leitgeb ⁴⁸, R. Leitner ¹³², K.J.C. Leney ⁴⁴, T. Lenz ²⁴, S. Leone ^{73a},
C. Leonidopoulos ⁵², A. Leopold ¹⁴³, C. Leroy ¹⁰⁷, R. Les ¹⁰⁶, C.G. Lester ³²,
M. Levchenko ³⁷, J. Levêque ⁴, D. Levin ¹⁰⁵, L.J. Levinson ¹⁶⁷, D.J. Lewis ²⁰, B. Li ^{14b},
B. Li ^{62b}, C. Li ^{62a}, C-Q. Li ^{62c,62d}, H. Li ^{62a}, H. Li ^{62b}, H. Li ^{62b}, J. Li ^{62c}, K. Li ¹³⁷,
L. Li ^{62c}, M. Li ^{14a,14d}, Q.Y. Li ^{62a}, S. Li ^{62d,62c,d}, T. Li ^{62b}, X. Li ⁴⁸, Z. Li ^{62b}, Z. Li ¹²⁵,
Z. Li ¹⁰³, Z. Li ⁹¹, Z. Liang ^{14a}, M. Liberatore ⁴⁸, B. Liberti ^{75a}, K. Lie ^{64c},
J. Lieber Marin ^{81b}, K. Lin ¹⁰⁶, R.A. Linck ⁶⁷, R.E. Lindley ⁷, J.H. Lindon ², A. Linss ⁴⁸,
E. Lipeles ¹²⁷, A. Lipniacka ¹⁶, T.M. Liss ^{160,z}, A. Lister ¹⁶², J.D. Little ⁴, B. Liu ^{14a},
B.X. Liu ¹⁴¹, D. Liu ^{62d,62c}, J.B. Liu ^{62a}, J.K.K. Liu ³², K. Liu ^{62d,62c}, M. Liu ^{62a},
M.Y. Liu ^{62a}, P. Liu ^{14a}, Q. Liu ^{62d,137,62c}, X. Liu ^{62a}, Y. Liu ⁴⁸, Y. Liu ^{14c,14d}, Y.L. Liu ¹⁰⁵,
Y.W. Liu ^{62a}, M. Livan ^{72a,72b}, J. Llorente Merino ¹⁴¹, S.L. Lloyd ⁹³, E.M. Lobodzinska ⁴⁸,
P. Loch ⁷, S. Loffredo ^{75a,75b}, T. Lohse ¹⁸, K. Lohwasser ¹³⁸, M. Lokajicek ¹³⁰, J.D. Long ¹⁶⁰,
I. Longarini ^{74a,74b}, L. Longo ^{69a,69b}, R. Longo ¹⁶⁰, I. Lopez Paz ³⁶, A. Lopez Solis ⁴⁸,
J. Lorenz ¹⁰⁸, N. Lorenzo Martinez ⁴, A.M. Lory ¹⁰⁸, A. Lösle ⁵⁴, X. Lou ^{47a,47b}, X. Lou ^{14a,14d},
A. Lounis ⁶⁶, J. Love ⁶, P.A. Love ⁹⁰, J.J. Lozano Bahilo ¹⁶¹, G. Lu ^{14a,14d}, M. Lu ⁷⁹,
S. Lu ¹²⁷, Y.J. Lu ⁶⁵, H.J. Lubatti ¹³⁷, C. Luci ^{74a,74b}, F.L. Lucio Alves ^{14c}, A. Lucotte ⁶⁰,
F. Luehring ⁶⁷, I. Luise ¹⁴⁴, O. Lundberg ¹⁴³, B. Lund-Jensen ¹⁴³, N.A. Luongo ¹²²,

M.S. Lutz ¹⁵⁰, D. Lynn ²⁹, H. Lyons⁹¹, R. Lysak ¹³⁰, E. Lytken ⁹⁷, F. Lyu ^{14a}, V. Lyubushkin ³⁸,
T. Lyubushkina ³⁸, H. Ma ²⁹, L.L. Ma ^{62b}, Y. Ma ⁹⁵, D.M. Mac Donell ¹⁶³, G. Maccarrone ⁵³,
J.C. MacDonald ¹³⁸, R. Madar ⁴⁰, W.F. Mader ⁵⁰, J. Maeda ⁸³, T. Maeno ²⁹, M. Maerker ⁵⁰,
V. Magerl ⁵⁴, J. Magro ^{68a,68c}, D.J. Mahon ⁴¹, C. Maidantchik ^{81b}, A. Maio ^{129a,129b,129d},
K. Maj ^{84a}, O. Majersky ^{28a}, S. Majewski ¹²², N. Makovec ⁶⁶, V. Maksimovic ¹⁵,
B. Malaescu ¹²⁶, Pa. Malecki ⁸⁵, V.P. Maleev ³⁷, F. Malek ⁶⁰, D. Malito ^{43b,43a}, U. Mallik ⁷⁹,
C. Malone ³², S. Maltezos¹⁰, S. Malyukov³⁸, J. Mamuzic ¹⁶¹, G. Mancini ⁵³, J.P. Mandalia ⁹³,
I. Mandić ⁹², L. Manhaes de Andrade Filho ^{81a}, I.M. Maniatis ¹⁵¹, M. Manisha ¹³⁴,
J. Manjarres Ramos ⁵⁰, D.C. Mankad ¹⁶⁷, K.H. Mankinen ⁹⁷, A. Mann ¹⁰⁸, A. Manousos ⁷⁸,
B. Mansoulie ¹³⁴, S. Manzoni ³⁶, A. Marantis ^{151,q}, G. Marchiori ⁵, M. Marcisovsky ¹³⁰,
L. Marcoccia ^{75a,75b}, C. Marcon ⁹⁷, M. Marinescu ²⁰, M. Marjanovic ¹¹⁹, Z. Marshall ^{17a},
S. Marti-Garcia ¹⁶¹, T.A. Martin ¹⁶⁵, V.J. Martin ⁵², B. Martin dit Latour ¹⁶, L. Martinelli ^{74a,74b},
M. Martinez ^{13,r}, P. Martinez Agullo ¹⁶¹, V.I. Martinez Outschoorn ¹⁰², P. Martinez Suarez ¹³,
S. Martin-Haugh ¹³³, V.S. Martoiu ^{27b}, A.C. Martyniuk ⁹⁵, A. Marzin ³⁶, S.R. Maschek ¹⁰⁹,
L. Masetti ⁹⁹, T. Mashimo ¹⁵², J. Masik ¹⁰⁰, A.L. Maslennikov ³⁷, L. Massa ^{23b},
P. Massarotti ^{71a,71b}, P. Mastrandrea ^{73a,73b}, A. Mastroberardino ^{43b,43a}, T. Masubuchi ¹⁵²,
T. Mathisen ¹⁵⁹, A. Matic ¹⁰⁸, N. Matsuzawa¹⁵², J. Maurer ^{27b}, B. Maček ⁹², D.A. Maximov ³⁷,
R. Mazini ¹⁴⁷, I. Maznas ¹⁵¹, M. Mazza ¹⁰⁶, S.M. Mazza ¹³⁵, C. Mc Ginn ²⁹,
J.P. Mc Gowan ¹⁰³, S.P. Mc Kee ¹⁰⁵, T.G. McCarthy ¹⁰⁹, W.P. McCormack ^{17a},
E.F. McDonald ¹⁰⁴, A.E. McDougall ¹¹³, J.A. Mcfayden ¹⁴⁵, G. Mchedlize ^{148b}, M.A. McKay⁴⁴,
R.P. Mckenzie ^{33g}, D.J. McLaughlin ⁹⁵, K.D. McLean ¹⁶³, S.J. McMahon ¹³³, P.C. McNamara ¹⁰⁴,
R.A. McPherson ^{163,t}, J.E. Mdhluli ^{33g}, S. Meehan ³⁶, T. Megy ⁴⁰, S. Mehlhase ¹⁰⁸,
A. Mehta ⁹¹, B. Meirose ⁴⁵, D. Melini ¹⁴⁹, B.R. Mellado Garcia ^{33g}, A.H. Melo ⁵⁵,
F. Meloni ⁴⁸, A. Melzer ²⁴, E.D. Mendes Gouveia ^{129a}, A.M. Mendes Jacques Da Costa ²⁰,
H.Y. Meng ¹⁵⁴, L. Meng ⁹⁰, S. Menke ¹⁰⁹, M. Mentink ³⁶, E. Meoni ^{43b,43a}, C. Merlassino ¹²⁵,
L. Merola ^{71a,71b}, C. Meroni ^{70a}, G. Merz¹⁰⁵, O. Meshkov ³⁷, J.K.R. Meshreki ¹⁴⁰, J. Metcalfe ⁶,
A.S. Mete ⁶, C. Meyer ⁶⁷, J-P. Meyer ¹³⁴, M. Michetti ¹⁸, R.P. Middleton ¹³³, L. Mijović ⁵²,
G. Mikenberg ¹⁶⁷, M. Mikesikova ¹³⁰, M. Mikuž ⁹², H. Mildner ¹³⁸, A. Milic ¹⁵⁴,
C.D. Milke ⁴⁴, D.W. Miller ³⁹, L.S. Miller ³⁴, A. Milov ¹⁶⁷, D.A. Milstead^{47a,47b}, T. Min^{14c},
A.A. Minaenko ³⁷, I.A. Minashvili ^{148b}, L. Mince ⁵⁹, A.I. Mincer ¹¹⁶, B. Mindur ^{84a},
M. Mineev ³⁸, Y. Minegishi¹⁵², Y. Mino ⁸⁶, L.M. Mir ¹³, M. Miralles Lopez ¹⁶¹,
M. Mironova ¹²⁵, T. Mitani ¹⁶⁶, A. Mitra ¹⁶⁵, V.A. Mitsou ¹⁶¹, O. Miu ¹⁵⁴, P.S. Miyagawa ⁹³,
Y. Miyazaki⁸⁸, A. Mizukami ⁸², J.U. Mjörnmark ⁹⁷, T. Mkrtchyan ^{63a}, M. Mlynarikova ¹¹⁴,
T. Moa ^{47a,47b}, S. Mobius ⁵⁵, K. Mochizuki ¹⁰⁷, P. Moder ⁴⁸, P. Mogg ¹⁰⁸,
A.F. Mohammed ^{14a,14d}, S. Mohapatra ⁴¹, G. Mokgatitswane ^{33g}, B. Mondal ¹⁴⁰, S. Mondal ¹³¹,
K. Möning ⁴⁸, E. Monnier ¹⁰¹, L. Monsonis Romero¹⁶¹, J. Montejo Berlingen ³⁶, M. Montella ¹¹⁸,
F. Monticelli ⁸⁹, N. Morange ⁶⁶, A.L. Moreira De Carvalho ^{129a}, M. Moreno Llácer ¹⁶¹,
C. Moreno Martinez ¹³, P. Morettini ^{57b}, S. Morgenstern ¹⁶⁵, D. Mori ¹⁴¹, M. Morii ⁶¹,
M. Morinaga ¹⁵², V. Morisbak ¹²⁴, A.K. Morley ³⁶, A.P. Morris ⁹⁵, L. Morvaj ³⁶,
P. Moschovakos ³⁶, B. Moser ¹¹³, M. Mosidze^{148b}, T. Moskalets ⁵⁴, P. Moskvitina ¹¹²,
J. Moss ^{31,n}, E.J.W. Moyse ¹⁰², S. Muanza ¹⁰¹, J. Mueller ¹²⁸, D. Muenstermann ⁹⁰,
R. Müller ¹⁹, G.A. Mullier ⁹⁷, J.J. Mullin¹²⁷, D.P. Mungo ^{70a,70b}, J.L. Munoz Martinez ¹³,
F.J. Munoz Sanchez ¹⁰⁰, M. Murin ¹⁰⁰, W.J. Murray ^{165,133}, A. Murrone ^{70a,70b}, J.M. Muse ¹¹⁹,
M. Muškinja ^{17a}, C. Mwewa ²⁹, A.G. Myagkov ^{37,a}, A.J. Myers ⁸, A.A. Myers¹²⁸, G. Myers ⁶⁷,
M. Myska ¹³¹, B.P. Nachman ^{17a}, O. Nackenhorst ⁴⁹, A.Nag Nag ⁵⁰, K. Nagai ¹²⁵, K. Nagano ⁸²,
J.L. Nagle ²⁹, E. Nagy ¹⁰¹, A.M. Nairz ³⁶, Y. Nakahama ⁸², K. Nakamura ⁸², H. Nanjo ¹²³,
F. Napolitano ^{63a}, R. Narayan ⁴⁴, E.A. Narayanan ¹¹¹, I. Naryshkin ³⁷, M. Naseri ³⁴, C. Nass ²⁴,

G. Navarro ^{22a}, J. Navarro-Gonzalez ¹⁶¹, R. Nayak ¹⁵⁰, P.Y. Nechaeva ³⁷, F. Nechansky ⁴⁸, T.J. Neep ²⁰, A. Negri ^{72a,72b}, M. Negrini ^{23b}, C. Nellist ¹¹², C. Nelson ¹⁰³, K. Nelson ¹⁰⁵, S. Nemecek ¹³⁰, M. Nessi ^{36,g}, M.S. Neubauer ¹⁶⁰, F. Neuhaus ⁹⁹, J. Neundorf ⁴⁸, R. Newhouse ¹⁶², P.R. Newman ²⁰, C.W. Ng ¹²⁸, Y.S. Ng ¹⁸, Y.W.Y. Ng ¹⁵⁸, B. Ngair ^{35e}, H.D.N. Nguyen ¹⁰⁷, R.B. Nickerson ¹²⁵, R. Nicolaidou ¹³⁴, D.S. Nielsen ⁴², J. Nielsen ¹³⁵, M. Niemeyer ⁵⁵, N. Nikiforou ¹¹, V. Nikolaenko ^{37,a}, I. Nikolic-Audit ¹²⁶, K. Nikolopoulos ²⁰, P. Nilsson ²⁹, H.R. Nindhito ⁵⁶, A. Nisati ^{74a}, N. Nishu ², R. Nisius ¹⁰⁹, S.J. Noacco Rosende ⁸⁹, T. Nobe ¹⁵², D.L. Noel ³², Y. Noguchi ⁸⁶, I. Nomidis ¹²⁶, M.A. Nomura ²⁹, M.B. Norfolk ¹³⁸, R.R.B. Norisam ⁹⁵, J. Novak ⁹², T. Novak ⁴⁸, O. Novgorodova ⁵⁰, L. Novotny ¹³¹, R. Novotny ¹¹¹, L. Nozka ¹²¹, K. Ntekas ¹⁵⁸, E. Nurse ⁹⁵, F.G. Oakham ^{34,ab}, J. Ocariz ¹²⁶, A. Ochi ⁸³, I. Ochoa ^{129a}, J.P. Ochoa-Ricoux ^{136a}, S. Oda ⁸⁸, S. Odaka ⁸², S. Oerdek ¹⁵⁹, A. Ogrodnik ^{84a}, A. Oh ¹⁰⁰, C.C. Ohm ¹⁴³, H. Oide ¹⁵³, R. Oishi ¹⁵², M.L. Ojeda ⁴⁸, Y. Okazaki ⁸⁶, M.W. O'Keefe ⁹¹, Y. Okumura ¹⁵², A. Olariu ^{27b}, L.F. Oleiro Seabra ^{129a}, S.A. Olivares Pino ^{136e}, D. Oliveira Damazio ²⁹, D. Oliveira Goncalves ^{81a}, J.L. Oliver ¹⁵⁸, M.J.R. Olsson ¹⁵⁸, A. Olszewski ⁸⁵, J. Olszowska ^{85,*}, Ö.O. Öncel ⁵⁴, D.C. O'Neil ¹⁴¹, A.P. O'Neill ¹⁹, A. Onofre ^{129a,129e}, P.U.E. Onyisi ¹¹, R.G. Oreamuno Madriz ¹¹⁴, M.J. Oreglia ³⁹, G.E. Orellana ⁸⁹, D. Orestano ^{76a,76b}, N. Orlando ¹³, R.S. Orr ¹⁵⁴, V. O'Shea ⁵⁹, R. Ospanov ^{62a}, G. Otero y Garzon ³⁰, H. Otono ⁸⁸, P.S. Ott ^{63a}, G.J. Ottino ^{17a}, M. Ouchrif ^{35d}, J. Ouellette ²⁹, F. Ould-Saada ¹²⁴, M. Owen ⁵⁹, R.E. Owen ¹³³, K.Y. Oyulmaz ^{21a}, V.E. Ozcan ^{21a}, N. Ozturk ⁸, S. Ozturk ^{21d}, J. Pacalt ¹²¹, H.A. Pacey ³², K. Pachal ⁵¹, A. Pacheco Pages ¹³, C. Padilla Aranda ¹³, S. Pagan Griso ^{17a}, G. Palacino ⁶⁷, S. Palazzo ⁵², S. Palestini ³⁶, M. Palka ^{84b}, J. Pan ¹⁷⁰, D.K. Panchal ¹¹, C.E. Pandini ¹¹³, J.G. Panduro Vazquez ⁹⁴, P. Pani ⁴⁸, G. Panizzo ^{68a,68c}, L. Paolozzi ⁵⁶, C. Papadatos ¹⁰⁷, S. Parajuli ⁴⁴, A. Paramonov ⁶, C. Paraskevopoulos ¹⁰, D. Paredes Hernandez ^{64b}, B. Parida ¹⁶⁷, T.H. Park ¹⁵⁴, A.J. Parker ³¹, M.A. Parker ³², F. Parodi ^{57b,57a}, E.W. Parrish ¹¹⁴, V.A. Parrish ⁵², J.A. Parsons ⁴¹, U. Parzefall ⁵⁴, B. Pascual Dias ¹⁰⁷, L. Pascual Dominguez ¹⁵⁰, V.R. Pascuzzi ^{17a}, F. Pasquali ¹¹³, E. Pasqualucci ^{74a}, S. Passaggio ^{57b}, F. Pastore ⁹⁴, P. Pasuwan ^{47a,47b}, J.R. Pater ¹⁰⁰, A. Pathak ¹⁶⁸, J. Patton ⁹¹, T. Pauly ³⁶, J. Parkes ¹⁴², M. Pedersen ¹²⁴, R. Pedro ^{129a}, S.V. Peleganchuk ³⁷, O. Penc ¹³⁰, C. Peng ^{64b}, H. Peng ^{62a}, M. Penzin ³⁷, B.S. Peralva ^{81a}, A.P. Pereira Peixoto ⁶⁰, L. Pereira Sanchez ^{47a,47b}, D.V. Perepelitsa ²⁹, E. Perez Codina ^{155a}, M. Perganti ¹⁰, L. Perini ^{70a,70b,*}, H. Pernegger ³⁶, S. Perrella ³⁶, A. Perrevoort ¹¹², O. Perrin ⁴⁰, K. Peters ⁴⁸, R.F.Y. Peters ¹⁰⁰, B.A. Petersen ³⁶, T.C. Petersen ⁴², E. Petit ¹⁰¹, V. Petousis ¹³¹, C. Petridou ¹⁵¹, A. Petrukhin ¹⁴⁰, M. Pettee ^{17a}, N.E. Pettersson ³⁶, K. Petukhova ¹³², A. Peyaud ¹³⁴, R. Pezoa ^{136f}, L. Pezzotti ³⁶, G. Pezzullo ¹⁷⁰, T. Pham ¹⁰⁴, P.W. Phillips ¹³³, M.W. Phipps ¹⁶⁰, G. Piacquadio ¹⁴⁴, E. Pianori ^{17a}, F. Piazza ^{70a,70b}, R. Piegai ³⁰, D. Pietreanu ^{27b}, A.D. Pilkington ¹⁰⁰, M. Pinamonti ^{68a,68c}, J.L. Pinfold ², C. Pitman Donaldson ⁹⁵, D.A. Pizzi ³⁴, L. Pizzimento ^{75a,75b}, A. Pizzini ¹¹³, M.-A. Pleier ²⁹, V. Plesanovs ⁵⁴, V. Pleskot ¹³², E. Plotnikova ³⁸, G. Poddar ⁴, R. Poettgen ⁹⁷, R. Poggi ⁵⁶, L. Poggioli ¹²⁶, I. Pogrebnyak ¹⁰⁶, D. Pohl ²⁴, I. Pokharel ⁵⁵, S. Polacek ¹³², G. Polesello ^{72a}, A. Poley ^{141,155a}, R. Polifka ¹³¹, A. Polini ^{23b}, C.S. Pollard ¹²⁵, Z.B. Pollock ¹¹⁸, V. Polychronakos ²⁹, D. Ponomarenko ³⁷, L. Pontecorvo ³⁶, S. Popa ^{27a}, G.A. Popeneciu ^{27d}, L. Portales ⁴, D.M. Portillo Quintero ^{155a}, S. Pospisil ¹³¹, P. Postolache ^{27c}, K. Potamianos ¹²⁵, I.N. Potrap ³⁸, C.J. Potter ³², H. Potti ¹, T. Poulsen ⁴⁸, J. Poveda ¹⁶¹, G. Pownall ⁴⁸, M.E. Pozo Astigarraga ³⁶, A. Prades Ibanez ¹⁶¹, P. Pralavorio ¹⁰¹, M.M. Prapa ⁴⁶, D. Price ¹⁰⁰, M. Primavera ^{69a}, M.A. Principe Martin ⁹⁸, M.L. Proffitt ¹³⁷, N. Proklova ³⁷, K. Prokofiev ^{64c}, G. Proto ^{75a,75b}, S. Protopopescu ²⁹, J. Proudfoot ⁶, M. Przybycien ^{84a}, D. Pudzha ³⁷, P. Puzo ⁶⁶, D. Pyatiizbyantseva ³⁷, J. Qian ¹⁰⁵, Y. Qin ¹⁰⁰, T. Qiu ⁹³, A. Quadt ⁵⁵, M. Queitsch-Maitland ²⁴, G. Rabanal Bolanos ⁶¹,

D. Rafanoharana [ID⁵⁴](#), F. Ragusa [ID^{70a,70b}](#), J.A. Raine [ID⁵⁶](#), S. Rajagopalan [ID²⁹](#), K. Ran [ID^{14a,14d}](#),
 V. Raskina [ID¹²⁶](#), D.F. Rassloff [ID^{63a}](#), S. Rave [ID⁹⁹](#), B. Ravina [ID⁵⁹](#), I. Ravinovich [ID¹⁶⁷](#), M. Raymond [ID³⁶](#),
 A.L. Read [ID¹²⁴](#), N.P. Readioff [ID¹³⁸](#), D.M. Rebutzi [ID^{72a,72b}](#), G. Redlinger [ID²⁹](#), K. Reeves [ID⁴⁵](#),
 D. Reikher [ID¹⁵⁰](#), A. Reiss⁹⁹, A. Rej [ID¹⁴⁰](#), C. Rembser [ID³⁶](#), A. Renardi [ID⁴⁸](#), M. Renda [ID^{27b}](#),
 M.B. Rendel¹⁰⁹, A.G. Rennie [ID⁵⁹](#), S. Resconi [ID^{70a}](#), M. Ressegotti [ID^{57b,57a}](#), E.D. Resseguie [ID^{17a}](#),
 S. Rettie [ID⁹⁵](#), B. Reynolds¹¹⁸, E. Reynolds [ID^{17a}](#), M. Rezaei Estabragh [ID¹⁶⁹](#), O.L. Rezanova [ID³⁷](#),
 P. Reznicek [ID¹³²](#), E. Ricci [ID^{77a,77b}](#), R. Richter [ID¹⁰⁹](#), S. Richter [ID^{47a,47b}](#), E. Richter-Was [ID^{84b}](#),
 M. Ridel [ID¹²⁶](#), P. Rieck [ID¹¹⁶](#), P. Riedler [ID³⁶](#), M. Rijssenbeek [ID¹⁴⁴](#), A. Rimoldi [ID^{72a,72b}](#), M. Rimoldi [ID⁴⁸](#),
 L. Rinaldi [ID^{23b,23a}](#), T.T. Rinn [ID¹⁶⁰](#), M.P. Rinnagel [ID¹⁰⁸](#), G. Ripellino [ID¹⁴³](#), I. Riu [ID¹³](#), P. Rivadeneira [ID⁴⁸](#),
 J.C. Rivera Vergara [ID¹⁶³](#), F. Rizatdinova [ID¹²⁰](#), E. Rizvi [ID⁹³](#), C. Rizzi [ID⁵⁶](#), B.A. Roberts [ID¹⁶⁵](#),
 B.R. Roberts [ID^{17a}](#), S.H. Robertson [ID^{103,t}](#), M. Robin [ID⁴⁸](#), D. Robinson [ID³²](#), C.M. Robles Gajardo^{136f},
 M. Robles Manzano [ID⁹⁹](#), A. Robson [ID⁵⁹](#), A. Rocchi [ID^{75a,75b}](#), C. Roda [ID^{73a,73b}](#), S. Rodriguez Bosca [ID^{63a}](#),
 Y. Rodriguez Garcia [ID^{22a}](#), A. Rodriguez Rodriguez [ID⁵⁴](#), A.M. Rodríguez Vera [ID^{155b}](#), S. Roe³⁶,
 J.T. Roemer [ID¹⁵⁸](#), A.R. Roepe-Gier [ID¹¹⁹](#), J. Roggel [ID¹⁶⁹](#), O. Røhne [ID¹²⁴](#), R.A. Rojas [ID¹⁶³](#),
 B. Roland [ID⁵⁴](#), C.P.A. Roland [ID⁶⁷](#), J. Roloff [ID²⁹](#), A. Romaniouk [ID³⁷](#), M. Romano [ID^{23b}](#),
 A.C. Romero Hernandez [ID¹⁶⁰](#), N. Rompotis [ID⁹¹](#), M. Ronzani [ID¹¹⁶](#), L. Roos [ID¹²⁶](#), S. Rosati [ID^{74a}](#),
 B.J. Rosser [ID¹²⁷](#), E. Rossi [ID⁴](#), E. Rossi [ID^{71a,71b}](#), L.P. Rossi [ID^{57b}](#), L. Rossini [ID⁴⁸](#), R. Rosten [ID¹¹⁸](#),
 M. Rotaru [ID^{27b}](#), B. Rottler [ID⁵⁴](#), D. Rousseau [ID⁶⁶](#), D. Rousso [ID³²](#), G. Rovelli [ID^{72a,72b}](#), A. Roy [ID¹⁶⁰](#),
 A. Rozanov [ID¹⁰¹](#), Y. Rozen [ID¹⁴⁹](#), X. Ruan [ID^{33g}](#), A.J. Ruby [ID⁹¹](#), T.A. Ruggeri [ID¹](#), F. Rühr [ID⁵⁴](#),
 A. Ruiz-Martinez [ID¹⁶¹](#), A. Rummler [ID³⁶](#), Z. Rurikova [ID⁵⁴](#), N.A. Rusakovich [ID³⁸](#), H.L. Russell [ID¹⁶³](#),
 L. Rustige [ID⁴⁰](#), J.P. Rutherford [ID⁷](#), E.M. Rüttinger [ID¹³⁸](#), K. Rybacki⁹⁰, M. Rybar [ID¹³²](#), E.B. Rye [ID¹²⁴](#),
 A. Ryzhov [ID³⁷](#), J.A. Sabater Iglesias [ID⁵⁶](#), P. Sabatini [ID¹⁶¹](#), L. Sabetta [ID^{74a,74b}](#), H.F.W. Sadrozinski [ID¹³⁵](#),
 F. Safai Tehrani [ID^{74a}](#), B. Safarzadeh Samani [ID¹⁴⁵](#), M. Safdari [ID¹⁴²](#), S. Saha [ID¹⁰³](#), M. Sahinsoy [ID¹⁰⁹](#),
 A. Sahu [ID¹⁶⁹](#), M. Saimpert [ID¹³⁴](#), M. Saito [ID¹⁵²](#), T. Saito [ID¹⁵²](#), D. Salamani [ID³⁶](#), G. Salamanna [ID^{76a,76b}](#),
 A. Salnikov [ID¹⁴²](#), J. Salt [ID¹⁶¹](#), A. Salvador Salas [ID¹³](#), D. Salvatore [ID^{43b,43a}](#), F. Salvatore [ID¹⁴⁵](#),
 A. Salzburger [ID³⁶](#), D. Sammel [ID⁵⁴](#), D. Sampsonidis [ID¹⁵¹](#), D. Sampsonidou [ID^{62d,62c}](#), J. Sánchez [ID¹⁶¹](#),
 A. Sanchez Pineda [ID⁴](#), V. Sanchez Sebastian [ID¹⁶¹](#), H. Sandaker [ID¹²⁴](#), C.O. Sander [ID⁴⁸](#),
 I.G. Sanderswood [ID⁹⁰](#), J.A. Sandesara [ID¹⁰²](#), M. Sandhoff [ID¹⁶⁹](#), C. Sandoval [ID^{22b}](#), D.P.C. Sankey [ID¹³³](#),
 A. Sansoni [ID⁵³](#), C. Santoni [ID⁴⁰](#), H. Santos [ID^{129a,129b}](#), S.N. Santpur [ID^{17a}](#), A. Santra [ID¹⁶⁷](#),
 K.A. Saoucha [ID¹³⁸](#), J.G. Saraiva [ID^{129a,129d}](#), J. Sardain [ID¹⁰¹](#), O. Sasaki [ID⁸²](#), K. Sato [ID¹⁵⁶](#), C. Sauer^{63b},
 F. Sauerburger [ID⁵⁴](#), E. Sauvan [ID⁴](#), P. Savard [ID^{154,ab}](#), R. Sawada [ID¹⁵²](#), C. Sawyer [ID¹³³](#), L. Sawyer [ID⁹⁶](#),
 I. Sayago Galvan¹⁶¹, C. Sbarra [ID^{23b}](#), A. Sbrizzi [ID^{23b,23a}](#), T. Scanlon [ID⁹⁵](#), J. Schaarschmidt [ID¹³⁷](#),
 P. Schacht [ID¹⁰⁹](#), D. Schaefer [ID³⁹](#), U. Schäfer [ID⁹⁹](#), A.C. Schaffer [ID⁶⁶](#), D. Schaile [ID¹⁰⁸](#),
 R.D. Schamberger [ID¹⁴⁴](#), E. Schanet [ID¹⁰⁸](#), C. Scharf [ID¹⁸](#), N. Scharmberg [ID¹⁰⁰](#), V.A. Schegelsky [ID³⁷](#),
 D. Scheirich [ID¹³²](#), F. Schenck [ID¹⁸](#), M. Schernau [ID¹⁵⁸](#), C. Scheulen [ID⁵⁵](#), C. Schiavi [ID^{57b,57a}](#),
 Z.M. Schillaci [ID²⁶](#), E.J. Schioppa [ID^{69a,69b}](#), M. Schioppa [ID^{43b,43a}](#), B. Schlag [ID⁹⁹](#), K.E. Schleicher [ID⁵⁴](#),
 S. Schlenker [ID³⁶](#), K. Schmieden [ID⁹⁹](#), C. Schmitt [ID⁹⁹](#), S. Schmitt [ID⁴⁸](#), L. Schoeffel [ID¹³⁴](#),
 A. Schoening [ID^{63b}](#), P.G. Scholer [ID⁵⁴](#), E. Schopf [ID¹²⁵](#), M. Schott [ID⁹⁹](#), J. Schovancova [ID³⁶](#),
 S. Schramm [ID⁵⁶](#), F. Schroeder [ID¹⁶⁹](#), H-C. Schultz-Coulon [ID^{63a}](#), M. Schumacher [ID⁵⁴](#), B.A. Schumm [ID¹³⁵](#),
 Ph. Schune [ID¹³⁴](#), A. Schwartzman [ID¹⁴²](#), T.A. Schwarz [ID¹⁰⁵](#), Ph. Schwemling [ID¹³⁴](#), R. Schwienhorst [ID¹⁰⁶](#),
 A. Sciandra [ID¹³⁵](#), G. Sciolla [ID²⁶](#), F. Scuri [ID^{73a}](#), F. Scutti¹⁰⁴, C.D. Sebastiani [ID⁹¹](#), K. Sedlaczek [ID⁴⁹](#),
 P. Seema [ID¹⁸](#), S.C. Seidel [ID¹¹¹](#), A. Seiden [ID¹³⁵](#), B.D. Seidlitz [ID²⁹](#), T. Seiss [ID³⁹](#), C. Seitz [ID⁴⁸](#),
 J.M. Seixas [ID^{81b}](#), G. Sekhniaidze [ID^{71a}](#), S.J. Sekula [ID⁴⁴](#), L. Selem [ID⁴](#), N. Semprini-Cesari [ID^{23b,23a}](#),
 S. Sen [ID⁵¹](#), V. Senthilkumar [ID¹⁶¹](#), L. Serin [ID⁶⁶](#), L. Serkin [ID^{68a,68b}](#), M. Sessa [ID^{76a,76b}](#), H. Severini [ID¹¹⁹](#),
 S. Sevova [ID¹⁴²](#), F. Sforza [ID^{57b,57a}](#), A. Sfyrila [ID⁵⁶](#), E. Shabalina [ID⁵⁵](#), R. Shaheen [ID¹⁴³](#),
 J.D. Shahinian [ID¹²⁷](#), N.W. Shaikh [ID^{47a,47b}](#), D. Shaked Renous [ID¹⁶⁷](#), L.Y. Shan [ID^{14a}](#), M. Shapiro [ID^{17a}](#),
 A. Sharma [ID³⁶](#), A.S. Sharma [ID¹](#), S. Sharma [ID⁴⁸](#), P.B. Shatalov [ID³⁷](#), K. Shaw [ID¹⁴⁵](#), S.M. Shaw [ID¹⁰⁰](#),

P. Sherwood [ID⁹⁵](#), L. Shi [ID⁹⁵](#), C.O. Shimmin [ID¹⁷⁰](#), Y. Shimogama [ID¹⁶⁶](#), J.D. Shinner [ID⁹⁴](#),
 I.P.J. Shipsey [ID¹²⁵](#), S. Shirabe [ID⁵⁶](#), M. Shiyakova [ID³⁸](#), J. Shlomi [ID¹⁶⁷](#), M.J. Shochet [ID³⁹](#), J. Shojaii [ID¹⁰⁴](#),
 D.R. Shope [ID¹⁴³](#), S. Shrestha [ID¹¹⁸](#), E.M. Shrif [ID^{33g}](#), M.J. Shroff [ID¹⁶³](#), P. Sicho [ID¹³⁰](#), A.M. Sickles [ID¹⁶⁰](#),
 E. Sideras Haddad [ID^{33g}](#), O. Sidiropoulou [ID³⁶](#), A. Sidoti [ID^{23b}](#), F. Siegert [ID⁵⁰](#), Dj. Sijacki [ID¹⁵](#), F. Sili [ID⁸⁹](#),
 J.M. Silva [ID²⁰](#), M.V. Silva Oliveira [ID³⁶](#), S.B. Silverstein [ID^{47a}](#), S. Simion [ID⁶⁶](#), R. Simoniello [ID³⁶](#),
 N.D. Simpson [ID⁹⁷](#), S. Simsek [ID^{21a}](#), S. Sindhu [ID⁵⁵](#), P. Sinervo [ID¹⁵⁴](#), V. Sinetckii [ID³⁷](#), S. Singh [ID¹⁴¹](#),
 S. Singh [ID¹⁵⁴](#), S. Sinha [ID⁴⁸](#), S. Sinha [ID^{33g}](#), M. Sioli [ID^{23b,23a}](#), I. Siral [ID¹²²](#), S. Yu. Sivoklov [ID^{37,*}](#),
 J. Sjölin [ID^{47a,47b}](#), A. Skaf [ID⁵⁵](#), E. Skorda [ID⁹⁷](#), P. Skubic [ID¹¹⁹](#), M. Slawinska [ID⁸⁵](#), V. Smakhtin [ID¹⁶⁷](#),
 B.H. Smart [ID¹³³](#), J. Smiesko [ID¹³²](#), S. Yu. Smirnov [ID³⁷](#), Y. Smirnov [ID³⁷](#), L.N. Smirnova [ID^{37,a}](#),
 O. Smirnova [ID⁹⁷](#), E.A. Smith [ID³⁹](#), H.A. Smith [ID¹²⁵](#), R. Smith [ID¹⁴²](#), M. Smizanska [ID⁹⁰](#), K. Smolek [ID¹³¹](#),
 A. Smykiewicz [ID⁸⁵](#), A.A. Snesarev [ID³⁷](#), H.L. Snoek [ID¹¹³](#), S. Snyder [ID²⁹](#), R. Sobie [ID^{163,t}](#), A. Soffer [ID¹⁵⁰](#),
 C.A. Solans Sanchez [ID³⁶](#), E. Yu. Soldatov [ID³⁷](#), U. Soldevila [ID¹⁶¹](#), A.A. Solodkov [ID³⁷](#), S. Solomon [ID⁵⁴](#),
 A. Soloshenko [ID³⁸](#), K. Solovieva [ID⁵⁴](#), O.V. Solovyanov [ID³⁷](#), V. Solovyev [ID³⁷](#), P. Sommer [ID¹³⁸](#),
 H. Son [ID¹⁵⁷](#), A. Sonay [ID¹³](#), W.Y. Song [ID^{155b}](#), A. Sopczak [ID¹³¹](#), A.L. Soppio [ID⁹⁵](#), F. Sopkova [ID^{28b}](#),
 V. Sothilingam [ID^{63a}](#), S. Sottocornola [ID^{72a,72b}](#), R. Soualah [ID^{115c}](#), Z. Soumami [ID^{35e}](#), D. South [ID⁴⁸](#),
 S. Spagnolo [ID^{69a,69b}](#), M. Spalla [ID¹⁰⁹](#), M. Spangenberg [ID¹⁶⁵](#), F. Spanò [ID⁹⁴](#), D. Sperlich [ID⁵⁴](#), G. Spigo [ID³⁶](#),
 M. Spina [ID¹⁴⁵](#), S. Spinali [ID⁹⁰](#), D.P. Spiteri [ID⁵⁹](#), M. Spousta [ID¹³²](#), E.J. Staats [ID³⁴](#), A. Stabile [ID^{70a,70b}](#),
 R. Stamen [ID^{63a}](#), M. Stamenkovic [ID¹¹³](#), A. Stampekis [ID²⁰](#), M. Standke [ID²⁴](#), E. Stanecka [ID⁸⁵](#),
 B. Stanislaus [ID^{17a}](#), M.M. Stanitzki [ID⁴⁸](#), M. Stankaityte [ID¹²⁵](#), B. Stapf [ID⁴⁸](#), E.A. Starchenko [ID³⁷](#),
 G.H. Stark [ID¹³⁵](#), J. Stark [ID¹⁰¹](#), D.M. Starke [ID^{155b}](#), P. Staroba [ID¹³⁰](#), P. Starovoitov [ID^{63a}](#), S. Stärz [ID¹⁰³](#),
 R. Staszewski [ID⁸⁵](#), G. Stavropoulos [ID⁴⁶](#), J. Steentoft [ID¹⁵⁹](#), P. Steinberg [ID²⁹](#), A.L. Steinhebel [ID¹²²](#),
 B. Stelzer [ID^{141,155a}](#), H.J. Stelzer [ID¹²⁸](#), O. Stelzer-Chilton [ID^{155a}](#), H. Stenzel [ID⁵⁸](#), T.J. Stevenson [ID¹⁴⁵](#),
 G.A. Stewart [ID³⁶](#), M.C. Stockton [ID³⁶](#), G. Stoicea [ID^{27b}](#), M. Stolarski [ID^{129a}](#), S. Stonjek [ID¹⁰⁹](#),
 A. Straessner [ID⁵⁰](#), J. Strandberg [ID¹⁴³](#), S. Strandberg [ID^{47a,47b}](#), M. Strauss [ID¹¹⁹](#), T. Strebler [ID¹⁰¹](#),
 P. Strizenec [ID^{28b}](#), R. Ströhmer [ID¹⁶⁴](#), D.M. Strom [ID¹²²](#), L.R. Strom [ID⁴⁸](#), R. Stroynowski [ID⁴⁴](#),
 A. Strubig [ID^{47a,47b}](#), S.A. Stucci [ID²⁹](#), B. Stugu [ID¹⁶](#), J. Stupak [ID¹¹⁹](#), N.A. Styles [ID⁴⁸](#), D. Su [ID¹⁴²](#),
 S. Su [ID^{62a}](#), W. Su [ID^{62d,137,62c}](#), X. Su [ID^{62a,66}](#), K. Sugizaki [ID¹⁵²](#), V.V. Sulin [ID³⁷](#), M.J. Sullivan [ID⁹¹](#),
 D.M.S. Sultan [ID^{77a,77b}](#), L. Sultanaliev [ID³⁷](#), S. Sultansoy [ID^{3b}](#), T. Sumida [ID⁸⁶](#), S. Sun [ID¹⁰⁵](#), S. Sun [ID¹⁶⁸](#),
 O. Sunneborn Gudnadottir [ID¹⁵⁹](#), M.R. Sutton [ID¹⁴⁵](#), M. Svatos [ID¹³⁰](#), M. Swiatlowski [ID^{155a}](#),
 T. Swirski [ID¹⁶⁴](#), I. Sykora [ID^{28a}](#), M. Sykora [ID¹³²](#), T. Sykora [ID¹³²](#), D. Ta [ID⁹⁹](#), K. Tackmann [ID^{48,s}](#),
 A. Taffard [ID¹⁵⁸](#), R. Tafirout [ID^{155a}](#), R.H.M. Taibah [ID¹²⁶](#), R. Takashima [ID⁸⁷](#), K. Takeda [ID⁸³](#),
 E.P. Takeva [ID⁵²](#), Y. Takubo [ID⁸²](#), M. Talby [ID¹⁰¹](#), A.A. Talyshev [ID³⁷](#), K.C. Tam [ID^{64b}](#), N.M. Tamir [ID¹⁵⁰](#),
 A. Tanaka [ID¹⁵²](#), J. Tanaka [ID¹⁵²](#), R. Tanaka [ID⁶⁶](#), J. Tang [ID^{62c}](#), Z. Tao [ID¹⁶²](#), S. Tapia Araya [ID⁸⁰](#),
 S. Tapprogge [ID⁹⁹](#), A. Tarek Abouelfadl Mohamed [ID¹⁰⁶](#), S. Tarem [ID¹⁴⁹](#), K. Tariq [ID^{62b}](#), G. Tarna [ID^{27b}](#),
 G.F. Tartarelli [ID^{70a}](#), P. Tas [ID¹³²](#), M. Tasevsky [ID¹³⁰](#), E. Tassi [ID^{43b,43a}](#), G. Tateno [ID¹⁵²](#), Y. Tayalati [ID^{35e}](#),
 G.N. Taylor [ID¹⁰⁴](#), W. Taylor [ID^{155b}](#), H. Teagle [ID⁹¹](#), A.S. Tee [ID¹⁶⁸](#), R. Teixeira De Lima [ID¹⁴²](#),
 P. Teixeira-Dias [ID⁹⁴](#), J.J. Teoh [ID¹¹³](#), K. Terashi [ID¹⁵²](#), J. Terron [ID⁹⁸](#), S. Terzo [ID¹³](#), M. Testa [ID⁵³](#),
 R.J. Teuscher [ID^{154,t}](#), N. Themistokleous [ID⁵²](#), T. Thevenaux-Pelzer [ID¹⁸](#), O. Thielmann [ID¹⁶⁹](#),
 D.W. Thomas [ID⁹⁴](#), J.P. Thomas [ID²⁰](#), E.A. Thompson [ID⁴⁸](#), P.D. Thompson [ID²⁰](#), E. Thomson [ID¹²⁷](#),
 E.J. Thorpe [ID⁹³](#), Y. Tian [ID⁵⁵](#), V. Tikhomirov [ID^{37,a}](#), Yu.A. Tikhonov [ID³⁷](#), S. Timoshenko [ID³⁷](#),
 E.X.L. Ting [ID¹](#), P. Tipton [ID¹⁷⁰](#), S. Tisserant [ID¹⁰¹](#), S.H. Tlou [ID^{33g}](#), A. Tmourji [ID⁴⁰](#), K. Todome [ID^{23b,23a}](#),
 S. Todorova-Nova [ID¹³²](#), S. Todt [ID⁵⁰](#), M. Togawa [ID⁸²](#), J. Tojo [ID⁸⁸](#), S. Tokár [ID^{28a}](#), K. Tokushuku [ID⁸²](#),
 R. Tombs [ID³²](#), M. Tomoto [ID^{82,110}](#), L. Tompkins [ID¹⁴²](#), P. Tornambe [ID¹⁰²](#), E. Torrence [ID¹²²](#), H. Torres [ID⁵⁰](#),
 E. Torró Pastor [ID¹⁶¹](#), M. Toscani [ID³⁰](#), C. Toscirri [ID³⁹](#), D.R. Tovey [ID¹³⁸](#), A. Traeet [ID¹⁶](#), I.S. Trandafir [ID^{27b}](#),
 C.J. Treado [ID¹¹⁶](#), T. Trefzger [ID¹⁶⁴](#), A. Tricoli [ID²⁹](#), I.M. Trigger [ID^{155a}](#), S. Trincaz-Duvoid [ID¹²⁶](#),
 D.A. Trischuk [ID¹⁶²](#), B. Trocmé [ID⁶⁰](#), A. Trofymov [ID⁶⁶](#), C. Troncon [ID^{70a}](#), F. Trovato [ID¹⁴⁵](#), L. Truong [ID^{33c}](#),
 M. Trzebinski [ID⁸⁵](#), A. Trzupek [ID⁸⁵](#), F. Tsai [ID¹⁴⁴](#), M. Tsai [ID¹⁰⁵](#), A. Tsiamis [ID¹⁵¹](#), P.V. Tsiarehka [ID³⁷](#),

A. Tsirigotis ^{151,q}, V. Tsiskaridze ¹⁴⁴, E.G. Tskhadadze ^{148a}, M. Tsopoulou ¹⁵¹, Y. Tsujikawa ⁸⁶,
 I.I. Tsukerman ³⁷, V. Tsulaia ^{17a}, S. Tsuno ⁸², O. Tsur ¹⁴⁹, D. Tsybychev ¹⁴⁴, Y. Tu ^{64b},
 A. Tudorache ^{27b}, V. Tudorache ^{27b}, A.N. Tuna ³⁶, S. Turchikhin ³⁸, I. Turk Cakir ^{3a},
 R. Turra ^{70a}, P.M. Tuts ⁴¹, S. Tzamarias ¹⁵¹, P. Tzanis ¹⁰, E. Tzovara ⁹⁹, K. Uchida ¹⁵²,
 F. Ukegawa ¹⁵⁶, P.A. Ulloa Poblete ^{136c}, G. Unal ³⁶, M. Unal ¹¹, A. Undrus ²⁹, G. Unel ¹⁵⁸,
 K. Uno ¹⁵², J. Urban ^{28b}, P. Urquijo ¹⁰⁴, G. Usai ⁸, R. Ushioda ¹⁵³, M. Usman ¹⁰⁷,
 Z. Uysal ^{21b}, V. Vacek ¹³¹, B. Vachon ¹⁰³, K.O.H. Vadla ¹²⁴, T. Vafeiadis ³⁶, C. Valderanis ¹⁰⁸,
 E. Valdes Santurio ^{47a,47b}, M. Valente ^{155a}, S. Valentinetti ^{23b,23a}, A. Valero ¹⁶¹, A. Vallier ¹⁰¹,
 J.A. Valls Ferrer ¹⁶¹, T.R. Van Daalen ¹³⁷, P. Van Gemmeren ⁶, S. Van Stroud ⁹⁵,
 I. Van Vulpen ¹¹³, M. Vanadia ^{75a,75b}, W. Vandelli ³⁶, M. Vandenbroucke ¹³⁴, E.R. Vandewall ¹²⁰,
 D. Vannicola ¹⁵⁰, L. Vannoli ^{57b,57a}, R. Vari ^{74a}, E.W. Varnes ⁷, C. Varni ^{17a}, T. Varol ¹⁴⁷,
 D. Varouchas ⁶⁶, K.E. Varvell ¹⁴⁶, M.E. Vasile ^{27b}, L. Vaslin ⁴⁰, G.A. Vasquez ¹⁶³, F. Vazeille ⁴⁰,
 D. Vazquez Furelos ¹³, T. Vazquez Schroeder ³⁶, J. Veatch ⁵⁵, V. Vecchio ¹⁰⁰, M.J. Veen ¹¹³,
 I. Veliscek ¹²⁵, L.M. Veloce ¹⁵⁴, F. Veloso ^{129a,129c}, S. Veneziano ^{74a}, A. Ventura ^{69a,69b},
 A. Verbytskyi ¹⁰⁹, M. Verducci ^{73a,73b}, C. Vergis ²⁴, M. Verissimo De Araujo ^{81b},
 W. Verkerke ¹¹³, J.C. Vermeulen ¹¹³, C. Vernieri ¹⁴², P.J. Verschuuren ⁹⁴, M. Vessella ¹⁰²,
 M.L. Vesterbacka ¹¹⁶, M.C. Vetterli ^{141,ab}, A. Vgenopoulos ¹⁵¹, N. Viaux Maira ^{136f},
 T. Vickey ¹³⁸, O.E. Vickey Boeriu ¹³⁸, G.H.A. Viehhauser ¹²⁵, L. Vigani ^{63b}, M. Villa ^{23b,23a},
 M. Villaplana Perez ¹⁶¹, E.M. Villhauer ⁵², E. Vilucchi ⁵³, M.G. Vincter ³⁴, G.S. Virdee ²⁰,
 A. Vishwakarma ⁵², C. Vittori ^{23b,23a}, I. Vivarelli ¹⁴⁵, V. Vladimirov ¹⁶⁵, E. Voevodina ¹⁰⁹,
 M. Vogel ¹⁶⁹, P. Vokac ¹³¹, J. Von Ahnen ⁴⁸, E. Von Toerne ²⁴, B. Vormwald ³⁶, V. Vorobel ¹³²,
 K. Vorobev ³⁷, M. Vos ¹⁶¹, J.H. Vosseveld ⁹¹, M. Vozak ¹¹³, L. Vozdecky ⁹³, N. Vranjes ¹⁵,
 M. Vranjes Milosavljevic ¹⁵, V. Vrba ^{131,*}, M. Vreeswijk ¹¹³, R. Vuillermet ³⁶, O. Vujanovic ⁹⁹,
 I. Vukotic ³⁹, S. Wada ¹⁵⁶, C. Wagner ¹⁰², W. Wagner ¹⁶⁹, S. Wahdan ¹⁶⁹, H. Wahlberg ⁸⁹,
 R. Wakasa ¹⁵⁶, M. Wakida ¹¹⁰, V.M. Walbrecht ¹⁰⁹, J. Walder ¹³³, R. Walker ¹⁰⁸,
 W. Walkowiak ¹⁴⁰, A.M. Wang ⁶¹, A.Z. Wang ¹⁶⁸, C. Wang ^{62a}, C. Wang ^{62c}, H. Wang ^{17a},
 J. Wang ^{64a}, P. Wang ⁴⁴, R.-J. Wang ⁹⁹, R. Wang ⁶¹, R. Wang ⁶, S.M. Wang ¹⁴⁷, S. Wang ^{62b},
 T. Wang ^{62a}, W.T. Wang ⁷⁹, W.X. Wang ^{62a}, X. Wang ^{14c}, X. Wang ¹⁶⁰, X. Wang ^{62c},
 Y. Wang ^{62d}, Z. Wang ¹⁰⁵, Z. Wang ^{62d,51,62c}, Z. Wang ¹⁰⁵, A. Warburton ¹⁰³, R.J. Ward ²⁰,
 N. Warrack ⁵⁹, A.T. Watson ²⁰, M.F. Watson ²⁰, G. Watts ¹³⁷, B.M. Waugh ⁹⁵, A.F. Webb ¹¹,
 C. Weber ²⁹, M.S. Weber ¹⁹, S.A. Weber ³⁴, S.M. Weber ^{63a}, C. Wei ^{62a}, Y. Wei ¹²⁵,
 A.R. Weidberg ¹²⁵, J. Weingarten ⁴⁹, M. Weirich ⁹⁹, C. Weiser ⁵⁴, T. Wenaus ²⁹,
 B. Wendland ⁴⁹, T. Wengler ³⁶, N.S. Wenke ¹⁰⁹, N. Wermes ²⁴, M. Wessels ^{63a}, K. Whalen ¹²²,
 A.M. Wharton ⁹⁰, A.S. White ⁶¹, A. White ⁸, M.J. White ¹, D. Whiteson ¹⁵⁸,
 L. Wickremasinghe ¹²³, W. Wiedenmann ¹⁶⁸, C. Wiel ⁵⁰, M. Wielers ¹³³, N. Wieseotte ⁹⁹,
 C. Wiglesworth ⁴², L.A.M. Wiik-Fuchs ⁵⁴, D.J. Wilbern ¹¹⁹, H.G. Wilkens ³⁶, D.M. Williams ⁴¹,
 H.H. Williams ¹²⁷, S. Williams ³², S. Willocq ¹⁰², P.J. Windischhofer ¹²⁵, F. Winklmeier ¹²²,
 B.T. Winter ⁵⁴, M. Wittgen ¹⁴², M. Wobisch ⁹⁶, A. Wolf ⁹⁹, R. Wölker ¹²⁵, J. Wollrath ¹⁵⁸,
 M.W. Wolter ⁸⁵, H. Wolters ^{129a,129c}, V.W.S. Wong ¹⁶², A.F. Wongel ⁴⁸, S.D. Worm ⁴⁸,
 B.K. Wosiek ⁸⁵, K.W. Woźniak ⁸⁵, K. Wraight ⁵⁹, J. Wu ^{14a,14d}, S.L. Wu ¹⁶⁸, X. Wu ⁵⁶,
 Y. Wu ^{62a}, Z. Wu ^{134,62a}, J. Wuerzinger ¹²⁵, T.R. Wyatt ¹⁰⁰, B.M. Wynne ⁵², S. Xella ⁴²,
 L. Xia ^{14c}, M. Xia ^{14b}, J. Xiang ^{64c}, X. Xiao ¹⁰⁵, M. Xie ^{62a}, X. Xie ^{62a}, I. Xiotidis ¹⁴⁵, D. Xu ^{14a},
 H. Xu ^{62a}, H. Xu ^{62a}, L. Xu ^{62a}, R. Xu ¹²⁷, T. Xu ^{62a}, W. Xu ¹⁰⁵, Y. Xu ^{14b}, Z. Xu ^{62b},
 Z. Xu ¹⁴², B. Yabsley ¹⁴⁶, S. Yacoob ^{33a}, N. Yamaguchi ⁸⁸, Y. Yamaguchi ¹⁵³, H. Yamauchi ¹⁵⁶,
 T. Yamazaki ^{17a}, Y. Yamazaki ⁸³, J. Yan ^{62c}, S. Yan ¹²⁵, Z. Yan ²⁵, H.J. Yang ^{62c,62d},
 H.T. Yang ^{17a}, S. Yang ^{62a}, T. Yang ^{64c}, X. Yang ^{62a}, X. Yang ^{14a}, Y. Yang ⁴⁴, Z. Yang ^{62a,105},
 W-M. Yao ^{17a}, Y.C. Yap ⁴⁸, H. Ye ^{14c}, J. Ye ⁴⁴, S. Ye ²⁹, X. Ye ^{62a}, I. Yeletsikh ³⁸,

M.R. Yexley ¹⁰, P. Yin ⁴¹, K. Yorita ¹⁶⁶, C.J.S. Young ⁵⁴, C. Young ¹⁴², M. Yuan ¹⁰⁵, R. Yuan ^{62b,j}, X. Yue ^{63a}, M. Zaazoua ^{35e}, B. Zabinski ⁸⁵, G. Zacharis ¹⁰, E. Zaid ⁵², T. Zakareishvili ^{148b}, N. Zakharchuk ³⁴, S. Zambito ³⁶, D. Zanzi ⁵⁴, O. Zaplatilek ¹³¹, S.V. Zeißner ⁴⁹, C. Zeitnitz ¹⁶⁹, J.C. Zeng ¹⁶⁰, D.T. Zenger Jr ²⁶, O. Zenin ³⁷, T. Ženiš ^{28a}, S. Zenz ⁹³, S. Zerradi ^{35a}, D. Zerwas ⁶⁶, B. Zhang ^{14c}, D.F. Zhang ¹³⁸, G. Zhang ^{14b}, J. Zhang ⁶, K. Zhang ^{14a,14d}, L. Zhang ^{14c}, M. Zhang ¹⁶⁰, R. Zhang ¹⁶⁸, S. Zhang ¹⁰⁵, X. Zhang ^{62c}, X. Zhang ^{62b}, Z. Zhang ⁶⁶, H. Zhao ¹³⁷, P. Zhao ⁵¹, T. Zhao ^{62b}, Y. Zhao ¹³⁵, Z. Zhao ^{62a}, A. Zhemchugov ³⁸, Z. Zheng ¹⁴², D. Zhong ¹⁶⁰, B. Zhou ¹⁰⁵, C. Zhou ¹⁶⁸, H. Zhou ⁷, N. Zhou ^{62c}, Y. Zhou ⁷, C.G. Zhu ^{62b}, C. Zhu ^{14a,14d}, H.L. Zhu ^{62a}, H. Zhu ^{14a}, J. Zhu ¹⁰⁵, Y. Zhu ^{62a}, X. Zhuang ^{14a}, K. Zhukov ³⁷, V. Zhulanov ³⁷, D. Zieminska ⁶⁷, N.I. Zimine ³⁸, S. Zimmermann ^{54,*}, J. Zinsser ^{63b}, M. Ziolkowski ¹⁴⁰, L. Živković ¹⁵, A. Zoccoli ^{23b,23a}, K. Zoch ⁵⁶, T.G. Zorbas ¹³⁸, O. Zormpa ⁴⁶, W. Zou ⁴¹, L. Zwalinski ³⁶.

¹Department of Physics, University of Adelaide, Adelaide; Australia.

²Department of Physics, University of Alberta, Edmonton AB; Canada.

³(^a)Department of Physics, Ankara University, Ankara; (^b)Division of Physics, TOBB University of Economics and Technology, Ankara; Türkiye.

⁴LAPP, Univ. Savoie Mont Blanc, CNRS/IN2P3, Annecy; France.

⁵APC, Université Paris Cité, CNRS/IN2P3, Paris; France.

⁶High Energy Physics Division, Argonne National Laboratory, Argonne IL; United States of America.

⁷Department of Physics, University of Arizona, Tucson AZ; United States of America.

⁸Department of Physics, University of Texas at Arlington, Arlington TX; United States of America.

⁹Physics Department, National and Kapodistrian University of Athens, Athens; Greece.

¹⁰Physics Department, National Technical University of Athens, Zografou; Greece.

¹¹Department of Physics, University of Texas at Austin, Austin TX; United States of America.

¹²Institute of Physics, Azerbaijan Academy of Sciences, Baku; Azerbaijan.

¹³Institut de Física d'Altes Energies (IFAE), Barcelona Institute of Science and Technology, Barcelona; Spain.

¹⁴(^a)Institute of High Energy Physics, Chinese Academy of Sciences, Beijing; (^b)Physics Department, Tsinghua University, Beijing; (^c)Department of Physics, Nanjing University, Nanjing; (^d)University of Chinese Academy of Science (UCAS), Beijing; China.

¹⁵Institute of Physics, University of Belgrade, Belgrade; Serbia.

¹⁶Department for Physics and Technology, University of Bergen, Bergen; Norway.

¹⁷(^a)Physics Division, Lawrence Berkeley National Laboratory, Berkeley CA; (^b)University of California, Berkeley CA; United States of America.

¹⁸Institut für Physik, Humboldt Universität zu Berlin, Berlin; Germany.

¹⁹Albert Einstein Center for Fundamental Physics and Laboratory for High Energy Physics, University of Bern, Bern; Switzerland.

²⁰School of Physics and Astronomy, University of Birmingham, Birmingham; United Kingdom.

²¹(^a)Department of Physics, Bogazici University, Istanbul; (^b)Department of Physics Engineering, Gaziantep University, Gaziantep; (^c)Department of Physics, Istanbul University, Istanbul; (^d)Istinye University, Sariyer, Istanbul; Türkiye.

²²(^a)Facultad de Ciencias y Centro de Investigaciones, Universidad Antonio Nariño, Bogotá; (^b)Departamento de Física, Universidad Nacional de Colombia, Bogotá; Colombia.

²³(^a)Dipartimento di Fisica e Astronomia A. Righi, Università di Bologna, Bologna; (^b)INFN Sezione di Bologna; Italy.

²⁴Physikalisches Institut, Universität Bonn, Bonn; Germany.

- ²⁵Department of Physics, Boston University, Boston MA; United States of America.
- ²⁶Department of Physics, Brandeis University, Waltham MA; United States of America.
- ²⁷(^a) Transilvania University of Brasov, Brasov; (^b) Horia Hulubei National Institute of Physics and Nuclear Engineering, Bucharest; (^c) Department of Physics, Alexandru Ioan Cuza University of Iasi, Iasi; (^d) National Institute for Research and Development of Isotopic and Molecular Technologies, Physics Department, Cluj-Napoca; (^e) University Politehnica Bucharest, Bucharest; (^f) West University in Timisoara, Timisoara; Romania.
- ²⁸(^a) Faculty of Mathematics, Physics and Informatics, Comenius University, Bratislava; (^b) Department of Subnuclear Physics, Institute of Experimental Physics of the Slovak Academy of Sciences, Kosice; Slovak Republic.
- ²⁹Physics Department, Brookhaven National Laboratory, Upton NY; United States of America.
- ³⁰Universidad de Buenos Aires, Facultad de Ciencias Exactas y Naturales, Departamento de Física, y CONICET, Instituto de Física de Buenos Aires (IFIBA), Buenos Aires; Argentina.
- ³¹California State University, CA; United States of America.
- ³²Cavendish Laboratory, University of Cambridge, Cambridge; United Kingdom.
- ³³(^a) Department of Physics, University of Cape Town, Cape Town; (^b) iThemba Labs, Western Cape; (^c) Department of Mechanical Engineering Science, University of Johannesburg, Johannesburg; (^d) National Institute of Physics, University of the Philippines Diliman (Philippines); (^e) University of South Africa, Department of Physics, Pretoria; (^f) University of Zululand, KwaDlangezwa; (^g) School of Physics, University of the Witwatersrand, Johannesburg; South Africa.
- ³⁴Department of Physics, Carleton University, Ottawa ON; Canada.
- ³⁵(^a) Faculté des Sciences Ain Chock, Réseau Universitaire de Physique des Hautes Energies - Université Hassan II, Casablanca; (^b) Faculté des Sciences, Université Ibn-Tofail, Kénitra; (^c) Faculté des Sciences Semlalia, Université Cadi Ayyad, LPHEA-Marrakech; (^d) LPMR, Faculté des Sciences, Université Mohamed Premier, Oujda; (^e) Faculté des sciences, Université Mohammed V, Rabat; (^f) Institute of Applied Physics, Mohammed VI Polytechnic University, Ben Guerir; Morocco.
- ³⁶CERN, Geneva; Switzerland.
- ³⁷Affiliated with an institute covered by a cooperation agreement with CERN.
- ³⁸Affiliated with an international laboratory covered by a cooperation agreement with CERN.
- ³⁹Enrico Fermi Institute, University of Chicago, Chicago IL; United States of America.
- ⁴⁰LPC, Université Clermont Auvergne, CNRS/IN2P3, Clermont-Ferrand; France.
- ⁴¹Nevis Laboratory, Columbia University, Irvington NY; United States of America.
- ⁴²Niels Bohr Institute, University of Copenhagen, Copenhagen; Denmark.
- ⁴³(^a) Dipartimento di Fisica, Università della Calabria, Rende; (^b) INFN Gruppo Collegato di Cosenza, Laboratori Nazionali di Frascati; Italy.
- ⁴⁴Physics Department, Southern Methodist University, Dallas TX; United States of America.
- ⁴⁵Physics Department, University of Texas at Dallas, Richardson TX; United States of America.
- ⁴⁶National Centre for Scientific Research "Demokritos", Agia Paraskevi; Greece.
- ⁴⁷(^a) Department of Physics, Stockholm University; (^b) Oskar Klein Centre, Stockholm; Sweden.
- ⁴⁸Deutsches Elektronen-Synchrotron DESY, Hamburg and Zeuthen; Germany.
- ⁴⁹Fakultät Physik, Technische Universität Dortmund, Dortmund; Germany.
- ⁵⁰Institut für Kern- und Teilchenphysik, Technische Universität Dresden, Dresden; Germany.
- ⁵¹Department of Physics, Duke University, Durham NC; United States of America.
- ⁵²SUPA - School of Physics and Astronomy, University of Edinburgh, Edinburgh; United Kingdom.
- ⁵³INFN e Laboratori Nazionali di Frascati, Frascati; Italy.
- ⁵⁴Physikalisches Institut, Albert-Ludwigs-Universität Freiburg, Freiburg; Germany.
- ⁵⁵II. Physikalisches Institut, Georg-August-Universität Göttingen, Göttingen; Germany.

- ⁵⁶Département de Physique Nucléaire et Corpusculaire, Université de Genève, Genève; Switzerland.
- ⁵⁷(^a) Dipartimento di Fisica, Università di Genova, Genova; (^b) INFN Sezione di Genova; Italy.
- ⁵⁸II. Physikalisches Institut, Justus-Liebig-Universität Giessen, Giessen; Germany.
- ⁵⁹SUPA - School of Physics and Astronomy, University of Glasgow, Glasgow; United Kingdom.
- ⁶⁰LPSC, Université Grenoble Alpes, CNRS/IN2P3, Grenoble INP, Grenoble; France.
- ⁶¹Laboratory for Particle Physics and Cosmology, Harvard University, Cambridge MA; United States of America.
- ⁶²(^a) Department of Modern Physics and State Key Laboratory of Particle Detection and Electronics, University of Science and Technology of China, Hefei; (^b) Institute of Frontier and Interdisciplinary Science and Key Laboratory of Particle Physics and Particle Irradiation (MOE), Shandong University, Qingdao; (^c) School of Physics and Astronomy, Shanghai Jiao Tong University, Key Laboratory for Particle Astrophysics and Cosmology (MOE), SKLPPC, Shanghai; (^d) Tsung-Dao Lee Institute, Shanghai; China.
- ⁶³(^a) Kirchhoff-Institut für Physik, Ruprecht-Karls-Universität Heidelberg, Heidelberg; (^b) Physikalisches Institut, Ruprecht-Karls-Universität Heidelberg, Heidelberg; Germany.
- ⁶⁴(^a) Department of Physics, Chinese University of Hong Kong, Shatin, N.T., Hong Kong; (^b) Department of Physics, University of Hong Kong, Hong Kong; (^c) Department of Physics and Institute for Advanced Study, Hong Kong University of Science and Technology, Clear Water Bay, Kowloon, Hong Kong; China.
- ⁶⁵Department of Physics, National Tsing Hua University, Hsinchu; Taiwan.
- ⁶⁶IJCLab, Université Paris-Saclay, CNRS/IN2P3, 91405, Orsay; France.
- ⁶⁷Department of Physics, Indiana University, Bloomington IN; United States of America.
- ⁶⁸(^a) INFN Gruppo Collegato di Udine, Sezione di Trieste, Udine; (^b) ICTP, Trieste; (^c) Dipartimento Politecnico di Ingegneria e Architettura, Università di Udine, Udine; Italy.
- ⁶⁹(^a) INFN Sezione di Lecce; (^b) Dipartimento di Matematica e Fisica, Università del Salento, Lecce; Italy.
- ⁷⁰(^a) INFN Sezione di Milano; (^b) Dipartimento di Fisica, Università di Milano, Milano; Italy.
- ⁷¹(^a) INFN Sezione di Napoli; (^b) Dipartimento di Fisica, Università di Napoli, Napoli; Italy.
- ⁷²(^a) INFN Sezione di Pavia; (^b) Dipartimento di Fisica, Università di Pavia, Pavia; Italy.
- ⁷³(^a) INFN Sezione di Pisa; (^b) Dipartimento di Fisica E. Fermi, Università di Pisa, Pisa; Italy.
- ⁷⁴(^a) INFN Sezione di Roma; (^b) Dipartimento di Fisica, Sapienza Università di Roma, Roma; Italy.
- ⁷⁵(^a) INFN Sezione di Roma Tor Vergata; (^b) Dipartimento di Fisica, Università di Roma Tor Vergata, Roma; Italy.
- ⁷⁶(^a) INFN Sezione di Roma Tre; (^b) Dipartimento di Matematica e Fisica, Università Roma Tre, Roma; Italy.
- ⁷⁷(^a) INFN-TIFPA; (^b) Università degli Studi di Trento, Trento; Italy.
- ⁷⁸Universität Innsbruck, Department of Astro and Particle Physics, Innsbruck; Austria.
- ⁷⁹University of Iowa, Iowa City IA; United States of America.
- ⁸⁰Department of Physics and Astronomy, Iowa State University, Ames IA; United States of America.
- ⁸¹(^a) Departamento de Engenharia Elétrica, Universidade Federal de Juiz de Fora (UFJF), Juiz de Fora; (^b) Universidade Federal do Rio De Janeiro COPPE/EE/IF, Rio de Janeiro; (^c) Instituto de Física, Universidade de São Paulo, São Paulo; (^d) Rio de Janeiro State University, Rio de Janeiro; Brazil.
- ⁸²KEK, High Energy Accelerator Research Organization, Tsukuba; Japan.
- ⁸³Graduate School of Science, Kobe University, Kobe; Japan.
- ⁸⁴(^a) AGH University of Science and Technology, Faculty of Physics and Applied Computer Science, Krakow; (^b) Marian Smoluchowski Institute of Physics, Jagiellonian University, Krakow; Poland.
- ⁸⁵Institute of Nuclear Physics Polish Academy of Sciences, Krakow; Poland.
- ⁸⁶Faculty of Science, Kyoto University, Kyoto; Japan.
- ⁸⁷Kyoto University of Education, Kyoto; Japan.
- ⁸⁸Research Center for Advanced Particle Physics and Department of Physics, Kyushu University, Fukuoka ;

Japan.

⁸⁹Instituto de Física La Plata, Universidad Nacional de La Plata and CONICET, La Plata; Argentina.

⁹⁰Physics Department, Lancaster University, Lancaster; United Kingdom.

⁹¹Oliver Lodge Laboratory, University of Liverpool, Liverpool; United Kingdom.

⁹²Department of Experimental Particle Physics, Jožef Stefan Institute and Department of Physics, University of Ljubljana, Ljubljana; Slovenia.

⁹³School of Physics and Astronomy, Queen Mary University of London, London; United Kingdom.

⁹⁴Department of Physics, Royal Holloway University of London, Egham; United Kingdom.

⁹⁵Department of Physics and Astronomy, University College London, London; United Kingdom.

⁹⁶Louisiana Tech University, Ruston LA; United States of America.

⁹⁷Fysiska institutionen, Lunds universitet, Lund; Sweden.

⁹⁸Departamento de Física Teórica C-15 and CIAFF, Universidad Autónoma de Madrid, Madrid; Spain.

⁹⁹Institut für Physik, Universität Mainz, Mainz; Germany.

¹⁰⁰School of Physics and Astronomy, University of Manchester, Manchester; United Kingdom.

¹⁰¹CPPM, Aix-Marseille Université, CNRS/IN2P3, Marseille; France.

¹⁰²Department of Physics, University of Massachusetts, Amherst MA; United States of America.

¹⁰³Department of Physics, McGill University, Montreal QC; Canada.

¹⁰⁴School of Physics, University of Melbourne, Victoria; Australia.

¹⁰⁵Department of Physics, University of Michigan, Ann Arbor MI; United States of America.

¹⁰⁶Department of Physics and Astronomy, Michigan State University, East Lansing MI; United States of America.

¹⁰⁷Group of Particle Physics, University of Montreal, Montreal QC; Canada.

¹⁰⁸Fakultät für Physik, Ludwig-Maximilians-Universität München, München; Germany.

¹⁰⁹Max-Planck-Institut für Physik (Werner-Heisenberg-Institut), München; Germany.

¹¹⁰Graduate School of Science and Kobayashi-Maskawa Institute, Nagoya University, Nagoya; Japan.

¹¹¹Department of Physics and Astronomy, University of New Mexico, Albuquerque NM; United States of America.

¹¹²Institute for Mathematics, Astrophysics and Particle Physics, Radboud University/Nikhef, Nijmegen; Netherlands.

¹¹³Nikhef National Institute for Subatomic Physics and University of Amsterdam, Amsterdam; Netherlands.

¹¹⁴Department of Physics, Northern Illinois University, DeKalb IL; United States of America.

¹¹⁵(^a) New York University Abu Dhabi, Abu Dhabi; (^b) United Arab Emirates University, Al Ain; (^c) University of Sharjah, Sharjah; United Arab Emirates.

¹¹⁶Department of Physics, New York University, New York NY; United States of America.

¹¹⁷Ochanomizu University, Otsuka, Bunkyo-ku, Tokyo; Japan.

¹¹⁸Ohio State University, Columbus OH; United States of America.

¹¹⁹Homer L. Dodge Department of Physics and Astronomy, University of Oklahoma, Norman OK; United States of America.

¹²⁰Department of Physics, Oklahoma State University, Stillwater OK; United States of America.

¹²¹Palacký University, Joint Laboratory of Optics, Olomouc; Czech Republic.

¹²²Institute for Fundamental Science, University of Oregon, Eugene, OR; United States of America.

¹²³Graduate School of Science, Osaka University, Osaka; Japan.

¹²⁴Department of Physics, University of Oslo, Oslo; Norway.

¹²⁵Department of Physics, Oxford University, Oxford; United Kingdom.

¹²⁶LPNHE, Sorbonne Université, Université Paris Cité, CNRS/IN2P3, Paris; France.

¹²⁷Department of Physics, University of Pennsylvania, Philadelphia PA; United States of America.

- ¹²⁸Department of Physics and Astronomy, University of Pittsburgh, Pittsburgh PA; United States of America.
- ¹²⁹(^a) Laboratório de Instrumentação e Física Experimental de Partículas - LIP, Lisboa; (^b) Departamento de Física, Faculdade de Ciências, Universidade de Lisboa, Lisboa; (^c) Departamento de Física, Universidade de Coimbra, Coimbra; (^d) Centro de Física Nuclear da Universidade de Lisboa, Lisboa; (^e) Departamento de Física, Universidade do Minho, Braga; (^f) Departamento de Física Teórica y del Cosmos, Universidad de Granada, Granada (Spain); (^g) Instituto Superior Técnico, Universidade de Lisboa, Lisboa; Portugal.
- ¹³⁰Institute of Physics of the Czech Academy of Sciences, Prague; Czech Republic.
- ¹³¹Czech Technical University in Prague, Prague; Czech Republic.
- ¹³²Charles University, Faculty of Mathematics and Physics, Prague; Czech Republic.
- ¹³³Particle Physics Department, Rutherford Appleton Laboratory, Didcot; United Kingdom.
- ¹³⁴IRFU, CEA, Université Paris-Saclay, Gif-sur-Yvette; France.
- ¹³⁵Santa Cruz Institute for Particle Physics, University of California Santa Cruz, Santa Cruz CA; United States of America.
- ¹³⁶(^a) Departamento de Física, Pontificia Universidad Católica de Chile, Santiago; (^b) Millennium Institute for Subatomic physics at high energy frontier (SAPHIR), Santiago; (^c) Instituto de Investigación Multidisciplinario en Ciencia y Tecnología, y Departamento de Física, Universidad de La Serena; (^d) Universidad Andres Bello, Department of Physics, Santiago; (^e) Instituto de Alta Investigación, Universidad de Tarapacá, Arica; (^f) Departamento de Física, Universidad Técnica Federico Santa María, Valparaíso; Chile.
- ¹³⁷Department of Physics, University of Washington, Seattle WA; United States of America.
- ¹³⁸Department of Physics and Astronomy, University of Sheffield, Sheffield; United Kingdom.
- ¹³⁹Department of Physics, Shinshu University, Nagano; Japan.
- ¹⁴⁰Department Physik, Universität Siegen, Siegen; Germany.
- ¹⁴¹Department of Physics, Simon Fraser University, Burnaby BC; Canada.
- ¹⁴²SLAC National Accelerator Laboratory, Stanford CA; United States of America.
- ¹⁴³Department of Physics, Royal Institute of Technology, Stockholm; Sweden.
- ¹⁴⁴Departments of Physics and Astronomy, Stony Brook University, Stony Brook NY; United States of America.
- ¹⁴⁵Department of Physics and Astronomy, University of Sussex, Brighton; United Kingdom.
- ¹⁴⁶School of Physics, University of Sydney, Sydney; Australia.
- ¹⁴⁷Institute of Physics, Academia Sinica, Taipei; Taiwan.
- ¹⁴⁸(^a) E. Andronikashvili Institute of Physics, Iv. Javakhishvili Tbilisi State University, Tbilisi; (^b) High Energy Physics Institute, Tbilisi State University, Tbilisi; (^c) University of Georgia, Tbilisi; Georgia.
- ¹⁴⁹Department of Physics, Technion, Israel Institute of Technology, Haifa; Israel.
- ¹⁵⁰Raymond and Beverly Sackler School of Physics and Astronomy, Tel Aviv University, Tel Aviv; Israel.
- ¹⁵¹Department of Physics, Aristotle University of Thessaloniki, Thessaloniki; Greece.
- ¹⁵²International Center for Elementary Particle Physics and Department of Physics, University of Tokyo, Tokyo; Japan.
- ¹⁵³Department of Physics, Tokyo Institute of Technology, Tokyo; Japan.
- ¹⁵⁴Department of Physics, University of Toronto, Toronto ON; Canada.
- ¹⁵⁵(^a) TRIUMF, Vancouver BC; (^b) Department of Physics and Astronomy, York University, Toronto ON; Canada.
- ¹⁵⁶Division of Physics and Tomonaga Center for the History of the Universe, Faculty of Pure and Applied Sciences, University of Tsukuba, Tsukuba; Japan.
- ¹⁵⁷Department of Physics and Astronomy, Tufts University, Medford MA; United States of America.
- ¹⁵⁸Department of Physics and Astronomy, University of California Irvine, Irvine CA; United States of

America.

¹⁵⁹Department of Physics and Astronomy, University of Uppsala, Uppsala; Sweden.

¹⁶⁰Department of Physics, University of Illinois, Urbana IL; United States of America.

¹⁶¹Instituto de Física Corpuscular (IFIC), Centro Mixto Universidad de Valencia - CSIC, Valencia; Spain.

¹⁶²Department of Physics, University of British Columbia, Vancouver BC; Canada.

¹⁶³Department of Physics and Astronomy, University of Victoria, Victoria BC; Canada.

¹⁶⁴Fakultät für Physik und Astronomie, Julius-Maximilians-Universität Würzburg, Würzburg; Germany.

¹⁶⁵Department of Physics, University of Warwick, Coventry; United Kingdom.

¹⁶⁶Waseda University, Tokyo; Japan.

¹⁶⁷Department of Particle Physics and Astrophysics, Weizmann Institute of Science, Rehovot; Israel.

¹⁶⁸Department of Physics, University of Wisconsin, Madison WI; United States of America.

¹⁶⁹Fakultät für Mathematik und Naturwissenschaften, Fachgruppe Physik, Bergische Universität Wuppertal, Wuppertal; Germany.

¹⁷⁰Department of Physics, Yale University, New Haven CT; United States of America.

a Also Affiliated with an institute covered by a cooperation agreement with CERN.

b Also at Borough of Manhattan Community College, City University of New York, New York NY; United States of America.

c Also at Bruno Kessler Foundation, Trento; Italy.

d Also at Center for High Energy Physics, Peking University; China.

e Also at Centro Studi e Ricerche Enrico Fermi; Italy.

f Also at CERN, Geneva; Switzerland.

g Also at Département de Physique Nucléaire et Corpusculaire, Université de Genève, Genève; Switzerland.

h Also at Departament de Física de la Universitat Autònoma de Barcelona, Barcelona; Spain.

i Also at Department of Financial and Management Engineering, University of the Aegean, Chios; Greece.

j Also at Department of Physics and Astronomy, Michigan State University, East Lansing MI; United States of America.

k Also at Department of Physics and Astronomy, University of Louisville, Louisville, KY; United States of America.

l Also at Department of Physics, Ben Gurion University of the Negev, Beer Sheva; Israel.

m Also at Department of Physics, California State University, East Bay; United States of America.

n Also at Department of Physics, California State University, Sacramento; United States of America.

o Also at Department of Physics, King's College London, London; United Kingdom.

p Also at Department of Physics, University of Fribourg, Fribourg; Switzerland.

q Also at Hellenic Open University, Patras; Greece.

r Also at Institutio Catalana de Recerca i Estudis Avancats, ICREA, Barcelona; Spain.

s Also at Institut für Experimentalphysik, Universität Hamburg, Hamburg; Germany.

t Also at Institute of Particle Physics (IPP); Canada.

u Also at Institute of Physics, Azerbaijan Academy of Sciences, Baku; Azerbaijan.

v Also at Institute of Theoretical Physics, Ilia State University, Tbilisi; Georgia.

w Also at Instituto de Física Teórica, IFT-UAM/CSIC, Madrid; Spain.

x Also at Physics Department, An-Najah National University, Nablus; Palestine.

y Also at Physikalisches Institut, Albert-Ludwigs-Universität Freiburg, Freiburg; Germany.

z Also at The City College of New York, New York NY; United States of America.

aa Also at The Collaborative Innovation Center of Quantum Matter (CICQM), Beijing; China.

ab Also at TRIUMF, Vancouver BC; Canada.

ac Also at Università di Napoli Parthenope, Napoli; Italy.

ad Also at University of Chinese Academy of Sciences (UCAS), Beijing; China.

ae Also at Yeditepe University, Physics Department, Istanbul; Türkiye.

* Deceased