



# BBBD: Bounding Box Based Detector for Occlusion Detection and Order Recovery

Kaziwa Saleh<sup>1</sup><sup>a</sup>, Zoltán Vámosy<sup>2</sup><sup>b</sup>

<sup>1</sup>*Doctoral School of Applied Informatics and Applied Mathematics, Óbuda University, Budapest, Hungary*

<sup>2</sup>*John von Neumann Faculty of Informatics, Óbuda University, Budapest, Hungary*  
*kaziwa.saleh@stud.uni-obuda.hu, vamosy.zoltan@nik.uni-obuda.hu*

**Keywords:** Occlusion Handling, Object Detection, Amodal Segmentation, Depth Ordering, Occlusion Ordering, Partial Occlusion.

**Abstract:** Occlusion handling is one of the challenges of object detection and segmentation, and scene understanding. Because objects appear differently when they are occluded in varying degree, angle, and locations. Therefore, determining the existence of occlusion between objects and their order in a scene is a fundamental requirement for semantic understanding. Existing works mostly use deep learning based models to retrieve the order of the instances in an image or for occlusion detection. This requires labelled occluded data and it is time-consuming. In this paper, we propose a simpler and faster method that can perform both operations without any training and only requires the modal segmentation masks. For occlusion detection, instead of scanning the two objects entirely, we only focus on the intersected area between their bounding boxes. Similarly, we use the segmentation mask inside the same area to recover the depth-ordering. When tested on COCOA dataset, our method achieves +8% and +5% more accuracy than the baselines in order recovery and occlusion detection respectively.

## 1 INTRODUCTION

Real-world scenes are complex and cluttered, as humans we observe and fathom them effortlessly even when objects are not fully visible. We can easily deduce that an object is partially hidden by other objects. For machines, this is a challenging task particularly if the object(s) are occluded by more than one object. Nevertheless, for a machine to comprehend its surrounding, it has to be capable of inferring the order of objects in the scene, i.e. to determine if the object is occluded and by which object(s).


Working with occlusion is difficult because an object can be hidden by other object(s) in varying ratio, location, and angle. Yet, handling it plays a key role in the machine perception. Many works in the recent literature address occlusion in various applications (Saleh et al., 2021; Tóth and Szénási, 2020). The focus is either on detecting and segmenting the occluded object (Ke et al., 2021) (Zheng et al., 2021), completing the invisible region (Wang et al., 2021) (Ling et al., 2020), or depth-ordering (Zhan et al.,


2020)(Ehsani et al., 2018).

However, almost all the works in the literature rely on deep learning based network to retrieve the amodal mask (the mask for occluded region) of the object and utilize it for occlusion presence detection and depth ordering. Although this produces good results, it is time-consuming and it requires a labelled occluded dataset which may not be available (Finta and Szénási, 2019).

In this work, we propose a simpler approach. The method only requires the modal masks and their bounding boxes which can easily be obtained. In contrast to scanning the entire mask of objects to determine if they occlude each other or not, we only focus on the intersected area (IA) of the bounding boxes. We utilize the portion of the mask that falls into this area. Since we concentrate on a smaller region, our method is faster and can produce instant results.

Our method called Bounding Box Based Detector (BBBD) takes the bounding boxes and modal masks of the instances detected in the image as input, and outputs a matrix that contains the order of the objects. By calculating the IA of the bounding boxes and checking the mask in that area, we infer the existence of occlusion. The method is tested on COCOA

<sup>a</sup> <https://orcid.org/0000-0003-3902-1063>

<sup>b</sup> <https://orcid.org/0000-0002-6040-9954>

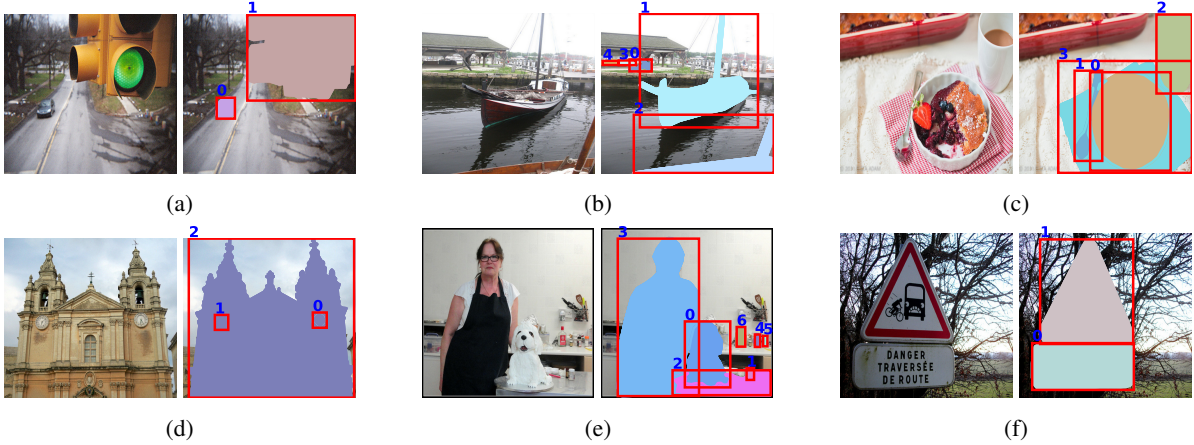


Figure 1: Cases considered in BBBD: (a): IA is zero, (b): IA of bounding boxes 1 and 2 is non-zero, however it does not contain mask from 2, (c) masks from bounding boxes 1 and 2 do not collide inside the IA, (d) bounding boxes 0 and 1 are inside 2, (e) object in bounding box 0 is the occluder since it has bigger area inside the IA with 2, (f) IA is zero.

(Zhu et al., 2017) dataset, and the achieved results are higher than the baselines. This makes BBBD suitable for integration with other deep learning based models, particularly for occlusion detection.

In summary, this work contributes as follows: 1) We propose BBBD, a simple and fast method that requires only the bounding boxes and the modal masks of the objects in an image, to recover the depth order of the objects. 2) By calculating the IA between bounding boxes and only checking the modal mask in that area, we can also determine the presence of occlusion. 3) BBBD can achieve higher accuracy in order recovery and occlusion detection when compared against the baselines. 4) The method does not require any training or amodal segmentation mask, which makes it easier to use.

## 2 RELATED WORK

**Occlusion Detection:** Li and Malik in (Li and Malik, 2016) propose an Iterative Bounding Box Expansion method which predicts the amodal mask by iteratively expanding the amodal segmentation in the pixels whose intensities in the heatmap is above a threshold. Then by using the predicted modal and amodal segmentation masks, they compute the area ratio which shows how much an object is occluded.

Qi et al. in (Qi et al., 2019) propose Multi-Level Coding (MLC) network that combines the global and local features to produce the full segmentation mask, and predicts the occlusion existence through an occlusion classification branch.

**Order Recovery:** Ehsani et al. (Ehsani et al., 2018) recover the full mask of an object and use it to infer

the depth order from the depth relation between the occluder and occludee. In (Yang et al., 2011), authors propose a layered object detection and segmentation method in order to predict the order of the detected objects. (Tighe et al., 2014) predict the semantic label for each pixel and order the objects based on inferred occlusion relationship. (Zhan et al., 2020) use a self-supervised model to partially complete the mask of objects in an image. For any two neighbouring instances, the object which requires more completion is considered to be an occludee. (Zhu et al., 2017) manually annotate a dataset with occlusion ordering and segmentation mask for the invisible regions. Then they rely on the amodal mask to predict the depth ordering.

In contrast to the above-mentioned methods, BBBD does not require any training or amodal mask. It merely relies on the modal mask and the bounding boxes to retrieve the order of the instances and predict the existence of occlusion.

## 3 METHODOLOGY

In this section, we describe how BBBD works. Once the bounding boxes and the modal segmentation masks are detected using any off-shelf detector (e.g. Detectron2 (Wu et al., 2019)), for any two bounding boxes we find the IA. We can determine that there is no occlusion if any of these cases were true:

- IA is zero (see cases 'a' and 'f' in figure 1).
- IA is non-zero, however, one or both objects' mask is zero in that area. It means that although

the bounding boxes intersect, the IA does not actually contain any parts of the object(s) (case 'b' in figure 1).

- IA is non-zero, but the objects' mask do not collide (case 'c' in figure 1).

If none of the above cases is true, and IA is non-zero then we conclude that there is occlusion. In the case of occlusion presence, we perform the following checks to obtain the order matrix:

- If one of the bounding boxes is fully contained in another one, and both masks in that area are non-zero, then the object with a bigger bounding box is considered the occludee and the smaller one as the occluder (case 'd' in figure 1).
- We count the number of non-zero pixels in each mask inside the IA, the object with a larger mask is the occludee (case 'e' in figure 1).

Algorithm 1 describes BBBD in detail.

## 4 RESULTS

We compared our method to two baselines, Area (the bigger object is the occluder, and the smaller is the occludee), and Y-axis (The instance with larger Y value is considered to be the occluder) (Zhu et al., 2017). In the following sections we present the results for occlusion presence detection and order recovery separately.

### 4.1 Occlusion Detection

To test our method in occlusion existence detection, we relied on the order matrix that we obtained after the order recovery. The size of the matrix is based on the number of detected objects in the image. The value of a cell is '-1' if the instance in the corresponding row is occluded by the instance in the column. If the instance is the occluder, the value in the cell is '1'. Otherwise, it is '0'.

For each instance, if the corresponding row contains no '-1' values then we determine that that is no occlusion for that instance. The values '0' or '1' show that the object is either isolated or it is the occluder, respectively.

The same approach is used to evaluate the results from the order matrix obtained from the two baselines.

The method is tested on COCOA validation set, which contains the occlusion ratio for 1323 images. The dataset in total includes 9508 objects, with 4300 negative samples and 5208 positive samples. Table 1

---

**Algorithm 1** Pseudocode for BBBD for occlusion existence detection and order recovery.

---

**Require:** Bounding box and masks of instances in the image:  $B_{0:N}$ , and  $M_{0:N}$

```

for  $i \leftarrow 0 : N$  do
  for  $j \leftarrow i : N$  do
     $OrderMatrix \leftarrow$  a zero matrix with size  $i \times j$ 
     $IA = B_i \cap B_j$ 
    if  $IA \neq 0$  then
       $MB_1$  and  $MB_2 \leftarrow$  values inside IA region in  $M_i$  and  $M_j$ 
       $MC_1, MC_2 \leftarrow$  number of pixels in  $MB_1$  and  $MB_2$ 
      if  $MC_1$  or  $MC_2 = 0$  then
        skip to the next iteration
      end if
      if  $MB_1$  and  $MB_2$  do not collide then
        skip to the next iteration
      end if
      if  $B_i$  is inside  $B_j$  then
         $OrderMatrix[i][j] \leftarrow 1$ 
         $OrderMatrix[j][i] \leftarrow -1$ 
      else if  $B_j$  is inside  $B_i$  then
         $OrderMatrix[i][j] \leftarrow -1$ 
         $OrderMatrix[j][i] \leftarrow 1$ 
      end if
      if  $MC_1 > MC_2$  then
         $OrderMatrix[i][j] \leftarrow 1$ 
         $OrderMatrix[j][i] \leftarrow -1$ 
      else if  $MC_1 < MC_2$  then
         $OrderMatrix[i][j] \leftarrow -1$ 
         $OrderMatrix[j][i] \leftarrow 1$ 
      end if
    end if
  end for
end for
return  $OrderMatrix$ 

```

---

Table 1: Accuracy and precision results for the occlusion detection.

	<b>BBBD</b>	<b>Y-axis</b>	<b>Area</b>
<b>Accuracy</b>	<b>73.05%</b>	68.56%	65.16%
<b>Precision</b>	<b>78.49%</b>	70.09%	66.50%
<b>Recall</b>	69.99%	<b>74.33%</b>	73.31%

illustrate that BBBD achieves better accuracy in detecting the occlusion presence.

As the results of occlusion detection depend on the order matrix, any false prediction in the occlusion order leads to false outcomes of occlusion detection. This explains the results from table 2. The table shows that BBBD has less true positive and more false negative predictions by only 2.4% and 1.8% compared to Y-axis and Area algorithms, respectively.

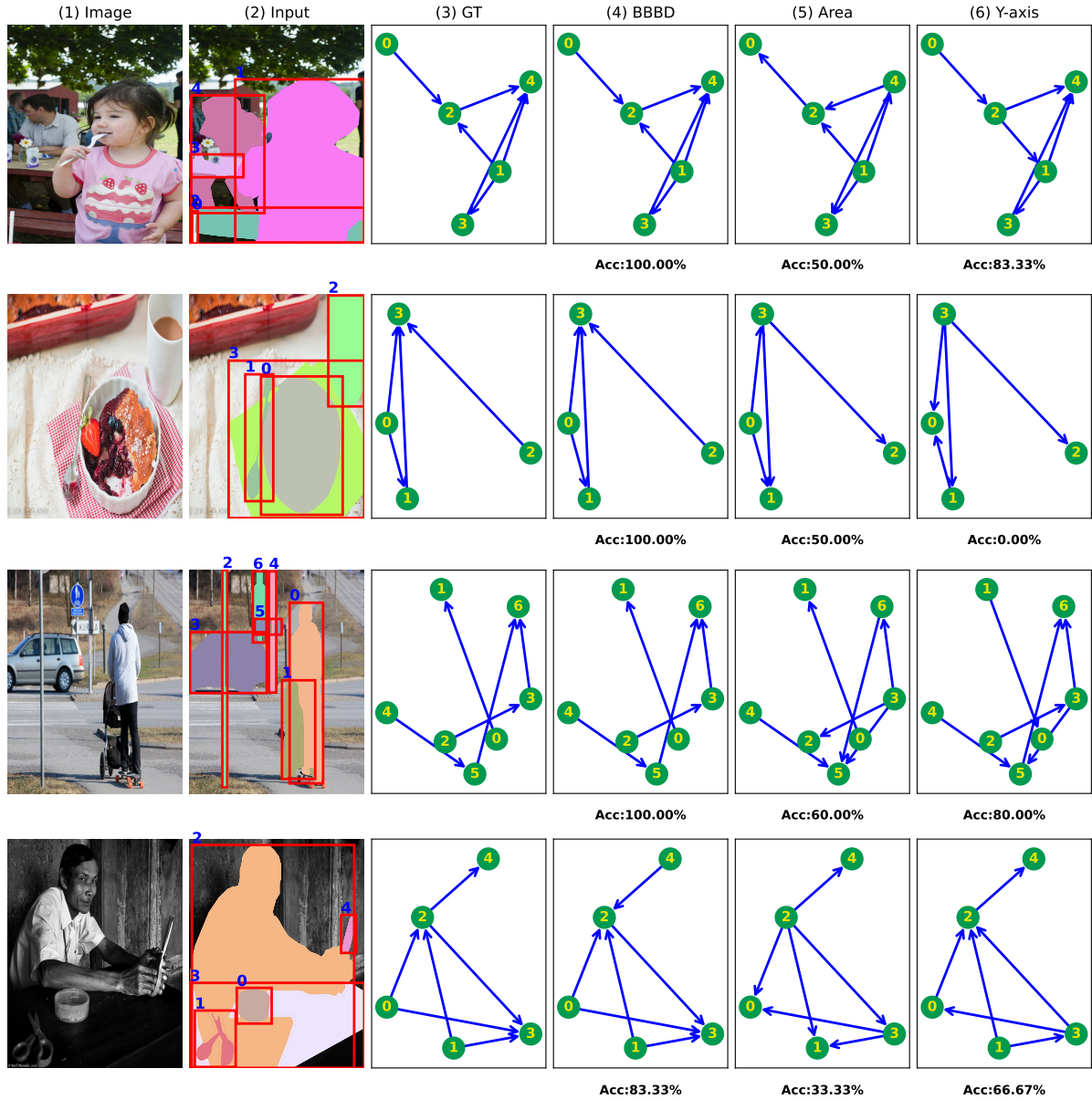


Figure 2: Results for the order recovery. The nodes depict the detected objects. The directed edges show the occlusion relationship between the objects. The occludee and the occluder are described by the source and the target nodes, respectively.

Table 2: Confusion matrix for the occlusion detection. The percentage is calculated from the total of 9508 objects

	TP	FP	TN	FN
<b>BBBD</b>	38.3%	10.5%	34.7%	16.4%
<b>Y-axis</b>	40.7%	17.4%	27.9%	14.1%
<b>Area</b>	40.2%	20.2%	25.0%	14.6%

However, it has less false positive and more true negative predictions by 6.9% and 9.7% compared to Y-axis and Area algorithms, respectively.

## 4.2 Order Recovery

The results in the obtained order matrix are evaluated against the ground truth order matrix from COCOA validation dataset. Table 3 illustrates that our method surpasses the baselines. Figure 2 visualizes the order matrix from BBBD and the baselines (the plots are created by heavily building on the GitHub repository of (Zhan et al., 2020)’s paper). Similarly, figure 3 shows that our method achieves acceptable results even in cluttered scenes.

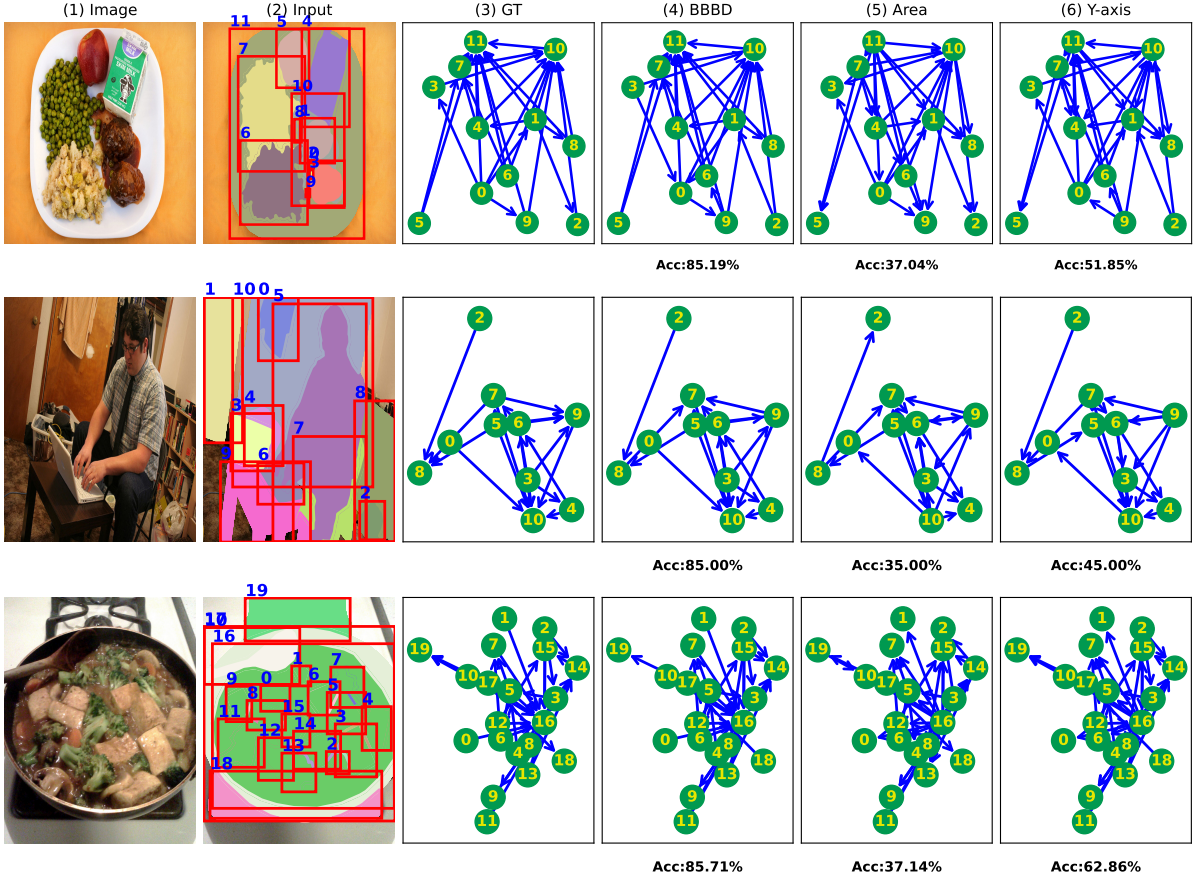


Figure 3: Results for crowded scenes.

Table 3: Accuracy results for the order recovery.

BBBD	Y-axis	Area
69.53%	65.43%	61.36%

### 4.3 Limitations

Although the previous results shows that BBBD can give higher accuracy compared to the baselines, in some cases the method does not perform as well as expected. Occlusion ordering by comparing the area inside the IA does not always produce correct output. Since the two tasks of depth ordering and occlusion detection are related, the result of one affects the other. And because there is no other method to evaluate the result of occlusion detection, we had to rely on order matrix to assess the accuracy. Otherwise, we believe the results would have been higher for occlusion detection. Figure 4 shows some examples where our method fails to give correct predictions.

## 5 CONCLUSIONS

Due to the significance of occlusion handling in machine vision, determining the occlusion ordering and predicting its presence is essential. These two tasks are related and depend on each other. In this paper, we presented a simple and fast method that can deduce the existence of occlusion between objects in a scene and retrieve their ordering. The method depends only on the bounding box and the modal masks of the objects. From the quantitative results we conclude that BBBD has higher accuracy than its baselines. The method is simple to implement as it does not require any training. However, it can easily be integrated and used with other deep learning methods. Therefore, in the future we plan to use this approach with a trained model to retrieve the occlusion order to obtain optimal results.



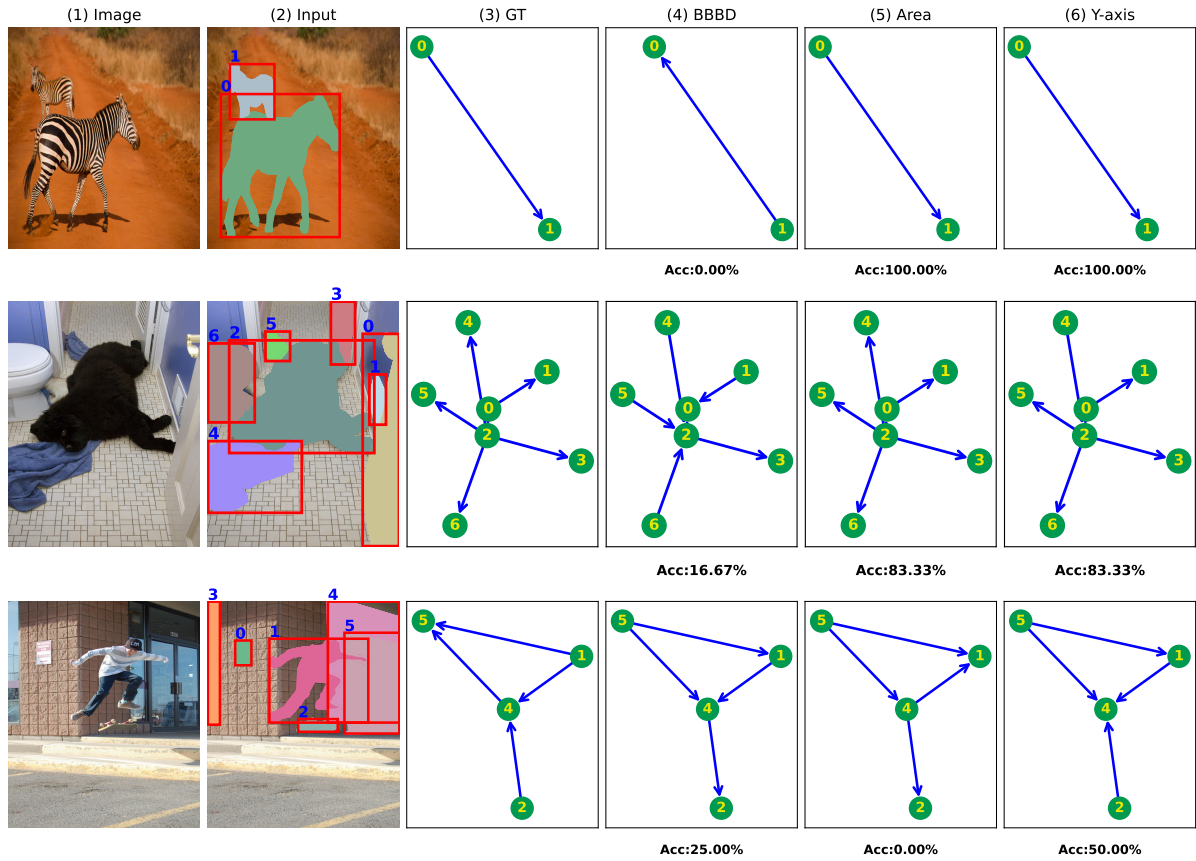


Figure 4: Results where our algorithm fails.

## ACKNOWLEDGEMENTS

We acknowledge the support of the Doctoral School of Applied Informatics and Applied Mathematics at the Óbuda University, both research groups: the GPGPU Programming and the Applied Machine Learning at the Óbuda University, and the '2020-1.1.2-PIACI-KFI-2020-00003' project.

We would also like to thank NVIDIA Corporation for providing graphics hardware through the CUDA Teaching Center program. On the behalf of "Occlusion Handling in Object Detection", we thank the usage of ELKH Cloud (<https://science-cloud.hu/>) that significantly helped us achieving the results published in this paper.

## REFERENCES

- Ehsani, K., Mottaghi, R., and Farhadi, A. (2018). Segan: Segmenting and generating the invisible. In *Proceedings of the IEEE conference on computer vision and pattern recognition*, pages 6144–6153.
- Finta, I. and Szénási, S. (2019). State-space analysis of the interval merging binary tree. *Acta Polytech. Hung.*, 16:71–85.
- Ke, L., Tai, Y.-W., and Tang, C.-K. (2021). Deep occlusion-aware instance segmentation with overlapping bilayers. In *Proceedings of the IEEE/CVF Conference on Computer Vision and Pattern Recognition*, pages 4019–4028.
- Li, K. and Malik, J. (2016). Amodal instance segmentation. In Leibe, B., Matas, J., Sebe, N., and Welling, M., editors, *Computer Vision – ECCV 2016*, pages 677–693, Cham. Springer International Publishing.
- Ling, H., Acuna, D., Kreis, K., Kim, S. W., and Fidler, S. (2020). Variational amodal object completion. *Advances in Neural Information Processing Systems*, 33:16246–16257.
- Qi, L., Jiang, L., Liu, S., Shen, X., and Jia, J. (2019). Amodal instance segmentation with kins dataset. In *Proceedings of the IEEE/CVF Conference on*

*Computer Vision and Pattern Recognition*, pages 3014–3023.

- Saleh, K., Szénási, S., and Vámosy, Z. (2021). Occlusion handling in generic object detection: A review. In *2021 IEEE 19th World Symposium on Applied Machine Intelligence and Informatics (SAMI)*, pages 477–484.
- Tighe, J., Niethammer, M., and Lazebnik, S. (2014). Scene parsing with object instances and occlusion ordering. In *Proceedings of the IEEE Conference on Computer Vision and Pattern Recognition*, pages 3748–3755.
- Tóth, B. T. and Szénási, S. (2020). Tree growth simulation based on ray-traced lights modelling. *Acta Polytechnica Hungarica*, 17(4).
- Wang, H., Liu, Q., Yue, X., Lasenby, J., and Kusner, M. J. (2021). Unsupervised point cloud pre-training via occlusion completion. In *Proceedings of the IEEE/CVF International Conference on Computer Vision (ICCV)*, pages 9782–9792.
- Wu, Y., Kirillov, A., Massa, F., Lo, W.-Y., and Girshick, R. (2019). Detectron2.
- Yang, Y., Hallman, S., Ramanan, D., and Fowlkes, C. C. (2011). Layered object models for image segmentation. *IEEE Transactions on Pattern Analysis and Machine Intelligence*, 34(9):1731–1743.
- Zhan, X., Pan, X., Dai, B., Liu, Z., Lin, D., and Loy, C. C. (2020). Self-supervised scene de-occlusion. In *Proceedings of the IEEE/CVF Conference on Computer Vision and Pattern Recognition*, pages 3784–3792.
- Zheng, C., Dao, D.-S., Song, G., Cham, T.-J., and Cai, J. (2021). Visiting the invisible: Layer-by-layer completed scene decomposition. *International Journal of Computer Vision*, 129(12):3195–3215.
- Zhu, Y., Tian, Y., Metaxas, D., and Dollár, P. (2017). Semantic amodal segmentation. In *Proceedings of the IEEE conference on computer vision and pattern recognition*, pages 1464–1472.