

Round Trees and Conformal Dimension in Random Groups: low density to high density

Jordan Frost

April 12, 2022

Abstract

We investigate conformal dimension for the class of infinite hyperbolic groups in the Gromov density model $\mathcal{G}_{m,l}^d$ of random groups with $m \geq 2$ fixed generators, density $0 < d < 1/2$ and relator length $l \rightarrow \infty$. Our main result is a lower bound linear in l at all densities $0 < d < 1/2$ achieved by building undistorted round trees coming directly from lower density Gromov random groups.

Contents

1	Introduction	2
2	Preliminaries	4
2.1	Random Groups	5
2.2	Diagrams at Low-density Random Groups	6
2.3	Conformal Dimension	7
3	Round Trees	7
3.1	Geometry of Round Trees	8
3.2	Round Trees at Low Density	10
3.3	Restrictions on the Number of Emanating Words	13
4	Probabilistic Diagram Rule Out	16
4.1	Restricted Abstract Diagrams	16
5	Building Round Trees at High Densities	21
5.1	Fillability of Diagrams Along Low-density Paths	22
5.2	Emanating Paths are Quasi-geodesics	24
5.3	Quasi-isometric Embedding	25
5.4	The Lower Bound	29

1 Introduction

An important invariant of the large scale geometry of a hyperbolic group G is the conformal dimension of its boundary $\partial_\infty G$. It captures both the metric and analytic properties of the space. Conformal dimension is a quasi-isometric invariant of hyperbolic groups [MT10] having been introduced by Pansu [Pan89] as a tool for the study of the classical rank one symmetric spaces and their lattices. It also has various links to actions on L_p -spaces [Bou16].

Following the Gromov-Ollivier hyperbolicity 1/2-theorem [Gro93, Oll05] it is thus a fruitful problem to see what can be said about the conformal dimension of the boundary of ‘generic groups’ in the Gromov random group model $\mathcal{G}_{m,l}^d$. They are known to have boundaries at infinity homeomorphic to the Menger sponge [DGP11]. To distinguish these groups via the boundary it is natural to consider the conformal dimension of the boundaries. In this paper we are interested in estimating (from below) this analytic invariant given the algebraic information for the random group model $\mathcal{G}_{m,l}^d$.

This work was carried out initially in [Mac12, Mac16] culminating in the result of, for $d < \frac{1}{8}$, $\text{Confdim}(\partial_\infty G) \asymp_C dl/|\log d|$ [Mac16, Thm.1.3] by using the small cancellation properties of low density random groups. The notation $A \asymp_C B$ stands for $B/C \leq A \leq CB$. This implies that as $l \rightarrow \infty$ for $d < 1/8$ the model $\mathcal{G}_{m,l}^d$ passes through infinitely many quasi-isometry classes. As a corollary, at the appropriate density, the density can be recovered, up to a power, by the conformal dimension of the boundary and the Euler characteristic of the group.

The methods used to obtain those results are a mixture of l_p -cohomology (following Bourdon-Kleiner) [BK13, BK15] and walls in the Cayley complex (building on Wise and Ollivier-Wise) [Wis04, OW11] to find upper bounds. To find lower bounds the author of [Mac16] constructs ‘combinatorial round trees’, see Definition 3.1, in the Cayley complex analogous to the ‘round trees’ Gromov defines [Gro93, Sec.7.C3].

For introductions and more background on random groups we refer the reader to [Oll05], and on conformal dimension to [MT10].

The culmination of that work and ours in this paper is the following Theorem which is our headline result.

Theorem 1.1. (Conformal dimension bound) There exists $C \geq 1$ so that for all $m \geq 2$ and $0 < d < 1/2$ a group $G \sim \mathcal{G}_{m,l}^d$ in the Gromov density model is infinite hyperbolic and satisfies:

$$\frac{d(1-2d)^5 l}{C|\log(d(1/2-d))|} \leq \frac{\text{Confdim}(\partial_\infty G)}{\log(2m-1)} \leq \frac{Cdl}{(1-2d)|\log d|}$$

with overwhelming probability. Therefore, as $l \rightarrow \infty$ the collection of groups in $\mathcal{G}_{m,l}^d$ passes through infinitely many distinct quasi-isometry classes at all densities.

Our contribution to Theorem 1.1 is the following result with the previous bounds being covered by [Mac12, Prop.1.7] for the upper at all densities and [Mac16, Thm.1.3] for the lower at small densities.

Theorem 1.2. (Linear lower bound) There exists $C \geq 1$ so that for all $m \geq 2$ and $1/8 \leq d < 1/2$ a group $G \sim \mathcal{G}_{m,l}^d$ in the Gromov density model is infinite hyperbolic and satisfies

$$\frac{\text{Confdim}(\partial_\infty G)}{\log(2m-1)} \geq \frac{(1-2d)^5 l}{C|\log(1/2-d)|}$$

with overwhelming probability.

Another approach of finding lower bounds of $\text{Confdim}(\partial_\infty G)$ is via by finding fixed points for groups acting on L^p noticed by Bourdon [Bou16]. This was used by [DM19, dLdLS21] to find lower bounds for the Triangle model of random groups. For details about this model see [Ž03, KK13, ALS15].

A very recent major development of this method by Oppenheim to the Gromov density model, that came out during the writing up of our work, applies to the Gromov density model and finds new fixed point results for random groups at density $1/3 < d < 1/2$ [Opp21, Thm.1.5]. This results in a linear in l lower bound [Opp21, Thm.1.8]. Our linear in l lower bound on $\text{Confdim}(\partial_\infty G)$ is entirely new for the range $1/8 \leq d \leq 1/3$ and applies for all $d < 1/2$; unlike Oppenheim we say nothing about fixed points.

On the level of constants, our lower bounds are stronger than Oppenheim's for d close to $1/3$ whilst his are stronger for d close to $1/2$. Combining that work with Theorem 1.1 lets us report the following as the state of the art for the Gromov density model.

Corollary 1.3. (Theorem 1.1 with [Opp21, Thm.1.8]) There exists $C \geq 1$ so that for all $m \geq 2$ and $0 < d < 1/2$ a group $G \sim \mathcal{G}_{m,l}^d$ in the Gromov density model is infinite hyperbolic and satisfies

$$\frac{dl}{C|\log d|} \leq \frac{\text{Confdim}(\partial_\infty G)}{\log(2m-1)} \leq \frac{Cdl}{(1-2d)|\log d|}$$

with overwhelming probability as $l \rightarrow \infty$.

Theorem 1.2 is shown by building undistorted combinatorial round trees (Definition 3.1) at any density $d_t \in [1/8, 1/2)$. We show there is a smaller density $d_s \in (0, 1/8)$ where a suitable round tree exists (in fact, many do) and this round tree remains undistorted under the natural quotient map. This is done in Section 5 where parameters β, η and H of the round tree are also defined.

Theorem 1.4. (High density round trees) For all $m \geq 2$ and $1/8 \leq d_t < 1/2$ there exists β, η, d_s, H defining a round tree $A \rightarrow K_{d_s} \rightarrow K_{d_t}$ which is an undistorted round tree with overwhelming probability in $\mathcal{G}_{m,l}^{d_s}$ and $\mathcal{G}_{m,l}^{d_t}$.

Remark 1.5. The geometric properties of A depend on the parameters β, η and H (see Definition 3.1 with $V = (2m-1)^{\beta\eta l}$ for details).

The impetus of these ideas is Calegari-Walker's methods of building quasi-convex surfaces in Gromov's model [CW15]. They first build surface subgroups

in random one-relator groups, and then show how to ensure the subgroup remains embedded at positive densities by suitably modifying their construction. Of particular relevance is the diagrams they rule out in [CW15, Thm.6.4.1] and the restrictions on the surfaces the defining fatgraph structure gives [CW15, Sec.3]. See Lemma 5.3 for our version of this method to rule diagrams out.

Our methods may be useful in showing other quasi-convex geometric structures in low-density random groups remain quasi-convex under the natural quotient map to high-density groups. The author hopes to make this precise in subsequent work.

Organisation

In the preliminaries, Section 2, we start by discussing Gromov random groups and their important properties, then diagrams at low-density groups highlighting what we will use later. Finally, we have a short discussion on conformal dimension introducing the invariant.

In the section on round trees, Section 3, we first introduce in Section 3.1 the geometric object of a combinatorial round tree, describe its geometry and state how we can obtain lower bounds in conformal dimension. We then outline in Section 3.2 our adapted construction of ‘thin’ round trees at low-density random groups where in Section 3.3 we detail what is meant by ‘thin’.

In the section on probabilistic diagram rule outs, Section 4, we define the notion of a restricted abstract diagram, Definition 4.1, and following Ollivier [Oll05] in Theorem 4.6 we show if the number of restrictions is ‘large enough’ the diagram is not fillable.

In the section on building round trees at high densities, Section 5, we show the round trees constructed in Section 3 are quasi-isometrically embedded under the natural quotient map from a low-density random group.

Acknowledgements

I would like to thank my PhD supervisor, John Mackay, for his patience, guidance and insights. I feel extremely lucky for his suggestion to pursue this project and the many interesting and helpful conversations we had during its working out and completion.

2 Preliminaries

Our motivation is studying the conformal dimension of random groups in the Gromov density model $\mathcal{G}_{m,l}^d$. We construct lower bounds by building combinatorial round trees in low-density random groups and prove they stay quasi-isometrically embedded under the natural quotient to higher density groups.

In this section we introduce the model of random groups that we are interested in, what low-density properties we will later use and the conformal dimension of a hyperbolic group.

2.1 Random Groups

Our random groups will be defined by presentations with a fixed finite generating set S along with a probability measure defining the set of relations whose support is a subset of words in S . Throughout we will only consider finitely presented groups G . This is often what is meant by a random group, invoking Gromov, in the geometric group theory literature, [Gro93, Sec.9.B] and [Gro03, Sec.1].

The particular model of interest in this paper is the so called Gromov density model from [Gro93, Sec.9.B].

Definition 2.1. (Gromov density model) For all $0 \leq d \leq 1$ and $m \geq 2$, $l \geq 2$ integers, *Gromov's model of random groups at density d* , $\mathcal{G}_{m,l}^d$, is a probability distribution over groups defined by presentations $\langle S|R \rangle$ where $|S| = m$ and R is a list of $\lfloor (2m-1)^{dl} \rfloor$ cyclically reduced words of length l .

The probability of obtaining a group $G \sim \mathcal{G}_{m,l}^d$ is the probability we obtain G as a presentation $\langle S|R \rangle$ where each cyclically reduced word in R is chosen with uniform probability and independently among all such words in $S \cup S^{-1}$.

We will use the symbolism of $G \sim \mathcal{G}_{m,l}^d$ to take a random group G from the model $\mathcal{G}_{m,l}^d$ under the determining probability measure. For notational convenience when using densities to count words we will drop the floor function but implicitly count using it.

The parameters m , l and d are called the number of generators, relator length and the density of the model. Random groups were introduced to talk about ‘generic groups’ [Gro93, Sec.9B]. We need a notion of a property being generic. A property \mathcal{P} in our context can be viewed as a random variable defined on the state space of $\mathcal{G}_{m,l}^d$ with image in $\{0,1\}$. Write $\mathcal{P}(G) = 1$ if the property holds for group G , 0 otherwise.

Definition 2.2. (Genericity in relator length in Gromov's density model) The property \mathcal{P} is said to be *generic in relator length* in the Gromov density model $\mathcal{G}_{m,l}^d$ if we have

$$\mathbb{P}(\mathcal{P}(G) = 1 \text{ for } G \sim \mathcal{G}_{m,l}^d) \rightarrow 1$$

as $l \rightarrow \infty$.

If a property is generic in relator length in $\mathcal{G}_{m,l}^d$ we will simply say it is generic in $\mathcal{G}_{m,l}^d$ or holds *with overwhelming probability* in $\mathcal{G}_{m,l}^d$. This is the usual sense of genericity for the Gromov density model [Oll05, I.2.a].

We will also adopt the notation $\mathcal{R}_{m,l}^d$ which is the random variable of cyclically reduced words for the model parameters under the measure. This defines a random group $G = \langle S|\mathcal{R}_{m,l}^d \rangle \sim \mathcal{G}_{m,l}^d$.

See [Oll05] and [KS08] for background on random groups, Gromov's density model and other models. The following foundational results are found in [Oll05, Sec.I.3.a.Thm.13] and originate from Gromov [Gro93, Sec.9.B].

Theorem 2.3. (Gromov-Ollivier's genericity of hyperbolicity) For all $m \geq 2$, $0 < d < 1/2$ the group $G \sim \mathcal{G}_{m,l}^d$ is infinite hyperbolic with hyperbolicity constant satisfying $\delta \leq 4l/(1-2d)$ in $\mathcal{G}_{m,l}^d$ with overwhelming probability.

One knows something a lot stronger.

Theorem 2.4. (Generic linear isoperimetric inequality) For all $m \geq 2$, $0 < d < 1/2$ and $\epsilon > 0$, any reduced van-Kampen diagram D for $G \sim \mathcal{G}_{m,l}^d$ satisfies

$$|\partial D| \geq (1 - 2d - \epsilon)l|D|$$

in $\mathcal{G}_{m,l}^d$ with overwhelming probability.

Small cancellation properties are generic at certain densities of the Gromov model [Oll05, Sec.I.2.Prop.10]. See [Str90, MW02] for information about the metric small cancellation property $C'(\cdot)$ and [BF20, Tsa21] for a recent discussion in the context of density models.

Theorem 2.5. (Generic small cancellation) For $\lambda > 0$ we have

- (1) for $d < \lambda/2$, $G \sim \mathcal{G}_{m,l}^d$ satisfies $C'(\lambda)$ in $\mathcal{G}_{m,l}^d$ with overwhelming probability,
- (2) for $d > \lambda/2$, $G \sim \mathcal{G}_{m,l}^d$ does not satisfy $C'(\lambda)$ in $\mathcal{G}_{m,l}^d$ with overwhelming probability.

2.2 Diagrams at Low-density Random Groups

Our main tool in studying the geometry of groups $G = \langle S | \mathcal{R}_{m,l}^d \rangle \sim \mathcal{G}_{m,l}^d$ will be the study of van-Kampen diagrams in the Cayley 2-complex $X = \text{Cay}^{(2)}(G, S, \mathcal{R}_{m,l}^d)$ of a finitely presented group and other diagrammatic notions. See Definition 4.1 and Section 4 at large. We use van-Kampen diagrams extensively in Section 5 when we look at the metric geometry of X , given by the natural word metric, to show the round trees are undistorted.

As we wish to go from low-density groups to high-density we require special attention to diagrams at low-density models. We now collect the properties that we will use later.

Lemma 2.6. (2-cells along geodesic, [Mac16, Lem.8.4]) For $m \geq 2$, $0 < d < 1/4$ with overwhelming probability in $\mathcal{G}_{m,l}^d$ we have, for any geodesic γ in the Cayley graph $X^{(1)}$, for every 2-cell $R \subset X$, $R \cap \gamma$ is connected.

There are certain diagrams that are ubiquitous at low-density.

Definition 2.7. (Ladders, [Mac16, Def.8.6]) A connected disk diagram D is a *ladder*, from $\beta_1 \subset \partial D$ to $\beta_2 \subset \partial D$, if D is a union of a sequence of cells R_1, R_2, \dots, R_k for some $k \in \mathbb{N}_{\geq 1}$, where each R_i is a closed 1-cell or 2-cell, and $R_i \cap R_j = \emptyset$ for $|i - j| > 1$. Moreover, β_1 and β_2 are closed paths in $R_1 \setminus R_2$ and $R_k \setminus R_{k-1}$ respectively.

In particular, for $0 < d < 1/6$ any reduced diagram for a geodesic bigon is a ladder.

Lemma 2.8. (Finding ladders from bigons, [Mac16, Lem.8.7]) For $m \geq 2$, $0 < d < 1/6$ with overwhelming probability in $\mathcal{G}_{m,l}^d$ we have for any reduced diagram $D \rightarrow X$ in $G \sim \mathcal{G}_{m,l}^d$ the following:

- (1) Suppose ∂D consists of, in order, a geodesic γ_1 , a path $\beta_1 \subset R \subset D$, a geodesic γ_2 , and a path $\beta_2 \subset R' \subset D$. Also suppose, that ∂R and $\partial R'$ each contain edges from both γ_1 and γ_2 . Then, D is a ladder from β_1 to β_2 with $R = R_1$ and $R' = R_k$ for some $k \in \mathbb{N}_{k \geq 1}$.
- (2) Suppose ∂D consists of a geodesic γ_1 , a path $\beta_1 \subset R \subset D$, a geodesic γ_2 , with γ_1, γ_2 sharing an endpoint β_2 . Also suppose, that $\beta_1 = D \cap R$ for some 2-cell $R \subset X$ with $D \cup R \rightarrow X$ is also a reduced diagram. Then, D is a ladder from β_1 to β_2 .
- (3) Suppose ∂D is a geodesic bigon $\gamma_1 \cup \gamma_2$ with endpoints β_1 and β_2 . Then, D is a ladder from β_1 to β_2 .

2.3 Conformal Dimension

We will be looking at the conformal dimension invariant for hyperbolic groups.

Conformal dimension was introduced by Pansu [Pan89] in connection with the study of rank one symmetric spaces. We follow [MT10] for the discussion in this section and defer the reader to that survey for the definition of Hausdorff dimension and further statements about the invariant.

Infinite hyperbolic groups G have a canonical family of metrics on $\partial_\infty G$ called a conformal gauge. This includes all visual metrics on the boundary $\partial_\infty G$ whose existence is stated by, for example, [MT10, Thm.3.2.9].

Definition 2.9. (Conformal dimension) The *conformal dimension* of a conformal gauge is the infimum of the Hausdorff dimensions of all metric spaces in the gauge.

Conformal dimension for the Gromov boundary $\partial_\infty G$ of a finitely generated hyperbolic group G is a quasi-isometric invariant, see for example [MT10, Thm. 3.2.13]. It now makes sense to talk of the conformal dimension $\text{Confdim}(\partial_\infty G)$ of a finitely generated hyperbolic group G . Note Theorem 2.3 tells us for groups in the model $\mathcal{G}_{m,l}^d$ where $m \geq 2$ and $0 < d < 1/2$ we have the groups are infinite and hyperbolic with overwhelming probability as $l \rightarrow \infty$. We will be looking at $\text{Confdim}(\partial_\infty G)$ for $G \sim \mathcal{G}_{m,l}^d$ in the Gromov density model. In particular, we wish to investigate $\text{Confdim}(\partial_\infty G)$ as a function of the defining algebraic parameters m, l, d of the Gromov density model $\mathcal{G}_{m,l}^d$.

3 Round Trees

The conformal dimension of a metric space can be bounded from below by finding within the space a product of a Cantor set and an interval [Mac16]. In this section we construct ‘combinatorial round trees’ in the Cayley complex

of low-density random groups that are additionally ‘thin’. These round trees produce a Cantor set and an interval within the boundary of a hyperbolic group which results in lower bounds on conformal dimension by Theorem 3.5.

3.1 Geometry of Round Trees

To find lower bounds of $\text{Confdim}(\partial_\infty G)$ for a hyperbolic finitely presented group $G = \langle S|R \rangle$ we will build so called combinatorial round trees in the Cayley 2-complex $\text{Cay}^{(2)}(G, S, R)$. The Cayley 2-complex can be seen as the universal cover of the presentation complex or the Cayley graph $\text{Cay}^{(1)}(G, S)$ with relation loops filled in by 2-cells using natural attaching maps. This approach is the method of finding lower bounds used in [Mac16] inspired by [Gro93, Sec.7.C3].

Recall that a *star* $St(x, \mathcal{U})$ of $x \in X$, X a set, with respect to a family of subsets \mathcal{U} of X is the union of all $U \in \mathcal{U}$ containing x . If $A \subset X$, then $St(A, \mathcal{U}) := \cup_{x \in A} St(x, \mathcal{U})$.

Definition 3.1. (Combinatorial round tree, [Mac16, Def.7.1]) A 2-complex is a *combinatorial round tree* with vertical branching $V \in \mathbb{N}$ and horizontal branching at most $H \in \mathbb{N}$ if, setting $T = \{1, 2, \dots, V\}$, we can write

$$A = \bigcup_{\mathbf{a} \in T^{\mathbb{N}}} A_{\mathbf{a}},$$

where

- (1) A has a base point 1, contained in the boundary of a unique (initial) 2-cell $A_\emptyset \subset A$.
- (2) Each $A_{\mathbf{a}}$ is an infinite planar 2-complex, homeomorphic to a half-plane whose boundary is the union of two rays $L_{\mathbf{a}}$ and $R_{\mathbf{a}}$ with $L_{\mathbf{a}} \cap R_{\mathbf{a}} = \{1\}$.
- (3) Setting $A_\emptyset = A_0$, and for $n > 0$, let $A_n = A_{n-1} \cup St(A_{n-1}, \mathcal{U})$ where \mathcal{U} is the collection of 2-cells in A . Given $\mathbf{a} = (a_1, a_2, \dots) \in T^{\mathbb{N}}$, let $\mathbf{a}_n = \mathbf{a}|_{[1, n]} \in T^n$. If $\mathbf{a}, \mathbf{b} \in T^{\mathbb{N}}$ with $\mathbf{a}_n = \mathbf{b}_n$, $\mathbf{a}_{n+1} \neq \mathbf{b}_{n+1}$, then

$$A_n \cap A_{\mathbf{a}} \subset A_n \cap A_{\mathbf{b}} \subset A_{n+1} \cap A_{\mathbf{a}}.$$

We require that each 2-cell $R \subset A_n$ meets at most $V \cdot H$ 2-cells in $A_{n+1} \setminus A_n$.

To emphasise the branching we will sometimes denote a combinatorial round tree as $A(V, H)$. We will equip the 1-skeleton $A^{(1)}$ with the unit combinatorial path metric to see it as a metric space.

See Figure 3 for a cartoon image of a combinatorial round tree.

For each $\mathbf{a}_n \in T^n$ we set $A_{\mathbf{a}_n} := A_{\mathbf{a}} \cap A_n$ and have naturally defined combinatorial inclusion maps

$$A_{\mathbf{a}_n} \rightarrow A_n \rightarrow A$$

for a round tree A . Taking $\mathbf{a} \in T^{\mathbb{N}}$ we restrict $L_{\mathbf{a}}$ and $R_{\mathbf{a}}$ to $A_{\mathbf{a}_n}$ defining $L_{\mathbf{a}_n}$ and $R_{\mathbf{a}_n}$. This lets us partition the boundary of $A_{\mathbf{a}_n} \rightarrow \mathbb{R}^2$, considered as a planar complex, as $\partial A_{\mathbf{a}_n} = E_{\mathbf{a}_n} \cup L_{\mathbf{a}_n} \cup R_{\mathbf{a}_n}$ where $E_{\mathbf{a}_n} = \partial A_{\mathbf{a}_n} \setminus L_{\mathbf{a}_n} \cup R_{\mathbf{a}_n}$ is called the *outer boundary* of $A_{\mathbf{a}_n}$. We similarly define the outer boundary of A_n , denoted E_n , as the union of $E_{\mathbf{a}_n}$ over possible \mathbf{a}_n coming from the round tree structure.

Definition 3.2. (Extension path) Consider a combinatorial round tree $A = A(V, H)$, $n, k \in \mathbb{N}_{\geq 0}$ and a vertex $v \in E_n^{(0)}$ of the boundary of A_n . Embedded paths $P \rightarrow A_{n+1}^{(1)}$ of length k with $P(0) = v$ and $P \setminus \{v\} \subset A \setminus \overline{A_n}$ are called (n, k) -*extension paths* based at v .

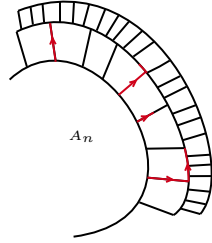


Figure 1: Examples of extension paths.

Definition 3.3. (Bracket) Consider a combinatorial round tree $A = A(V, H)$, $n, k \in \mathbb{N}_{\geq 0}$ and a 2-cell $C \rightarrow A_{n+1} \setminus A_n$ necessarily with $\partial C \cap \partial A_n \neq \emptyset$.

Denote the endpoints of $\partial C \cap \partial A_n$ as p_1, p_2 and let $v_1, v_2 \in \partial C \setminus \partial A_n$ be distance k from p_i in the path metric of ∂C . A *bracket path* $B(C)$ is the concatenation of the subpaths of ∂C joining v_1 to p_1 to p_2 to v_2 or empty if no such v_1, v_2 exist. We call the collection of $B(C)$ as C varies the set of (n, k) -brackets of A .

From this point forward all our brackets $B(C)$ will be non-empty. Notice that a (n, k) -bracket contains two (n, k) -extension paths as subpaths.

We will say a combinatorial round tree $A = A(V, H)$ is *built* in a finitely presented group $G = \langle S \rangle$ if we can find a topological immersion $\varphi : A \rightarrow \text{Cay}^2(G, S)$. We say A is *partially built* if there exists n with a topological immersion $A_n \rightarrow \text{Cay}^2(G, S)$.

Definition 3.4. (Extension words) Let \mathbf{X}_k be a collection of reduced words in S of length k . \mathbf{X}_k is the *extension words* for a built round tree $A \rightarrow \text{Cay}^2(\langle S \rangle, S)$ if the set of labels of the images of (n, k) -extension paths is contained in \mathbf{X}_k independent of n . We will let $\mathbf{X}_k(v)$ be the subset of labels based at $v \in A^{(0)}$.

The following theorem gives lower bounds of $\text{Confdim}(\partial_\infty G)$ by building certain combinatorial round trees for hyperbolic groups G .

Theorem 3.5. (Lower bound by round trees, [Mac16, Thm.7.2]) Let $A(V, H)$ be a combinatorial round tree with $V, H \geq 2$ built in a hyperbolic finitely generated group G . If $\varphi : A \rightarrow \text{Cay}^2(G, S)$ restricts to a quasi-isometric embedding on $A^{(1)}$ then,

$$\text{Confdim}(\partial_\infty G) \geq 1 + \frac{\log(V)}{\log(H)}.$$

We will call a combinatorial round tree with the quasi-isometric embedding criteria in the hypothesis of the above theorem *undistorted*.

3.2 Round Trees at Low Density

We turn our attention to the generic infinite hyperbolic groups $G \sim \mathcal{G}_{m,l}^d$.

In [Mac16] undistorted round trees were built in $G \sim \mathcal{G}_{m,l}^d$ for $0 < d < 1/8$ with overwhelming probability in $\mathcal{G}_{m,l}^d$ as $l \rightarrow \infty$. The proof technique heavily relies on metric small cancellation properties of low-density Gromov density random groups to control the geometry of van-Kampen diagrams [Mac16, Prop. 8.3, Lem. 8.4, Thm. 8.5, Lem. 8.7]. These small cancellation properties are no longer generic at higher density as Theorem 2.5 indicates.

The existence of these round trees is important for our work (building trees at higher density) as we show under restrictions on the number of emanating words (Definition 3.8) the round trees stay built after further quotienting, and more importantly stay undistorted.

This is inspired by the construction of π_1 -injective surfaces seen in [CW15] with a restriction on the number of ‘emanating’ words coming from a trivalent fatgraph structure. In [CW15] quasi-convex surfaces were built in $\langle S|r \rangle$ where r is a randomly chosen cyclically reduced word of length l with probability going to 1 as $l \rightarrow \infty$. One can think of $\mathcal{G}_{m,l}^0$ as this model of random groups. These surfaces were then shown to stay quasi-convex under further quotienting to get surface subgroups in $\mathcal{G}_{m,l}^d$ generically for all $0 < d < 1/2$.

We adapt their methods to allow for an undistorted subcomplex in a strictly positive density Gromov model random group to stay undistorted under further quotients. To get conformal dimension lower bounds we are interested in our subcomplexes being combinatorial round trees as Theorem 3.5 requires.

To get our lower bound we find round trees $A(V, H)$ built undistorted at an arbitrarily small density with restricted emanating paths to later show it is built undistorted at a higher density. See Theorem 5.2.

The following theorem is adapted from [Mac16, Sec. 8.3] to our setup. For simplification we state the construction for $0 < d < 1/18$. What is new here is the introduction of additional parameters that restrict the number of extension words (Definition 3.4) giving a ‘thinner’ round tree than that seen in [Mac16].

Theorem 3.6. (Low density round trees) For all $m \geq 2$, $0 < d < 1/18$, $0 < \beta \leq 1$, $\eta = d/40$ and $H > 2/d$ there exists combinatorial round trees $A = A((2m-1)^{\beta\eta l}, H)$ built undistorted with overwhelming probability in $\mathcal{G}_{m,l}^d$.

Moreover, one can arrange for a set of extension words $\mathbf{X}_{5+\eta l}$ to exist for A satisfying $|\mathbf{X}_{5+\eta l}| \leq 2m(2m-1)^4(2m-1)^{\beta\eta l}$ and if bracket paths $B(C)$, $B(C')$ in A have the same label, C and C' have the same boundary label.

Proof. We follow the proof in [Mac16, Sec.8.3]. We wish to build a round tree $A = \cup_{\mathbf{a} \in T^n} A_{\mathbf{a}}$ with index set $T = \{1, 2, \dots, (2m-1)^{\beta\eta l}\}$. The round tree is built inductively with $A_0 = \{A_\emptyset\}$ being a 2-cell C with boundary word a relator $r \in \mathcal{R}_{m,l}^d$ with $1 \rightarrow (\partial C)^0 \rightarrow C \rightarrow \text{Cay}^2(G, S, \mathcal{R}_{m,l}^d)$ combinatorial maps. Assume we have built $A_n = \cup_{\mathbf{a}_n \in T^n} A_{\mathbf{a}_n}$ with $A_{\mathbf{a}_n}$ as in Definition 3.1.

Let $\mathbf{a}_n \in T^n$. For some $N_{\mathbf{a}_n} \in \mathbb{N}$, split the outer boundary $E_{\mathbf{a}_n}$ into subpaths $\{p_i\}_{1 \leq i \leq N_{\mathbf{a}_n}}$, of length l/H for $i \in \{2, \dots, N_{\mathbf{a}_n} - 1\}$ and possibly smaller for $i = 1$ and $i = N_{\mathbf{a}_n}$, so that the endpoints p_i^-, p_i^+ are not local minima of the function $d(1, \cdot)|_{E_{\mathbf{a}_n}}$. As we allow p_1 and $p_{N_{\mathbf{a}_n}}$ to have length $\leq l/H$ by the remainder theorem such a collection of subpaths $\{p_i\}$ always exists. We ensure $\{p_i\}$ partition $E_{\mathbf{a}_n}$ with $p_1^- \in L_{\mathbf{a}_n}$ and $p_{N_{\mathbf{a}_n}}^+ \in R_{\mathbf{a}_n}$.

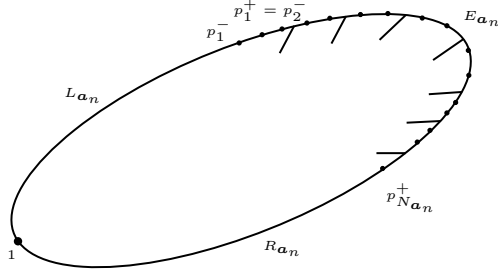


Figure 2: Partitioning the Boundary.

Let $u \in \{p_1^-, p_1^+, p_2^+, \dots, p_{N_{\mathbf{a}_n}}^+\}$, this is where we start extending.

Following directly [Mac16, Sec.8.3] by [Mac16, Prop.8.10] with $\lambda = 1/8$, as $d < 1/16$, there exists a point $u' \in \text{Cay}^2(G, S, \mathcal{R}_{m,l}^d) \setminus A_n$ such $d(u, u') = 5$, $d(1, u') = d(1, u) + d(u, u')$ with the geodesic intersection $[u, u'] \cap E_{\mathbf{a}_n} = \{u\}$. The Lemma [Mac16, Lem.8.11] with $\lambda = 1/8, N = 2 > \frac{\lambda}{\lambda-d}$ gives a word depending on u of length λl which doesn't appear as a subword of any relator in $\mathcal{R}_{m,l}^d$ in more than one way. Note that $'\eta'$ from [Mac16, Prop.8.10] may be taken to be 5 since for [Mac16, Lem.8.11] $\lambda = 1/8, d < 1/18$ then $2'^{\eta'} - 2 > 2 > \frac{\lambda}{\lambda-d}$ which contradicts the conclusion of [Mac16, Lem.8.11]. We take the first subword of length 5 giving the labelling of the path $[u, u']$ so the path label will only depend on the initial edge of $[u, 1]$ implying no folding occurs. We make this choice under the assumption $l > 5 \cdot 8$ is sufficiently large. As there are at most $2m(2m-1)^4$ choice for this initial edge there are at most $2m(2m-1)^4$ words to label $[u, u']$ uniformly over u .

The Lemma [Mac16, Lem.8.8] with $\epsilon = \frac{1}{24}$, $'\eta' = \eta l < \frac{1}{16}l - 1$ implies the existence of $2m-2 \geq 2$ ways to extend u' so that all $V = (2m-1)^{\eta l}$ ways of extending (of length ηl) exist and gives geodesics going away from 1.

At this point we make a change from [Mac16, Sec.8.3] by restricting the possible extensions as follows. Let $E_{n+1}(u) = E_{n+1}$ be a subset of the end points of these extensions of size $(2m-1)^{\beta\eta l}$ made uniform over u so $|\mathbf{X}_{5+\eta l}| \leq 2m(2m-1)^{\beta\eta l}$. For each $a \in E_{n+1}(u)$ denote $\gamma_{u',a}$ as the extending path of length ηl starting at u' . The set of concatenations of $[u, u'] \cdot \gamma_{u,a}$ as u and a vary in their domains determine the $(n, 5 + \eta l)$ -extension paths. Note u' is uniquely determined by u and hence there is one such labelling for the the path $[u, u']$ once u is located.

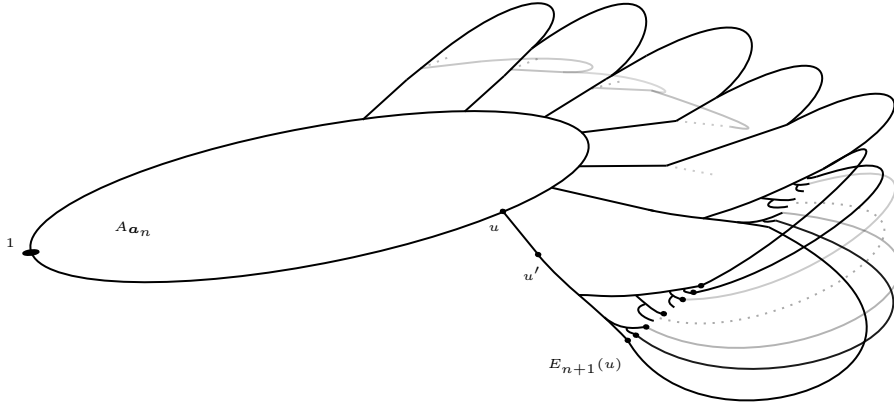


Figure 3: $A_{\mathbf{a}_{n+1}}$ from $A_{\mathbf{a}_n}$.

Observe $|\mathbf{X}_{5+\eta l}(u)| \leq (2m-1)^{\beta\eta l}$ for each $u \in A_n^{(1)}$ by construction as the number of labels for $[u, u']$ is one and $E_{n+1}(u)$'s definition. Extension paths only exist from the points u we start extending from. For each possible $2m(2m-1)^4$ choice of labels for $[u, u']$, pick $(2m-1)^{\beta\eta l}$ extension words once and for all. This gives us the first part of the second claim.

Set $u_1 = p_i^-$, $u_2 = p_i^+$ for some i . To define A_{n+1} along with a topological embedding we need to identify 2-cells $C_{a,b} \rightarrow \text{Cay}^2(G, S)$ for $a \in E_{n+1}(u_1)$, $b \in E_{n+1}(u_2)$ where $\gamma_{u_1, a}^{-1} \cdot p_i \cdot \gamma_{u_2, b}$ is the bracket path $B(C_{a,b})$. $B(C_{a,b})$ will be a $(n, 5 + \eta l)$ -bracket of A as Definition 3.3.

By [Mac12, Prop. 2.7], since $|\gamma_{u_1, a}^{-1} \cdot p_i \cdot \gamma_{u_2, b}|_S \leq 10 + 2\eta l + l/H < \frac{19}{30} dl < dl < l/4$, we can find such a 2-cell $C_{a,b}$.

We can do this procedure for all such points u_1, u_2 as p_i varies amongst the partition since all brackets satisfy the above inequality. We also have the choice, which we make, to force the boundary words $\partial C_{a,b} = \partial C_{a',b'}$ if the labels, in S , of $\gamma_{u_1, a}^{-1} \cdot p_i \cdot \gamma_{u_2, b}$ and $\gamma_{u_1, a'}^{-1} \cdot p_j \cdot \gamma_{u_2, b'}$ are equal for some previously labelled $C_{a',b'}$. This gives us the second part of the second claim.

This defines A_{n+1} with $\mathbf{a}_{n+1} = (\mathbf{a}_n, a_{n+1})$ for $a_{n+1} \in \{1, \dots, V\}$. Induc-

tively, we have constructed a topological immersion $A \rightarrow \text{Cay}^2(G, S)$.

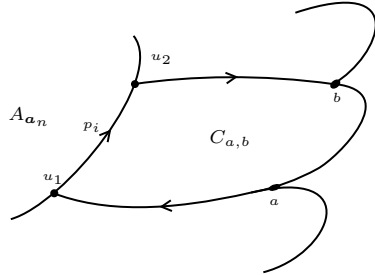


Figure 4: Filling in a bracket path at step n .

The vertical branching is $V = (2m - 1)^{\beta\eta l}$, every 2-cell R meets at most $l/(\frac{l}{H}) \cdot V = HV$ 2-cells in $A_{n+1} \setminus A_n$ and so the horizontal branching is at most H . The complex constructed is undistorted and embedded with the proof identical to that found in [Mac16, Lem. 8.13, Lem. 8.15]. \square

3.3 Restrictions on the Number of Emanating Words

Our main goal is for built undistorted round trees to stay undistorted under further quotients. We will later apply a probabilistic diagram rule out statement to ‘small’ van-Kampen diagrams abstracted from [CW15, Thm.6.4.1]. These diagrams are controlled in size and shape by the hyperbolic geometry that is generic in Gromov’s model $\mathcal{G}_{m,l}^d$.

In Section 5 we will see that if A is distorted at a higher density these diagrams can appear in the Cayley 2-complex with the possibility of some boundary word labels coming from emanating words (Definition 3.8) of A . We need to control the number of emanating words in our round tree, which Lemma 3.9 provides.

Definition 3.7. (Emanating paths) Embedded paths γ of length k that fit into combinatorial maps $\gamma \rightarrow \gamma' \rightarrow A^{(1)} \rightarrow \text{Cay}^2(\langle S \rangle, S)$ with $\gamma'(0) = 1$ and γ' geodesic in $A^{(1)}$ are called *emanating paths* of length k . Denote the set of all such paths by $\Gamma(k)$.

Definition 3.8. (Emanating words) The set \mathbf{E}_k of *emanating words* of length k for a built round tree $A \rightarrow \text{Cay}^2(\langle S \rangle, S)$ is the set of reduced labels of images of emanating paths $\gamma \in \Gamma(k)$.

For later sections it is useful to denote the set of emanating words of length at most k as $\mathbf{E}_{\leq k}$.

We now compute an upper bound on the number of emanating words in a round tree A given by the parameter set up in Theorem 3.6. The restrictions on extension and bracket paths from that theorem help strengthen the upper bound.

Lemma 3.9. (Counting emanating words) For the hypothesis in Theorem 3.6 and for all $\epsilon > 0$ one can arrange so for each $k \geq 1$ the set of emanating words \mathbf{E}_k satisfy

$$|\mathbf{E}_k| \leq \frac{l^2 k^{\frac{40k}{dl}}}{2} (2m-1)^{(2\beta + \frac{40}{dl} + \epsilon)k} (2m-1)^{4dl}$$

for built round trees $A((2m-1)^{\beta\eta l}, H)$ with overwhelming probability in $\mathcal{G}_{m,l}^d$.

Proof. Let $w \in \mathbf{E}_k$ with $\gamma =_S w$ the path, and γ' the geodesic $\gamma \rightarrow \gamma' \rightarrow A^{(1)}$ with $\gamma'(0) = 1$ and ρ be the path metric on $A^{(1)}$. By [Mac16, Lem. 8.13] or Theorem 3.6 the geodesics γ' follow along the boundary path of A_\emptyset , a defining relation, till it hits some point $u_1 \in \partial A_\emptyset$ and branches along an extension path, then hits $u_2 \in \partial A_1$ and branches along an extension path and so on. Suppose γ passes through $\gamma(0)$ to $u_j, u_{j+1}, \dots, u_{j'}$ in γ' and $u_{j'}$ to $\gamma(1)$.

We begin by counting the number of labels for the subpath of γ joining $\gamma(0)$ to u_j and $u_{j'}$ to $\gamma(1)$. See Figure 5. Theorem 2.5 implies the $C'(2d)$ small cancellation hypothesis holds generically in $\mathcal{G}_{m,l}^d$. This implies that as γ follows a defining relation from $\gamma(0)$ once we pass $2dl$ along the boundary path of that relation we have uniquely defined the possible labels for the boundary path of the relation. Likewise for the path of γ from $u_{j'}$ to $\gamma(1)$.

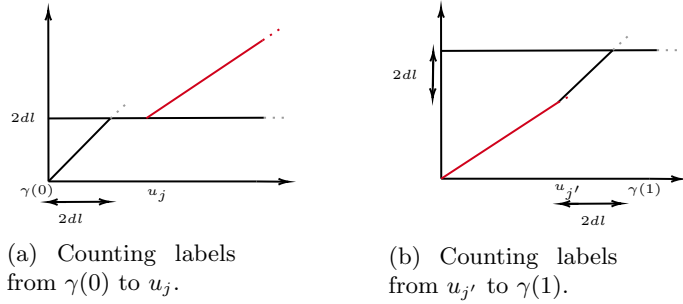


Figure 5: Along the x -axis is γ . The y -axis counts \log_{2m-1} of the number of labels possible for such a path.

We will bound the rest of the number of labels in two distinct ways which will combine and give our actual bound.

Suppose γ passes through u_i and u_{i+1} . It contains an extension word $w_i \in \mathbf{X}_{5+\eta l}$ from u_i to e_i which by Theorem 3.6 satisfies $|\mathbf{X}_{5+\eta l}| \leq 2m(2m-1)^4(2m-1)^{\beta\eta l}$. This implies there are at most $2m(2m-1)^4(2m-1)^{\beta\eta l}$ labels for w_i along γ then at most $2m-1$ choices for each subsequent letter.

Alternatively, moving forward from e_i the next letter in w comes from the bounding relator of the 2-cell $C = C_{e_i, b}^i$ where b is some endpoint of a bracket path $B(C)$ sharing the emanating word w_i as a label of a subpath. Each candidate C along with its boundary path, by Theorem 3.6, is determined by the bracket path $B = B(C)$ uniquely. There are at most $(2m)^2(2m-1)^8(2m-$

$1)^{2\beta\eta l + l/H}$ bracket paths giving at most $(2m)^2(2m-1)^8(2m-1)^{2\beta\eta l + l/H}$ labels for $B(C)$ and hence labels of γ from u_i to u_{i+1} .

To combine these counting methods and bounds we define t_i to be the point at which they cross.

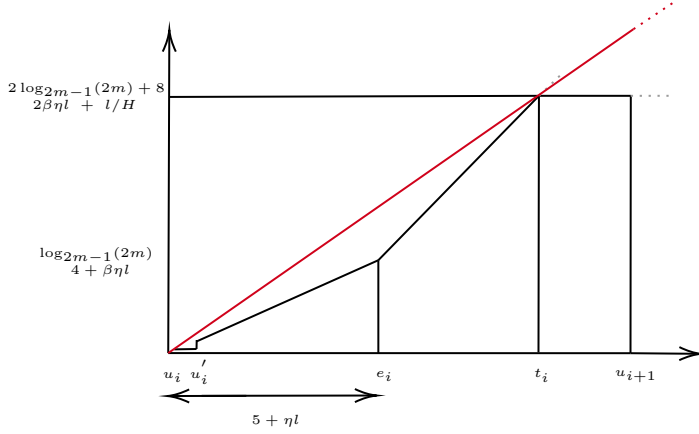


Figure 6: Finding the slope for the number of labels between u_i and u_{i+1} . Along the x -axis is γ . The y -axis counts \log_{2m-1} of the number of labels possible for such a path.

Using elementary Euclidean geometry to find the slope of the red line in Figure 6 we conclude $\rho(u_i, t_i) \leq \log_{2m-1}(2m) + 9 + (\beta + 1)\eta l + l/H$ and that there are at most

$$(2m-1)^{\frac{2Ml^{-1} + 2\beta\eta + 1/H}{(M+9)l^{-1} + (\beta+1)\eta + 1/H}} \rho(u_i, u_{i+1})$$

choices of labels of words joining u_i to u_{i+1} along γ' for all such $j \leq i < j'$ where $M = \log_{2m-1}(2m)$.

To obtain the precise exponents recall $\eta = d/40$, $H > 2/d$ and take l sufficiently large so that

$$\frac{2Ml^{-1} + 2d\beta + 40/H}{\beta d + d + 40/H} < \frac{2Ml^{-1} + 2d\beta + 40/H}{d} \leq 2\beta + \frac{40}{dH} + \epsilon$$

which results in at most $(2m-1)^{(2\beta + \frac{40}{dH} + \epsilon)\rho(u_i, u_{i+1})}$ choices of labels of words joining u_i to u_{i+1} . We multiply these separate counts across $j < i < j'$ to obtain an upper bound on the number of emanating words of length k passing through a fixed sequence of $\gamma(0), u_j, u_{j+1}, \dots, u_{j'}, \gamma(1)$:

$$(2m-1)^{(2\beta + \frac{40}{dH} + \epsilon)\rho(u_j, u_{j'})} (2m-1)^{4dl}.$$

Since $\rho(u_i, u_{i+1}) \geq 5 + \eta l \geq \eta l$ there are at most $k^{\frac{k}{\eta l}} + 1 \leq 2k^{\frac{k}{\eta l}}$ positions along γ for the points $u_j, u_{j+1}, \dots, u_{j'}$ to be placed. As we are geodesic we have

$\max\{\rho(\gamma(0), u_j), \rho(\gamma(1), u_{j'})\} \leq l/2$ and so there are at most $l^2/4$ positions for $\gamma(0)$ and $\gamma(1)$ to be placed in $A^{(1)}$ once the $\{u_i\}$ have been placed along γ .

These three bounds multiplied together conclude the proof. \square

4 Probabilistic Diagram Rule Out

In this section we will detail probabilistic methods of ruling out certain diagrams using the language of Ollivier [Oll05] and adapting methods inspired by those of Calegari and Walker [CW15].

For the remainder of this section we fix parameters $m \geq 2$, $l \geq 2$ and $0 < d < 1/2$ for the Gromov-density model $\mathcal{G}_{m,l}^d$. Also S will be a finite alphabet of size m used as our generators of the groups defined by presentations.

4.1 Restricted Abstract Diagrams

The following definition is similar to that of Ollivier [Oll05, Sec.V.b.Def.57] but differs in the sense that we allow for boundary edges to be ‘restricted’ in an alphabet. For a 2-complex X we denote $|X|$ as the number of faces or 2-cells.

Definition 4.1. (Restricted abstract Diagrams) A planar 2-complex X will be called a *restricted abstract (van-Kampen) diagram in S* if we have the following additional data:

- (1) an integer $1 \leq n \leq |X|$ called the *number of distinct relators* in X , sometimes denoted $n(X)$,
- (2) a surjective map b_X from the faces of X to the set $\{1, \dots, n\}$; a face f with image i is said to *bear relator i* ,
- (3) for each face f , a distinguished edge $e(f)$ on ∂f and an orientation of the plane $+1$ or -1 . Along the boundary path p starting at $e(f)$ following the orientation, we call the k th edge of p the *k th edge of f* ,
- (4) a map r_X from the boundary edges $e \in \partial X$ to $\{0, 1\}$ that can only take the value 1 if there exists a face f such that $e \in \partial f$. If $r(e) = 1$ we say e is *restricted* and *not-restricted* when $r(e) = 0$,
- (5) an alphabet S such that for each $e \in r_X^{-1}(1)$ we associate a label $\text{lab}(e) \in S \cup S^{-1}$. The function $\text{lab} : r_X^{-1}(1) \rightarrow S \cup S^{-1}$ is called *the boundary restriction function*.

A restricted abstract diagram in S will be referred to by the triple (X, r_X, lab) where X is an abstract diagram, like Ollivier, satisfying (1)-(3).

Note that a van-Kampen diagram $D \rightarrow \text{Cay}^{(2)}(G, S, R)$ defines many distinct restricted abstract diagrams in S with w a word in $S \cup S^{-1}$ of length at most $|\partial D|$ by forgetting which relators label each face and some subset of the boundary edges that are not-restricted defining r_X .

A planar 2-complex satisfying (1)-(3) of Definition 4.1 is called an *abstract diagram*. A restricted abstract diagram (X, r_X, lab) in S gives an abstract diagram X by forgetting r_X and lab . An abstract diagram is said to be *reduced* if no edge is adjacent to two faces bearing the same relator with opposite orientations such that the edge is the k th edge of both faces and there exists no degree 1 vertices in ∂X . The restricted diagram (X, r_X, lab) is *reduced* if X is a reduced abstract diagram.

We want to count the number of abstract diagrams for a fixed diagram of a particularly important combinatorial type for our context. Since we are in the Gromov model $\mathcal{G}_{m,l}^d$ we restrict to diagrams where each face is an l -gon. An l -gon is a 2-cell with boundary length l .

Lemma 4.2. (Counting abstract diagrams) Let $C > 0$ and $l \geq 3$ an integer. The number of contractible, connected reduced abstract diagrams X with l -gon faces and every edge being in the boundary of some face satisfying $|X| < C$ is at most

$$N(C, l) < P(C)l^{4C},$$

with P independent of l .

Proof. The one skeleton $X^{(1)}$ of X can be seen as a planar graph with vertices being elements of $X^{(0)}$ of degree at least 3 in $X^{(1)}$ and edges following paths in $X^{(1)}$ passing through elements of $X^{(0)}$ of exactly degree 2 in $X^{(1)}$ connecting them. As X is reduced there are no degree 1 vertices in $X^{(1)}$ meaning this graph covers $X^{(1)}$.

In such a graph $\Gamma = (V, E)$ by the Handshake Lemma, $2|E| = \sum_{v \in V} \deg(v) \geq 3|V|$, applying Euler's formula to the finite planar graph Γ we obtain $|E| < |V| + |F| \leq \frac{2}{3}|E| + |F|$, hence $|E| < 3|F| < 3C$.

Note, $|V| < 2C$. Let $P(C)$ be the number of finite planar graphs Γ with at most $2C$ vertices and at most C faces and vertex degree everywhere at least 3.

As we assume each edge is in the boundary of a face, an l -gon, there are at most l^{3C} choices for edge lengths determining the one skeleton $X^{(1)}$ with the vertices of degree 2.

Since $n \leq |X| < C$, for each face $f \in X^{(2)}$ there are $2lC$ choices for the data of $b_X(f)$, $e(f)$ and its orientation. Hence, $(2Cl)^C$ choices overall. We absorb the constants not depending on l into the function P . \square

Going from an abstract diagram to a van Kampen diagram we need the notion of a (partial) filling by a group.

Definition 4.3. (Filling a diagram) An m -tuple (w_1, \dots, w_m) of cyclically reduced words in S is said to *m -partially fill* an abstract diagram (X, r_X, lab) restricted in S with $m \leq n(X) = n$ if the following holds:

- (1) for each two faces f_1 and f_2 bearing relators $i_1 \leq m$ and $i_2 \leq m$, such that the k_1 th edge of f_1 is equal to the k_2 th edge of f_2 , then the k_1 th letter of w_{i_1} and the k_2 th letter of w_{i_2} are inverses (when the orientations of f_1 and f_2 agree) or equal (when the orientations disagree), and

- (2) for each boundary face f bearing relator $i \leq m$ if the k th edge e of f is restricted, $r_X(e) = 1$, then the k th letter of w_i is $lab(e)$.

An $n(X)$ -tuple of cyclically reduced words that partially fills an abstract diagram X is said to *fill* the diagram.

Given a group presentation $G = \langle S | R \rangle$ where R is a set of cyclically reduced words we say an abstract diagram X is (partially) fillable in G if it is (partially) filled by a tuple of distinct words from R .

To talk about the interaction of faces along internal edges in an abstract diagram we define the following. Suppose we have an abstract diagram X with all faces l -gons and for $1 \leq i \leq n$ let m_i denote the number of times relator i appears in D . Up to reordering suppose $m_1 \geq \dots \geq m_n$. Set $m_{n+1} = 0$.

For $1 \leq i_1, i_2 \leq n$ and $1 \leq k_1, k_2 \leq l$ say that $(i_1, k_1) > (i_2, k_2)$ if $i_1 > i_2$, or if $i_1 = i_2$ and $k_1 > k_2$. Let e be an edge of X adjacent to faces f_1 and f_2 bearing relators i_1 and i_2 , which is the k_1 th edge of f_1 and the k_2 th edge of f_2 . Say e *belongs* to f_1 if $(i_1, k_1) > (i_2, k_2)$, and belongs to f_2 if $(i_2, k_2) > (i_1, k_1)$, so that an edge belongs to the second face it meets.

So far belonging is not defined for boundary edges. We say a boundary edge $e \in \partial X$ belongs to face $f \in X^{(2)}$ if $e \in \partial f \subset \partial X$ and $r_X(e) = 1$. Note by Definition 4.1 if $r_X(e) = 1$ for some edge e then such a face f must exist for the edge. In other words, every restricted edge of (X, r_X, lab) belongs to the boundary of some face of X .

If X is reduced and fillable, each internal edge belongs to some face. When $(i_1, k_1) = (i_2, k_2)$ then either the two faces have opposite orientations and then X is not reduced, or they have the same orientation and the diagram is never fillable since a letter would have to be its own inverse.

Let $E(f)$ be the number of edges belonging to the face f . For a given abstract diagram X we define the degree of constraint $d_c(X)$ as:

$$d_c(X) = \sum_{f \text{ face of } X} E(f).$$

The degree of constraint contains information on how different we can treat filling X to independently labelling the edges and faces of X : the larger $d_c(X)$ is, the more ‘constrained’ the diagram is and the less likely the abstract diagram X can be filled by a typical group in the model $\mathcal{G}_{m,l}^d$. See Theorem 4.6 to see a precise mathematical statement.

For the Gromov density model as already mentioned we will use $\mathcal{R}_{m,l}^d$ to denote the random variable of uniformly chosen cyclically reduced words of length l chosen in the appropriate alphabet of size m defining the group.

The following lemma follows Ollivier’s Lemma [Oll05, Sec.V.b.Lem.59] with the caveat that we also deal with restricted boundary edges and adds details regarding cyclically reduced words.

We count the number of cyclically reduced words in a free group by a result of Rivin [Riv10].

Theorem 4.4. ([Riv10, Thm. 1.1], Rivin’s count) The number N_l of cyclically reduced words of length l in F_m satisfies

$$N_l = (2m - 1)^l + 1 + (m - 1)(1 + (-1)^l).$$

Lemma 4.5. (Inductive filling lemma) Let (X, r_X, lab) be a reduced abstract diagram restricted in S . Set P_i as the probability that there exists an i -tuple of words partially filling X by $\mathcal{R}_{m,l}^d$ and p_i as the probability that i uniformly random cyclically reduced words in S partially fill the diagram X . Then,

$$p_i \leq 2m(2m - 1)^{-E_i} p_{i-1} \text{ and } P_i \leq (2m - 1)^{idl} p_i$$

where $E_i = \max\{E(f) : f \text{ is a face bearing } i\}$ and $p_0 = 1$.

Proof. Suppose $i - 1$ cyclically reduced words (w_j) in S are given that partially fill the diagram X .

Let e be an edge on the boundary of a face f that bears relator i in the restricted abstract diagram X . These spaces fit in the following sequence of combinatorial maps between complexes

$$e \rightarrow \partial f \rightarrow f \rightarrow X$$

considering ∂f as the oriented edge path and f as an abstract subdiagram of X .

Suppose f attains the maximum of $E_i = E(f)$. ∂f is oriented so we can order the edges as $e_1 \leq e_2 \leq \dots \leq e_l$ where $e_1 = e(f)$. Let $1 \leq k \leq l$, and we compute the number $n_{i,k}$ which denotes the number of possible symbols in $S \cup S^{-1}$ that we can associated to the k th edge of f so that the new ‘partially filled’ diagram is not reduced given the assignment from belonging under the inductive hypothesis and the previous $1 \leq k' < k$ symbols associated to $e_{k'}$.

Depending on which of e_l, e_1 and e_2 belong, $n_{i,1} \in \{1, 2m - 2, 2m - 1, 2m\}$ which is $\leq 2m$. For $2 \leq k \leq l$, depending if e_k, e_{k+1} belong ($e_{l+1} = e_1$) we have $n_{i,k} \in \{1, 2m - 2, 2m - 1\}$ which is $\leq 2m - 1$. This gives:

$$\begin{aligned} p_i &\leq \mathbb{P}(f \text{ is partially fillable with } w_i \mid w_i \text{ is a randomly chosen} \\ &\quad \text{cyclically reduced word of length } l) p_{i-1}, \\ &\leq \frac{\prod_{k=1}^l n_{i,k}}{N_l} p_{i-1} \leq \frac{2m(2m - 1)^{l-E_i}}{(2m - 1)^l} p_{i-1} = 2m(2m - 1)^{-E_i} p_{i-1}. \end{aligned}$$

The second to last inequality uses the observation $N_l \geq (2m - 1)^l$ from Theorem 4.4.

To conclude the lemma we observe $P_i \leq |\mathcal{R}_{m,l}^d|^i p_i = (2m - 1)^{idl} p_i$. \square

Theorem 4.6. (Restricted boundary diagram rule out) Let $m \geq 2$, $0 < d < 1/2$, for $l \geq 2$ and (X, r_X, lab) be a reduced abstract diagram restricted in S with each face an l -gon. If $2|r_X^{-1}(1)| \geq |\partial X|$ then,

$$\mathbb{P}((X, r_X, \text{lab}) \text{ is fillable by } \mathcal{R}_{m,l}^d) \leq 2m(2m - 1)^{(d-1/2)l}.$$

Proof. We follow the framework of Ollivier [Oll05, Prop. 58]. Denote I as the set of internal edges of X i.e. those not on the boundary ∂X . We start with the verifiable statements:

$$l|X| \leq |\partial X| + 2|I| \text{ and } d_c(X) = |I| + |r_X^{-1}(1)|$$

as every edge $e \in r_X^{-1}(1) \cup I$ belongs to a face. Since by hypothesis, $|r_X^{-1}(1)| \geq |\partial X|/2$, we have:

$$\begin{aligned} 0 &\geq l|X| - |\partial X| - 2|I| \\ &= l|X| - |\partial X| + 2|r_X^{-1}(1)| - 2d_c(X) \\ &\geq l|X| - 2d_c(X). \end{aligned}$$

We expand:

$$\begin{aligned} 0 &\geq l|X| - 2 \sum_{f \text{ face of } X} E(f) \\ &\geq l|X| - 2 \sum_{i=1}^n m_i E_i \end{aligned}$$

where $E_i = \max\{E(f) : f \text{ bears } i\}$ as above. Following the notation of Lemma 4.5 and its conclusion of $-E_i \geq \log_{2m-1} p_i - \log_{2m-1} 2mp_{i-1}$ we obtain:

$$0 \geq l|X| + 2 \sum_{i=1}^n m_i (\log_{2m-1} p_i - \log_{2m-1} 2mp_{i-1}).$$

We have, recalling $m_{n+1} = 0$,

$$0 \geq l|X| + 2 \sum_{i=1}^n (m_i - m_{i+1}) (\log_{2m-1} P_i - idl) - 2 \left(\sum_{i=1}^n m_i \right) \log_{2m-1} 2m.$$

Keep in mind we are taking logarithms of probabilities. Set $P = \min P_i$, so

$$0 \geq l|X|(1 - 2d) + 2m_1 \log_{2m-1} P - 2|X| \log_{2m-1} 2m,$$

observing $m_1 \leq |X|$,

$$0 \geq l|X|(1 - 2d) + 2|X| \log_{2m-1} \left(\frac{P}{2m} \right).$$

As (X, r_X, lab) being filled by $\mathcal{R}_{m,l}^d$ happens if and only if (X, r_X, lab) is partially filled by $\mathcal{R}_{m,l}^d$ for all $i \leq n$, so

$$\mathbb{P}((X, r_X, \text{lab}) \text{ is fillable by } \mathcal{R}_{m,l}^d) \leq P \leq 2m(2m-1)^{(d-1/2)l}.$$

□

5 Building Round Trees at High Densities

In this section we show the round trees constructed in Section 3 for particular parameters are undistorted under the natural quotient map by using the hyperbolic geometry of random groups in $\mathcal{G}_{m,l}^d$ for $0 < d < 1/2$ and the probabilistic methods to rule out certain diagrams developed in Section 4.

Suppose a combinatorial round tree A has been built in a finitely presented group $G = \langle S|R \rangle$ with combinatorial map $\varphi : A \rightarrow \text{Cay}^{(2)}(G, S, R)$. Let $G' = \langle S|R \cup R' \rangle$ be another finitely presented group with a quotient map $\pi : G \rightarrow G'$ which gives a natural extension to Cayley 2-complexes, hence there is a combinatorial map $\pi \circ \varphi : A \rightarrow \text{Cay}^{(2)}(G', S, R \cup R')$.

For the density of the respective models we use the subscript t to stand for ‘target’ and s for ‘source’. We will use the notation $\pi_{d_s}^{d_t}$ to denote the quotient map $\pi_{d_s}^{d_t} : \langle S|\mathcal{R}_{m,l}^{d_s} \rangle \rightarrow \langle S|\mathcal{R}_{m,l}^{d_t} \rangle$, considering $\mathcal{R}_{m,l}^{d_s} \subset \mathcal{R}_{m,l}^{d_t}$, along with its natural extension to Cayley-2-complexes. For $d \in \{d_s, d_t\}$ let K_d denote the Cayley 2-complex $\text{Cay}^{(2)}(\langle S|\mathcal{R}_{m,l}^d \rangle, S)$.

Parameters $m, l \geq 2$ integers and density $1/8 \leq d_t < 1/2$ set our hypothesis for the model $\mathcal{G}_{m,l}^{d_t}$. The following choices are made to be concrete but are in no way canonical. Let $\epsilon = 1/2 - d_t < 1$, we will choose $0 < d_s < 1/18$ defining a lower density model and parameters $0 < \beta < 1$, $\eta = d_s/40$ and $H > 2/d_s$ defining a combinatorial round tree built in $\mathcal{G}_{m,l}^{d_s}$. Our choices are:

$$\epsilon = 1/2 - d_t, d_s = 10^{-7}\epsilon^3, \beta = 10^{-7}\epsilon^2, \eta = 4^{-1} \cdot 10^{-8}\epsilon^3 \text{ and } H = 40 \cdot 10^{14}\epsilon^{-5}.$$

These parameters give a lower density model of groups for which we can find a combinatorial round tree A depending on the density d_t parameter defining $\mathcal{G}_{m,l}^{d_t}$, as by design they satisfy the hypothesis of Theorem 3.6 and Lemma 3.9.

Note our choices have put a restriction on d_t as implicitly we require $d_s \leq d_t$. We are still in the framework of assuming $d_t \geq 1/8$ and in principle we can find ‘thin’ round trees for $0 < d_t < 1/8$ but one should not expect an improvement of the lower bounds on $\text{Confdim}(\partial_\infty G)$ achieved in [Mac16].

Fix $A = A((2m-1)^{\beta\eta l}, H)$ to be the round tree given by Theorem 3.6. Let $C > 0$ and $l \geq 2$ by Lemma 3.9 the set of emanating words \mathbf{E}_{Cl} of A satisfies

$$|\mathbf{E}_{Cl}| \leq \frac{l^2(Cl)^{\frac{40C}{d_s}}}{2} (2m-1)^{4 \cdot 10^{-7}\epsilon^2(C+\epsilon)l} \quad (5.1)$$

with overwhelming probability in $\mathcal{G}_{m,l}^{d_s}$. For the result in the above line we take the epsilon in Lemma 3.9 to be $10^{-7}\epsilon^2$.

We aim to prove the following result.

Theorem 5.2. (High density round trees) For all $1/8 \leq d_t < 1/2$, $m \geq 2$ and d_s, β, η, H as above. The round tree $A \rightarrow K_{d_s} \rightarrow K_{d_t}$ is an undistorted round tree with overwhelming probability in $\mathcal{G}_{m,l}^{d_s}$ and $\mathcal{G}_{m,l}^{d_t}$.

We split the proof into a collection of lemmas themed by subsections. For the remainder of this section we assume the hypothesis of Theorem 5.2 and model parameters in the preceding paragraphs of this section.

5.1 Fillability of Diagrams Along Low-density Paths

Indispensable to our proofs is a way of estimating the probability of filling diagrams of a particular combinatorial type along subpaths from the lower density complex K_{d_s} . This will allow us to rule out the existence of certain diagrams we come across.

We can think of the choice of the random list of relators $\mathcal{R}_{m,l}^{d_t}$ as happening in two steps: first $\mathcal{R}_{m,l}^{d_s}$ is chosen, then independently $\mathcal{R}_{m,l}^{d_t} \setminus \mathcal{R}_{m,l}^{d_s}$ is chosen. The following lemma shows certain diagrams, if not fillable by $\mathcal{R}_{m,l}^{d_s}$, are unlikely to be fillable by $\mathcal{R}_{m,l}^{d_t}$.

Lemma 5.3. (Fillability of diagrams along paths) Let $m \geq 2$, $0 < d_s < d_t < 1/2$, $C, C' > 0$ be constants. For $l \geq 2$ suppose the random presentation $\mathcal{R}_{m,l}^{d_s}$ is chosen and a collection $\mathbf{W}_{d_s,l}$ of path labels in K_{d_s} of length $\leq C'l$, $|\mathbf{W}_{d_s,l}| \leq P(l)(2m-1)^{gl}$ for some $g \geq 0$ constant and $P(l)$ polynomial in l . Also suppose $d = 1/2 - d_s C - g - d_t$ satisfies $d > 0$.

Then, there exists a polynomial $Q(l)$ such that the following event for $\mathcal{R}_{m,l}^{d_t}$ given $\mathcal{R}_{m,l}^{d_s}$ holds with probability $\leq Q(l)(2m-1)^{-dl}$:

There exists (X, r_X, lab) a reduced, connected, contractible abstract diagram restricted in S with,

- (1) $r_X^{-1}(1) \subset \partial X$ a subpath labelled by a word in $\mathbf{W}_{d_s,l}$,
- (2) each edge of X is in the boundary of some face,
- (3) $2|r_X^{-1}(1)| \geq |\partial X|$, $|X| \leq C$, $|\partial X| \leq C'l$,
- (4) (X, r_X, lab) is fillable by $\mathcal{R}_{m,l}^{d_t}$ such that $\partial X \setminus r_X^{-1}(1)$ is a geodesic in K_{d_t} and at least one relator of X has label in $\mathcal{R}_{m,l}^{d_t} \setminus \mathcal{R}_{m,l}^{d_s}$.

Remark 5.4. We can take $Q(l) = 2^{2C} N(C, l) P(l)$, with $N(C, l)$ given by Lemma 4.2.

Proof. Suppose that a particular (X, r_X, lab) is fillable by $\mathcal{R}_{m,l}^{d_t}$ satisfying (1) – (4). By Lemma 4.2 there are $N(C, l)$ choices of X , $(C'l)^2$ choices for r_X and $P(l)(2m-1)^{gl}$ choices of lab .

Consider a maximal connected subdiagram D of $X \rightarrow K_{d_t}$ with boundary labels of faces contained in $\mathcal{R}_{m,l}^{d_t} \setminus \mathcal{R}_{m,l}^{d_s}$. As $|X| \leq C$ there are at most 2^C choices of faces for X , at most $|\mathcal{R}_{m,l}^{d_s}|^C = (2m-1)^{d_s C l}$ choices of boundary labels for these faces and 2^C ways to orient the boundary labels around the distinguished faces. There are also at most 2^C positions of where D is as a subdiagram of X . This implies there are at most $2^{2C} (2m-1)^{d_s C l}$ possible diagrams D .

All neighbouring faces of D in X are labelled by elements of $\mathcal{R}_{m,l}^{d_s}$, set $\alpha = \partial X \setminus r_X^{-1}(1)$ the geodesic in K_{d_t} and partition ∂D into a collection of maximal, non-trivial subpaths $\partial D = P_1 \cup \dots \cup P_n$ where P_i is either a subpath of α , $r_X^{-1}(1)$ or has a neighbourhood in $\mathcal{R}_{m,l}^{d_s}$. We say a path $P \rightarrow X^{(1)}$ has a *neighbourhood*

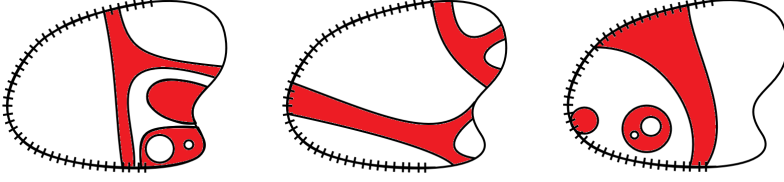


Figure 7: Some possibilities for the location of the diagram $D \subset X$ with the hashed lines representing $r_X^{-1}(1)$.

in $\mathcal{R}_{m,l}^{d_s}$ if there exists a reduced connected van-Kampen diagram $D \rightarrow K_{d_s}$ with combinatorial maps $P \rightarrow \partial D \rightarrow D \rightarrow X \rightarrow K_{d_t}$ and $D = \overline{D^{(2)}}$. Note $X \neq D$ if and only if there exists i such that P_i has a neighbourhood in $\mathcal{R}_{m,l}^{d_s}$, and note $n \leq Cl$. Let $I_D \subset I$ be the indices such that $P_i \not\subseteq \alpha$.

Let (Y, r_Y, lab') be a reduced connected abstract diagram restricted in S with $|Y| = |D|$, $|\partial Y| = |\partial D|$ and each edge in the boundary of some face with all faces l -gons. The abstract diagram structure is defined according to D . Identify the paths $i : \partial Y \rightarrow \partial D$ as 1-complexes and define $r_Y^{-1}(1) = \{e \in \partial Y : i(e) \in P_j \text{ where } j \in I_D\}$. This identification also defines the boundary restriction function lab' , by the mapping $D \rightarrow X \rightarrow K_{d_t}$, which is a disjoint collection of concatenations of alternating subpaths of $r_X^{-1}(1)$ and paths in ∂D with a neighbourhood in $\mathcal{R}_{m,l}^{d_s}$.

There are at most

$$2^{2C} (C'l)^2 P(l) (2m-1)^{(d_s C + g)l} \quad (5.5)$$

possible diagrams (Y, r_Y, lab') by counting over all possible diagrams D and using the assumption on the size of $|\mathbf{W}_{d_s,l}|$ summing over possible (r_X, lab) .

Claim 5.6. $\sum_{i \in I_D} |P_i| \geq \sum_{i \in I \setminus I_D} |P_i|$ as α is geodesic in K_{d_t} .

Proof. Since $r_X^{-1}(1) \subset \partial X$ is a subpath we can partition $I = I_1 \sqcup I_2$ such that all $j \in I$ with $P_j \subset r_X^{-1}(1)$ are in I_1 and I_1 is maximal with respect to containing P_j with a neighbourhood in $\mathcal{R}_{m,l}^{d_s}$ and $\cup_{i \in I_1} P_i \subset \partial D$ is a connected subpath. Define $P_D \subset \alpha$ as the connected subpath joining the end points of $\cup_{i \in I_1} P_i$ together. Since α is a geodesic in K_{d_t} we have $\sum_{i \in I_1} |P_i| \geq |P_D|$.

Hence,

$$\sum_{i \in I_D} |P_i| \geq \sum_{i \in I_1} |P_i| \geq |P_D| \geq \sum_{i \in I \setminus I_D} |P_i|.$$

as for all $i \in I \setminus I_D$ $P_i \subset \alpha$ and $I_1 \subset I_D$. \square

Claim 5.6 implies the hypothesis of Theorem 4.6 is satisfied for a given (Y, r_Y, lab') , it is equivalent to $2|r_Y^{-1}(1)| \geq |\partial Y|$, so summing over possible (Y, r_Y, lab') using (5.5)

$$\mathbb{P}(D \rightarrow K_{d_t} \text{ exists}) \leq \mathbb{P}((Y, r_Y, \text{lab}') \text{ is fillable by } \mathcal{R}_{m,l}^{d_t})$$

$$\leq 2^{2C} P(l)(2m-1)^{-dl}.$$

In the above probability estimate we have summed over pairs (r_X, lab) implicitly for a fixed X so to get the main probability estimate we sum over possible X given by Lemma 4.2.

We have shown the probability of the event occurring is bounded above by $2^{2C} N(C, l) P(l)(2m-1)^{-dl}$. \square

5.2 Emanating Paths are Quasi-geodesics

In this subsection we fix $\varphi : A \rightarrow K_{d_s}$ as our low-density undistorted round tree. Let $k \geq 1$ and $\gamma \in \Gamma(k)$ be an emanating path for such a round tree. Recall $\epsilon = 1/2 - d_t$ and consider the path metric ρ_A of $A^{(1)}$.

Lemma 5.7. (Local-geodesics) All paths $\pi_{d_s}^{d_t} \circ \gamma$ are $18\epsilon^{-1}l$ -local-geodesics in K_{d_t} with overwhelming probability in $\mathcal{G}_{m,l}^{d_t}$.

Proof. Suppose not. Denote $\pi_{d_s}^{d_t} \circ \gamma$ by γ' . Let P be a subpath of γ' of minimal length with a geodesic α in K_{d_t} joining the endpoints of P , P^- and P^+ , together of lengths $|\alpha| < |P| < 18\epsilon^{-1}l$. We can assume $\alpha \cap \gamma^- = \{P^-, P^+\}$ by minimality of P . Set $\mathbf{W}_{d_s,l} = \mathbf{E}_{\leq 36\epsilon^{-1}l}$ as the set of emanating words, Definition 3.8, of length at most $36\epsilon^{-1}l$ for the undistorted round tree $A \rightarrow K_{d_s}$.

Let D be a connected reduced van-Kampen diagram in K_{d_t} bounded by $P \cdot \alpha^{-1}$. By minimality of P we can assume D is homeomorphic to a disc, hence $D = D^{(2)}$ and so each edge is in the boundary of some face. By Theorem 2.4 we may assume we have $|D| \leq 36\epsilon^{-2}$. The diagram D gives a reduced connected abstract diagram (X, r_X, lab) restricted in S with $r_X^{-1}(1) = P$ and the label of the restricted boundary path in $\mathbf{W}_{d_s,l}$.

Setting $C = 36\epsilon^{-2}$, $C' = 36\epsilon^{-1}$, $g = 4 \cdot 10^{-7}\epsilon(36 + \epsilon^2) < \epsilon/4$, motivated by (5.1), and computing $d_s C + g + d_t < 1/2 - (\epsilon - \epsilon/4 - 36 \cdot 10^{-7}\epsilon)$ the hypothesis of Lemma 5.3 is satisfied with $d > \epsilon - \epsilon/4 - 36 \cdot 10^{-7}\epsilon > 0$.

We conclude for some polynomial $Q(l)$ the probability that (X, r_X, lab) is fillable by $\mathcal{R}_{m,l}^{d_t}$ with $\partial X \setminus r_X^{-1}(1)$ a geodesic in K_{d_t} and at least one face f of X bearing a relator $r \in \mathcal{R}_{m,l}^{d_t} \setminus \mathcal{R}_{m,l}^{d_s}$ is less than $Q(l)(2m-1)^{-dl}$.

As by assumption (X, r_X, lab) is fillable by $\mathcal{R}_{m,l}^{d_t}$ with overwhelming probability in $\mathcal{G}_{m,l}^{d_t}$ and this implies that D is a van-Kampen diagram in K_{d_s} with overwhelming probability. Since $|\alpha| < |P|$ we contradict the fact emanating paths, in particular P and γ , are geodesics in K_{d_s} [Mac16, Lem.8.13]. We contradict any such γ' not being a local-geodesic with probability going to 1 as $l \rightarrow \infty$. \square

From this and Theorem 2.3 we have the following consequence by [BH99, III.H.Thm.1.13].

Corollary 5.8. (Quasi-geodesics) All paths $\pi_{d_s}^{d_t} \circ \gamma$ are embedded $(13/5, 4\epsilon^{-1}l)$ -quasi-geodesics in K_{d_t} with overwhelming probability in $\mathcal{G}_{m,l}^{d_t}$.

Proof. They are $(13/5, 4\epsilon^{-1}l)$ -quasi-geodesics by [BH99, III.H.Thm.1.13]. Denote $\pi_{d_s}^{d_t} \circ \gamma$ by γ' . Suppose γ' self-intersects itself at point Q and let P be the subpath of γ' that forms the loop starting and ending at Q . Let Q_1 and Q_2 denote the endpoints, in $A^{(1)}$, of the path P' satisfying $\pi_{d_s}^{d_t} \circ \varphi(P') = P$. P' is an emanating path, Definition 3.7, and so is geodesic. If $\rho_A(Q_1, Q_2) = |P'| \leq 18\epsilon^{-1}l$ by Lemma 5.7 we have contradicted γ' being an $18\epsilon^{-1}l$ -local geodesic. Otherwise $\rho_A(Q_1, Q_2) = |P'| > 18\epsilon^{-1}l$ but as γ' is a $(13/5, 4\epsilon^{-1}l)$ -quasi-geodesic we have $\rho_t(Q, Q) > \frac{5}{13} \cdot 18\epsilon^{-1}l - 4\epsilon^{-1}l = \frac{38}{13}\epsilon^{-1}l > 0$ a contradiction. \square

5.3 Quasi-isometric Embedding

Up to this point we have shown all emanating paths are quasi-geodesics. We will use this fact in showing the combinatorial round tree A is undistorted.

Lemma 5.9. (Restricts to quasi-isometry) The compositions of mappings

$$(A^{(1)}, \rho_A) \rightarrow (K_{d_s}, \rho_s) \rightarrow (K_{d_t}, \rho_t)$$

are quasi-isometric embeddings with overwhelming probability in $\mathcal{G}_{m,l}^{d_s}$ and $\mathcal{G}_{m,l}^{d_t}$.

Proof. By Theorem 3.6 the first mapping $\varphi : (A^{(1)}, \rho_A) \rightarrow (K_{d_s}, \rho_s)$ is a (λ, k) -quasi-isometric embedding for some $\lambda \geq 1, k \geq 0$.

Take $p, q \in A$. Let $\gamma_{1,p} \in \Gamma(\rho_A(1, p))$ and $\gamma_{1,q} \in \Gamma(\rho_A(1, q))$ be emanating paths of A joining 1 to p and q respectively. We have that $\varphi \circ \gamma_{1,\cdot}$ is a geodesic in K_{d_s} by [Mac16, Lem. 8.13].

Consider the geodesic triangle Δ in K_{d_s} with vertices $1, \varphi(p), \varphi(q)$ and sides $\varphi \circ \gamma_{1,p}, \varphi \circ \gamma_{1,q}$ and a geodesic $[\varphi(p), \varphi(q)]$ for the other. Let L be a reduced diagram for Δ . Let $R_{p,q}$ be the 2-cell or 1-cell that meets both $\varphi \circ \gamma_{1,p}$ and $\varphi \circ \gamma_{1,q}$ and is furthest from 1 in L . In a similar way we define the cells $R_{1,p}$ and $R_{1,q}$ and consider the subdiagram $L' \subset L$ containing, $R_{p,q}, R_{1,p}$ and $R_{1,q}$ on the periphery. Apart from at most three 2-cells of $L \rightarrow K_{d_s}$ all intersect along $|\partial L'|$ for at most $l/2$. Since, for a 2-cell $R \subset K_{d_s}$ and geodesic $\gamma \subset K_{d_s}$, when $d_s = 10^{-7}\epsilon^3 < 1/4$, $R \cap \gamma$ is connected (Lemma 2.6) and if not we will contradict Δ being a geodesic triangle. Hence by Theorem 2.4 for suitable $\epsilon' > 0$,

$$(1 - \frac{52}{256} \cdot 10^{-7} - \epsilon')|L'|l < (1 - 2d_s - \epsilon')|L'|l \leq |\partial L'| \leq 3l + (|L'| - 3) \cdot \frac{1}{2}l = \frac{1}{2}|L'|l + \frac{3}{2}l,$$

and so $|L'| < 4$, thus $|L'| \leq 3$.

Set x as the point furthest along $\varphi \circ \gamma_{1,p}$ contained in $\partial R_{p,q}$, denote by y similarly for q . In the proof of [Mac16, Lem.8.15] it was shown $\rho_s(x, y) \leq 3l$, actually $\leq l$ as it is in the boundary of a face, thus $\rho_t(\pi(x), \pi(y)) \leq l$. Consider the subpath C' of $\partial R_{p,q}$ joining x to y and denote its image under π in K_{d_t} as C . There are at most $2l(2m-1)^{d_s l}$ labels for C since $R_{p,q}$ bounds a ladder from 1 to C' in K_{d_s} by Lemma 2.8 as $d_s < 1/6$.

Denote by $\alpha_{1,p}$ and $\alpha_{1,q}$ the images of $\varphi \circ \gamma_{1,p}$ and $\varphi \circ \gamma_{1,q}$ in K_{d_t} which are $(13/5, 4\epsilon^{-1}l)$ -quasi-geodesics by Corollary 5.8. Set $u = \pi \circ \varphi(p), v = \pi \circ \varphi(q)$

for notation reasons and $[u, v]$ a geodesic in K_{d_t} . Denote this triangle of paths Δ_1 with vertices $1, u, v$ and sides quasi-geodesics $\alpha_{1,p}, \alpha_{1,q}$ and geodesic $[u, v]$.

By the stability of quasi-geodesics, [BH99, III.H.Thm.1.7], there exists $R = R(d_t, l) \geq 0$ such that a geodesic triangle Δ_2 with one geodesic edge the previous geodesic $[u, v]$ and others $e_{1,u}, e_{1,v}$ satisfies $\Delta_2 \subset \mathcal{N}_R(\Delta_1)$ and $\Delta_1 \subset \mathcal{N}_R(\Delta_2)$. Using [GS19, Thm.1.1] we can take $R = 4 \cdot 10^3 \epsilon^{-1} l$ which we will do later. Let $\chi : \Delta_2 \rightarrow T$ be a tripod tree approximation for Δ_2 with center $O \in T$.

Label $x' \in e_{1,u}$ a point such that $\rho_t(x', \pi(x)) \leq R$ and $y' \in e_{1,v}$ similarly for v . Set $z'_1 \in e_{1,u}$ and $z'_2 \in e_{1,v}$ as the points in $\chi^{-1}(O)$ satisfying $\rho_t(z'_1, z'_2) \leq 4\delta_t \leq 8\epsilon^{-1}l$. Recall $\delta_t \leq 2\epsilon^{-1}l$ by Theorem 2.3. We denote $z_1 \in \alpha_{1,p}$ and $z_2 \in \alpha_{1,q}$ as points R -close to z'_1 and z'_2 respectively.

See Figure 8 to see the configuration clearly.

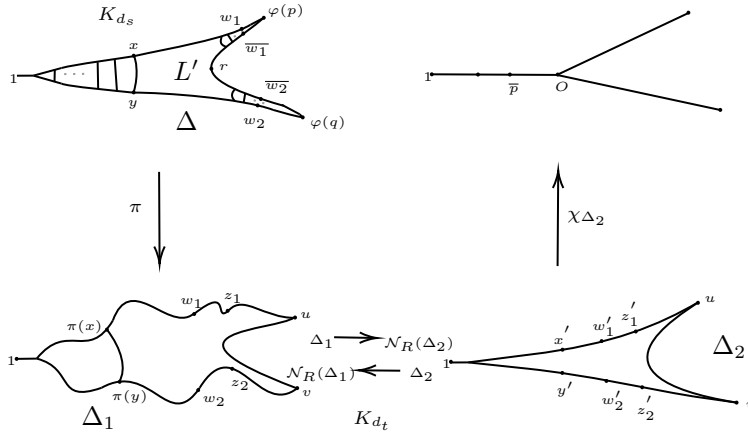


Figure 8: Schematic for quasi-isometric embedding computation.

We set constants $A = 25 \cdot 10^3$, $A' = 8 \cdot 10^3$ and $A'' = 25 \cdot 10^3$ whose role will be clear in the proof of the following claim.

Claim 5.10. $\min\{\rho_t(\pi(x), z_1), \rho_t(\pi(y), z_2)\} \leq (A + A')\epsilon^{-1}l$ so $(u, v)_{\bar{p}} \leq (A + A')\epsilon^{-1}l + 2R$ where \bar{p} is the point x' or y' with smallest $\rho_t(x', z'_1)$ or $\rho_t(y', z'_2)$.

Proof. Suppose $\rho_t(\pi(x), z_1) = \min\{\rho_t(\pi(x), z_1), \rho_t(\pi(y), z_2)\} > A\epsilon^{-1}l$ without loss of generality. Let $P_1 \subset \alpha_{1,p}, P_2 \subset \alpha_{1,q}$ be subpaths joining $\pi(x)$ to w_1 and $\pi(y)$ to w_2 where the point w_1 is distance $A\epsilon^{-1}l$ from x along $\alpha_{1,p}$. We define w_2 similarly.

If $\rho_t(w_1, z_1) \leq A'\epsilon^{-1}l$ then $\rho_t(\pi(x), z_1) \leq (A + A')\epsilon^{-1}l$ and $\rho_t(\pi(y), z_2) \leq l + (A + A')\epsilon^{-1}l + 4\delta_t$ so $\rho_t(w_2, z_2) \leq l + (2A + A')\epsilon^{-1}l + 4\delta_t$.

Otherwise $\rho_t(w_1, z_1) > A'\epsilon^{-1}l$ and by the stability of geodesics there exists $w'_1 \in e_{1,u}$ with $\rho_t(w'_1, w_1) \leq R$ and $w'_2 \in e_{1,v}$ with $\rho_t(w'_2, w_2) \leq R$. Since $\rho_t(w_1, z_1) > 2R$, w'_1 lies on $e_{1,u}$ between x' and z'_1 . Hence, by the tripod definition of hyperbolicity there exists $\bar{w} \in e_{1,v}$ with $\rho_t(w'_1, \bar{w}) \leq 4\delta_t$ so $\rho_t(w_1, \bar{w}) \leq R + 4\delta_t$.

We aim to estimate $\rho_t(w'_2, \bar{w})$ to bound $\rho_t(w_1, w_2)$. Since $y', w'_2, \bar{w} \in e_{1,v}$ with $e_{1,v}$ a geodesic in K_{d_s} , we can bound $|\rho_t(y', \bar{w}) - A\epsilon^{-1}l| \leq \rho_t(y', \pi(x)) + \rho_t(w_1, \bar{w}) \leq 2R + l + 4\delta_t$ and $|\rho_t(y', w'_2) - A\epsilon^{-1}l| \leq \rho_t(y', \pi(y)) + \rho_t(w_2, w'_2) \leq 2R$ so $\rho_t(w'_2, \bar{w}) \leq 4R + l + 4\delta_t$ and thus $\rho_t(w_1, w_2) \leq 6R + l + 8\delta_t \leq A''\epsilon^{-1}l$.

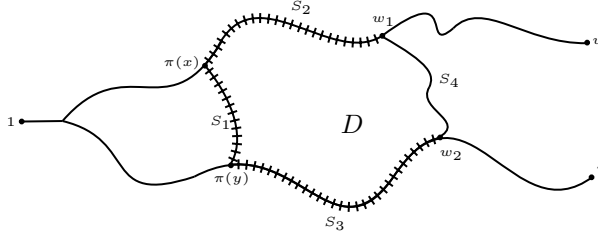


Figure 9: A diagram $D \rightarrow K_{d_t}$ found to be in K_{d_s} with overwhelming probability. For the restricted abstract diagram X the dashed line represents $r_X^{-1}(1)$.

Consider a connected reduced diagram $D \rightarrow K_{d_t}$ homeomorphic to a disk for the quadrilateral as seen in Figure 9 with $|\partial D| \leq (A'' + 2A)\epsilon^{-1}l + 3l$ and $|D| \leq (A'' + 2A)\epsilon^{-2} + 3\epsilon^{-1}$ by the linear isoperimetric inequality, Theorem 2.4, with a geodesic α in K_{d_t} the boundary path between w_1 and w_2 . By construction we have the sides S_1, S_2, S_3 and S_4 satisfying $|S_2| = |S_3| = A\epsilon^{-1}l$ so $|S_4| \leq A''\epsilon^{-1}l + l < 2A\epsilon^{-1}l \leq |S_1| + |S_2| + |S_3|$. The diagram D gives a reduced connected abstract diagram (X, r_X, lab) restricted in S with $r_X^{-1}(1) = P_1^{-1} \cdot C \cdot P_2$ that is fillable by $\mathcal{R}_{m,l}^{d_t}$. The above observation about side lengths implies $2|r_X^{-1}(1)| \geq |\partial X|$. Define $\mathbf{W}_{d_s,l}$ as the possible labels of $P_1^{-1} \cdot C \cdot P_2$ and note by using (5.1)

$$\begin{aligned} |\mathbf{W}_{d_s,l}| &\leq 2l(2m-1)^{d_s l} |\mathbf{E}_{A\epsilon^{-1}l}|^2 \\ &\leq l^5 (A\epsilon^{-1}l)^{\frac{80A}{d_s \epsilon}} (2m-1)^{8 \cdot 10^{-7} \epsilon^2 (A\epsilon^{-1} + 2\epsilon)l} \\ &\leq l^5 (A\epsilon^{-1}l)^{\frac{2 \cdot 10^6}{d_s \epsilon}} (2m-1)^{3 \cdot 10^{-2} \epsilon l} \end{aligned}$$

by our choice of A, S_2 and S_3 being emanating paths using Lemma 3.9 and that we have already estimated the number of labels for S_1 .

Setting $C = (A'' + 2A)\epsilon^{-2} + 3\epsilon^{-1}$, $C' = (A'' + 2A)\epsilon^{-1} + 3$, $g = 3 \cdot 10^{-2}$ and computing $d_s C + g + d_t < 1/2 - (\epsilon - (75 \cdot 10^{-4} + 3 \cdot 10^{-7} + 3 \cdot 10^{-2})\epsilon)$ the hypothesis of Lemma 5.3 is satisfied with $d > \epsilon - (75 \cdot 10^{-4} + 3 \cdot 10^{-7} + 3 \cdot 10^{-2})\epsilon > \frac{19}{20}\epsilon > 0$.

We conclude for some polynomial $Q(l)$ the probability that (X, r_X, lab) is fillable by $\mathcal{R}_{m,l}^{d_t}$ with boundary label of the restricted path in $\mathbf{W}_{d_s,l}$, $\partial X \setminus r_X^{-1}(1)$ a geodesic in K_{d_t} and at least one face f of X bearing a relator $r \in \mathcal{R}_{m,l}^{d_t} \setminus \mathcal{R}_{m,l}^{d_s}$ is less than $Q(l)(2m-1)^{-dl}$. As by assumption (X, r_X, lab) is fillable by $\mathcal{R}_{m,l}^{d_t}$ with overwhelming probability in $\mathcal{G}_{m,l}^{d_t}$, this implies that D is a van-Kampen diagram in K_{d_s} and hence $\rho_s(w_1, w_2) = \rho_t(w_1, w_2) \leq A''\epsilon^{-1}l$.

To find a contradiction consider points $\bar{w}_1, \bar{w}_2, r \in [\varphi(p), \varphi(q)]$ such that $\rho_s(w_1, \bar{w}_1) \leq l$, $\rho_s(w_2, \bar{w}_2) \leq l$ and $r \in \partial L'$ as seen in Figure 8. We can find points \bar{w}_1, \bar{w}_2 as $L \setminus L'$ is a disconnected set of three ladders and both $\rho_s(x, w_1)$ and $\rho_s(y, w_2)$ are $\geq A\epsilon^{-1}l$.

$$\begin{aligned}
\rho_s(w_1, w_2) &\geq \rho_s(\bar{w}_1, r) + \rho_s(\bar{w}_2, r) - 2l && \text{(Geodesic sides of } \Delta, \text{ triangle inequality and } \rho_s(w_i, \bar{w}_i) \leq l) \\
&\geq \rho_s(w_1, x) - l - \rho_s(r, x) + \rho_s(w_2, y) - l - \rho_s(r, y) - 2l && \text{(Triangle inequality and } \rho_s(w_i, \bar{w}_i) \leq l) \\
&\geq 2A\epsilon^{-1}l - 2|L'|l - 4l && (\rho_s(x, w_1) = \rho_s(y, w_2) = A\epsilon^{-1}l \text{ and } x, y, r \in \partial L') \\
&\geq 2A\epsilon^{-1}l - 10l && (|L'| \leq 3)
\end{aligned}$$

giving us a contradiction as $A''\epsilon^{-1}l < 2A\epsilon^{-1}l - 10l$.

To observe $(u, v)_{\bar{p}} \leq (A + A')\epsilon^{-1}l + 2R$ we compute $(u, v)_{\bar{p}} - 2R = \min\{\rho_t(x', z'_1), \rho_t(y', z'_2)\} - 2R \leq (A + A')\epsilon^{-1}l$ due to an application of the triangle inequality, the claim's first assertion and that χ is isometric restricted on the geodesic sides. □

Define $\bar{x} = \varphi^{-1}(x), \bar{y} = \varphi^{-1}(y)$ and without loss of generality assume $\bar{p} = x'$, we compute:

$$\begin{aligned}
\rho_t(u, v) &= \rho_t(u, \bar{p}) + \rho_t(v, \bar{p}) - 2(u, v)_{\bar{p}} && \text{(Gromov product)} \\
&\geq \rho_t(u, x') + \rho_t(v, y') - \rho_t(x', y') - 2(u, v)_{\bar{p}} && \text{(Triangle inequality)} \\
&\geq \rho_t(u, \pi(x)) + \rho_t(v, \pi(y)) - (1 + 2(A + A')\epsilon^{-1})l - 4R && \text{(Claim. 5.10 and } \rho_t(\pi(x), \pi(y)) \leq l) \\
&\geq \frac{5}{13}\rho_s(p, x) + \frac{5}{13}\rho_s(q, y) - (1 + (2(A + A') + 8)\epsilon^{-1})l - 4R && \text{(Corollary 5.8)} \\
&\geq \frac{5}{13}\rho_A(p, q) - (1 + \lambda + (2(A + A') + 8)\epsilon^{-1})l - \lambda k - 4R && (\varphi \circ \gamma_{1,\cdot} \text{ geodesics in } K_{d_s}, \text{ triangle inequality and } \rho_A(\bar{x}, \bar{y}) \leq \lambda l + k)
\end{aligned}$$

Since $(A^{(1)}, \rho_A) \rightarrow (K_{d_s}, \rho_s) \rightarrow (K_{d_t}, \rho_t)$ maps cells to cells as a combinatorial map we have $\rho_t(u, v) \leq \rho_A(p, q)$. This proves the lemma. □

Remark 5.11. From [Mac16, Lem.8.15] we can take $\lambda = 1, k = 8l$ and by [GS19, Thm.1.1] we can take $R = 4 \cdot 10^3 \epsilon^{-1}l$ so one can see the composition in Lemma 5.9 recalling $A = 25 \cdot 10^5$ and $A' = 8 \cdot 10^3$ as, say, a $(13/5, 10^7(1 - 2d)^{-1}l)$ -quasi-isometric embedding in terms of the model parameters d and l .

We have undistorted combinatorial round trees at all densities so Theorem 5.2 is proved. Additionally, every geodesic in the 1-skeleton of the combinatorial round tree A is an embedded quasi-geodesic in K_{d_t} .

5.4 The Lower Bound

Here we justify Theorem 1.2 from Theorem 5.2 with the application of Theorem 3.5.

Proof of Theorem 1.2. Let $1/8 \leq d < 1/2$ and $\epsilon = 1/2 - d$, Theorem 5.2 says the property of containing an undistorted round tree $A((2m - 1)^{\beta\eta l}, H)$ with $\beta = 10^{-7}\epsilon^2$, $\eta = 4^{-1}10^{-8}\epsilon^3$, $H = 40 \cdot 10^{14}\epsilon^{-5}$ occurs with overwhelming probability in $\mathcal{G}_{m,l}^d$. The following logarithms are to the base $2m - 1$. By Theorem 3.5,

$$\text{Confdim}(\partial_\infty G) \geq 1 + \frac{\log(V)}{\log(H)} = 1 + \frac{\beta\eta l}{\log(H)}.$$

for $G \sim \mathcal{G}_{m,l}^d$ with overwhelming probability in $\mathcal{G}_{m,l}^d$. Underlying this is $d_t = d$ and $d_s = 10^{-7}\epsilon^3$ (fitting in with Section 5 and choices for the probabilities to work out). So,

$$\text{Confdim}(\partial_\infty G) > 1 + \frac{(1/2 - d)^5}{C \log \frac{1}{(1/2 - d)^5}} l$$

where $C = 10^{17} \geq 1$, say, with overwhelming probability in $\mathcal{G}_{m,l}^d$. To get the exact formulation stated in the introduction one takes a larger C . \square

References

- [ALS15] Sylwia Antoniuk, Tomasz Luczak, and Jacek Świątkowski. Random triangular groups at density $1/3$. *Compos. Math.*, 151(1):167–178, 2015.
- [BF20] Alex Bishop and Michal Ferov. Density of metric small cancellation in finitely presented groups. *J. Groups Complex. Cryptol.*, 12(2):Paper No. 1, 18, 2020.
- [BH99] Martin R. Bridson and André Haefliger. *Metric spaces of non-positive curvature*, volume 319 of *Grundlehren der Mathematischen Wissenschaften [Fundamental Principles of Mathematical Sciences]*. Springer-Verlag, Berlin, 1999.
- [BK13] Marc Bourdon and Bruce Kleiner. Combinatorial modulus, the combinatorial Loewner property, and Coxeter groups. *Groups Geom. Dyn.*, 7(1):39–107, 2013.
- [BK15] Marc Bourdon and Bruce Kleiner. Some applications of ℓ_p -cohomology to boundaries of Gromov hyperbolic spaces. *Groups Geom. Dyn.*, 9(2):435–478, 2015.

- [Bou16] Marc Bourdon. Cohomologie et actions isométriques propres sur les espaces L_p . In *Geometry, topology, and dynamics in negative curvature*, volume 425 of *London Math. Soc. Lecture Note Ser.*, pages 84–109. Cambridge Univ. Press, Cambridge, 2016.
- [CW15] Danny Calegari and Alden Walker. Random groups contain surface subgroups. *J. Amer. Math. Soc.*, 28(2):383–419, 2015.
- [DGP11] François Dahmani, Vincent Guirardel, and Piotr Przytycki. Random groups do not split. *Math. Ann.*, 349(3):657–673, 2011.
- [dLdS21] Tim de Laat and Mikael de la Salle. Banach space actions and L^2 -spectral gap. *Anal. PDE*, 14(1):45–76, 2021.
- [DM19] Cornelia Druțu and John M. Mackay. Random groups, random graphs and eigenvalues of p -Laplacians. *Adv. Math.*, 341:188–254, 2019.
- [Gro93] M. Gromov. Asymptotic invariants of infinite groups. In *Geometric group theory, Vol. 2 (Sussex, 1991)*, volume 182 of *London Math. Soc. Lecture Note Ser.*, pages 1–295. Cambridge Univ. Press, Cambridge, 1993.
- [Gro03] M. Gromov. Random walk in random groups. *Geom. Funct. Anal.*, 13(1):73–146, 2003.
- [GS19] Sébastien Gouëzel and Vladimir Shchur. Corrigendum: A corrected quantitative version of the morse lemma. *J. Funct. Anal.*, 277(4):1258–1268, 2019.
- [KK13] Marcin Kotowski and Michal Kotowski. Random groups and property (T) : Żuk’s theorem revisited. *J. Lond. Math. Soc. (2)*, 88(2):396–416, 2013.
- [KS08] Ilya Kapovich and Paul Schupp. On group-theoretic models of randomness and genericity. *Groups Geom. Dyn.*, 2(3):383–404, 2008.
- [Mac12] John M. Mackay. Conformal dimension and random groups. *Geom. Funct. Anal.*, 22(1):213–239, 2012.
- [Mac16] John M. Mackay. Conformal dimension via subcomplexes for small cancellation and random groups. *Math. Ann.*, 364(3-4):937–982, 2016.
- [MT10] John M. Mackay and Jeremy T. Tyson. *Conformal dimension*, volume 54 of *University Lecture Series*. American Mathematical Society, Providence, RI, 2010. Theory and application.
- [MW02] Jonathan P. McCammond and Daniel T. Wise. Fans and ladders in small cancellation theory. *Proc. London Math. Soc. (3)*, 84(3):599–644, 2002.

- [Oll05] Yann Ollivier. *A January 2005 invitation to random groups*, volume 10 of *Ensaio Matemáticos [Mathematical Surveys]*. Sociedade Brasileira de Matemática, Rio de Janeiro, 2005.
- [Opp21] Izhar Oppenheim. Banach Zuk’s criterion for partite complexes with application to random groups. *arXiv:2112.02929 [math.GR]*, 2021.
- [OW11] Yann Ollivier and Daniel T. Wise. Cubulating random groups at density less than $1/6$. *Trans. Amer. Math. Soc.*, 363(9):4701–4733, 2011.
- [Pan89] Pierre Pansu. Métriques de Carnot-Carathéodory et quasiisométries des espaces symétriques de rang un. *Ann. of Math. (2)*, 129(1):1–60, 1989.
- [Riv10] Igor Rivin. Growth in free groups (and other stories)—twelve years later. *Illinois J. Math.*, 54(1):327–370, 2010.
- [Str90] Ralph Strebel. Appendix. Small cancellation groups. In *Sur les groupes hyperboliques d’après Mikhael Gromov (Bern, 1988)*, volume 83 of *Progr. Math.*, pages 227–273. Birkhäuser Boston, Boston, MA, 1990.
- [Tsa21] Tsung-Hsuan Tsai. Density of random subsets and applications to group theory. *arXiv:2104.09192 [math.GR]*, 2021.
- [Wis04] D. T. Wise. Cubulating small cancellation groups. *Geom. Funct. Anal.*, 14(1):150–214, 2004.
- [Ż03] A. Żuk. Property (T) and Kazhdan constants for discrete groups. *Geom. Funct. Anal.*, 13(3):643–670, 2003.