

A NEW CONDITION ON THE JONES POLYNOMIAL OF A FIBERED POSITIVE LINK

LIZZIE BUCHANAN

ABSTRACT. We give a new upper bound on the maximum degree of the Jones polynomial of a fibered positive link. In particular, we prove that the maximum degree of the Jones polynomial of a fibered positive knot is at most four times the minimum degree. Using this result, we can complete the classification of all knots of crossing number ≤ 12 as positive or not positive, by showing that the seven remaining knots for which positivity was unknown are not positive. That classification was also done independently at around the same time by Stoimenow.

1. INTRODUCTION

1.1. Motivation. We would ultimately like to produce an infinite family of knots that have an almost-alternating minimal diagram. Almost-alternating diagrams and almost-alternating knots were first introduced by Adams et al. [Ad+92]. An example of an almost-alternating knot that has a minimal (with respect to crossing number) diagram that is itself almost-alternating appeared in a 2009 paper of Diao, Ernst, and Stasiak [DES09]. Can we construct an infinite family of knots with this property?

Almost-positive-alternating knot diagrams (diagrams for which a single crossing change would produce a positive alternating diagram) seem like a good candidate of sub-families to work with. In many examples, we come close to proving that an almost-positive-alternating knot diagram with crossing number c is minimal, except we have two cases we need to rule out: Case 1, that there could be an almost-positive diagram with $c - 1$ crossings, and Case 2, that there could be a positive diagram with $c - 1$ crossings.

Many of our constructed examples of almost-positive-alternating knot diagrams have the additional property that $V_1 = 0$ (the second coefficient of the Jones polynomial is 0). The work below can help us rule out Case 2, by providing a bound on the maximum degree of the Jones polynomial of a positive knot in the case that $V_1 = 0$, which we know from Stoimenow [St] is exactly the case where the positive knot is a fibered knot.

1.2. Main Results. The main result of this paper appears as:

Corollary 2.17: *If K is a fibered positive knot (with Jones polynomial V), then*

$$\max \deg V \leq 4 \min \deg V.$$

On the KnotInfo website [KI], there are only seven knots listed for which positivity is unknown, and determining the positivity (up to mirroring) of these knots is presented as an open question in [AT17]. With our result above, we can resolve this question and show that the knots 12_{n148} , 12_{n276} , 12_{n329} , 12_{n366} , 12_{n402} , 12_{n528} , and 12_{n660} are not positive. This completes the positivity classification of all knots with crossing number ≤ 12 .

Remark 1.1. Updates for the reader: Since posting the first version of this paper, our motivating question has been answered in the affirmative by Stoimenow, who in [St22] gives a construction of an infinite family of knots that have a minimal almost-alternating diagram.

We have also learned that Stoimenow independently completed the positivity classification of knots up to 12 crossings at around the same time as our work for this paper. In fact, Stoimenow has compiled lists of all non-alternating prime knots of crossing number ≤ 15 . These lists can be found at [StW].

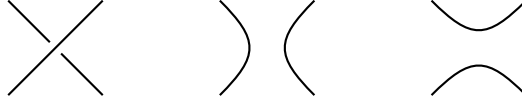


FIGURE 1. A crossing (left), its A -smoothing (middle), and B -smoothing (right)

Acknowledgements. The author would like to thank her graduate research advisor, Vladimir Chernov. Additional thanks to Ina Petkova and C.-M. Michael Wong for comments on a draft of this paper.

2. BOUND ON MAX DEGREE OF THE JONES POLYNOMIAL OF A POSITIVE KNOT

Throughout the following, for a link diagram D we let:

- $c(D)$ be the crossing number
- $w(D)$ be the writhe
- $n(D)$ be the number of link components
- $s(D)$ be the number of Seifert circles
- $g(D)$ be the Seifert genus, which for a non-split link is found by $g(D) = \frac{c(D) - s(D) + 2 - n(D)}{2}$,
- $|A(D)|$ be the number of A -circles (sometimes we may just use $|A|$ if there is only one diagram in question)
- $|B(D)|$ (or just $|B|$) be the number of B -circles
- V be the Jones polynomial
- V_i be the i th coefficient of the Jones polynomial.

This means that if d is the lowest degree of a non-zero term in V , we write V_0 to refer to the coefficient of the term t^d , and then V_i is the (not necessarily non-zero) coefficient of the term t^{d+i} .

Whenever we refer to “an arc” of a diagram, we mean a portion of a strand that goes between two crossings, so an arc ends when it reaches any crossing, not just an undercrossing.

Definition 2.1. Let D be a link diagram. Smooth every crossing in the A -direction (see Figure 1). Create the dual graph, where each A -circle corresponds to a vertex in the dual graph, and each crossing shared between A -circles corresponds to an edge between vertices in the graph. This graph is called the **A -state graph**. (Figure 2)

Definition 2.2. Let D be a link diagram. The **reduced A -state graph** is the result of removing duplicate edges from the A -state graph, so that vertices in the reduced A -state graph share a single edge if and only if their corresponding A -circles share at least one crossing in the knot diagram.

Definition 2.3. A(n oriented) link diagram is called **positive** if every crossing in that diagram is positive. (See Figure 3.) A link is a **positive link** if it has a positive diagram.

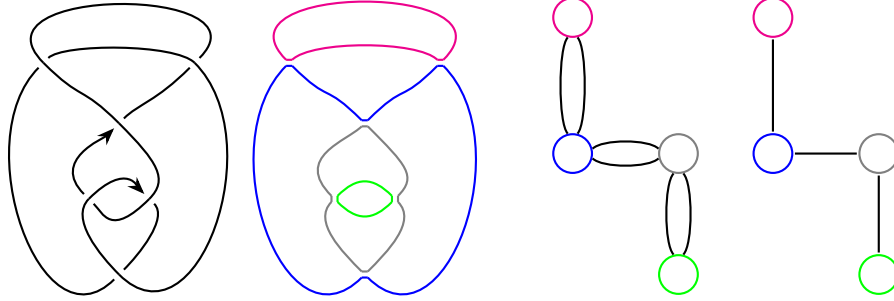


FIGURE 2. (Left to right:) A positive link diagram, its A -circles, its A -state graph, and its reduced A -state graph



FIGURE 3. A positive crossing (left) and a negative crossing (right)

In everything that follows, we always assume we are working with non-split links.

Remark 2.4. In a positive diagram, A -smoothings are equivalent to smoothing according to Seifert's algorithm. So in a positive diagram, $|A(D)| = s(D)$.

Theorem 2.5. (Stoimenow)[St]

Let L be a positive link with positive diagram D . Then coefficient V_1 of the Jones polynomial satisfies:

$$(-1)^{n(L)-1} V_1 = s(D) - 1 - \#(\text{pairs of Seifert circles that share at least one crossing}).$$

This means that $V_1 = 0$ exactly when the reduced A -state graph is a tree.

So if $V_1 = 0$ for a positive diagram, then there are exactly $s(D) - 1$ pairs of Seifert circles in the diagram that share at least one crossing. (See Figure 2.) For more details on A -state graphs, the Jones polynomial and its coefficients, and properties of positive knots (and almost-positive knots), see [St] and [St05].

2.1. Positive link diagram D with $V_1 = 0$ must have $4 \min \deg V \geq c(D)$. We begin with theorems from knot theory folklore:

Theorem 2.6. If L is a positive link of n components with positive diagram D , then

$$\min \deg V_L = \frac{c(D) - s(D) + 1}{2}.$$

Lemma 2.7. Let D be a reduced positive link diagram (i.e. with no nugatory crossings) such that $V_1 = 0$. Then $4 \min \deg V \geq c(D)$.

Proof. Since D is positive and $V_1 = 0$, by Theorem 2.5 we know that the reduced A -state graph is a tree.

Consider a pair of adjacent vertices in the tree. If the corresponding vertices were connected by only one edge in the (unreduced) A -state graph, then the diagram would not be reduced. Since our diagram D is reduced, we conclude that any pair of adjacent vertices in the reduced A -state graph are connected by at least two edges in the A -state graph. Therefore the number of crossings in D is at least $2(s-1)$.

Observe that by Theorem 2.6,

$$\begin{aligned} \frac{c-s+1}{2} &= \min \deg V \\ 2c - 2(s-1) &= 4 \min \deg V \\ c &= 2(s-1) + 4 \min \deg V - c \end{aligned}$$

As $c \geq 2(s-1)$, we must have that $4 \min \deg V - c \geq 0$ and so $4 \min \deg V \geq c$. \square

Corollary 2.8. *Let K be a positive link with $V_1 = 0$. Then K has a positive diagram D for which $4 \min \deg V \geq c(D)$.*

2.2. Balanced and Burdened link diagrams.

Proposition 2.9. *Let D_0 be a link diagram.*

- (i) *Let D_1 be a diagram obtained by smoothing a crossing according to Seifert's algorithm. Then*
 - (a) $|n(D_1) - n(D_0)| = 1$, and
 - (b) $||B(D_1)| - |B(D_0)|| = \begin{cases} 0 & \text{if a negative crossing is smoothed, and} \\ 1 & \text{if a positive crossing is smoothed.} \end{cases}$
- (ii) *Let D_0 be a link diagram, and (x_1, \dots, x_m) a sequence of distinct crossings in D_0 . Let D_i be the diagram obtained by smoothing (according to Seifert's algorithm) crossings x_1 through x_i . Then*
 - (a) $|n(D_i) - n(D_0)| \leq i$, and
 - (b) $||B(D_i)| - |B(D_0)|| \leq i$.

Proof. Part (i)(a) is clear: smoothing a crossing involving one component creates a new component, and smoothing a crossing involving two components combines them into one. For (i)(b) - B -smoothing a negative crossing does not change the total number of B -circles involved, but B -smoothing a positive crossing will either increase or decrease the number of B -circles by 1.

For part (ii), we rewrite $|n(D_i) - n(D_0)|$ as a telescoping sum to obtain the inequality

$$\begin{aligned} |n(D_i) - n(D_0)| &= |n(D_i) - n(D_{i-1}) + n(D_{i-1}) - n(D_{i-2}) + \dots + n(D_1) - n(D_0)| \\ &\leq \sum_{k=0}^{i-1} |n(D_{k+1}) - n(D_k)|, \quad \text{which by Part (a) is} \\ &= \sum_{k=0}^{i-1} 1 \\ &= i. \end{aligned}$$

Parallel argument for $|B|$. \square

We now introduce the concepts of a Balanced link diagram and a Burdened link diagram.

Definition 2.10. A **Balanced link diagram** is a (non-split) positive link diagram in which every pair of A -circles share exactly 0 or 2 crossings, and the reduced A -state graph is a tree.

An example appears in Figure 2. Observe that if $s(D)$ is the number of Seifert circles, then in a Balanced link diagram D we have that $c(D) = 2(|A(D)| - 1) = 2(s(D) - 1)$.

Theorem 2.11. *Let D be a Balanced link diagram. Then $n(D) = |B(D)|$. (The number of components of D is equal to the number of B -circles.)*

This is the key theorem needed to prove our main result, and the last section of this paper leads up to a proof of Theorem 2.11.

Definition 2.12. A **Burdened link diagram** is a (non-split) positive link diagram in which every pair of A -circles share 0 or at least 2 crossings, and the reduced A -state graph is a tree.

Observe that for all Burdened link diagrams, there exists a (not necessarily unique, possibly empty) sequence of crossings (x_1, \dots, x_m) such that after smoothing every x_i , we are left with a Balanced link diagram. We call such a sequence a **Balancing sequence**.

Lemma 2.13. *Let D_0 be a Burdened link diagram, and (x_1, \dots, x_m) a Balancing sequence for D_0 . Then*

$$|B(D_0)| \leq 2m + n(D_0).$$

Proof. Proposition 2.9 tells us that $n(D_m) \leq m + n(D_0)$ and $|B(D_0)| \leq m + |B(D_m)|$. By definition of Balancing sequences, diagram D_m is Balanced, and so $n(D_m) = |B(D_m)|$ by Theorem 2.11. Thus

$$|B(D_0)| \leq m + |B(D_m)| = m + n(D_m) \leq m + (m + n(D_0)) = 2m + n(D_0).$$

□

Corollary 2.14. *Let D_0 be a Burdened link diagram. Then*

$$|B(D_0)| \leq 8 \min \deg V - 2c(D_0) + n(D_0).$$

Proof. Let (x_1, \dots, x_m) be a Balancing sequence, and D_m the Balanced diagram obtained by smoothing all crossings in the sequence. Observe that then $s(D_m) = |A(D_m)| = |A(D_0)| = s(D_0)$, and consider the following:

$$\begin{aligned} c(D_0) - m &= c(D_m) && \text{and since } D_m \text{ is Balanced, this is} \\ &= 2(s(D_m) - 1), \\ &= 2(s(D_0) - 1). && \text{Rearrange to obtain} \\ m &= c(D_0) - 2(s(D_0) - 1) \\ &= 2(c(D_0) - s(D_0) + 1) - c(D_0) \\ &= 4 \min \deg V(D_0) - c(D_0). \end{aligned}$$

Then by Lemma 2.13,

$$|B(D_0)| \leq 2m + n(D_0) = 8 \min \deg V(D_0) - 2c(D_0) + n(D_0).$$

□

Theorem 2.15. *Let D be a Burdened link diagram. Then*

$$\max \deg V \leq \frac{8 \min \deg V + n(D) - 1}{2},$$

and when D is a knot diagram,

$$\max \deg V \leq 4 \min \deg V.$$

Proof. Consider that the lowest possible degree term in the Kauffman bracket polynomial would be contributed by the all- B state. (For more details of the Kauffman bracket polynomial, we direct the reader to [Kau87].) Since our D is positive, the all- B state contribution to the Kauffman bracket polynomial is of degree $-3w - c - 2(|B| - 1) = -4c - 2|B| + 2$. Since no state can contribute a term of degree strictly less than that of the all- B state, we know that the minimal degree of the Kauffman bracket polynomial is greater than or equal to $-4c - 2|B| + 2$. This means that for the Jones polynomial V , we have

$$\begin{aligned} \max \deg V &\leq (-1/4)(-4c - 2|B| + 2) \\ &= \frac{2c + |B| - 1}{2} \\ &\leq \frac{2c + (8 \min \deg V - 2c + n) - 1}{2} \quad (\text{by Cor. 2.14}) \\ &= \frac{8 \min \deg V + n - 1}{2}. \end{aligned}$$

And if D is a knot diagram, then $n(D) = 1$ and so $\max \deg V \leq 4 \min \deg V$. \square

To remove the trouble of having to procure a Burdened diagram, we can leverage known results about positive fibered links. In [St], as a corollary to 2.5, we have:

Corollary 2.16. (Stoimenow) [St] *For a positive link, $V_1 = 0$ if and only if L is fibered.*

(For more information about this theorem, about what it means for a link to be fibered, and for an overview of work done in these areas in particular having to do with state diagrams and knot positivity, we refer the reader to Stoimenow’s work, and also to [FKP13] and [Fut13].)

This means we could have given an equivalent definition: a **Burdened diagram** is a (non-split) reduced, positive link diagram of a fibered positive link.

With this observation, Theorem 2.15 gives us our main result:

Corollary 2.17. *If K is a fibered positive knot, then $\max \deg V \leq 4 \min \deg V$.*

Proof. Let D be a positive diagram of K . Since K is fibered, $V_1 = 0$ by 2.16. We can assume D is reduced, so we can assume that it is a Burdened diagram, and then $\max \deg V \leq 4 \min \deg V$ by Theorem 2.15. \square

2.3. Completing the positivity classification of knots with crossing number ≤ 12 .

Positivity is already known for all but seven knots with crossing number ≤ 12 . These remaining knots are 12_{n148} , 12_{n276} , 12_{n329} , 12_{n366} , 12_{n402} , 12_{n528} , and 12_{n660} . We now have the tools to show that all of these knots are not positive.

As noted in [AT17], “positivity unknown” for these knots means that it was unknown whether the knot *or its mirror* is positive. As we have seen, it is a standard result that the minimum degree of the Jones polynomial of a positive knot is positive. Looking at the Jones polynomials given on KnotInfo [KI] for our seven knots, we see that every exponent is

negative. Therefore, the knots given are definitely not positive, but it remains to show that their mirrors could not have positive diagrams. The Jones polynomial of a knot's mirror is obtained by substituting t^{-1} for t , so the mirrors of our seven knots have Jones polynomials with all positive exponents. These polynomials are:

$$\begin{aligned}
 \text{Jones polynomial of } 12_{n_{148}}! : & t^3 + t^6 - 2t^7 + 3t^8 - 3t^9 + 3t^{10} - 3t^{11} + 2t^{12} - t^{13} \\
 12_{n_{276}}! : & t^3 + 2t^6 - 3t^7 + 4t^8 - 5t^9 + 4t^{10} - 4t^{11} + 3t^{12} - t^{13} \\
 12_{n_{329}}! : & t^3 + 2t^6 - 3t^7 + 3t^8 - 4t^9 + 4t^{10} - 3t^{11} + 2t^{12} - t^{13} \\
 12_{n_{366}}! : & t^3 - t^5 + 3t^6 - 4t^7 + 5t^8 - 5t^9 + 5t^{10} - 4t^{11} + 2t^{12} - t^{13} \\
 12_{n_{402}}! : & t^3 - t^7 + 2t^8 - t^9 + 2t^{10} - 2t^{11} + t^{12} - t^{13} \\
 12_{n_{528}}! : & t^3 - t^5 + 4t^6 - 5t^7 + 6t^8 - 7t^9 + 6t^{10} - 5t^{11} + 3t^{12} - t^{13} \\
 12_{n_{660}}! : & t^3 - 2t^5 + 5t^6 - 6t^7 + 8t^8 - 8t^9 + 7t^{10} - 6t^{11} + 3t^{12} - t^{13}
 \end{aligned}$$

However, we also note that each knot is fibered, has $\min \deg V = 3$, and $\max \deg = 13$. Since $13 > 4(3) = 12$, our Corollary 2.17 tells us that in fact none of these seven knots can be a positive knot. This completes classification of all knots of crossing number ≤ 12 as positive or not positive.

3. PROOF OF THEOREM 2.11

This section will culminate in a proof of our key theorem from the previous section:

Theorem 2.11 *Let D be a Balanced link diagram. Then $n(D) = |B(D)|$.*

So, in this section we will always assume that D is a Balanced diagram, and we will need to introduce some new definitions.

Definition 3.1. Let A and A' be two A -circles that share crossings. Since D is Balanced, they share exactly two crossings. Call these crossings a **matching pair**.

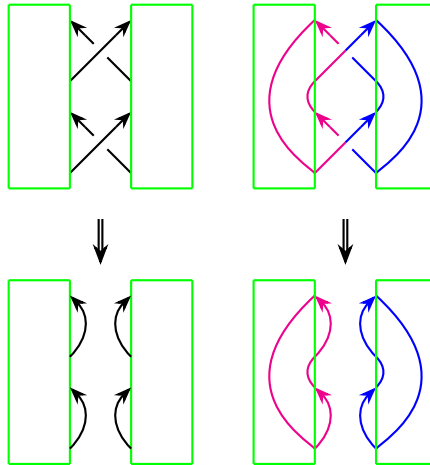


FIGURE 4. When we smooth a matching pair, we disconnect the diagram

Since the (underlying reduced A -graph of this) diagram has a tree structure, if we smooth a matching pair we will disconnect the diagram. (See Figure 4.)

Observe that for a Balanced diagram D , we have a bijection between the set of matching pairs and the set of edges in the reduced A -state graph. Since this graph is a tree, if we start on an A -circle and pass through a matching pair (by following along a component or a B -circle), we can only return to the A -circle by first passing through that matching pair again.

Then a B -circle must pass through a matching pair an even number of times, and also B -circles cannot cross themselves, which leaves us with four possibilities of how a B -circle could run through a matching pair (see Figure 5).

Similarly, since components also straddle matching pairs and have a prescribed orientation, we are left with four possibilities of how a component could run through a matching pair (see Figure 6).

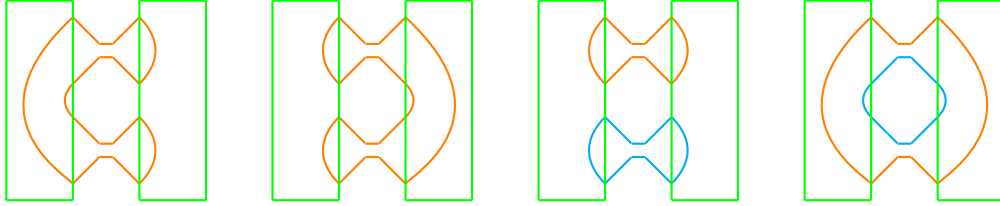


FIGURE 5. B -circle possibilities for a Matching Pair

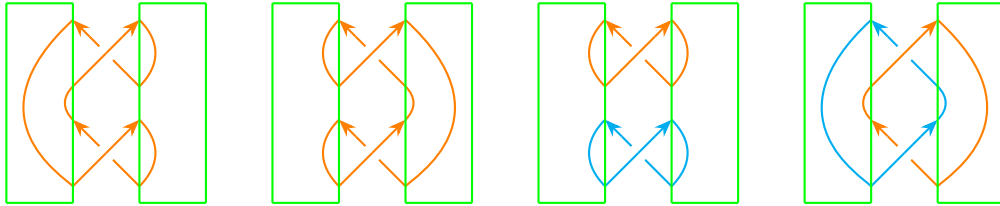


FIGURE 6. Component possibilities for a Matching Pair

Definition 3.2. We say that a matching pair is **synchronized** if arcs of the matching pair that belong to the same A -circle are also part of the same B -circle if and only if they are part of the same component.

(So, for example, if a matching pair has the third possibility for B -circles shown in Figure 5, then it is a synchronized matching pair if and only if it has the third possibility for components shown in Figure 6.)

In Figure 7, we see an example of a Balanced diagram in which *every* matching pair is synchronized. In this example, we can observe that for any arcs x and y that are part of the blue A -circle, those two arcs are part of the same B -circle if and only if they are part of the same component. It turns out that this will always be the case when we have a Balanced diagram in which every matching pair is synchronized. While reading the proof of this, it may be helpful to look back at the diagram in Figure 7.

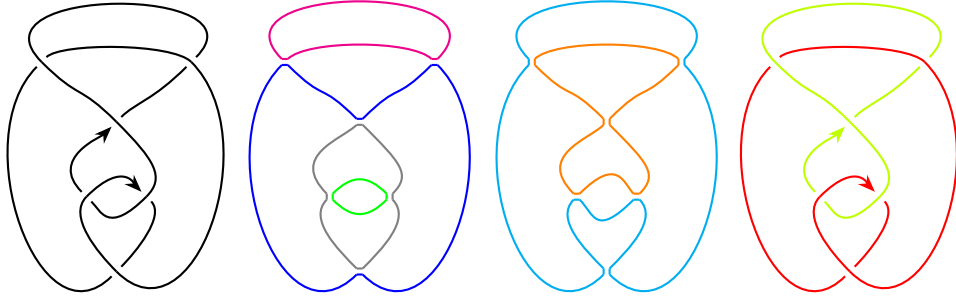


FIGURE 7. (Left to right:) A Balanced diagram, its A -circles, its B -circles, and its components

Definition 3.3. We say that a Balanced link diagram is **synchronized** if arcs on the same A -circle are also part of the same B -circle if and only if they are part of the same component

Lemma 3.4. *A Balanced diagram is synchronized if and only if all of its matching pairs are synchronized.*

Proof. If a Balanced diagram is synchronized, then automatically all of its matching pairs are synchronized.

Now we would like to show that if all matching pairs are synchronized, then the Balanced diagram must also be synchronized. Let x and y be distinct arcs on A -circle A that are part of the same component C . We would like to show that x and y must then also be part of the same B -circle.

We travel along C from x to get to y , and since these arcs are distinct, we must pass through matching pairs on our way. When we pass through a matching pair, we change A -circles. Since the underlying reduced A -state graph is a tree in which each edge uniquely corresponds to a matching pair of crossings in our diagram D , we must pass through the same matching pair again in order to return to A . Since every matching pair is synchronized, when we return to A we do so along an arc that is part of the same B -circle as x , by definition of a synchronized matching pair. Since this is true every time we leave A , when we arrive at arc y we see that it also must be part of the same B -circle as arc x .

Thus arcs on the same A -circle that are part of the same component must also be part of the same B -circle.

By swapping the roles of component and B -circle in the paragraph above we get the reverse implication, and so we conclude that arcs on the same A -circle are part of the same B -circle if and only if they are part of the same component, and thus the diagram is synchronized by definition. □

Lemma 3.5. *In a Balanced diagram every matching pair is synchronized.*

Proof. We proceed by induction on $|A|$, the number of A -circles. Our claim clearly holds in the base case $|A| = 1$.

Now suppose our claim is true for any diagram with $|A| = k$ for some $k \in \mathbb{N}$. Consider a diagram D for which $|A(D)| = k + 1$. Choose any matching pair and smooth it. Because of

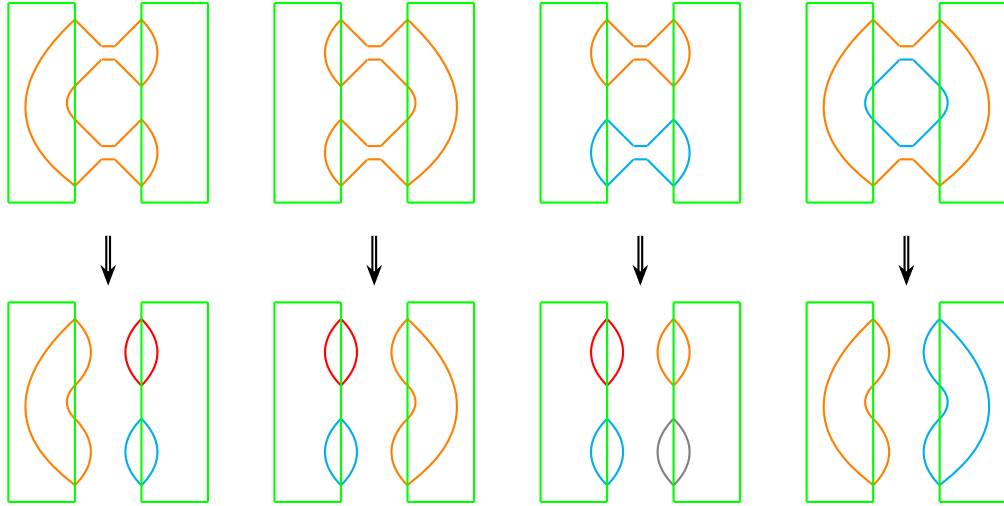


FIGURE 8. **Top row:** B -circle possibilities for a Matching pair;
Bottom row: B -circles in the two new smaller diagrams that result from smoothing the Matching pair

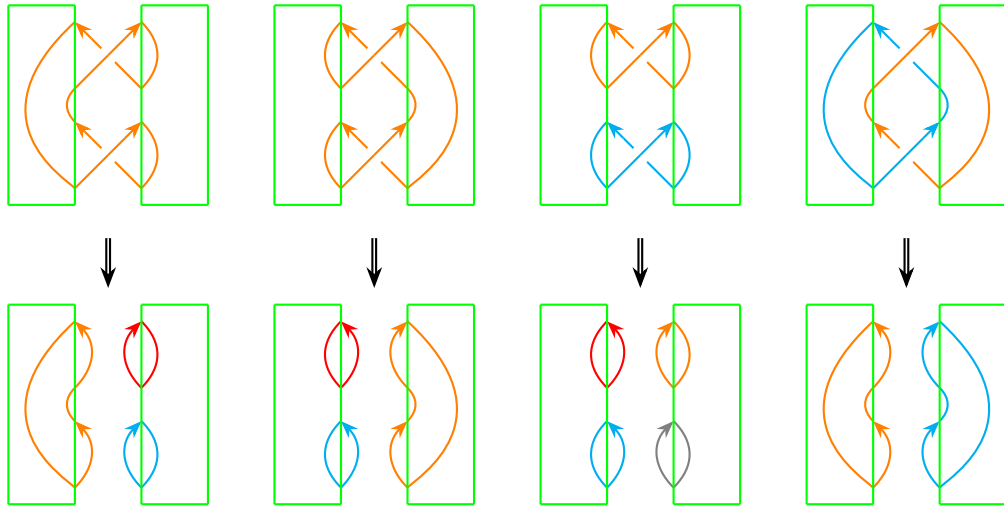


FIGURE 9. **Top row:** Component possibilities for a Matching pair;
Bottom row: Components in the two new smaller diagrams that result from smoothing the Matching pair

the underlying tree structure, this disconnects our diagram and leaves us with two smaller diagrams. Call them D' and D'' . This is pictured in Figures 8 and 9.

Observe that D' and D'' are Balanced link diagrams themselves, and each has strictly fewer A -circles than our original D . So by the induction hypothesis, each matching pair in

D' (and in D'') is synchronized. Then by our previous Lemma 3.4, we have that D' and D'' are both synchronized.

By looking at the options of combinations in Figures 8 and 9, we see that then the diagrams D' and D'' could only have come into existence by smoothing a synchronized matching pair in D . But since we chose an arbitrary matching pair in D to smooth, this means that every matching pair in our larger diagram D is a synchronized matching pair. \square

Theorem 3.6. *Balanced diagrams are synchronized.*

Proof. Follows from Lemma 3.5 and Lemma 3.4 \square

Now at last we are ready for Theorem 2.11:

Theorem 2.11. *Let D be a Balanced link diagram. Then $n(D) = |B(D)|$. (The number of components is equal to the number of B -circles.)*

Proof of Theorem 2.11. Let D be a Balanced diagram. Then the reduced A -state graph of D is a tree, and therefore has a leaf. Since the set of matching pairs of D is in bijection with the set of crossings in the reduced A -state graph, this means that D contains a "leaf A -circle" - an A -circle that only touches a single matching pair.

Therefore, just as a tree of $k + 1$ vertices can be viewed as the result of attaching a single vertex to a tree of k vertices, so too can a Balanced diagram D where $|A(D)| = k + 1$ be viewed as the result of attaching a single A -circle to a Balanced diagram D' with $|A(D')| = k$.

Now we proceed by induction on the number of A -circles. Observe that in the base case of $|A| = 1$, the result holds. Let D be a Balanced diagram with $|A(D)| = k + 1$. Then there exists some Balanced diagram D' such that $|A(D')| = k$, and an A -circle A' in D' such that D can be obtained by grafting a leaf onto D' along two (not necessarily distinct) arcs x and y of A' .

By inductive hypothesis, the claim is true for D' so $|B(D')| = n(D')$.

Consider those arcs x and y in D' . If they are part of the same link component, then we create a new component by attaching a leaf circle. If instead x and y are part of different link components, then attaching a leaf combines these two components into one. Similarly, if x and y are part of the same B -circle, then we create a new B -circle by attaching a leaf, and if x, y are part of different B -circles, then attaching a leaf combines them into one.

On the surface, we seem to be looking at four different possibilities of changes in number of components and number of B -circles that could result from attaching a leaf circle. However, we know from Theorem 3.6 that the diagram is synchronized, which means that arcs on the same A -circle are from the same B -circle if and only if they are from the same component. This leaves us with exactly two possibilities: that adding a leaf creates a new component and a new B -circle, or adding a leaf combines two components and combines two B -circles.

By our inductive hypothesis, we know that D' has the same number of B -circles as components. So when we add a leaf to obtain D we either increase both by 1 or we decrease both by 1 - but in either case, the number of B -circles will still equal the number of components in our new diagram D .

So by induction, in any Balanced diagram the number of link components is equal to the number of B -circles. \square

REFERENCES

- [AT17] Tetsuya Abe and Keiji Tagami, *Characterization of positive links and the s-invariant for links*, Canadian Journal of Mathematics, 69(6), 1201-1218. doi:10.4153/CJM-2016-030-7 (2017). arXiv:1405.4061 [math.GT]
- [Ad+92] Colin C. Adams, Jeffrey F. Brock, John Bugbee, Timothy D. Comar, Keith A. Faigin, Amy M. Huston, Anne M. Joseph and David Pesikoff, *Almost alternating links*, Topology and its Applications 46 (1992).
- [DES09] Yuanan Diao, Claus Ernst, and Andrzej Stasiak, *A Partial Ordering of Knots Through Diagrammatic Unknotting*, Journal of Knot Theory and Its Ramifications Vol. 18, No. 04, pp. 505-522 (2009).
- [Fut13] David Futer, *Fiber detection for state surfaces*, Algebr. Geom. Topol. 13 (2013), no. 5, 2799–2807. arXiv:1201.1643 [math.GT]
- [FKP13] David Futer, Efstratia Kalfagianni, and Jessica Purcell, *Guts of surfaces and the colored Jones polynomial*, Lecture Notes in Mathematics, vol. 2069, Springer, Heidelberg, 2013. arXiv:1108.3370 [math.GT]
- [Kau87] Louis H. Kauffman, *State Models and the Jones Polynomial*, Topology: Vol. 26 No. 3 (1987), 395-407.
- [KI] C. Livingston and A. H. Moore, KnotInfo: Table of Knot Invariants, knotinfo.math.indiana.edu, April 7, 2022.
- [St] A. Stoimenow, *On Polynomials and Surfaces of Various Positive Links*, Jour. Europ. Math. Soc. 7(4) (2005), 477–509. arXiv:math/0202226 [math.GT]
- [St05] A. Stoimenow, *On Some Restrictions to the Values of the Jones Polynomial*, Indiana University Mathematics Journal, 2005, Vol. 54, No. 2 (2005), pp. 557-574.
- [St22] A. Stoimenow, *Applications of Jones semiadequacy tests*, 2022.
<http://stoimenov.net/stoimeno/homepage/papers.html>
- [StW] A. Stoimenow, Lists of non-alternating positive of crossing number ≤ 15 ,
<http://stoimenov.net/stoimeno/homepage/ptab/index.html>
- [Th87] Morwen B. Thistlethwaite, *A Spanning Tree Expansion of the Jones Polynomial*, Topology: Vol. 26 No. 3 (1987).

DEPARTMENT OF MATHEMATICS, DARTMOUTH COLLEGE, HANOVER, NH 03755

Email address: elizabeth.m.buchanan.gr@dartmouth.edu

URL: <http://math.dartmouth.edu/~ebuchanan/>