

Control barrier function based attack-recovery with provable guarantees

Kunal Garg

Ricardo G. Sanfelice

Alvaro A. Cardenas

Abstract—This paper studies provable security guarantees for cyber-physical systems (CPS) under actuator attacks. In particular, we consider CPS safety and propose a new attack-detection mechanism based on a zeroing control barrier function (ZCBF) condition. In addition we design an adaptive recovery mechanism based on how close the system is from violating safety. We show that the attack-detection mechanism is sound, i.e., there are no false negatives for adversarial attacks. Finally, we use a Quadratic Programming (QP) approach for online recovery (and nominal) control synthesis. We demonstrate the effectiveness of the proposed method in a simulation case study involving a quadrotor with an attack on its motors.

I. INTRODUCTION

Cyber-physical systems (CPS) such as autonomous and semi-autonomous air, ground and space vehicles must maintain their safe operation and achieve mission objectives under various adversarial environments, including cyber-attacks. Security measures can be classified into two types of mechanisms [1], i) proactive, which considers design choices deployed in the CPS *before* attacks, and ii) reactive, which takes effect after an attack is detected. A proactive method, which considers design choices deployed in the CPS *before* attacks, can result in a conservative design. On the other hand, reactive methods, which take effect after an attack is detected, heavily rely on fast and accurate attack-detection mechanisms. An optimal approach to achieving resilience against cyber attacks must utilize the benefits of the two approaches while minimizing their limitations.

There is a plethora of work on attack detection for CPS, see e.g. [2]–[5]. However, as discussed in [6], a knowledgeable attacker can design stealthy attacks that can disrupt the nominal system behavior slowly in order to evade these detection mechanisms. Such methods can lead to system failure by pushing the system out of its safe operating limits. Thus, a new attack-detection mechanism must be devised based on the closeness of the system to violating safety. *Safety*, i.e., the system does not go out of a safe zone, is an essential requirement, violation of which can result in loss of money, or human life, particularly when a system is under

attack [7]. In most practical problems involving CPS, safety can be realized as guaranteeing forward-invariance of a safe set. One of the most common approaches to guaranteeing that system trajectories stay in a safe set or that the safe set is forward invariant is based on a control barrier function (CBF), as it allows a real-time implementable quadratic programming (QP)-based control synthesis framework [8].

In our prior work [9], we use a proactive scheme consisting of only designing a safe feedback law using CBF. One disadvantage of that approach is that the control is conservative because we assumed the system could constantly be under attack. In contrast, this paper designs a reactive security mechanism that activates the conservative control only after an attack is detected. In particular, we consider actuator manipulation, where an attacker can assign *arbitrary* values to the input signals for a subset of the actuators. Furthermore, we allow multiple attacks on the system and provide conditions for guaranteed safety under repeated attacks on system actuators.

We consider the safety property with respect to an unsafe set and propose an attack-detection mechanism based on the CBF condition for safety. We use an adaptive parameter based on how close the system is from violating the safety requirement, and use this adaptive parameter in the attack detection to reduce conservatism. Based on the detection, we utilize a switching-based recovery from a *nominal* feedback law (to be used when there is no attack) to a *safe* feedback law when the system is under an adversarial attack. The contributions of the paper are summarized below:

- 1) We present a novel attack detection mechanism using CBF conditions for safety. In the absence of knowledge of *actual* system input under an attack, we utilize an approximation scheme and show that the attack-detection mechanism is sound, i.e., it does not generate any false negatives. While there is work on CBF-based safety of CPS under faults and attacks [10], [11], to the best of the authors' knowledge, this is the first work utilizing CBF conditions for attack detection;
- 2) Based on the zeroing-CBF condition [8], we propose an adaptation scheme to minimize the false-positive rate of the attack-detection mechanism;
- 3) Finally, we use a switching law for input assignment and a QP formulation for online feedback synthesis for both nominal and safe feedback. We illustrate the efficacy of the proposed method in a case study involving an attack on a motor of a quadrotor and show how the proposed framework can recover the quadrotor from an attack.

Research was sponsored by the Army Research Office and was accomplished under Grant Number W911NF-20-1-0253. The views and conclusions contained in this document are those of the authors and should not be interpreted as representing the official policies, either expressed or implied, of the Army Research Office or the U.S. Government. The U.S. Government is authorized to reproduce and distribute reprints for Government purposes notwithstanding any copyright notation herein.

K. Garg and R.G. Sanfelice are with the Department of Electrical and Computer Engineering, and A.A. Cardenas is with the Department of Computer Science and Engineering, University of California, Santa Cruz, CA, 95064, USA e-mail(s): {kgarg2, ricardo, alacarde}@ucsc.edu.

Notation: Throughout the paper, \mathbb{R} denotes the set of real numbers and \mathbb{R}_+ denotes the set of non-negative real numbers. We use $|x|$ to denote the Euclidean norm of a vector $x \in \mathbb{R}^n$. We use ∂S to denote the boundary of a closed set $S \subset \mathbb{R}^n$ and $\text{int}(S)$ to denote its interior. The Lie derivative of a continuously differentiable function $h : \mathbb{R}^n \rightarrow \mathbb{R}$ along a vector field $f : \mathbb{R}^n \rightarrow \mathbb{R}^n$ at a point $x \in \mathbb{R}^n$ is denoted as $L_f h(x) := \frac{\partial h}{\partial x}(x)f(x)$. The right and left limits of the function $z : \mathbb{R}_+ \rightarrow \mathbb{R}^n$ are given by $z(t^-) = \lim_{\tau \nearrow t} z(\tau)$ and $z(t^+) = \lim_{\tau \searrow t} z(\tau)$ respectively.

II. PROBLEM FORMULATION

A. System model

Consider a nonlinear control system S given as

$$S : \begin{cases} \dot{x} = F(x, u) + d(t, x), \\ x \in \mathcal{D}, u \in \mathcal{U}, \end{cases} \quad (1)$$

where $F : \mathcal{D} \times \mathcal{U} \rightarrow \mathbb{R}^n$ is a known function continuous on $\mathcal{D} \times \mathcal{U}$, with $\mathcal{D} \subset \mathbb{R}^n$ and $\mathcal{U} \subset \mathbb{R}^m$, $d : \mathbb{R}_+ \times \mathbb{R}^n \rightarrow \mathbb{R}^n$ is unknown and represents the unmodeled dynamics, $x \in \mathcal{D}$ is the system state, and $u \in \mathcal{U}$ is the control input.

B. Attacker model

Similar to [9], in this paper, we consider attacks on the control input of the system. In particular, we consider an attack where a subset of the components of the control input is compromised. Under such an attack, the system input takes the form:

$$u = (u_v, u_s), \quad (2)$$

where $u_v \in \mathcal{U}_v \subset \mathbb{R}^{m_v}$ represents the *vulnerable* components of the control input that might be compromised or attacked, and $u_s \in \mathcal{U}_s \subset \mathbb{R}^{m_s}$ the *secure* part that cannot be attacked, with $m_v + m_s = m$ and $\mathcal{U} := \mathcal{U}_v \times \mathcal{U}_s$. Under this class of attack, we assume that we know which components of the control input are vulnerable.

Under this attack model, the input to the system takes the form:

$$u(t, x) = \begin{cases} (\lambda_v(x), \lambda_s(x)) & \text{if } t \notin \mathcal{T}_a; \\ (u_a(t), k_s(x)) & \text{if } t \in \mathcal{T}_a; \end{cases} \quad (3)$$

where $u_a : \mathbb{R}_+ \rightarrow \mathcal{U}_v$ is the attack signal on the input u_v , $k_s : \mathbb{R}_+ \times \mathbb{R}^n \rightarrow \mathbb{R}^{m_s}$ is a *safe* feedback law for the input u_s , to be designed and used when the system is under attack, and the pair $\lambda_v : \mathbb{R}^n \rightarrow \mathcal{U}_v, \lambda_s : \mathbb{R}^n \rightarrow \mathcal{U}_s$ define the *nominal* feedback law $\lambda = (\lambda_v, \lambda_s)$, to be designed and used when there is no attack. The set $\mathcal{T}_a \subset \mathbb{R}_+$ is the set of time-intervals when an attack is launched on the system input. In particular, for each $i \geq 1$, let $[t_1^i, t_2^i)$ with $t_2^i \geq t_1^i$ denote the interval of time when the attack is launched for the i -th time where $t_1^1 \geq 0$, so that $\mathcal{T}_a := \bigcup_{i \geq 1} [t_1^i, t_2^i)$. Define

$$\bar{T} := \max_{i \geq 1} \{t_2^i - t_1^i\}, \quad (4)$$

$$T_{na} := \min_{i \geq 2} \{t_1^i - t_2^{(i-1)}\}, \quad (5)$$

as the maximum length of the attack and the minimum length of the interval without an attack on the system input, respectively. In this work, we assume that the set \mathcal{T}_a is unknown, and only the maximum period of attack, \bar{T} , and minimum period without an attack, T_{na} , are known.

Now, we present the control design problem studied in the paper. Consider a non-empty, compact set $S \subset \mathbb{R}^n$, referred to as a safe set, to be rendered forward invariant. We make the following assumption on the unmodeled dynamics d in (1):

Assumption 1. *There exists a known $\delta > 0$ such that $|d(t, x)| \leq \delta$ for all $t \geq 0$ and $x \in \mathcal{D}$.*

Problem 1. *Given the system in (1) with unmodeled dynamics d that satisfies Assumption 1, a set S and the attack model in (2), design an attack-detection mechanism to raise a flag that the system is under attack and a safe input assignment policy such that, for a set of initial conditions $X_0 \subset S$ and attack signals $u_a : \mathbb{R}_+ \rightarrow \mathcal{U}_v$, the closed-loop trajectories $x : \mathbb{R}_+ \rightarrow \mathbb{R}^n$ of (1) resulting from applying the designed input policy satisfy $x(t) \in S$ for all $t \geq 0$ and for all $x(0) \in X_0$.*

Note that for the safety requirement as imposed in Problem 1, an attack is adversarial only if it can push the system trajectories out of the set S , as defined below.

Definition 1. *An attack signal $u_a : \mathbb{R}_+ \rightarrow \mathcal{U}_v$ is adversarial if there exist $x(0) \in S$ and a finite $t \geq 0$ such that for any $\kappa : \mathbb{R}_+ \times \mathbb{R}^n \rightarrow \mathcal{U}_s$, each system trajectory $x : \mathbb{R}_+ \rightarrow \mathbb{R}^n$ of (1) resulting from applying $u = (u_a, \kappa)$ satisfies $x(t) \notin S$.*

Per above definition, it is possible that there is an attack on the system but the system does not violate the safety requirement. We use this observation to focus our detection mechanism only on the attacks that can potentially push the system out of the safe set.

C. Preliminaries

We first review the notion of forward invariance of the set S and the corresponding barrier function conditions. In the rest of the paper, to keep the presentation simple, we assume that the maximal solutions of (1) exists and are unique.

Definition 2. *A set $S \subset \mathbb{R}^n$ is termed as forward invariant for system (1) if every solution $x : \mathbb{R}_+ \rightarrow \mathbb{R}^n$ of (1) satisfies $x(t) \in S$ for all $t \geq 0$ and for all initial conditions $x(0) \in S$.*

Next, we review a sufficient condition for guaranteeing forward invariance of a set without an attack. For the sake of simplicity, we assume that every solution of (1) exists and is unique for all $t \geq 0$ whether or not there is an attack on the system.¹ Following the notion of robust CBF in [13], we can state the following result guaranteeing forward invariance of the set S for the system (1).

¹In this work, we assume that under attack, the solution of the system is unique in forward time. It is possible to study the case when this assumption does not hold using the notion of strong invariance (see [12]).

Lemma 1 ([13]). *Given a continuously differentiable function $B : \mathbb{R}^n \rightarrow \mathbb{R}$, the set $S = \{x \mid B(x) \leq 0\}$ is forward invariant for (1) under d satisfying Assumption 1 if the following condition holds:*

$$\inf_{u \in \mathcal{U}} L_F B(x, u) \leq -l_B \delta \quad \forall x \in \partial S, \quad (6)$$

where l_B is the Lipschitz constant of the function B .

III. ATTACK DETECTION

A. CBF based detection

In this section, we present a method of detecting whether the system (1) is under attack using the barrier function condition (6). In particular, we check whether inequality (6) holds on the boundary of the safe set to raise a flag for an attack. In contrast to using the value of the barrier function B , we use the value of its time derivative due to the following reason. The time derivative of the function B on the boundary of the safe set indicates whether the system will violate the safety constraint. Moreover, the time derivative of the function B includes the system dynamics. Hence, it is a better indicator of whether the given system will violate the given safety constraint than the function B itself, which does not capture the system information. Given B and F , define $H : \mathbb{R}^n \times \mathbb{R}^m \rightarrow \mathbb{R}$:

$$H(x, u) := L_F B(x, u) + l_B \delta, \quad (7)$$

where δ is the bound on the disturbance d per Assumption 1 and l_B is the Lipschitz constant of the function B . Note that condition (6) can be written in terms of the function H as

$$\inf_{u \in \mathcal{U}} H(x, u) \leq 0 \quad \forall x \in \partial S. \quad (8)$$

Note that if an attack signal u_a is adversarial, then it holds that there exists a finite time $t \geq 0$ such that $x(t) \in \partial S$ and $H(x(t), (u_a(t), v_s)) > 0$ for any $v_s \in U_s$ where $x : \mathbb{R}_+ \rightarrow \mathbb{R}^n$ is the solution of (1) resulting from the input (3). Using this, a detection mechanism can be devised to flag that the system input is under attack. In particular, if the input u to the system is known at time t when $x(t) \in \partial S$, an attack detection mechanism can be designed by checking the value of $H(x(t), u(t, x(t)))$. However, in the presence of an attack with a delay t_d in detection, it is not possible to know the actual input u to the system. Thus, it is not possible to use the evaluation of H to flag an attack.

On the other hand, note that the function B only depends on the state x , and thus, we use an approximation method to estimate the value of H at any given time t using the consecutive measurements of the function B at time $(t - \tau)$ and t , for some $\tau > 0$. Define $e_B : \mathbb{R}_+ \rightarrow \mathbb{R}$

$$e_B(t) := \left| \dot{B}(x(t)) - \frac{B(x(t)) - B(x(t - \tau))}{\tau} \right|,$$

as the error between the actual time derivative of the function B and its first order approximation where $x : \mathbb{R}_+ \rightarrow \mathbb{R}^n$ is the solution of (1). Assume that the function B is twice continuously differentiable, and the functions F in (1) is

continuously differentiable. Under these conditions, using the Taylor's theorem for the second-order approximation of the function B , there exists $0 \leq \bar{t} \leq \tau$ such that

$$B(x(t - \tau)) = B(x(t)) - \dot{B}(x(t))\tau + \ddot{B}(x(\bar{t}))\frac{\tau^2}{2},$$

where \ddot{B} is the second time derivative of the function B . Assume that $\|\ddot{B}(x)\| \leq \eta$ for some $\eta > 0$ for all $x \in S_c$. For the sake of brevity, denote $\hat{B}(x(t), \tau) = \frac{B(x(t)) - B(x(t - \tau))}{\tau}$ so that we have

$$e_B(t) = \|\dot{B}(x(t)) - \hat{B}(x(t), \tau)\| = \frac{\tau}{2} \|\ddot{B}(x(\bar{t}))\| \leq \frac{\eta\tau}{2}.$$

Thus, it holds that $e_B(t) \leq \frac{\eta\tau}{2}$. Using the bound on e_B , we obtain that for each $t \geq 0$ and $\tau \geq 0$, the following holds

$$\hat{B}(x(t), \tau) - \frac{\eta\tau}{2} \leq H(x(t), u(t)) \leq \hat{B}(x(t), \tau) + \frac{\eta\tau}{2}, \quad (9)$$

where $x : \mathbb{R}_+ \rightarrow \mathbb{R}^n$ is the solution of (1) resulting from applying the input $u : \mathbb{R}_+ \rightarrow \mathcal{U}$. Using (9), it holds that for each $t \geq 0$ and $\tau \geq 0$,

$$\hat{B}(x(t), \tau) + \frac{\eta\tau}{2} \leq 0 \implies H(x(t), u(t)) \leq 0.$$

With the above construction, we propose the following attack detection mechanism:

- 1) Given $\tau > 0$ and $\bar{t} \geq 0$ such that $x(\bar{t}) \in \partial S$, evaluate $\hat{B}(x(\bar{t}), \tau)$.
- 2) If $\hat{B}(x(\bar{t}), \tau) > -\frac{\eta\tau}{2}$, raise a flag that the system is under attack.

More concisely, we define the time when a flag for an attack is raised as

$$\hat{t}_d = \inf \left\{ t \mid \hat{B}(x(t), \tau) > -\frac{\eta\tau}{2}, x(t) \in \partial S \right\}, \quad (10)$$

where η is the bound on the second time-derivative \ddot{B} and $\tau > 0$. We have the following result stating that the attack detection mechanism in (10) detects the attack before the system trajectories leave the safe set.

Lemma 2. *Given a twice continuously differentiable function B , system (1) with d satisfying Assumption 1, a continuously differentiable function F , and an adversarial attack starting at $t = t_1^i$, let $T \geq t_1^i$ be defined as*

$$T = \inf \{ t \geq t_1^i \mid H(x(t), u(t, x(t))) > 0, x(t) \in \partial S \}, \quad (11)$$

where $x : \mathbb{R}_+ \rightarrow \mathbb{R}^n$ is the solution of (1) resulting from applying the input $u : \mathbb{R}_+ \rightarrow \mathcal{U}$ and η is the bound on the second time-derivative \ddot{B} . Then, for each $\tau \geq 0$, it holds that $\hat{t}_d \leq T$, where \hat{t}_d is given in (10).

Proof. If $\hat{t}_d > T$, it holds that there exists $t \in (T, \hat{t}_d)$ such that $H(x(t), u(t)) > 0$ and $\hat{B}(x(t), \tau) \leq -\frac{\eta\tau}{2}$. Using this along with the second inequality in (9) at time instant t , we obtain that

$$0 < H(x(t), u(t)) \leq \hat{B}(x(t), \tau) + \frac{\eta\tau}{2} \leq 0,$$

which is a contradiction and hence, $\hat{t}_d \leq T$. \square

Lemma 2 implies that the attack-detection mechanism in (10) raises an alert on or before the system trajectories reach the boundary of the set ∂S under an attack. In other words, while the detection-mechanism (10) can have false positives (i.e., raise an alert when there is no attack), it will never have a false negative (i.e., it will not miss any attack).

B. Adaptive scheme for ZCBF-based attack detection

One of the limitations of using the inequality $H(x, u) \leq 0$ at the boundary of the safe set S for detecting an attack is that it is not robust due to the following two reasons: (i) any small measurement uncertainty or disturbance can lead to violation of safety, and (ii) any non-zero delay in response will lead to violation of safety. One method to make the detection method robust is to check the inequality at the boundary of the set $S_c = \{x \mid B(x) \leq -c\}$ for some $c > 0$. Define $c_M \in \mathbb{R}$ as

$$c_M := -\min_{x \in S} B(x), \quad (12)$$

so that the set $S_c := \{x \mid B(x) \leq -c\}$ is nonempty for all $c \in [0, c_M]$.² Now, since it is possible to allow the function H to take positive values in the interior of the safe set S , we use an inequality $H(x, u) \leq \gamma$ for some $\gamma > 0$ instead of $H(x, u) \leq 0$, to detect attacks. Note that a constant $\gamma > 0$ might lead to false-positives if γ is too small, or false-negatives if γ is too large. To this end, we make the following assumption when the system is not under an attack.

Assumption 2. *There exist $\bar{c} \in (0, c_M)$, $\bar{\delta} \in \mathbb{R}$ and a continuous input $\bar{u} : \mathbb{R}^n \rightarrow \mathcal{U}$ such that the following inequality holds:*

$$H(x, \bar{u}(x)) \leq -\bar{\delta}B(x) \quad \forall x \in S \setminus \text{int}(S_{\bar{c}}). \quad (13)$$

Similar assumptions have been made in the literature on safety using ZCBFs (see e.g. [8]). Note that under Assumption 2, using the comparison lemma, it can be shown that

$$\begin{aligned} H(x(t), \bar{u}(x(t))) &:= \dot{B}(x(t)) \leq -\bar{\delta}B(x(t)) \\ \implies B(x(t)) &\leq B(x(\bar{t}))e^{-\bar{\delta}(t-\bar{t})} \quad \forall t \geq \bar{t}, \end{aligned}$$

where $\bar{t} = \inf\{t \mid x(t) \in \partial S_{\bar{c}}\}$ and $x : \mathbb{R}_+ \rightarrow \mathbb{R}^n$ is the solution of (1) resulting from applying the continuous input \bar{u} . Using this, we design an adaptive scheme for the parameter γ . Let $\gamma : \mathbb{R}_+ \rightarrow \mathbb{R}_+$ be an adaptive parameter whose adaptation law is given as

$$\gamma(t) = \bar{\delta}\bar{c}e^{-\delta(t-\bar{t})}, \quad (14)$$

for $t \geq \bar{t}$, where $\bar{\delta}, \bar{c}$ are as defined in Assumption 2. Note that under Assumption 2, there exists a feedback law $\bar{u} : \mathbb{R}^n \rightarrow \mathcal{U}$ such that $H(x(t), \bar{u}(x(t))) \leq \gamma(t)$, $\forall t \geq \bar{t}$. Using this observation, we propose a new attack-detection

for mechanism that raises a flag for the i -th time at $t = \hat{t}_d^i$ where

$$\hat{t}_d^i = \inf \left\{ t \geq \max \left\{ \bar{t}, \hat{t}_d^{(i-1)} \right\} \mid \begin{aligned} &\hat{B}(x(t), \tau) > \gamma(t) - \frac{\eta\tau}{2}, \\ &x(t) \in S \setminus \text{int}(S_{\bar{c}}) \end{aligned} \right\}, \quad (15)$$

where η is the bound on the second time-derivative \ddot{B} , γ is as defined in (14), $\hat{t}_d^0 = -\bar{T}$ and $\tau > 0$.

Remark 1. *Under an attack, the proposed detection mechanism allows the system to get closer to the boundary of the safe set as long as the rate at which the system approaches the boundary (dictated by \dot{B}) is bounded according to Assumption 2. Also, it is worth noting focuses on detecting only **adversarial** attacks, and not every attack. That is, if there is an attack on the system that cannot push it out of the safe set, the proposed detection mechanism will not detect it.*

IV. QP-BASED RECOVERY CONTROLLER

In this section, we present a switching based control assignment to recover from an adversarial attack based on the detection mechanism from the previous section. To this end, we make the following assumption.

Assumption 3. *There exists $\bar{c} \in (0, c_M)$ such that the following hold:*

$$\inf_{u_s \in \mathcal{U}_s} \sup_{u_a \in \mathcal{U}_a} H(x, (u_a, u_s)) \leq 0 \quad x \in S \setminus \text{int}(S_{\bar{c}}). \quad (16)$$

The above assumption implies that the set $S_{\bar{c}}$ can be rendered forward invariant under any attack $u_a \in \mathcal{U}_a$.

Remark 2. *When the system undergoes a single period of attack (i.e., $t_1^2 = \infty$), Assumption 3 can be relaxed by requiring the left-hand side of (16) to be upper-bounded by a positive constant that is inversely proportional to the maximum length of the attack \bar{T} . In case of multiple attacks, it is possible to use the same relaxation by using the notion of periodic safety of the set $S_{\bar{c}}$ with respect to the set S with time T_{na} (see [14]), where $T_{na} := \min_{i \geq 2} \{t_1^i - t_2^{(i-1)}\}$ is the minimum length of time when there is no attack. Periodic safety requires that the system trajectories reach the set $S_{\bar{c}}$ within a time T_{na} starting from anywhere in the set S , thereby allowing the result for the case when there is a single period of attack to hold for multiple attacks.*

Based on the detection scheme in the previous section, we propose a switching-based control assignment for attack recovery. Consider a time-interval $[t_2^{(i-1)}, t_1^i]$ so that the system input is *not* under an attack during $t \in [t_2^{(i-1)}, t_1^i]$ and is under an attack during $t \in [t_1^i, t_2^i]$. Define $\mathcal{T}_d := \bigcup [t_d^j, \hat{t}_d^j + \bar{T})$ as the set of time intervals when an attack is flagged, where \hat{t}_d^j is the time when the attack is flagged the j -th time, $j \geq 0$ with $\hat{t}_d^0 = -\bar{T}$. Due to \mathcal{T}_a being unknown,

²Compactness of the set S guarantees existence of $c_M \in \mathbb{R}_+$.

the system input is defined as

$$u(t, x) = (u_v(t, x), u_s(t, x)), \quad (17a)$$

$$u_v(t, x) = \begin{cases} \lambda_v(x) & \text{if } t \notin \mathcal{T}_a, \\ u_a(t) & \text{if } t \in \mathcal{T}_a, \end{cases} \quad (17b)$$

$$u_s(t, x) = \begin{cases} \lambda_s(x) & \text{if } t \notin \mathcal{T}_d, \\ k_s(x) & \text{if } t \in \mathcal{T}_d. \end{cases} \quad (17c)$$

Remark 3. In this work, we do not determine the time instant \hat{t}_d^j , i.e., when the attack stops. Instead, we take a conservative approach, and assume that the attack duration is for the maximum possible length \bar{T} . Estimation of the time when the attack stops can reduce this conservatism, and is left for future work.

We have the following result showing the existence of nominal and safe feedback laws for (17) that can recover the system from an attack.

Theorem 1. Given system (1) with $F \in \mathcal{C}^1$, $B \in \mathcal{C}^2$ and the attack model (2), suppose that Assumption 1 holds, and Assumptions 2-3 hold for some $\bar{c} \in (0, c_M)$. Then, there exist feedback laws $\lambda : \mathbb{R}^n \rightarrow \mathcal{U}$ and $k_s : \mathbb{R}^n \rightarrow \mathcal{U}_s$ such that under the effect of the input u in (17) with \hat{t}_d^j is defined in (10), the system trajectories of (1) resulting from applying (17) satisfy $x(t) \in S$ for all $t \geq 0$ and for all $x(0) \in X_0 = \text{int}(S)$.

Proof. Let $x(0) \in \text{int}(S)$ and consider the four cases: $t \in \mathcal{T}_a \setminus \mathcal{T}_d$, $t \in \mathcal{T}_a \cap \mathcal{T}_d$, $t \in \mathcal{T}_d \setminus \mathcal{T}_a$ and $t \notin (\mathcal{T}_a \cup \mathcal{T}_d)$.

Case 1: $t \in \mathcal{T}_a \setminus \mathcal{T}_d$. Since $t \notin \mathcal{T}_d$, from the definition of \hat{t}_d in (15), it holds that either $x(t) \in \text{int}(S_{\bar{c}})$ or $x(t) \in S \setminus \text{int}(S_{\bar{c}})$ and $H(x, u) \leq 0$. Thus, it holds that $x(t) \in \text{int}(S)$ for all $t \in \mathcal{T}_a \setminus \mathcal{T}_d$.

Case 2: $t \in \mathcal{T}_a \cap \mathcal{T}_d$. Per Assumption 3, it holds that there exists a feedback k_s such that the set $S_{\bar{c}}$ is forward invariant for (1) with $u(t, x) = (u_a(t), k_s(x))$ for any $u_a : \mathbb{R}_+ \rightarrow \mathcal{U}_v$. Thus, it holds that $x(t) \in \text{int}(S \setminus \text{int}(S_{\bar{c}})) \subset \text{int}(S)$ for all $t \in \mathcal{T}_a \cap \mathcal{T}_d$.

Case 3: $t \in \mathcal{T}_d \setminus \mathcal{T}_a$. In this case, the above arguments hold for $u_a = \lambda_v(x)$ and thus, $x(t) \in \text{int}(S \setminus \text{int}(S_{\bar{c}})) \subset \text{int}(S)$ for all $t \in \mathcal{T}_d \setminus \mathcal{T}_a$.

Case 4: $t \notin (\mathcal{T}_a \cup \mathcal{T}_d)$. In this case, per Assumption 2, there exists a feedback $\lambda : \mathbb{R}^n \rightarrow \mathcal{U}$ such that the set S is forward invariant for (1) under $u = \lambda(x)$.

Thus, it holds that $x(t) \in S$ for all $t \geq 0$ and $x(0) \in \text{int}(S)$. \square

In essence, Theorem 1 provides sufficient conditions for the existence of a control algorithm such that Problem 1 can be solved. We also note that the main bottleneck in the proposed method is finding parameters for the satisfaction of Assumptions 2-3. While Assumptions 2 and 3 serve different purposes (as illustrated in the proof of Theorem 1), it is easy to see that satisfaction Assumption 3 for some $\bar{c} \in (0, c_M)$ implies Assumption 2 holds for the same \bar{c} . Thus, it is sufficient to verify that Assumption 3 holds.

One practical method of finding a subset of the safe set S , where Assumption 3 holds, is the computationally efficient sampling-based method proposed in [9]. In the interest of space, we leave the details for future work.

Next, we present a control synthesis method to design both the nominal feedback λ and the safe recovery feedback-law k_s for (17). In order to use a tractable optimization problem for control synthesis, we assume that the system (1) is control affine and is of the form

$$\dot{x} = f(x) + g(x)u + d(t, x), \quad (18)$$

where $f : \mathbb{R}^n \rightarrow \mathbb{R}^n$ and $g : \mathbb{R}^n \rightarrow \mathbb{R}^{n \times m}$ are continuous functions. Assume that the input constraint set \mathcal{U} is given as $\mathcal{U} = \{u \mid Au \leq b\}$.

First, we present a quadratic program (QP) formulation to synthesize the nominal feedback law λ . Consider the following QP for each $x \in S$:

$$\min_{(v, \eta)} \frac{1}{2}|v|^2 + \frac{1}{2}\eta^2 \quad (19a)$$

$$\text{s.t.} \quad Av \leq b, \quad (19b)$$

$$L_f B(x) + L_g B(x)v \leq -\eta B(x) - l_B \delta, \quad (19c)$$

where $q > 0$ is a constant, l_B is the Lipschitz constants of the function B . Next, we use a similar QP to compute the safe feedback-law k_s . To this end, let $g = [g_s \ g_v]$ with $g_s : \mathbb{R}^n \rightarrow \mathbb{R}^{n \times m_s}$, $g_v : \mathbb{R}^n \rightarrow \mathbb{R}^{n \times m_v}$ and assume that the input constraint set for u_s is given as $\mathcal{U}_s = \{u_s \mid A_s u_s \leq b_s\}$. Now, consider the following QP for each $x \in S \setminus \text{int}(S_{\bar{c}})$:

$$\min_{(v_s, \zeta)} \frac{1}{2}|v_s|^2 + \frac{1}{2}\zeta^2 \quad (20a)$$

$$\text{s.t.} \quad A_s v_s \leq b_s, \quad (20b)$$

$$L_f B(x) + L_{g_s} B(x)v_s \leq -\zeta B(x) - l_B \delta - \sup_{u_v \in \mathcal{U}_v} L_{g_v} B(x)u_v, \quad (20c)$$

Let the solution of the QP (19) be denoted as (v^*, η^*) and that of (20) as (v_s^*, ζ^*) . In order to guarantee continuity of these solutions with respect to x , we need to impose the strict complementary slackness condition (see [15]). In brief, if the i -the constraint of (19) (or (20)), with $i \in \{1, 2\}$, is written as $G_i(x, z) \leq 0$, and the corresponding Lagrange multiplier is $\lambda_i \in \mathbb{R}_+$, then strict complementary slackness requires that $\lambda_i^* G_i(x, z^*) < 0$, where z^*, λ_i^* denote the optimal solution and the corresponding optimal Lagrange multiplier, respectively. We are now ready to state the following result.

Theorem 2. Given the functions F, d, B and the attack model (2), suppose Assumptions 1-3 hold with $\bar{\delta} > 0$ and $\bar{c} \in (0, c_M)$. Assume that the strict complementary slackness holds for the QPs (19) and (20) for all $x \in S$ and $x \in S \setminus \text{int}(S_{\bar{c}})$, respectively. Then, the QPs (19) and (20) are feasible for all $x \in S$ and $x \in S \setminus \text{int}(S_{\bar{c}})$, respectively, v^*, v_s^* are continuous on $\text{int}(S)$ and $x \in \text{int}(S \setminus \text{int}(S_{\bar{c}}))$, and the control input defined in (17) with $\lambda(x) = v^*(x)$ and $k_s(x) = v_s^*(x)$ and $t_d = \hat{t}_d$, where \hat{t}_d is defined in (10), solves Problem 1 for all $x(0) \in \text{int}(S)$.

Proof. Per Assumption 2, the set S is a viability domain for the system (18). Per Assumption 3, any sublevel set of B in $S \setminus \text{int}(S_{\bar{c}})$ is a viability domain for the system (18) under

attack. Thus, feasibility of the QPs (19) and (20) follows from [15, Lemma 6]. Per [15, Theorem 1], the respective solutions of the QPs (19) and (20) are continuous on $\text{int}(S)$ and $\text{int}(S \setminus \text{int}(S_{\bar{e}}))$, respectively. Finally, since the set S is compact, it follows from [15, Lemma 7] that the closed-loop trajectories are uniquely defined for all $t \geq 0$. Uniqueness of the closed-loop trajectories, Assumption 1 and feasibility of the QPs (19) and (20) for all $x \in S$ and $x \in S \setminus \text{int}(S_{\bar{e}})$ implies that all the conditions of Theorem 1 are satisfied with λ defined as the solution of (19) (i.e., $\lambda(x) = v^*(x)$) and k_s as the solution of (20) (i.e., $k_s(x) = v_s^*(x)$). It follows that the set $\text{int}(S)$ is forward invariant for the system (18). \square

Thus, the QPs (19) and (20) can be used to synthesize a nominal and a safe input for a system under attack. Next, we present a numerical case study involving an attack on one of the motors of a quadrotor and demonstrate how the proposed defense mechanism can save the quadrotor from crashing and keep it hovering at the desired altitude.

V. NUMERICAL SIMULATION

We consider a simulation case study involving a quadrotor with an attack on one of its motors.³ The quadrotor dynamics is given as (see [16], [17]):

$$\ddot{x} = \frac{1}{m} \left((c(\phi)c(\psi)s(\theta) + s(\phi)s(\psi))u_f - k_t \dot{x} \right) \quad (21a)$$

$$\ddot{y} = \frac{1}{m} \left((c(\phi)s(\psi)s(\theta) - s(\phi)c(\psi))u_f - k_t \dot{y} \right) \quad (21b)$$

$$\ddot{z} = \frac{1}{m} \left(c(\theta)c(\phi)u_f - mg - k_t \dot{z} \right) \quad (21c)$$

$$\dot{\phi} = p + qs(\phi)t(\theta) + rc(\phi)t(\theta) \quad (21d)$$

$$\dot{\theta} = qc(\phi) - rs(\phi) \quad (21e)$$

$$\dot{\psi} = \frac{1}{c(\theta)} (qs(\phi) + rc(\phi)) \quad (21f)$$

$$\dot{p} = \frac{1}{I_{xx}} \left(-k_r p - qr(I_{zz} - I_{yy}) + \tau_p \right) \quad (21g)$$

$$\dot{q} = \frac{1}{I_{yy}} \left(-k_r q - pr(I_{xx} - I_{zz}) + \tau_q \right) \quad (21h)$$

$$\dot{r} = \frac{1}{I_{zz}} \left(-k_r r - pq(I_{yy} - I_{zz}) + \tau_r \right), \quad (21i)$$

where $m, I_{xx}, I_{yy}, I_{zz}, k_r, k_t > 0$ are system parameters, $g = 9.8$ is the gravitational acceleration, $c(\cdot), s(\cdot), t(\cdot)$ denote $\cos(\cdot), \sin(\cdot), \tan(\cdot)$, respectively, (x, y, z) denote the position of the quadrotor, (ϕ, θ, ψ) its Euler angles and $u = (u_f, \tau_p, \tau_q, \tau_r)$ the input vector consisting of thrust u_f and moments τ_p, τ_q, τ_r . The relation between the vector u and the individual motor thrusts is given as

$$\begin{bmatrix} u_f \\ \tau_p \\ \tau_q \\ \tau_r \end{bmatrix} = \begin{bmatrix} 1 & 1 & 1 & 1 \\ 0 & -l & 0 & l \\ -l & 0 & l & 0 \\ d & -d & d & -d \end{bmatrix} \begin{bmatrix} f_1 \\ f_2 \\ f_3 \\ f_4 \end{bmatrix}, \quad (22)$$

where f_i is the thrust generated by the i -th motor for $i \in \{1, 2, 3, 4\}$, $d, l > 0$ are system parameters. We choose the

³A video of the simulation is available at <https://tinyurl.com/ye28ksx3>.

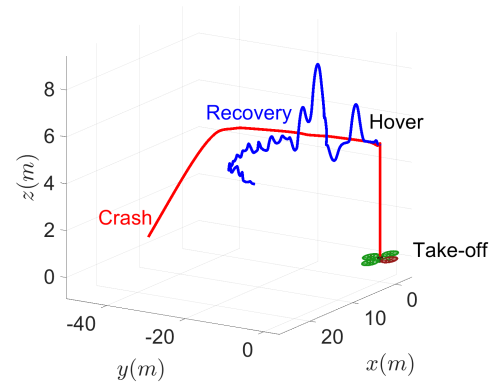


Fig. 1. The closed-loop path traced by the quadrotor with the proposed detection mechanism (in blue) and without the detection mechanism (in red). The vulnerable motor is shown in red.

system parameters for simulations as: $I_{xx} = I_{yy} = 0.177$ kg-m², $I_{zz} = 0.344$ kg-m², $m = 4.493$ kg, $l = 0.1$ m, $d = 0.0024$ m, $k_t = 1$ and $k_r = 1.5$ (see [17]). Furthermore, we consider the bound on each motor given as $|f_i| \leq 27.7$ N for $i \in \{1, 2, 3, 4\}$. We use $\tau = 10^{-3}$ for approximation of \bar{B} . Without loss of generality, we assume that motor #4 is vulnerable. Note that under an attack, the input-thrust relation reads:

$$\begin{bmatrix} u_f \\ \tau_p \\ \tau_q \\ \tau_r \end{bmatrix} = \begin{bmatrix} 1 & 1 & 1 \\ 0 & -l & 0 \\ -l & 0 & l \\ d & -d & d \end{bmatrix} \begin{bmatrix} f_1 \\ f_2 \\ f_3 \end{bmatrix}, \quad (23)$$

It is not possible to keep all the inputs $(u_f, \tau_p, \tau_q, \tau_r)$ close to its desired value simultaneously under an attack on motor #4. Thus, we focus on designing a control law to maintain the desired altitude of the quadrotor (through u_f) and minimize its oscillations (through (τ_p, τ_q)). It implies that τ_r will not be matched with its desired value to control the yaw angle ψ , resulting in an uncontrolled yaw angle increase.

We choose the control objective to make the quadrotor

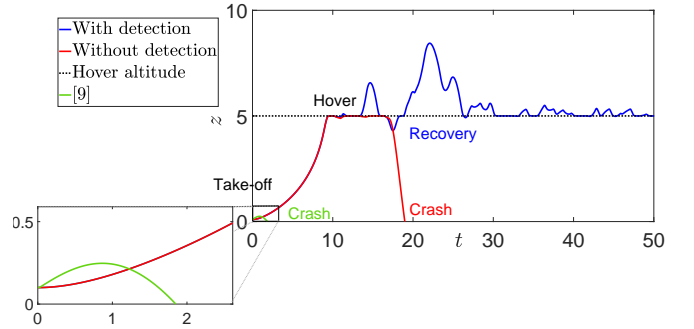


Fig. 2. The z -coordinate of the closed-loop system with and without the detection mechanism. In the absence of the detection mechanism, the quadrotor crashes (i.e., $z = 0$ m). In the presence of the detection mechanism, the altitude remains close to the desired altitude $z = 5$ m (shown by black line). The conservative approach in [9], resulting in crash even without an attack, is shown in green (see the inset plot).

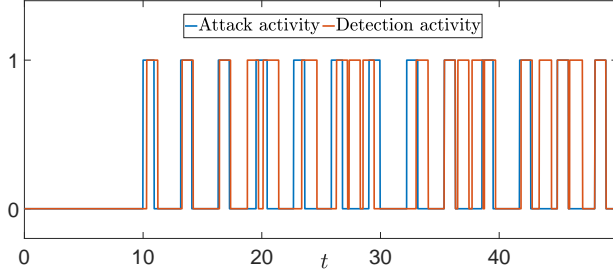


Fig. 3. The attack (respectively, the detection) activity where 1 denotes that attack is active (respectively, flagged) and 0, that the attack is non-active (respectively, not flagged).

hover at location $(0, 0, 5)$, starting from $(0, 0, 0.2)$. Based on the above observation and the fact that ψ does not contribute in changing the altitude of the quadrotor, the safety constraints are to keep the angles (ϕ, θ) in a given bounded range, i.e., $|\phi| \leq \phi_M, |\theta| \leq \theta_M$, for some $\phi_M, \theta_M > 0$, and to keep the quadrotor above the ground, i.e., $z > 0$. Thus, the safe set is defined as $S = \{(\phi, \theta, z) \mid |\phi| \leq \phi_M, |\theta| \leq \theta_M, z \leq -\epsilon\}$. We choose $\phi_M = \theta_M = 0.3$ and $\epsilon = 0.02$. The maximum length of the attack is randomly chosen as $\bar{T} = 0.934$ seconds and the period of no attack is chosen as $T_{na} = 2.238$ seconds.

The barrier functions used for enforcing safety are $B_1(z) = -z + 0.02$, $B_2(\phi) = |\phi|^2 - \phi_M^2$ and $B_3(\theta) = |\theta|^2 - \theta_M^2$. The parameters δ, \bar{c} for detection are $\delta = 0.1, \bar{c} = \frac{1}{4}(0.3)^2$. Figure 1 shows the closed-loop path traced by the quadrotor. Figure 2 plots the position coordinates (x, y, z) . The safety constraint $z \leq 0$ is satisfied at all times, and the quadrotor is able to hover at an altitude $z = 5$ m. Figure 3 shows the attack and the detection signal. It can be seen that detection has a non-zero delay during some attacks,

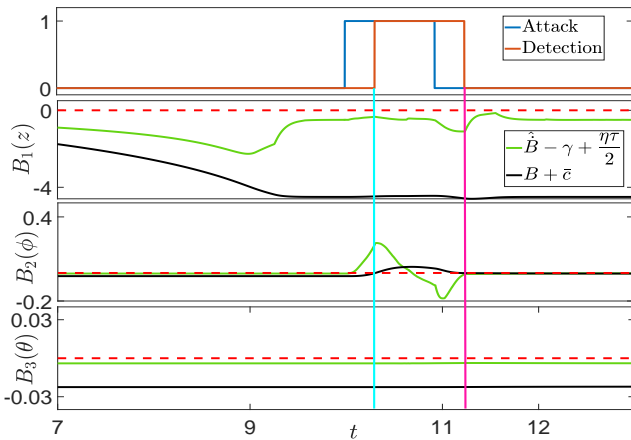


Fig. 4. The detection mechanism in action (vertical cyan line marks the beginning of the flagging and the vertical pink line, its ending). The attack is flagged per (15) when $B(x(t)) + \bar{c} = 0$ (shown in black line) and $\dot{B}(t) - \gamma(t) + \frac{\eta\tau}{2} = 0$ (shown in green line). The first flag is raised at $t = 10$ second for $B = B_1(z)$. The mechanism keeps the system in the flagged mode for the maximum length of the attack, even if the attack is stopped.

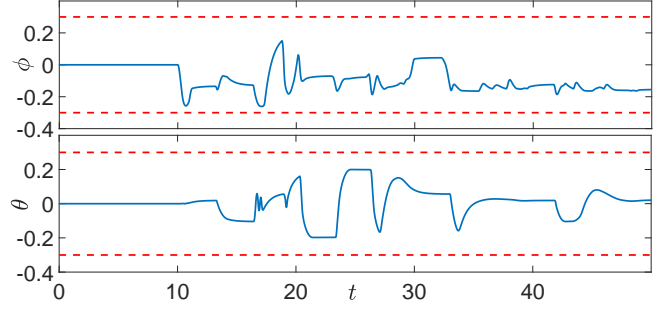


Fig. 5. Euler angles (ϕ, θ) of the closed-loop system. The safety constraints $|\phi| \leq \phi_M$ and $|\theta| \leq \theta_M$ are satisfied at all times.

and zero delay during some attacks. It can also be seen that some of the attacks are not detected, as they do not fall into the category of *adversarial* attack per Definition 1. Figure 4 illustrates the detection mechanism in action. The attack is flagged according to (15) and remains flagged for the duration \bar{T} . The bound $|f_i| \leq 27.7$ N is satisfied for each motor at all times. The vulnerable motor is highlighted in green. Figure 5 plots the Euler angles (ϕ, θ) . It can be seen that the safety constraint $|\phi| \leq 0.3$ and $|\theta| \leq 0.3$ is satisfied at all times. Finally, Figure 6 plots the thrust for each motor under nominal conditions as well as under attack.

Thus, the proposed scheme can successfully detect an attack on a quadrotor motor before the quadrotor crashes. Furthermore, the designed safe input can keep the quadrotor in the safe zone even under attack, thus demonstrating a successful recovery after detection. The conservative approach in [9], which assumes that the rotor #4 is constantly under attack, fails to keep the quadrotor from crashing even when there is no attack (see Figure 2). In contrast, the proposed approach is non-conservative and reacts to an adversarial attack, thereby not interfering with the system's nominal functionality.

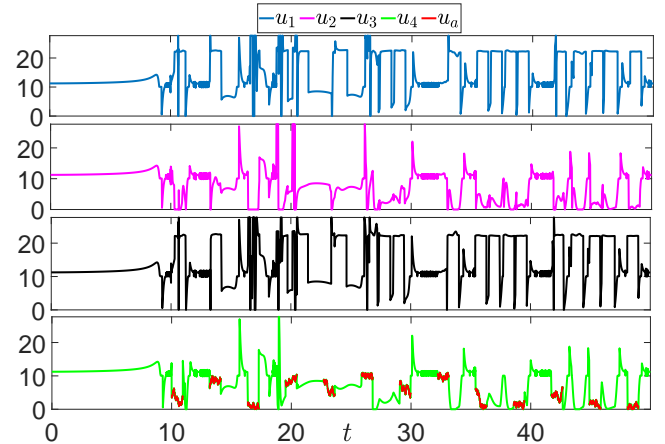


Fig. 6. Thrust f_i of each motor. The thrust of motor 4 under attack is shown in red. The switch in the rest of the motors is clearly seen when an attack is flagged.

VI. DISCUSSION

The simulation results illustrate that the approach in [9] is too conservative for the considered example, and that the chosen initial condition does not satisfy the requirements of the framework in [9]. The addition of the detection mechanism removes this conservatism and results in improved system performance, even if there is no attack. It is also important to note the difference between fault-tolerant control (FTC) (see e.g. [16], [17] in the context of quadrotor control). The control scheme under the FTC paradigm assumes that a subset of actuators have failed and are not operating nominally. Furthermore, the focus of FTC-based schemes is to control the system with the available *non-faulty* actuators. In contrast, the focus of the proposed scheme is to not only control the system with the *non-vulnerable* actuators but also to design them in a way that for all possible *attacked* signals, the system is still safe. Thus, the proposed method is robust against any random actuator signal.

VII. CONCLUSIONS

We presented a novel attack-detection scheme based on the control Barrier function. In addition, we introduced an online QP-based formulation to design a recovery controller that prevents the system from violating the safety specification. Our formulation is adaptive, in the sense that the further away the system is from violating safety our recovery controller focuses on performance rather than safety; however, if the system keeps approaching the safety limit, our adaptive mechanism switches to a recovery controller to counteract the potential attack. We demonstrated the efficacy of the proposed method on a simulation example involving an attack on a quadrotor motor.

This work opens up a line of research on non-conservative control design for CPS security with provable guarantees. Provable safety guarantees when the system sensors are under attack is still an open problem. Future work involves studying more general attacks on CPS, such as attacks on system sensors and simultaneous attacks on system sensors and actuators. As noted in Remark 1, our future investigation also includes studying methods of estimating the time when the attack has stopped.

VIII. ACKNOWLEDGMENT

The authors would like to thank Dr. Adeel Akhtar for providing the MATLAB files for the 3D visualization of the quadrotor in the simulation video.

REFERENCES

- [1] A. Cardenas, "Cyber-physical systems security knowledge area issue." The Cyber Security Body Of Knowledge. [Online]. Available: https://www.cybok.org/media/downloads/Cyber-Physical_Systems_Security_issue_1.0.pdf
- [2] Y. Chen, C. M. Poskitt, and J. Sun, "Learning from mutants: Using code mutation to learn and monitor invariants of a cyber-physical system," in *2018 IEEE Symposium on Security and Privacy (SP)*. IEEE, 2018, pp. 648–660.
- [3] H. Choi, W.-C. Lee, Y. Aafer, F. Fei, Z. Tu, X. Zhang, D. Xu, and X. Deng, "Detecting attacks against robotic vehicles: A control invariant approach," in *Proceedings of the 2018 ACM SIGSAC Conference on Computer and Communications Security*, ser. CCS '18. New York, NY, USA: ACM, 2018, pp. 801–816.
- [4] C. Feng, V. R. Palleti, A. Mathur, and D. Chana, "A systematic framework to generate invariants for anomaly detection in industrial control systems," in *2019 Network and Distributed System Security Symposium (NDSS)*.
- [5] V. Renganathan, N. Hashemi, J. Ruths, and T. H. Summers, "Distributionally robust tuning of anomaly detectors in cyber-physical systems with stealthy attacks," in *2020 American Control Conference (ACC)*. IEEE, 2020, pp. 1247–1252.
- [6] D. I. Urbina, J. A. Giraldo, A. A. Cardenas, N. O. Tippenhauer, J. Valente, M. Faisal, J. Ruths, R. Candell, and H. Sandberg, "Limiting the impact of stealthy attacks on industrial control systems," in *Proceedings of the 2016 ACM SIGSAC conference on computer and communications security*, 2016, pp. 1092–1105.
- [7] M. N. Al-Mhiqani, R. Ahmad, W. Yassin, A. Hassan, Z. Z. Abidin, N. S. Ali, and K. H. Abdulkareem, "Cyber-security incidents: a review cases in cyber-physical systems," *Int. J. Adv. Comput. Sci. Appl.*, no. 1, pp. 499–508, 2018.
- [8] A. D. Ames, X. Xu, J. W. Grizzle, and P. Tabuada, "Control barrier function based quadratic programs for safety critical systems," *IEEE Transactions on Automatic Control*, vol. 62, no. 8, pp. 3861–3876, 2017.
- [9] K. Garg, R. G. Sanfelice, and A. A. Cardenas, "Sampling based computation of viability domain to prevent safety violations by attackers," *arXiv preprint arXiv:2110.08632*, 2021.
- [10] A. Clark, Z. Li, and H. Zhang, "Control barrier functions for safe cps under sensor faults and attacks," in *2020 59th IEEE Conference on Decision and Control (CDC)*. IEEE, 2020, pp. 796–803.
- [11] B. Ramasubramanian, L. Niu, A. Clark, L. Bushnell, and R. Poovendran, "Linear temporal logic satisfaction in adversarial environments using secure control barrier certificates," in *International Conference on Decision and Game Theory for Security*. Springer, 2019, pp. 385–403.
- [12] F. H. Clarke, Y. S. Ledyae, R. J. Stern, and P. R. Wolenski, *Nonsmooth analysis and control theory*. Springer Science & Business Media, 2008, vol. 178.
- [13] K. Garg and D. Panagou, "Robust control barrier and control lyapunov functions with fixed-time convergence guarantees," in *2021 American Control Conference (ACC)*, 2021, pp. 2292–2297.
- [14] K. Garg, R. K. Cosner, U. Rosolia, A. D. Ames, and D. Panagou, "Multi-rate control design under input constraints via fixed-time barrier functions," *IEEE Control Systems Letters*, pp. 1–1, 2021.
- [15] K. Garg, E. Arabi, and D. Panagou, "Fixed-time control under spatiotemporal and input constraints: A quadratic program based approach," *Automatica*, to appear, 2022.
- [16] A. Lanzon, A. Freddi, and S. Longhi, "Flight control of a quadrotor vehicle subsequent to a rotor failure," *Journal of Guidance, Control, and Dynamics*, vol. 37, no. 2, pp. 580–591, 2014.
- [17] A. Akhtar, S. L. Waslander, and C. Nielsen, "Fault tolerant path following for a quadrotor," in *52nd IEEE Conference on Decision and Control*. IEEE, 2013, pp. 847–852.