

NUMERICAL COMPUTATION OF PREIMAGE DOMAIN AND CONDENSER CAPACITY FOR A STRIP WITH RECTILINEAR SLITS

EL MOSTAFA KALMOUN, MOHAMED M. S. NASSER, AND MATTI VUORINEN

ABSTRACT. Let S be a strip in \mathbb{C} and let $E \subset S$ be a union of disjoint segments. For the domain $S \setminus E$, we construct a numerical conformal mapping onto a domain bordered by smooth Jordan curves. To this aim, we use the boundary integral equation method from [19]. In particular, we apply this method to study the conformal capacity of the condenser (S, E) . Numerical experiments on several model problems show that our method is able to reach a very high level of precision when estimating the condenser capacity.

1. INTRODUCTION

Let Ω be the multiply connected domain in the z -plan obtained by removing some non-overlapping rectilinear segments from the infinite strip $S = \{z : |\operatorname{Im} z| < \pi/2\}$. This domain Ω is one of the canonical domains for conformal mapping of multiply connected domains [30, p. 128]. Solving boundary value problems (BVPs) in such a domain Ω is not as easy as it is for domains with smooth boundaries. A possible remedy is to find a conformal mapping from Ω onto a multiply connected domain G bordered by smooth Jordan curves. However, up to our knowledge, there is no analytical or numerical method to compute such a conformal mapping. Nevertheless, an efficient method for numerical computation of the conformal mapping Φ from the domain G onto the canonical domain Ω is presented in [19]. Still, in this method, the domain G is supposed given while Ω is unknown and should be computed alongside the conformal mapping Φ from G onto Ω .

On the contrary, in this paper, we take up the case when Ω is known. Our objective will be then to find an unknown preimage domain G bordered by smooth Jordan curves, and to determine a conformal mapping Φ from G onto Ω . This means that the method presented in [19] is not directly applicable in our context, but this method is still useful to develop an iterative scheme for finding the unknown preimage domain G as well as the conformal mapping Φ . In this way, the inverse mapping Φ^{-1} would be the desired conformal mapping from the domain Ω onto the domain G . The idea of our iterative method is similar in spirit to the approach employed in [3, 18, 20] but for other canonical domains.

Our particular interest is to apply the above numerical conformal mapping method to study a domain functional, the conformal capacity of a condenser. Recall that a *condenser* is a pair (G, E) where $G \subset \mathbb{C}$ is a domain and $E \subset G$ is a non-empty compact set, and the *conformal*

File: channel-arxiv.tex, printed: 2022-4-5, 1.21

2010 *Mathematics Subject Classification*. Primary 30C85, 31A15; Secondary 65E05.

Key words and phrases. Numerical conformal mappings, condenser capacity, conformal invariance, boundary integral equations.

capacity is defined as follows

$$(1.1) \quad \text{cap}(G, E) = \inf_{u \in \mathcal{A}} \int_G |\nabla u|^2 dm,$$

where \mathcal{A} is the family of all harmonic functions in G with values in $[1, \infty)$ on E and approaching 0 on ∂G . In this paper we suppose that $G \setminus E$ is multiply connected and all of its boundary components are smooth Jordan curves. For this case, the infimum in (1.1) is known to be attained by a harmonic function [1, p. 65]. In fact, this extremal function is the solution of the Laplace equation with boundary values equal to 1 on E and vanishing on ∂G . The conformal capacity, which is a mathematical model of the capacity of a physical condenser, has numerous applications also to potential theory and to geometric function theory [8, 13, 25].

As is generally known, the set function $E \mapsto \text{cap}(G, E)$ looks similar to an outer measure [13, Lemma 7.1, Theorem 9.6]. For instance, the subadditivity property of the condenser capacity for compact sets $E_j \subset G, j = 1, \dots, m$, says that

$$(1.2) \quad \text{cap}(G, \cup_{j=1}^m E_j) \leq \sum_{j=1}^m \text{cap}(G, E_j).$$

This is reminiscent of the subadditivity of Lebesgue measurable sets $E_j \subset \mathbb{R}, j = 1, 2, \dots$,

$$m(\cup_{j=1}^{\infty} E_j) \leq \sum_{j=1}^{\infty} m(E_j)$$

with equality for separate sets. For the capacity case (1.2) the situation is different, no equality statement is known for separate sets. Moreover, even in the case $m = 2$ it is not easy to give non-trivial examples of sets with strict inequality in (1.2).

Our numerical computation leads to two novel observations. First, we will show here that an asymptotic equality holds, the lower bound in (1.2) will be arbitrarily close to the upper bound for some sets, far away from each other. This asymptotic equality is a manifestation of some kind of “*weak additivity*” for such sets. Second, our computational experiments have revealed an inequality for the capacity of condensers in the strip domain S . More precisely, if the condenser is of the form (S, E) and $E = E_1 \cup E_2 \subset \mathbb{R}$, F_1 and F_2 are segments, then

$$(1.3) \quad \text{cap}(S, E) \geq \text{cap}(S, H)$$

where $H \subset \mathbb{R}$ is a segment with diameter equal to the sum of diameters of E_1 and E_2 . Due to the conformal invariance of the capacity, the inequality (1.3) admits various extensions to simply connected plane domains, for instance to the case when the strip domain S is replaced by the unit disk. In that case we have to use the hyperbolic metric. The case of multiply connected domains seems to offer problems for further research.

2. CONFORMALLY MAPPING A STRIP WITH RECTILINEAR SLITS ONTO A DOMAIN WITH SMOOTH JORDAN BOUNDARIES

Suppose that Ω is the canonical multiply connected domain obtained by removing m non-overlapping rectilinear slits $[a_j, b_j]$ from the infinite strip $S = \{z : |\text{Im } z| < \pi/2\}$ where

$a_j, b_j \in S$ are complex numbers, $j = 1, \dots, m$, i.e. $\Omega = S \setminus \cup_{j=1}^m [a_j, b_j]$; see Figure 2.2 for an example of Ω with $m = 4$.

2.1. Boundary integral equation for the conformal mapping. In this subsection, we briefly review the method presented in [19] to compute a conformal mapping from a multiply connected domain G with smooth Jordan curves as boundaries onto the above domain Ω . The domain G is of the form $\mathbb{D} \setminus \cup_{j=1}^m \overline{E_j}$ where the $\{E_j : j = 1, \dots, m\}$ is a collection of disjoint simply connected domains that are bounded by smooth Jordan curves $\Gamma_1, \dots, \Gamma_m$. The external boundary of G is the unit circle $\Gamma_0 := \partial\mathbb{D}$. In this setting, we have the existence of a unique conformal mapping Φ from G onto Ω such that [30, p. 128]

$$(2.1) \quad \Phi(\pm 1) = \pm\infty + i0 \quad \text{and} \quad \Phi(i) = \frac{\pi}{2}i.$$

For $j = 1, \dots, m$, let $\ell_j = |b_j - a_j|$ be the length of the segment $L_j = [a_j, b_j]$, $c_j = (a_j + b_j)/2$ be the center of L_j , and θ_j be the angle between L_j and the positive real axis. The values of the real constants ℓ_1, \dots, ℓ_m and the complex constants c_1, \dots, c_m are undetermined and should be computed alongside the conformal mapping Φ . These constants are uniquely determined by the domain G . On the other hand, the values of the angles $\theta_1, \dots, \theta_m$ can be fixed in advance.

We parametrize each boundary component Γ_j by a 2π -periodic complex-valued function $\eta_j(t)$, $t \in J_j := [0, 2\pi]$, $j = 0, \dots, m$. Henceforth, we define the total parameter domain J as the disjoint union of the $m + 1$ intervals $J_j = [0, 2\pi]$, $j = 0, \dots, m$. In this way, the whole boundary Γ is parametrized by

$$(2.2) \quad \eta(t) = \begin{cases} \eta_0(t), & t \in J_0, \\ \vdots \\ \eta_m(t), & t \in J_m. \end{cases}$$

See [17] for more details.

We take $\theta_0 = 0$, assume that $\theta_1, \dots, \theta_m$ are given real constants, and consider the complex function A defined by

$$(2.3) \quad A(t) = e^{i(\frac{\pi}{2} - \theta(t))} (\eta(t) - \alpha),$$

where $\alpha \in G$ is given and θ is defined on J by

$$\theta(t) = \theta_j \quad \text{for} \quad t \in J_j, \quad j = 0, \dots, m,$$

i.e., the function θ is constant on each interval J_j . Then, the kernel $N(s, t)$ defined on $J \times J$ by

$$(2.4) \quad N(s, t) := \frac{1}{\pi} \operatorname{Im} \left(\frac{A(s)}{A(t)} \frac{\dot{\eta}(t)}{\eta(t) - \eta(s)} \right) \quad \text{for} \quad (s, t) \in J \times J,$$

is known as the *generalized Neumann kernel*. We also define the kernel $M(s, t)$ on $J \times J$ by

$$(2.5) \quad M(s, t) := \frac{1}{\pi} \operatorname{Re} \left(\frac{A(s)}{A(t)} \frac{\dot{\eta}(t)}{\eta(t) - \eta(s)} \right) \quad \text{for} \quad (s, t) \in J \times J.$$

Note that $N(s, t)$ is continuous while $M(s, t)$ is singular with its singular part involving the cotangent function. Hence, the integral operator \mathbf{N} with the kernel $N(s, t)$ is compact and the integral operator \mathbf{M} with the kernel $M(s, t)$ is singular. Further details can be found in [29].

The method proposed in [19] for computing the conformal mapping Φ from the domain G onto the domain Ω is summarized in the following theorem. For this, let us set

$$\gamma(t) = \begin{cases} 0, & t \in J_0, \\ \operatorname{Im} [e^{-i\theta_j} \Psi(\eta(t))], & t \in J_j, \quad j = 1, \dots, m, \end{cases}$$

where

$$(2.6) \quad \Psi(w) = \log \frac{1+w}{1-w}.$$

The function $\zeta = \Psi(w)$ is a conformal mapping from the unit disk \mathbb{D} onto the infinite strip $-\pi/2 < \operatorname{Im} \zeta < \pi/2$.

Theorem 1 ([19]). *If ρ is the unique solution of the boundary integral equation*

$$(2.7) \quad (\mathbf{I} - \mathbf{N})\rho = -\mathbf{M}\gamma,$$

and the piecewise constant function h is given by

$$(2.8) \quad h = [\mathbf{M}\rho - (\mathbf{I} - \mathbf{N})\gamma]/2,$$

then the conformal mapping Φ from G onto Ω is given by

$$(2.9) \quad \Phi(w) = -if(i) + wf(w) + \Psi(w), \quad w \in G \cup \Gamma,$$

where f is the analytic function in G with the boundary values

$$(2.10) \quad A(t)f(\eta(t)) = \gamma(t) + h(t) + i\rho(t).$$

2.2. Computing the preimage domain G . We assume that the strip with rectilinear slits domain Ω is given. This means that the values of the constants ℓ_j , c_j , and θ_j are now known for $j = 1, \dots, m$. The method shown in Theorem 1 will be used in this subsection to develop an iterative scheme to find a bounded multiply connected preimage domain G in the exterior of m smooth Jordan curves $\Gamma_1, \dots, \Gamma_m$ and the interior of the unit circle Γ_0 as well as the conformal map $z = \Phi(w)$ from G onto Ω that satisfies the normalization conditions (2.1).

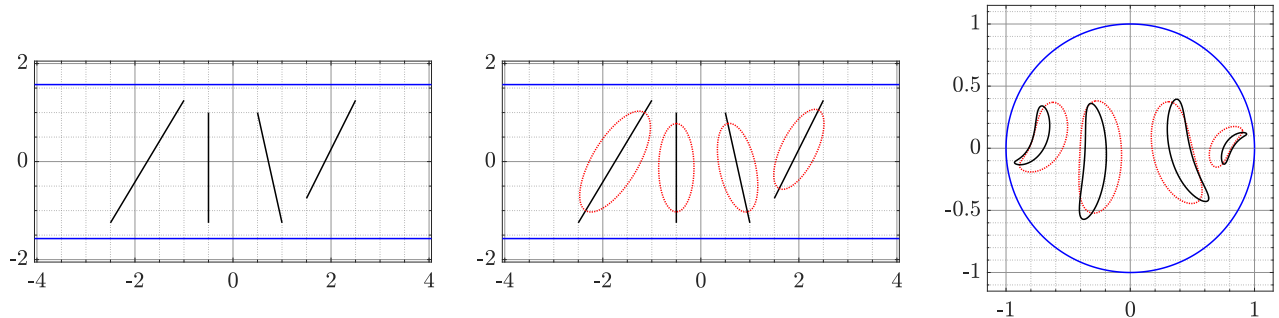


FIGURE 1. On the left, the domain Ω with four rectilinear slits. In the center, the initial intermediate domain $\hat{\Omega}^0$ where thin ellipses are chosen on the given slits with $r = 0.4$. On the right, the domain interior to the unit circle and exterior to the dot-red curves is the initial domain G^0 . The computed preimage domain G is the domain interior to the unit circle and exterior to the solid-black curves.

For $k = 0, 1, 2, 3, \dots$, where k is the iteration number, we let $\hat{\Omega}^k$ to be the multiply connected domain obtained by removing the m ellipses \hat{L}_j^k parametrized by

$$\hat{\eta}_j^k(t) = z_j^k + 0.5a_j^k e^{i\theta_j} (\cos t - ir \sin t), \quad t \in J_j, \quad j = 1, \dots, m,$$

from the infinite strip $S = \{\xi \in \mathbb{C} : |\operatorname{Im} \xi| < \pi/2\}$. Here r , $0 < r \leq 1$, is the ratio of the lengths of the major to the minor axes of the ellipse \hat{L}_j^k . We denote by G^k the image of the multiply connected domain $\hat{\Omega}^k$ under the conformal mapping $w = \Psi^{-1}(\xi)$ where

$$w = \Psi^{-1}(\xi) = \frac{\exp(\xi) - 1}{\exp(\xi) + 1} = \tanh(\xi/2).$$

Hence, the preimage domain G^k (see Figure 1 (right) for an example) is the bounded multiply connected domain interior to the unit circle parametrized by

$$\eta_0^k(t) = e^{it}, \quad t \in J_0,$$

and exterior to the m quasi-ellipses $\Gamma_1, \dots, \Gamma_m$ parametrized by

$$\eta_j^k(t) = \Psi^{-1}(\hat{\eta}_j^k(t)), \quad t \in J_j, \quad j = 1, \dots, m.$$

Thus, determining the the preimage domain G^k requires computing the parameters z_j^k and a_j^k of the ellipses \hat{L}_j^k , $j = 1, \dots, m$, which will be accomplished using the following iterative method. We point out that the initial domain $\hat{\Omega}^0$ is obtained from the given domain Ω by replacing each slit L_j by a thin ellipse \hat{L}_j^0 whose major axis is on the slit L_j (see Figure 1 (center)).

Initialization:

Set

$$z_j^0 = c_j, \quad a_j^0 = (1 - 0.5r)\ell_j, \quad j = 1, \dots, m.$$

Iterations:

For $k = 1, 2, 3, \dots$,

- The method in Theorem 1 is used to compute the conformal mapping from the domain G^{k-1} onto the domain Ω^k (the infinite strip $|\operatorname{Im} z| < \pi/2$ with m slits L_1^k, \dots, L_m^k such that the angle between the slit L_j^k and the positive real axis is θ_j , $j = 1, \dots, m$).
- If c_j^k is the center of the slit L_j^k and ℓ_j^k is its length, then the parameters z_j^k and a_j^k are updated through

$$\begin{aligned} z_j^k &= z_j^{k-1} - (c_j^k - c_j), \\ a_j^k &= a_j^{k-1} - (1 - 0.5r)(\ell_j^k - \ell_j), \end{aligned}$$

for $j = 1, \dots, m$.

- Stop the iterations if

$$(2.11) \quad E_k = \frac{1}{2m} \sum_{j=1}^m (|c_j^k - c_j| + |\ell_j^k - \ell_j|) < \varepsilon \quad \text{or} \quad k > \text{Max}$$

where ε is a fixed tolerance and **Max** is the maximum number of iterations to be not exceeded. In our numerical experiments, we set $\varepsilon = 10^{-14}$ and **Max** = 100.

The iterations above produce a sequence of multiply connected preimage domains $G^0, G^1, G^2, G^3, \dots$, which numerically converges to the required domain G . This method also produces a conformal map $z = \Phi(w)$ from the computed preimage domain G onto the given domain Ω . Similar iterative procedures have been experimented for other canonical domains in [18, 20] where the numerical examples demonstrate the fast convergence even for domains with high connectivity.

It is understandable that at every iteration of the above method one needs to solve the integral equation (2.7) and to compute the piecewise constant function h in (2.8). This can be done with the fast method presented in [17] by applying the MATLAB function `fbie` in which we discretize (2.7) by the Nyström method using the trapezoidal rule with n equidistant nodes in each sub-interval $J_j, j = 0, \dots, m$. This produces a $(m+1)n \times (m+1)n$ linear system, which in turn is solved by the generalized minimal residual method. More precisely, we employ the MATLAB function `gmres` without restart where the tolerance and maximum number of iterations are chosen to be 10^{-14} and 100, respectively. The matrix-vector product in `gmres` is computed through the Fast Multipole Method by calling `zfmm2dpart` from the MATLAB toolbox [12] with a tolerance of 0.5×10^{-15} . The complexity of each iteration of the presented iterative method is $O((m+1)n \log n)$. We refer to [17] for further details.

2.3. Computing the conformal mapping from Ω onto G . The iterative method presented in the preceding subsection allows us to compute the preimage domain G and the conformal mapping from $z = \Phi(w)$ from G onto Ω . More precisely, it provides us with a parametrization $\eta(t), t \in J$, of the boundary ∂G . As described in Theorem 1, solving (2.7) and computing h in (2.8) permit to determine the boundary values of the auxiliary analytic function f . Consequently, the boundary values $\Phi(\eta(t))$ of Φ can be computed by (2.9). To determine the values $\Phi(w)$ for $w \in G$, we first compute the values of $f(w)$ using the Cauchy integral formula. In our numerical computations, the values $f(w)$ for $w \in G$ are computed accurately using the MATLAB function `fcau` presented in [17].

Since Φ maps ∂G onto $\partial\Omega$, we can see that

$$(2.12) \quad \zeta(t) = \Phi(\eta(t)) = -if(i) + \eta(t)f(\eta(t)) + \Psi(\eta(t)), \quad t \in J,$$

is a parametrization of $\partial\Omega$, and $\Phi^{-1}(\zeta(t)) = \eta(t)$. The boundary of the domain Ω passes through the point at infinity, which means the Cauchy integral formula cannot be employed to directly compute $\Phi^{-1}(z)$ for $z \in \Omega$. Nevertheless, we write $\Phi^{-1}(z)$ as

$$(2.13) \quad \Phi^{-1}(z) = (\Phi^{-1} \circ \Psi \circ \Psi^{-1})(z) = g(\Psi^{-1}(z))$$

where $g = \Phi^{-1} \circ \Psi$ and Ψ is given by (2.6). The mapping function Ψ^{-1} maps the unbounded domain Ω onto the bounded domain $\tilde{\Omega} = \Psi^{-1}(\Omega)$ (see Figure 2). The domain $\tilde{\Omega}$ is interior to the unit circle and exterior to m slits (which are not rectilinear) and the boundary of $\tilde{\Omega}$ is parametrized by

$$\tilde{\zeta}(t) = \Psi^{-1}(\zeta(t)), \quad t \in J.$$

The boundary values of g are then given by

$$g(\tilde{\zeta}(t)) = \Phi^{-1}(\Psi(\tilde{\zeta}(t))) = \Phi^{-1}(\zeta(t)) = \eta(t), \quad t \in J.$$

For $z \in \Omega$ we have $\tilde{z} = \Psi^{-1}(z) \in \tilde{\Omega}$, and the values of $g(\tilde{z})$ can now be computed using the Cauchy integral formula. Consequently, the values of $\Phi^{-1}(z)$ can be computed through (2.13), that is,

$$\Phi^{-1}(z) = g(\Psi^{-1}(z)) = \frac{1}{2\pi i} \int_{\partial\tilde{\Omega}} \frac{g(\tilde{\zeta})}{\tilde{\zeta} - \Psi^{-1}(z)} d\tilde{\zeta} = \frac{1}{2\pi i} \int_J \frac{\eta(t)}{\tilde{\zeta}(t) - \Psi^{-1}(z)} \tilde{\zeta}'(t) dt.$$

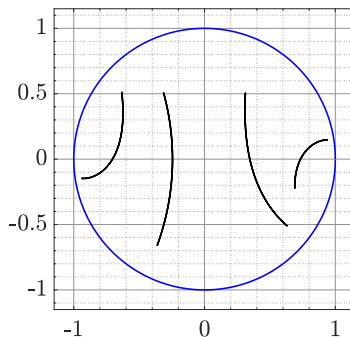


FIGURE 2. The bounded domain $\tilde{\Omega}$ for the domain Ω shown in Figure 1(left).

In the numerical computations presented below, the values of $g(\tilde{z})$ are computed by the MATLAB function `fcau`. However, to use the function `fcau`, we need to compute $\tilde{\zeta}'(t)$ for $t \in J$ in advance. This derivative is computed by first approximating the real and imaginary parts of $\tilde{\zeta}(t)$ on each sub-interval J_j , $j = 0, \dots, m$, with trigonometric interpolating polynomials, and then differentiating these polynomials. Note that the interpolating polynomials can be computed by applying the fast Fourier transform [28].

3. CAPACITY OF GENERALIZED CONDENSERS

We aim to compute the capacity of generalized condensers of the form $C = (S, E, \delta)$ where S is the infinite strip

$$S = \{z : |\operatorname{Im} z| < \pi/2\},$$

$E = \{E_j\}_{j=1}^m$ is a collection of m nonempty closed pairwise disjoint segments $E_j = [a_j, b_j]$ with complex numbers $a_j, b_j \in S$, and $\delta = \{\delta_j\}_{j=1}^m$ is a collection of real numbers. We assume $m > 1$ and δ contains at least two different numbers. The domain $\Omega = S \setminus E = S \setminus \cup_{j=1}^m [a_j, b_j]$ is known as the field of the condenser C , the sets E_k as the plates, and the numbers δ_k as the levels of the potential of the plates E_j , $j = 1, \dots, m$ [8, p. 12] (see Figure 3 (left) for $m = 4$).

The conformal capacity of the generalized condenser C , $\operatorname{cap}(C)$, is given by the Dirichlet integral

$$(3.1) \quad \operatorname{cap}(C) = \iint_{\Omega} |\nabla u|^2 dx dy$$

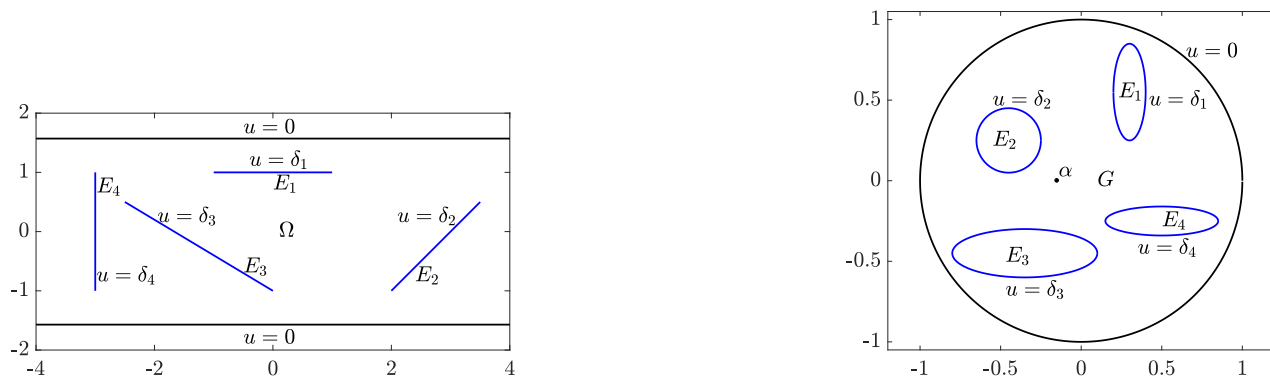


FIGURE 3. The domain Ω (left) and the domain G (right) for $m = 4$.

where u is the potential function of the condenser C , i.e., the function u is the unique solution of the Dirichlet BVP [8, p. 13, p. 305]

$$(3.2a) \quad \Delta u = 0, \quad \text{on } \Omega,$$

$$(3.2b) \quad u = 0, \quad \text{on } \partial S,$$

$$(3.2c) \quad u = \delta_j, \quad \text{on } E_j, \quad j = 1, \dots, m.$$

If all values of δ_k are equal to 1 or if $m = 1$ (i.e., E consists of only one segment), then $C = (S, E, \delta)$ is a classical condenser and it is shortly denoted by $C = (S, E)$. In this case, the capacity $\text{cap}(C)$ may simply be written as $\text{cap}(S, E)$, see Section 1.

One important property of the capacity of generalized condensers is its invariance under conformal mappings, which implies that domains having complex geometry like G can be treated with the aid of conformal mappings [2, 5, 7, 8, 23, 24, 26, 27]. See also [4, 6, 9].

The capacity $\text{cap}(C) = \text{cap}(S, E, \delta)$ will be computed in two steps:

Step 1. For the given domain $\Omega = S \setminus \cup_{j=1}^m [a_j, b_j]$, the iterative method proposed in Section 2 will be used to find a preimage domain G interior to the unit circle Γ_0 and exterior to m ellipses Γ_j , $j = 1, \dots, m$. Let D_j be the simply connected domain interior to Γ_j for $j = 1, \dots, m$, let $\hat{E} = \cup_{j=1}^m \overline{D}_j$, and let $\hat{C} = (\mathbb{D}, \hat{E}, \delta)$ (see Figure 3 (right)). Then $\text{cap}(C) = \text{cap}(\hat{C})$.

Step 2. The capacity $\text{cap}(\hat{C})$ will be evaluated by the method that we will describe in the sequel.

We point out that we use the same number n of discretization points for both steps.

Now, we present the method needed in Step 2 to compute the capacity of the generalized condenser $\hat{C} = (\mathbb{D}, \hat{E}, \delta)$ where \mathbb{D} is the unit disk, $\hat{E} = \{\hat{E}_j\}_{j=1}^m$ is a family of m nonempty closed and pairwise disjoint sets $\hat{E}_j = D_j \cup \Gamma_j \subset \mathbb{D}$, and $\delta = \{\delta_j\}_{j=1}^m$ is a collection of real numbers. Here, $\Gamma_j = \partial \hat{E}_j$ is a smooth Jordan curve for $j = 1, \dots, m$. Hence, $G = \mathbb{D} \setminus \hat{E}$ is a bounded multiply connected domain of connectivity $m + 1$, and $\Gamma = \partial G = \cup_{j=0}^m \Gamma_j$ where Γ_0 is the unit circle and $\Gamma_1, \dots, \Gamma_m$ are ellipses enclosed in Γ_0 (see Figure 3 (right) for $m = 4$).

The above generalized condenser $\hat{C} = (\mathbb{D}, \hat{E}, \delta)$ is a special type of the generalized condenser considered in [8, p. 12] and [21]. Hence, the numerical method presented in [21] can be used to

compute the capacity of the above generalized condenser. For the convenience of the reader, we review this method below.

The conformal capacity of the generalized condenser \hat{C} is

$$(3.3) \quad \text{cap}(\hat{C}) = \iint_G |\nabla U|^2 dx dy$$

where the potential function U is now the unique solution of the Dirichlet BVP

$$(3.4a) \quad \Delta U = 0, \quad \text{on } G,$$

$$(3.4b) \quad U = 0, \quad \text{on } \Gamma_0,$$

$$(3.4c) \quad U = \delta_j, \quad \text{on } \Gamma_j, \quad j = 1, \dots, m.$$

The harmonic function U is the real part of an analytic function F in G which is not necessarily single-valued. If we take a given point $\alpha_k \in G_k$ for each $k = 1, \dots, m$, then F can be written as [10, 11, 15, 16]

$$(3.5) \quad F(z) = g(z) - \sum_{k=1}^m a_k \log(z - \alpha_k)$$

where g is a single-valued analytic function in G and a_1, \dots, a_m are undetermined real constants satisfying [15, §31]

$$(3.6) \quad a_k = \frac{1}{2\pi} \int_{\Gamma_k} \frac{\partial U}{\partial \mathbf{n}} ds, \quad k = 1, \dots, m.$$

Using Green's formula [8, p. 4], and in view of (3.4b)–(3.4c) and (3.6), equation (3.3) can be written as

$$(3.7) \quad \text{cap}(\hat{C}) = \int_{\Gamma} u \frac{\partial u}{\partial \mathbf{n}} ds = \sum_{k=1}^m \delta_k \int_{\Gamma_k} \frac{\partial u}{\partial \mathbf{n}} ds = 2\pi \sum_{k=1}^m \delta_k a_k.$$

Consequently, by the conformal invariance of the capacity, we have

$$(3.8) \quad \text{cap}(C) = 2\pi \sum_{k=1}^m \delta_k a_k.$$

The problem (3.4) above is a particular case of the problem considered in [21, Eq. (4)]. Let $\eta(t)$, $t \in J$, be a parametrization of the boundary $\Gamma = \partial G$ and let $A(t)$ be defined (2.3). Then, the constants a_1, \dots, a_m in (3.8) will be computed as in the following theorem from [21, Theorem 4].

Theorem 2. *For each $k = 1, \dots, m$, let the function γ_k be defined by*

$$(3.9) \quad \gamma_k(t) = \log |\eta(t) - \alpha_k|,$$

let ρ_k be the unique solution of the integral equation

$$(\mathbf{I} - \mathbf{N})\rho_k = -\mathbf{M}\gamma_k,$$

and let the piecewise constant function $h_k = (h_{0,k}, h_{1,k}, \dots, h_{m,k})$ be given by

$$h_k = [\mathbf{M}\rho_k - (\mathbf{I} - \mathbf{N})\gamma_k]/2.$$

Then, the $m + 1$ real constants a_1, \dots, a_m, c are the unique solution of the linear system

$$(3.10) \quad \begin{bmatrix} h_{0,1} & h_{0,2} & \cdots & h_{0,m} & 1 \\ h_{1,1} & h_{1,2} & \cdots & h_{1,m} & 1 \\ \vdots & \vdots & \ddots & \vdots & \vdots \\ h_{m,1} & h_{m,2} & \cdots & h_{m,m} & 1 \end{bmatrix} \begin{bmatrix} a_1 \\ a_2 \\ \vdots \\ a_m \\ c \end{bmatrix} = \begin{bmatrix} 0 \\ 1 \\ \vdots \\ 1 \end{bmatrix}.$$

The linear system (3.10) is usually small and can be solved using Gaussian elimination. Henceforth, the capacity can be computed by (3.8). Note that, in our computation in this paper, we do not need the value of the real constant c in (3.10).

4. NUMERICAL EXAMPLES

We begin the numerical simulation with an example that illustrates how the iterative method introduced in Section 2 can be applied to determine the preimage G of an infinite strip with rectilinear slits.

4.1. Computing the preimage G . We consider $m = 21$ rectilinear slits as shown in Figure 4 (left) and apply the method presented in Section 2 with $n = 2^{11}$ and $r = 0.2$ to obtain a preimage domain which is displayed in Figure 4 (right). The error E_k defined by (2.11) computed with $n = 2^{11}$ vs. the number of iteration k is given in Figure 5 (left) for $r = 0.05$, $r = 0.2$, and $r = 0.5$. The total CPU time required by the iterative method is 68.91 sec for $r = 0.05$, 70.15 sec for $r = 0.2$, and 127.72 for $r = 0.5$.

In general, the value of $0 < r \leq 1$ is chosen such that the inner boundary components are not overlapping, i.e., we need to choose a small value for r if the slits are close to each others. On one hand, the geometry of the preimage domain G will be simpler if we choose $r = 1$ or close to 1 (when it is possible). On the other hand, the rate of convergence of the iterative method depends on the value of r where the method converges faster for small r (see Figure 5 (left)). However, for small values of r , the method requires more GMRES iterations (see Figure 5 (right)). Furthermore, for small values of r , the inner boundary components will be thin and hence one needs to consider a larger n to achieve a satisfactory accuracy. The preimage domain in Figure 4 is computed with $r = 0.2$.

We now present several examples to illustrate how our iterative method can be applied to estimate the capacity $\text{cap}(S, E, \delta)$.

4.2. A strip with one rectilinear slit.

Example 1. $E = [-si, si]$ where $0 < s < \pi/2$ is a real number.

The exact value of the capacity of the condenser (S, E) can be given in terms of special functions for this example. For Ψ defined by (2.6), the mapping function

$$z \mapsto -i\Psi^{-1}(z) = -i \tanh(z/2)$$

maps conformally the domain $S \setminus [-si, si]$ onto the domain $\mathbb{D} \setminus [-\tan(s/2), \tan(s/2)]$. Then, by the Möbius transformation

$$z \mapsto \frac{z + \tan(s/2)}{1 + z \tan(s/2)}$$

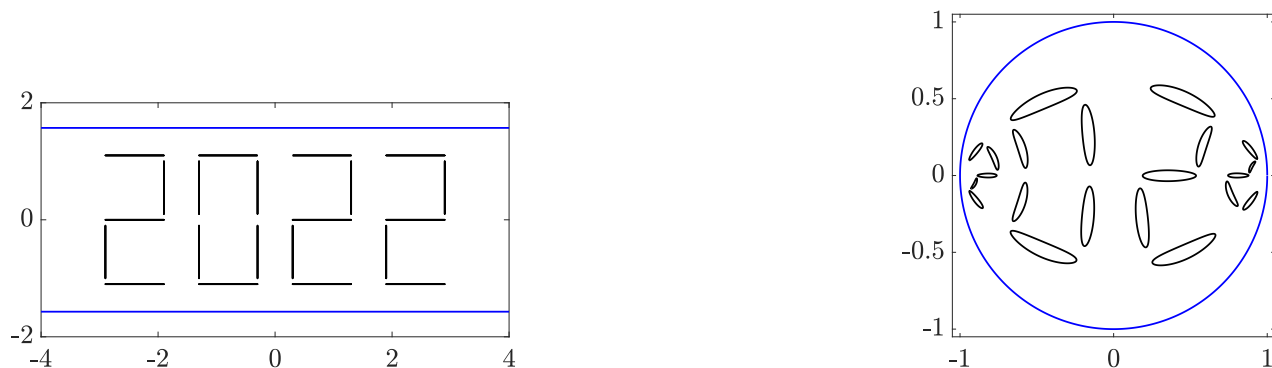


FIGURE 4. The domain Ω with 21 rectilinear slits (left) and the preimage domain G (right).

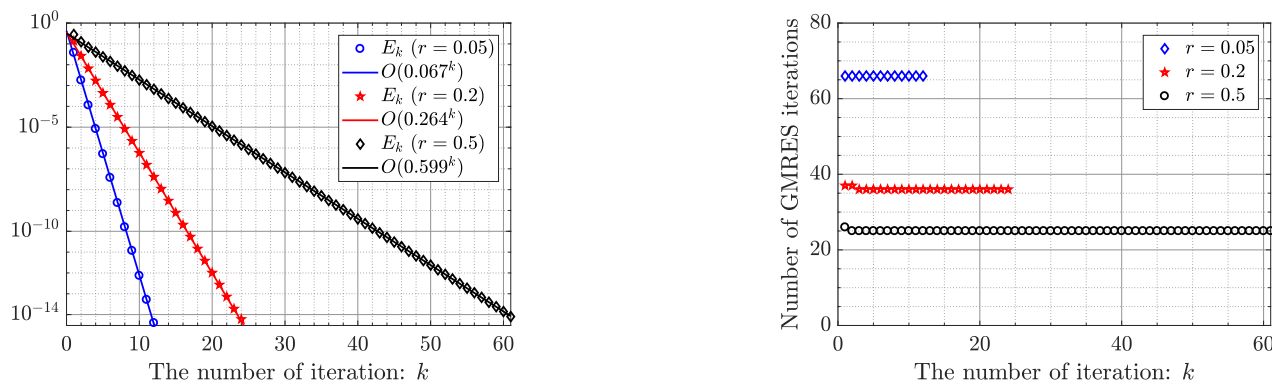


FIGURE 5. The error E_k for the domain in Figure 4 (left) for $r = 0.1$, $r = 0.2$, and $r = 0.3$.

the domain $\mathbb{D} \setminus [-\tan(s/2), \tan(s/2)]$ is mapped onto the domain $\mathbb{D} \setminus [0, \sin(s)]$. Owing to the conformal invariance of the capacity, we have

$$\text{cap}(S, [-si, si]) = \text{cap}(\mathbb{D}, [0, \sin(s)]).$$

This yields (see [14], [27, Thm 8.6(1)]),

$$(4.1) \quad \text{cap}(S, [-si, si]) = \frac{2\pi}{\mu(\sin s)}$$

where

$$(4.2) \quad \mu(r) = \frac{\pi}{2} \frac{\mathcal{K}'(r)}{\mathcal{K}(r)}, \quad \mathcal{K}(r) = \int_0^1 \frac{dx}{\sqrt{(1-x^2)(1-r^2x^2)}}, \quad \mathcal{K}'(r) = \mathcal{K}(r'), \quad r' = \sqrt{1-r^2}.$$

Here, $\mathcal{K}(r)$ and $\mathcal{K}'(r)$ are the elliptic integrals of the first kind, and $\mu : (0, 1) \rightarrow (0, \infty)$ is a decreasing homeomorphism. For the numerical computation of the values of $\mu(r)$, we use the method described in [22].

We set $n = 2^{10}$ and $r = 0.2$ to compute $\text{cap}(S, E)$ for several values of s in $(0, \pi/2)$, and present the numerical results in Table 1. The relative error in the approximate values for

$s = 0.5$ and $s = 1.55$ vs. n , the number of discretization points on each boundary component, are depicted in Figure 6 (left). The error is $O(e^{-0.217n})$ for $s = 0.5$ and $O(e^{-0.091n})$ for $s = 1.55$.

TABLE 1. The capacity $\text{cap}(S, [-si, si])$ for several values of s .

s	Estimated value	Exact value	Relative Error	Time (sec)	Iterations
0.1	1.703662933054205	1.703662933054233	1.7×10^{-14}	3.0	13
0.25	2.270486340549139	2.270486340549105	1.5×10^{-14}	2.9	13
0.5	3.053400295538014	3.053400295538072	1.9×10^{-14}	2.7	12
1	4.885188789695857	4.885188789695905	9.8×10^{-15}	2.5	10
1.5	10.27204980801009	10.27204980801069	8.5×10^{-14}	6.9	32
1.55	13.39253761345057	13.39253761345013	3.3×10^{-14}	12.6	56

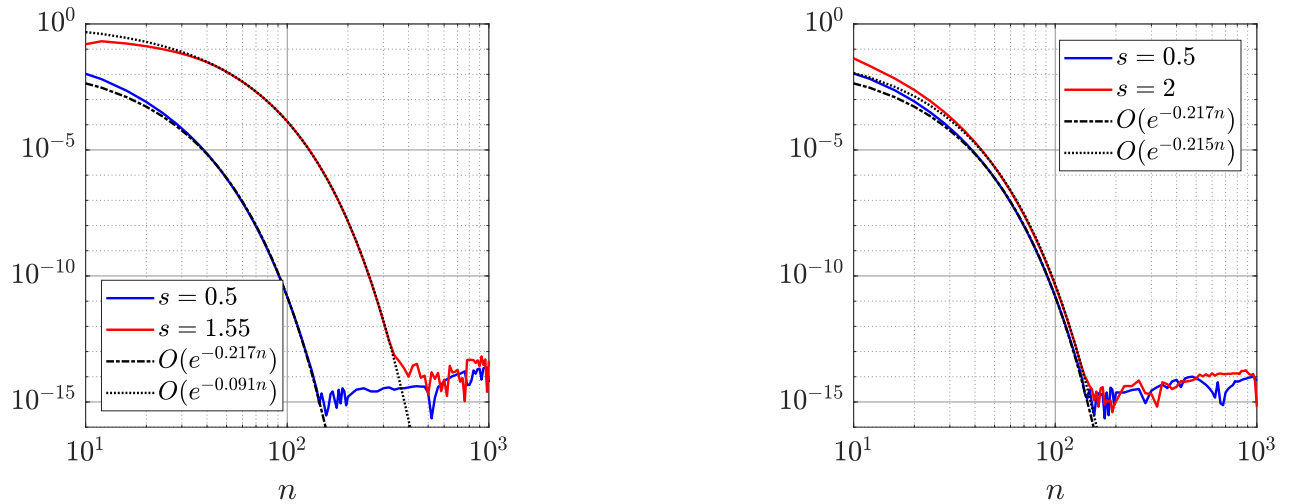


FIGURE 6. On the left, the relative error in the approximated values for Example 1 for $s = 0.5$ and $s = 1.55$. On the right, the relative error in the approximated values for Example 2 for $s = 0.5$ and $s = 2$.

Example 2. $E = [-s, s]$ where $s > 0$ is a real number.

In this case again, the exact value of the capacity of the condenser (S, E) can be determined. Clearly, $z \mapsto \Psi^{-1}(z) = \tanh(z/2)$ maps conformally the domain $S \setminus [-s, s]$ onto the domain $\mathbb{D} \setminus [-\tanh(s/2), \tanh(s/2)]$. Then, the Möbius transformation

$$z \mapsto \frac{z + \tanh(s/2)}{1 + z \tanh(s/2)}$$

maps the domain $\mathbb{D} \setminus [-\tanh(s/2), \tanh(s/2)]$ onto the domain $\mathbb{D} \setminus [0, \tanh(s)]$. Hence, as in the previous example, we have

$$(4.3) \quad \text{cap}(S, [-s, s]) = \text{cap}(\mathbb{D}, [0, \tanh(s)]) = \frac{2\pi}{\mu(\tanh s)}.$$

We now take $n = 2^{10}$ and $r = 0.2$ to compute $\text{cap}(S, E)$ for several values of s . For $s = 0.5$ and $s = 2$, the relative error in the approximate values vs. n are given in Figure 6 (right). The error is $O(e^{-0.217n})$ for $s = 0.5$ and $O(e^{-0.215n})$ for $s = 2$.

Example 3. $E = is + [-i, i]$ with $-0.55 \leq s \leq 0.55$.

In this example, we consider the vertical segment $[-i, i]$ and study the effect of vertically shifting this segment on the capacity of the condenser (S, E) . On the left of Figure 7, we display the graph of the capacity $\text{cap}(S, is + [-i, i])$ as a function of $s \in [-0.55, 0.55]$. The computation is performed with $n = 2^{11}$ and $r = 0.1$.

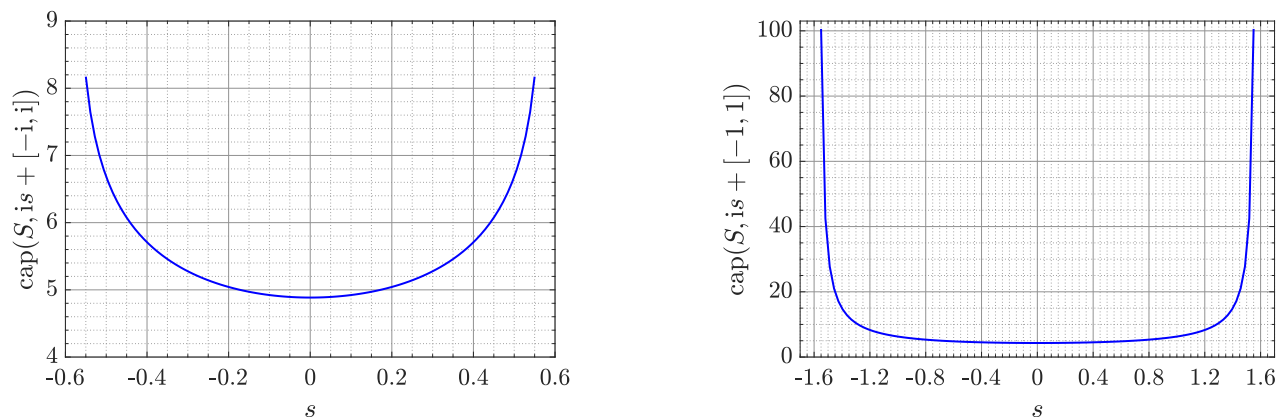


FIGURE 7. The graph of the capacity functions $\text{cap}(S, is + [-i, i])$ in Example 3 (left) and $\text{cap}(S, is + [-1, 1])$ in Example 4 (right).

Example 4. $E = is + [-1, 1]$ with $-1.55 \leq s \leq 1.55$.

We now consider the horizontal segment $[-1, 1]$ and study the effect of vertically shifting this segment on the capacity of the condenser (S, E) . The graph of the capacity as a function of $s \in [-1.55, 1.55]$, computed using the same parameters as in the previous example, is shown in Figure 7 (right).

By looking at Figure 7, we can notice an increase in the capacity as the segment moves vertically close the boundary of S . It is worth noting that horizontal movement of a segment in a strip does not change the capacity value because of translation invariance. In fact, for any segment $[a, b]$ in S and any real number s , the linear transformation

$$z \mapsto z - s$$

maps the domain $S \setminus (s + [a, b])$ onto the domain $S \setminus [a, b]$, and hence by conformal invariance of the capacity, we have

$$(4.4) \quad \text{cap}(S, s + [a, b]) = \text{cap}(S, [a, b]), \quad a, b \in S, \quad s \in \mathbb{R}.$$

Example 5. Segments with constant capacity.

For a given point a in S , consider all points $x + iy \in S \setminus \{a\}$ such that the capacity $\text{cap}(S, [a, x + iy])$ is constant. The contour lines of the function $\text{cap}(S, [a, x + iy])$ in the sub-domain $x + iy \in$

$[-3, 3] + i(-\pi/2, \pi/2) \setminus \{a\}$ are displayed in Figure 8 on the left for $a = 0$ and on the right for $a = i$. For each contour line, we have the same capacity for all segments with one end at a and the other end on the contour line. These results are again computed with $n = 2^{11}$ and $r = 0.1$.

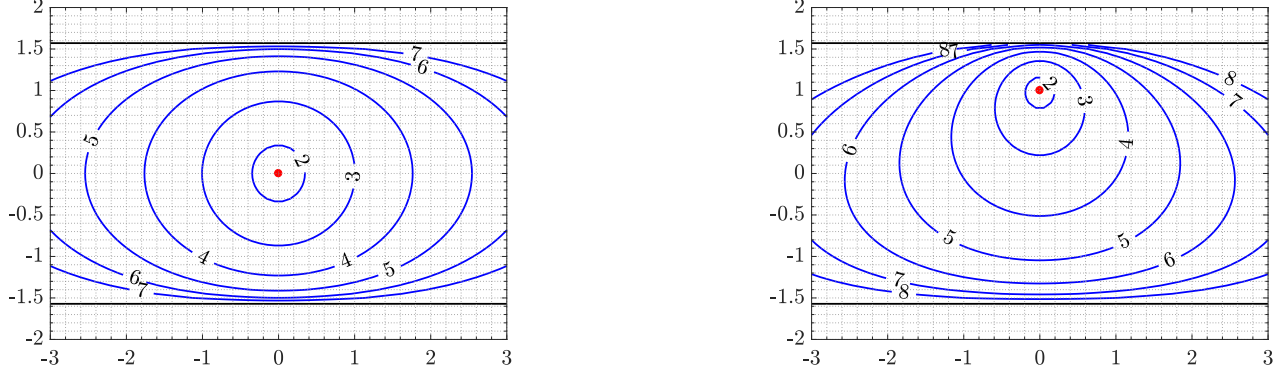


FIGURE 8. The contour lines of the capacity functions $\text{cap}(S, [0, x + iy])$ (left) and the function $\text{cap}(S, [i, x + iy])$ (right).

Example 6. $E = [a, b]$ for several values of $a, b \in S$ as in Table 2.

In this example, the above described method with $n = 2^{11}$ and $r = 0.2$ is employed to estimate the capacity $\text{cap}(S \setminus [a, b])$ for different values of a and b as shown in Table 2.

TABLE 2. The approximate values of the capacity $\text{cap}(S, [a, b])$.

a	b	$\text{cap}(S, [a, b])$
$-0.3 - 0.8i$	$-1.2 - 0.8i$	3.372252979092728
1.2	$1.5 - 0.2i$	2.029726742306373
$0.9 + 0.8i$	$0.9 - 0.4i$	3.413490085666091
0.2i	$-0.6 + i$	3.367612988931889
$-0.6 + 0.4i$	$-0.9 + 0.2i$	2.056741153810157
$-0.9 + 0.6i$	$1.2 + 0.4i$	4.805855219297114
$0.3 + i$	$-0.6i$	4.174601227716974
$0.6 - 0.2i$	$-0.3 + 0.8i$	3.636657354309163
$-1.2 - 0.6i$	$0.6 + 0.6i$	4.695006007513771
$1.5 - 0.4i$	0.3	3.394969666893102

4.3. A strip with two slits. In this subsection, we want to estimate the capacity $\text{cap}(S, E)$ where E is the union of two disjoint segments.

Example 7. $E = [a, b] \cup [c, d]$ for several values of $a, b, c, d \in S$ as in Table 3.

The above described method with $n = 2^{10}$ and $r = 0.2$ is used to compute the capacity $\text{cap}(S, [a, b] \cup [c, d])$ for several values of a, b, c and d . The obtained results are presented in Table 3.

TABLE 3. The approximate values of the capacity $\text{cap}(S, [a, b] \cup [c, d])$.

a	b	c	d	$\text{cap}(S, [a, b] \cup [c, d])$
-1	$-1 + i$	1	$1 - i$	6.0697365159628
-1	$-1 + i$	1	$1 + i$	6.0193744425645
-1	-2	1	2	5.6844096460738
$-1 + i$	$1 + i$	$-1 - i$	$1 - i$	11.029565510437

Example 8. $E = E_1 \cup E_2$ with $E_1 = -x + J$ and $E_2 = x + J$ where $J = [-i, i]$ and $x > 0$ is a real number.

In this example, we consider the two vertical segments E_1 and E_2 centered on the x -axis (middle line of the strip) and far from each other by a distance of $2x > 0$. We study the effect of this distance on $\text{cap}(S, E_1 \cup E_2)$. We take $n = 2^{11}$ and $r = \min\{0.2, x/2\}$, and compute the values of $\text{cap}(S, [-x - i, -x + i] \cup [x - i, x + i])$ as a function of x for $0.01 \leq x \leq 4$. The graph of this function is shown in Figure 9.

It follows from (4.4) that

$$\text{cap}(S, -x + J) = \text{cap}(S, x + J) = \text{cap}(S, J).$$

Hence, in view of (4.1), we have

$$\text{cap}(S, E_1) = \text{cap}(S, E_2) = \text{cap}(S, [-i, i]) = \frac{2\pi}{\mu(\sin(1))}.$$

Then, by [8, Theorem 1.8] and [13, Lemma 7.1],

$$\frac{2\pi}{\mu(\sin(1))} = \text{cap}(S, E_1) \leq \text{cap}(S, E_1 \cup E_2) \leq \text{cap}(S, E_1) + \text{cap}(S, E_2) = \frac{4\pi}{\mu(\sin(1))},$$

which is validated numerically by the presented method in Figure 9. Further, Figure 9 suggests that

$$\lim_{x \rightarrow 0^+} \text{cap}(S, E_1 \cup E_2) = \text{cap}(S, [-i, i]) = \frac{2\pi}{\mu(\sin(1))},$$

and for large x ,

$$\text{cap}(S, E_1 \cup E_2) \approx \text{cap}(S, E_1) + \text{cap}(S, E_2) = \frac{4\pi}{\mu(\sin(1))}.$$

Example 9. $E = E_1 \cup E_2$ with $E_1 = -x + I$ and $E_2 = x + I$ where $I = [-1, 1]$ and $x > 1$ is a real number.

We consider here the two horizontal segments E_1 and E_2 located on the x -axis where the distance between them is $2x > 2$. Note that $\lim_{x \rightarrow 1^+} E_1 \cup E_2 = [-2, 2]$. Further, it follows from (4.3) and (4.4) that

$$\text{cap}(S, E_1) = \text{cap}(S, E_2) = \text{cap}(S, I) = \frac{2\pi}{\mu(\tanh(1))}.$$

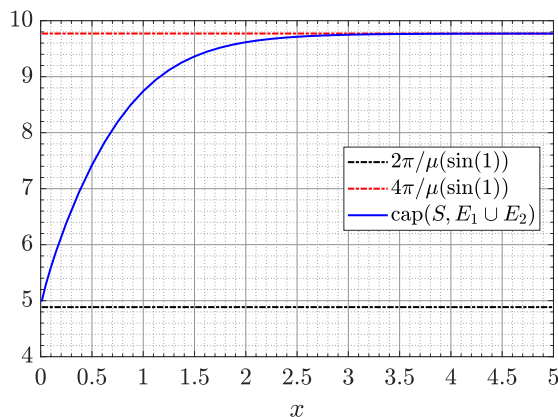


FIGURE 9. Results for Example 8: The graph of the capacity $\text{cap}(S, E_1 \cup E_2)$ where $E_1 = [-x - i, -x + i]$ and $E_2 = [x - i, x + i]$.

We use our method with $n = 2^{11}$ and $r = 0.2$ to compute the values of $\text{cap}(S, E_1 \cup E_2)$ for $1.01 \leq x \leq 4$. The graph $\text{cap}(S, E_1 \cup E_2)$, as a function of x , is shown in Figure 10. The obtained numerical results show that

$$\frac{2\pi}{\mu(\tanh(2))} = \text{cap}(S, [-2, 2]) \leq \text{cap}(S, E_1 \cup E_2) \leq \text{cap}(S, E_1) + \text{cap}(S, E_2) = \frac{4\pi}{\mu(\tanh(1))}.$$

Moreover, Figure 10 reveals that

$$\lim_{x \rightarrow 1^+} \text{cap}(S, E_1 \cup E_2) = \text{cap}(S, [-2, 2]) = \frac{2\pi}{\mu(\tanh(2))},$$

and for large x ,

$$\text{cap}(S, E_1 \cup E_2) \approx \text{cap}(S, E_1) + \text{cap}(S, E_2) = \frac{4\pi}{\mu(\tanh(1))}.$$

Figure 10 also leads to a new conjecture about the capacity of condensers in the strip domain S . Indeed, if the condenser is of the form (S, E) and $E = E_1 \cup E_2 \subset \mathbb{R}$, E_1 and E_2 are segments, and E_2 is approaching E_1 , then

$$\text{cap}(S, E) \geq \text{cap}(S, H)$$

where $H \subset \mathbb{R}$ is a segment with diameter equal to the sum of diameters of E_1 and E_2 .

Example 10. $E = E_1 \cup E_2$ where $E_1 = -xi + I$, $E_2 = xi + I$, $I = [-1, 1]$, and $x > 0$ is a real number.

In the final example concerning the case of two slits, we consider the two parallel horizontal segments E_1 and E_2 , where both of them are centered on the y -axis, and study the effect of the distance between them, which is $2x$, on the capacity $\text{cap}(S, E_1 \cup E_2)$. We use our method with $n = 2^{12}$ and $r = \min\{0.2, x/2, 1.53 - x\}$ to compute the values of $\text{cap}(S, E_1 \cup E_2)$ as a function of x for $0.01 \leq x \leq 1.5$ (see Figure 11 for the graph of this function). For this case, the exact values of the capacities $\text{cap}(S, E_1)$ and $\text{cap}(S, E_2)$ are unknown and hence will be computed numerically using the proposed method.

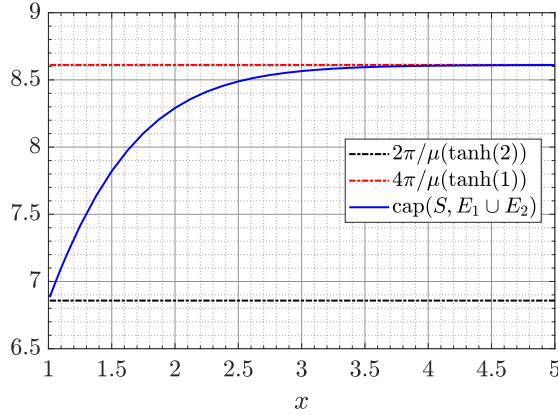


FIGURE 10. Results for Example 9: The graph of the function $\text{cap}(S, E_1 \cup E_2)$ where $E_1 = [-x - 1, -x + 1]$ and $E_2 = [x - 1, x + 1]$.

By looking at Figure 11, we can see that

$$\text{cap}(S, E_1) = \text{cap}(S, E_2) \leq \text{cap}(S, E_1 \cup E_2) \leq \text{cap}(S, E_1) + \text{cap}(S, E_2).$$

It is also clear that $\text{cap}(S, E_1 \cup E_2) \approx \text{cap}(S, E_1)$ for small x , and $\text{cap}(S, E_1 \cup E_2) \approx \text{cap}(S, E_1) + \text{cap}(S, E_2)$ for large x .

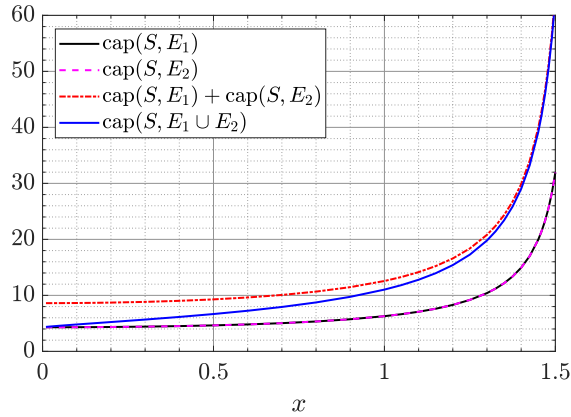


FIGURE 11. Results for Example 10: The graph of the function $\text{cap}(S, E_1 \cup E_2)$ where $E_1 = -xi + I$, $E_2 = xi + I$, $I = [-1, 1]$, and $x > 0$ is a real number.

4.4. A strip with many rectilinear slits. The last two examples illustrate that our iterative approach can be employed in the case of a multiply connected infinite strip with a high connectivity for which the exact value of the capacity is not known.

Example 11. We first consider the case of four rectilinear slits $E_1 = [2 - i, 3.5 + 0.5i]$, $E_2 = [1 + i, -1 + i]$, $E_3 = [-i, -2.5 + 0.5i]$ and $E_4 = [-3 - i, -3 + i]$ with $\delta_1 = 1$, $\delta_2 = 2$, $\delta_3 = 3$ and $\delta_4 = 4$. The approximate value of $\text{cap}(S, E, \delta)$ obtained with $n = 2^{11}$ and $r = 0.2$ is

$$\text{cap}(S, E, \delta) = 41.8434999283923.$$

Example 12. We finally take up a collection of m disjoint horizontal intervals of length $2/m$ with random location on the real axis between -4 and 4 ; see Figure 12 (left) for $m = 100$. Clearly, the sum of the diameters of all these intervals is 2 which is equal to the diameter of $E = [-1, 1]$. Note that by (4.3) the exact capacity involving the single plate E is $\text{cap}(S, E) = 2\pi/\mu(\tanh(1))$. We also consider the case when the m collection of disjoint horizontal intervals is randomly distributed in the strip $[-4, 4] \times [-1, 1]$, and denote it if so by $(\hat{E}_j)_{j=1}^m$; see Figure 12 (right) for $m = 100$.

To estimate $\text{cap}(S, \cup_{j=1}^m E_j)$ and $\text{cap}(S, \cup_{j=1}^m \hat{E}_j)$, we employ our method using $n = 2^{10}$ and $r = 0.2$. We run the code for 10 times so that to get 10 different locations for these slits. The computed values of the capacities for these 10 locations are shown in Figure 13. Note that $\cup_{j=1}^m E_j$ and $\cup_{j=1}^m \hat{E}_j$ have the same diameter as E where the center of the horizontal slits E_j are real numbers in $[-4, 4]$ and the centers of the horizontal slits \hat{E}_j are complex numbers in $[-4, 4] \times [-1, 1]$. The curves displayed in Figure 13 indicate that regardless of the slits positions, we have the following inequalities

$$\text{cap}(S, \cup_{j=1}^m \hat{E}_j) > \text{cap}(S, \cup_{j=1}^m E_j) > \text{cap}(S, E).$$

This result is somehow expected as the slits \hat{E}_j are less condensed and closer to the boundary of S when compared to the slits E_j .

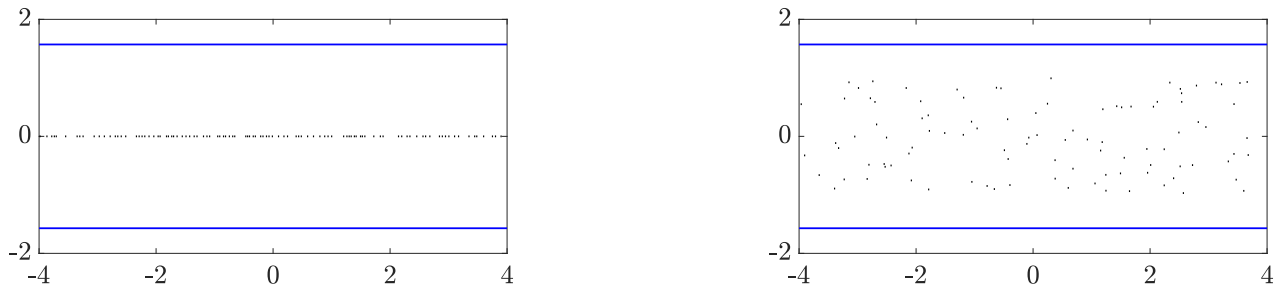


FIGURE 12. The domains $S \setminus \cup_{j=1}^m E_j$ (left) and $S \setminus \cup_{j=1}^m \hat{E}_j$ (right) in Example 12 for $m = 100$.

ACKNOWLEDGEMENTS

We are indebted to Prof. A. Solynin and Prof. D. Betsakos who have independently provided an analytic argument to confirm our experimental discovery (1.3) and Example 8.

REFERENCES

1. L.V. Ahlfors, *Conformal invariants*, McGraw-Hill, New York, 1973.
2. G. D. Anderson, M. K. Vamanamurthy, and M. Vuorinen, *Conformal invariants, inequalities and quasiconformal maps*, John Wiley, New York, 1997.
3. N. Aoyama, T. Sakajo, and H. Tanaka, *A computational theory for spiral point vortices in multiply connected domains with slit boundaries*, Japan J. Indust. Appl. Math. **30** (2013), 485–509.
4. S. Bezrodnykh, A. Bogatyrev, S. Goreinov, O. Grigoriev, H. Hakula, and M. Vuorinen, *On capacity computation for symmetric polygonal condensers*, J. Comput. Appl. Math. **361** (2019), 271–282.

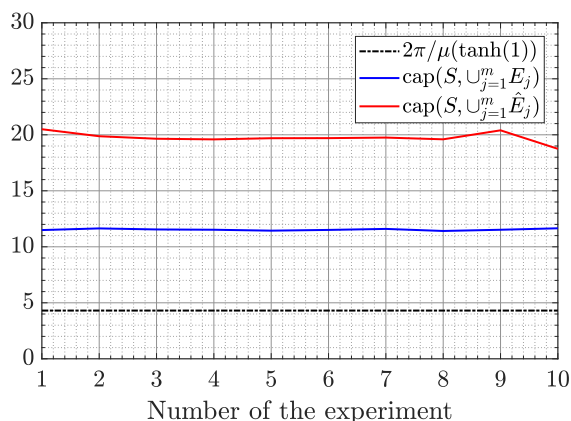


FIGURE 13. Results for Example 12: The computed values of the capacities for 10 random locations of the slits.

5. D.Dautova, S.Nasyrov, and M.Vuorinen, *Conformal module of the exterior of two rectilinear slits*, Comput. Methods Funct. Theory (2020), arXiv:1908.02459.
6. T.K. DeLillo, A.R. Elcrat, and E.H. Kropf, *Calculation of resistances for multiply connected domains using Schwarz-Christoffel transformations*, Comput. Methods Funct. Theory **11** (2011), 725–745.
7. T.A. Driscoll and L.N. Trefethen, *Schwarz-Christoffel mapping*, Cambridge University Press, Cambridge, 2002.
8. V.N. Dubinin, *Condenser capacities and symmetrization in geometric function theory*, Springer, Basel, 2014.
9. M. Embree and L.N. Trefethen, *Green's functions for multiply connected domains via conformal mapping*, SIAM Rev. **41** (1999), 745–761.
10. F.D. Gakhov, *Boundary value problems*, Pergamon Press, Oxford, 1966.
11. J.B. Garnett and D.E. Marshall, *Harmonic measure*, Cambridge University Press, Cambridge, 2008.
12. L. Greengard and Z. Gimbutas, *FMMLIB2D: A MATLAB toolbox for fast multipole method in two dimensions*, version 1.2. ed., 2012, <http://www.cims.nyu.edu/cmcl/fmm2dlib/fmm2dlib.html>. Accessed 1 Jan 2018.
13. P. Hariri, R. Klén, and M. Vuorinen, *Conformally invariant metrics and quasiconformal mappings*, Springer Monographs in Mathematics, Springer, Switzerland, 2020.
14. O. Lehto and K.I. Virtanen, *Quasiconformal mappings in the plane*, 2nd ed., Springer, Berlin, 1973.
15. S.G. Mikhlin, *Integral equations and their applications to certain problems in mechanics, mathematical physics and technology*, 2nd ed., Pergamon Press, Oxford, 1964.
16. N.I. Muskhelishvili, *Singular integral equations*, Noordhoff, Groningen, 1953.
17. M.M.S. Nasser, *Fast solution of boundary integral equations with the generalized Neumann kernel*, Electron. Trans. Numer. Anal. **44** (2015), 189–229.
18. ———, *Numerical computing of preimage domains for bounded multiply connected slit domains*, J. Sci. Comput. **78** (2019), 582–606.
19. M.M.S. Nasser and F.A.A. Al-Shihri, *A fast boundary integral equation method for conformal mapping of multiply connected regions*, SIAM J. Sci. Comput. **33** (2013), A1736–A1760.
20. M.M.S. Nasser and C.C. Green, *A fast numerical method for ideal fluid flow in domains with multiple stirrers*, Nonlinearity **31** (2018), 815–837.
21. M.M.S. Nasser and M. Vuorinen, *Numerical computation of the capacity of generalized condensers*, J. Comput. Appl. Math. **377** (2020), 112865.
22. ———, *Computation of conformal invariants*, Appl. Math. Comput. **389** (2021), 125617.
23. N. Papamichael and N. Stylianopoulos, *Numerical conformal mapping: Domain decomposition and the mapping of quadrilaterals*, World Scientific, New Jersey, 2010.

24. R. Schinzinger and P.A.A. Laura, *Conformal mapping. Methods and applications*, Dover Publications, Inc., New York, 2003.
25. A. Yu. Solynin, *Problems on the loss of heat: herd instinct versus individual feelings*, Algebra i Analiz **33** (2021), no. 5, 1–50.
26. A. Vasil'ev, *Moduli of families of curves for conformal and quasiconformal mappings*, Springer-Verlag, Berlin, 2002.
27. M. Vuorinen, *Conformal geometry and quasiregular mappings. Lecture Notes in Mathematics*, Springer-Verlag, Berlin, 1988.
28. R. Wegmann, *Methods for numerical conformal mapping*, Handbook of Complex Analysis: Geometric Function Theory, Vol. 2 (R. Kühnau, ed.), Elsevier B. V., 2005, pp. 351–477.
29. R. Wegmann and M.M.S. Nasser, *The Riemann-Hilbert problem and the generalized Neumann kernel on multiply connected regions*, J. Comput. Appl. Math. **214** (2008), 36–57.
30. G.C. Wen, *Conformal mappings and boundary value problems*, American Mathematical Society, Providence, RI, 1992.

SCHOOL OF SCIENCE AND ENGINEERING, AL AKHAWAYN UNIVERSITY, HASSAN II AVENUE, 53000 IFRANE, MOROCCO

Email address: E.Kalmoun@aui.ma

PROGRAM OF MATHEMATICS, DEPARTMENT OF MATHEMATICS, STATISTICS AND PHYSICS, COLLEGE OF ARTS AND SCIENCES, QATAR UNIVERSITY, DOHA, QATAR

Email address: mms.nasser@qu.edu.qa

DEPARTMENT OF MATHEMATICS AND STATISTICS, UNIVERSITY OF TURKU, FI-20014 TURKU, FINLAND

Email address: vuorinen@utu.fi