

An Intermediate-level Attack Framework on The Basis of Linear Regression

Yiwen Guo, Qizhang Li, Wangmeng Zuo, Hao Chen

Abstract—This paper substantially extends our work published at ECCV [1], in which an intermediate-level attack was proposed to improve the transferability of some baseline adversarial examples. We advocate to establish a direct linear mapping from the intermediate-level discrepancies (between adversarial features and benign features) to classification prediction loss of the adversarial example. In this paper, we delve deep into the core components of such a framework by performing comprehensive studies and extensive experiments. We show that 1) a variety of linear regression models can all be considered in order to establish the mapping, 2) the magnitude of the finally obtained intermediate-level discrepancy is linearly correlated with adversarial transferability, 3) further boost of the performance can be achieved by performing multiple runs of the baseline attack with random initialization. By leveraging these findings, we achieve new state-of-the-arts on transfer-based ℓ_∞ and ℓ_2 attacks.

Index Terms—Deep neural networks, adversarial examples, transferability, generalization ability

1 INTRODUCTION

THE community has witnessed a great surge of studies on adversarial examples. It has been shown that, even in a black-box setting where no information about the victim machine learning model was available, an attacker is still capable of generating adversarial examples with reasonably high attack success rates. In general, adversarial attacks in black-box settings are performed via zeroth-order optimization [2], [3], [4], [5], [6], [7], or applying boundary search [8], [9], [10], [11], or based on the transferability of adversarial examples [1], [12], [13], [14], [15], [16], [17].

The transferability of adversarial examples has drawn great interest from researchers, owing to its essential role in generating a variety of black-box adversarial examples. The phenomenon shows that adversarial examples generated on one classification model (i.e., a source model) can successfully fool other classification models (i.e., the victim models) which probably have different architectures and different parameters. Much recent work has been published to shed light on the transferability of adversarial examples and to develop ways of improving it [1], [13], [14], [15], [16], [17]. In this paper, we also take a step towards explaining and exploiting the adversarial transferability.

We focus on adversarial examples crafted on the basis of images, which are used for attacking image classification systems or other related computer vision systems. We consider the scenario in which the attacker being given a normal image classification source model $f : \mathbb{R}^n \times \mathbb{C} \rightarrow \mathbb{R}$, which is a deep neural network (DNN) that maps any input image $\mathbf{x} \in \mathbb{R}^n$ along with its ground-truth label $y \in \mathbb{C}$ to evaluation

loss, as a composition of a feature extractor g and a classifier h that evaluates the prediction made based on the extracted features, i.e., $f = h \circ g$ [1], [14], [17]. In general, g and h can be considered as two sub-nets of the original DNN model, consisting of its lower and higher layers, respectively. Note that g does not necessarily contains all the convolutional layers, and we make the depth of g a hyper-parameter that can be tuned.

We concern a problem setting (illustrated in Figure 1) in which some initial adversarial examples have already been generated following a baseline method (e.g., I-FGSM) on a source model, and we aim to enhance their transferability to unknown victim models. A linear mapping (denoted by h') is adopted in our framework instead of the original non-linear one, i.e., h , for evaluating the middle-layer features extracted by g which is believed to be largely shared among different DNN models. Results of the baseline method are utilized to establish the linear mapping h' , and the more transferable adversarial example is obtain via maximizing the output of $f' = h' \circ g$. We try various linear regression models for h' in this framework, including ridge regression, support vector regression [18], and ElasticNet [19]. We will provide evidence of why (and how) improved adversarial transferability can be achieved, and we further show how to further boost the performance in our framework. New state-of-the-arts are also achieved.

2 RELATED WORK

The transferability of adversarial examples has been intensively studied, since it was first discovered [20]. Ensemble learning [13], [21] and random augmentation [22] are two popular strategies for improving the transferability. A series of recent methods also exploit the architecture of advanced DNNs. For instance, Zhou et al. [15] proposed TAP, in which the discrepancy between benign DNN features and their adversarial counterparts was maximized. Similarly, Inkawhich et al. [23] encouraged the intermediate-level representation

- Y. Guo is an independent researcher. E-mail: guoyiwen89@gmail.com.
- Q. Li is with Tencent Big Data Security Lab and the School of Computer Science and Technology, Harbin Institute of Technology, China. E-mail: liqizhang95@gmail.com.
- W. Zuo is with the School of Computer Science and Technology, Harbin Institute of Technology, China. E-mail: cswmzuo@gmail.com.
- H. Chen is with the Department of Computer Science, University of California, Davis, US. Email: chen@ucdavis.edu.

The first two authors contribute equally to this work.

TABLE 1: Comparison of ILA++ to ILA and the baseline attack, i.e., I-FGSM. Success rate of transfer-based attacks on ImageNet is reported, with ℓ_∞ constraint in the untargeted setting. We use the symbol * to indicate when the source model is used as the target. Average is obtained on models that are different from the source model.

Method	ϵ	ResNet-50*	VGG-19 [31]	ResNet-152 [32]	Inception v3 [33]	DenseNet [34]	MobileNet v2 [35]	SENet [36]	ResNeXt [37]	WRN [38]	PNASNet [39]	MNASNet [40]	Average
I-FGSM	16/255	100.00%	61.50%	52.82%	30.86%	57.36%	58.92%	38.12%	48.88%	48.92%	28.92%	57.20%	48.35%
	8/255	100.00%	38.90%	29.36%	15.36%	34.86%	37.66%	17.76%	26.30%	26.26%	13.04%	35.08%	27.46%
	4/255	100.00%	18.86%	11.28%	6.66%	15.44%	18.36%	5.72%	9.58%	9.98%	4.14%	17.02%	11.70%
I-FGSM+ILA	16/255	99.96%	93.62%	91.50%	73.10%	92.46%	91.86%	84.22%	89.94%	89.30%	77.72%	90.78%	87.45%
	8/255	99.96%	72.86%	66.80%	38.58%	68.18%	69.64%	50.14%	62.56%	62.46%	40.80%	68.16%	60.02%
	4/255	99.94%	38.90%	29.42%	13.48%	34.04%	36.22%	18.62%	26.36%	27.42%	12.82%	35.88%	27.32%
I-FGSM+RR (ILA++)	16/255	99.96%	94.24%	92.22%	75.26%	93.22%	92.16%	85.74%	90.94%	90.20%	79.96%	91.72%	88.57%
	8/255	99.96%	75.42%	70.50%	41.90%	71.74%	72.54%	53.76%	66.32%	66.30%	44.78%	70.56%	63.38%
	4/255	99.94%	42.76%	33.14%	15.90%	38.10%	39.76%	21.06%	30.28%	31.02%	15.20%	38.72%	30.59%

of an adversarial example to be similar to that of a target example. Wu et al. [24] showed that, for models with skip connections, propagating less gradient through the main stream of a DNN led to more transferable adversarial examples. Guo et al. [17] advocated to perform backpropagation without caring about ReLU during backward pass. Other effective methods include [25], [26], [27], [28].

The most relevant work to ours is introduced by Huang et al. [29], since we both follow the problem setting in Figure 1, and we will introduce and discuss it carefully in Section 3.1.

3 LINEARIZATION AND TRANSFERABILITY

It was originally proposed in our paper [1] that the transferability of an off-the-shelf multi-step attack (e.g., the iterative fast gradient sign method, I-FGSM [30]) can be enhanced by encouraging middle-layer features of the source model to be adversarial, in the sense of maximizing ridge regression loss. The work takes an attempt towards connecting the transferability and linear regression. In what follows, we will first introduce the method and then give more discussions and insights in an unified framework.

The concerned problem setting throughout this paper is that, some initial adversarial examples have already been crafted using a baseline method like I-FGSM, and we aim to develop a method to refine the adversarial examples and enhance their transferability across a set of unseen victim models. See Figure 1. The transferability is experimentally assessed by evaluating the attack success rates on a variety of victim models, using adversarial examples generated on a single source model¹.




Fig. 1: An overview of the problem setting in [1], [14], and this paper, in which a baseline attack was performed in advance.

3.1 Intermediate-level Attacks

Suppose that I-FGSM [30] has already been performed on a source model as a baseline attack, as has been illustrated in

1. Regardless the success rate on the source model, which is generally near 100%

Figure 1, the goal of our work is to enhance the transferability of the I-FGSM results.

Given a benign example \mathbf{x} , the update rule of I-FGSM is: for the t -th step,

$$\mathbf{x}_{t+1}^{\text{adv}} = \Pi_{\Psi}(\mathbf{x}_t^{\text{adv}} + \alpha \cdot \text{sgn}(\nabla f(\mathbf{x}_t^{\text{adv}}, y))), \quad (1)$$

in which $\alpha > 0$ is the attack step size, $\mathbf{x}_0^{\text{adv}} = \mathbf{x}$, and $\Pi_{\Psi}(\cdot)$ projects its input onto the set of valid images (i.e., Ψ). If in total p steps of the I-FGSM update were performed, we could collect p temporary results $\mathbf{x}_0^{\text{adv}}, \dots, \mathbf{x}_t^{\text{adv}}, \dots, \mathbf{x}_{p-1}^{\text{adv}}$ together with the final baseline result $\mathbf{x}_p^{\text{adv}}$. We also collected the value of their corresponding prediction loss (i.e., the cross-entropy loss evaluating their prediction correctness), denoted by $l_0, \dots, l_t, \dots, l_p$. The middle-layer features are represented as $\mathbf{h}_u^{\text{adv}} = g(\mathbf{x}_u^{\text{adv}})$, for $u = 0, \dots, t, \dots, p$.

To achieve an adversarial example with improved transferability on the basis of I-FGSM [30], we proposed [1] to solve

$$\max_{\Delta_{\mathbf{x}}} (g(\mathbf{x} + \Delta_{\mathbf{x}}) - \mathbf{h}_0^{\text{adv}})^T \mathbf{w}^*, \quad \text{s.t. } (\mathbf{x} + \Delta_{\mathbf{x}}) \in \Psi \quad (2)$$

in which $\mathbf{w}^* = (\mathbf{H}^T \mathbf{H} + \lambda \mathbf{I}_m)^{-1} \mathbf{H}^T \mathbf{r}$ was obtained from a closed-form solution of a ridge regression problem, in which the t -th row of $\mathbf{H} \in \mathbb{R}^{(p+1) \times m}$ was $(\mathbf{h}_t^{\text{adv}} - \mathbf{h}_0^{\text{adv}})^T$ and the t -th entry of $\mathbf{r} \in \mathbb{R}^{p+1}$ was l_t . We showed in the paper that an approximation to \mathbf{w}^* could be obtained using $\mathbf{w}^* \approx \mathbf{H}^T \mathbf{r}$, in order to achieve higher computational efficiency. That is, we can turn to solve

$$\max_{\Delta_{\mathbf{x}}} (g(\mathbf{x} + \Delta_{\mathbf{x}}) - \mathbf{h}_0^{\text{adv}})^T \mathbf{H}^T \mathbf{r}, \quad \text{s.t. } (\mathbf{x} + \Delta_{\mathbf{x}}) \in \Psi \quad (3)$$

In a related paper, Huang et al. [14] also proposed to operate on the middle-layer features of the source model for gaining higher transferability, and their work inspired ours. Specifically, they proposed to solve

$$\max_{\Delta_{\mathbf{x}}} (g(\mathbf{x} + \Delta_{\mathbf{x}}) - \mathbf{h}_0^{\text{adv}})^T (\mathbf{h}_p^{\text{adv}} - \mathbf{h}_0^{\text{adv}}), \quad \text{s.t. } (\mathbf{x} + \Delta_{\mathbf{x}}) \in \Psi. \quad (4)$$

Apparently, their formulation in Eq. (4) can be regarded as a special case of ours in Eq. (3), in a single-step setting of I-FGSM with $p = 1$. Since both Huang et al.'s method and our method operate on the intermediate-level representations of DNNs, we will call them intermediate-level attack (ILA) and ILA++, respectively, in this paper.

3.2 Linear Regression for Obtaining \mathbf{h}'

Our ILA++ established a direct mapping from the intermediate layer of a DNN to the prediction loss, such that how

TABLE 2: Comparison of different linear regression models in ℓ_∞ attack settings. The success rate of transfer-based attacks on ImageNet is evaluated, with different ℓ_∞ constraints in the untargeted setting. We use the symbol * to indicate when the source model is used as the target. Average is calculated on the models different from the source model.

Method	ϵ	ResNet-50*	VGG-19 [31]	ResNet-152 [32]	Inception v3 [33]	DenseNet [34]	MobileNet v2 [35]	SENet [36]	ResNeXt [37]	WRN [38]	PNASNet [39]	MNASNet [40]	Average
I-FGSM	16/255	100.00%	61.50%	52.82%	30.86%	57.36%	58.92%	38.12%	48.88%	48.92%	28.92%	57.20%	48.35%
	8/255	100.00%	38.90%	29.36%	15.36%	34.86%	37.66%	17.76%	26.30%	26.26%	13.04%	35.08%	27.46%
	4/255	100.00%	18.86%	11.28%	6.66%	15.44%	18.36%	5.72%	9.58%	9.98%	4.14%	17.02%	11.70%
I-FGSM+RR	16/255	99.96%	94.24%	92.22%	75.26%	93.22%	92.16%	85.74%	90.94%	90.20%	79.96%	91.72%	88.57%
	8/255	99.96%	75.42%	70.50%	41.90%	71.74%	72.54%	53.76%	66.32%	66.30%	44.78%	70.56%	63.38%
	4/255	99.94%	42.76%	33.14%	15.90%	38.10%	39.76%	21.06%	30.28%	31.02%	15.20%	38.72%	30.59%
I-FGSM+ElasticNet	16/255	99.90%	89.76%	84.82%	63.76%	86.48%	86.84%	76.58%	82.84%	82.72%	67.14%	86.68%	80.76%
	8/255	99.92%	64.62%	54.44%	29.70%	57.46%	60.30%	41.08%	51.06%	51.22%	30.88%	59.94%	50.07%
	4/255	99.90%	31.66%	21.64%	10.62%	26.02%	29.14%	13.58%	19.40%	20.52%	9.40%	28.50%	21.05%
I-FGSM+SVR	16/255	99.96%	94.18%	92.24%	76.18%	93.18%	92.06%	85.70%	90.92%	89.96%	80.02%	92.10%	88.65%
	8/255	99.96%	75.96%	71.00%	42.96%	72.16%	72.94%	54.28%	66.86%	66.90%	45.52%	71.52%	64.01%
	4/255	99.92%	43.80%	34.64%	16.50%	38.24%	41.38%	21.88%	31.70%	32.32%	15.86%	39.62%	31.59%

TABLE 3: Comparison of different linear regression models in ℓ_2 attack settings. The success rate of transfer-based attacks on ImageNet is evaluated, with different ℓ_2 constraints in the untargeted setting. We use the symbol * to indicate when the source model is used as the target. Average is calculated on the models different from the source model.

Method	ϵ	ResNet-50*	VGG-19 [31]	ResNet-152 [32]	Inception v3 [33]	DenseNet [34]	MobileNet v2 [35]	SENet [36]	ResNeXt [37]	WRN [38]	PNASNet [39]	MNASNet [40]	Average
I-FGSM	15	99.96%	78.64%	74.94%	50.02%	76.36%	75.20%	60.18%	71.16%	71.20%	51.20%	73.80%	68.27%
	10	99.94%	64.48%	58.60%	33.64%	59.94%	60.92%	42.20%	53.98%	53.76%	33.94%	59.12%	52.06%
	5	99.98%	36.96%	28.12%	14.68%	31.70%	34.94%	18.02%	25.40%	25.82%	12.92%	33.08%	26.16%
I-FGSM+RR	15	99.92%	93.82%	91.32%	75.16%	92.32%	91.74%	83.28%	89.56%	89.28%	78.98%	91.14%	87.66%
	10	99.90%	84.42%	80.96%	56.72%	81.54%	82.08%	66.58%	77.92%	77.26%	59.28%	81.06%	74.78%
	5	99.90%	59.00%	51.76%	27.42%	54.06%	55.52%	35.76%	47.58%	47.82%	29.84%	53.82%	46.26%
I-FGSM+ElasticNet	15	99.92%	87.42%	82.22%	61.58%	84.42%	85.08%	71.16%	79.46%	79.34%	63.68%	84.60%	77.90%
	10	99.88%	75.48%	66.82%	42.96%	69.08%	71.44%	52.42%	63.18%	63.60%	43.90%	71.14%	62.00%
	5	99.74%	46.84%	38.38%	20.70%	41.66%	44.72%	26.14%	34.52%	35.22%	20.78%	43.46%	35.24%
I-FGSM+SVR	15	99.92%	94.06%	91.22%	76.16%	92.38%	91.74%	83.48%	89.42%	89.44%	78.94%	91.24%	87.81%
	10	99.90%	84.98%	81.64%	58.36%	82.28%	81.90%	66.74%	78.40%	77.88%	59.94%	80.96%	75.31%
	5	99.90%	59.08%	53.16%	29.06%	55.08%	56.26%	36.70%	48.30%	48.80%	30.88%	55.16%	47.25%

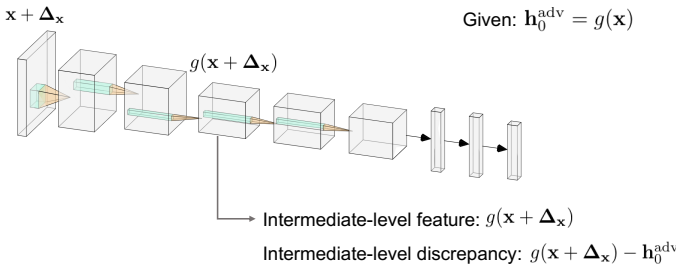


Fig. 2: Illustration of how the intermediate-level discrepancy is calculated given an adversarial input $\mathbf{x} + \Delta_{\mathbf{x}}$ and its benign counterpart \mathbf{x} . We will discuss how 1) the magnitude of the intermediate-level discrepancy (i.e., $\|g(\mathbf{x} + \Delta_{\mathbf{x}}) - \mathbf{h}_0^{\text{adv}}\|$) and 2) the directional guide for optimizing $\Delta_{\mathbf{x}}$ would affect the obtained transferability.

much classification loss the intermediate-level discrepancies shall lead to can be reasonably evaluated. It shows considerably better performance in comparison with the baseline attack and ILA (see Table 1 and other experimental results in [1]).

The effectiveness of ILA++ can be explained from different perspectives. 1) ILA++ substitutes the original nonlinear function h with a linear one, and it is likely that a more linear model leads to improved transferability of adversarial examples [17]. 2) the optimization problem in Eq. (2) aims at maximizing the projection on a directional guide $\mathbf{H}^T \mathbf{r}$ which is a linear combination of many intermediate-level discrepancies (i.e., “perturbations” of features) obtained from the iterative baseline attack. The directional guide, i.e., $\mathbf{H}^T \mathbf{r}$,

is basically a weighted sum of some baseline intermediate-level discrepancies. Such a directional guide leads to higher prediction loss and is thus more powerful.

We study whether other linear mappings improve adversarial transferability. Specifically, we focus on a framework in which the refined adversarial examples are obtained by solving Eq. (2) using off-the-shelf variants of gradient ascent (e.g., FGSM [41], I-FGSM [30], PGD [42]) and input gradient of $f' = h' \circ g$, rather than input gradient of $f = h \circ g$. We then compare different linear regression methods for learning the relationship between intermediate-level discrepancies and prediction loss. In particular, three methods are considered, including ridge regression (RR, also known as Tikhonov regularization) as in Section 3.1, ElasticNet [19], and support vector regression (SVR) [18]:

$$\begin{aligned}
 \text{RR} : \min_{\mathbf{w}} \sum_{t=0}^p z_t^2 + \lambda \|\mathbf{w}\|_2^2, \\
 \text{ElasticNet} : \min_{\mathbf{w}} \sum_{t=0}^p z_t^2 + \lambda_1 \|\mathbf{w}\|_1 + \lambda_2 \|\mathbf{w}\|_2^2, \\
 \text{SVR} : \min_{\mathbf{w}} \frac{1}{2} \|\mathbf{w}\|_2^2 \quad \text{s.t. } |z_t - b| < e,
 \end{aligned} \tag{5}$$

in which $z_t = \mathbf{w}^T (\mathbf{h}_t^{\text{adv}} - \mathbf{h}_0^{\text{adv}}) - l_t$, and b is set to zero.

By solving different optimization problems in Eq. (5), we can obtain different \mathbf{w}^* for Eq. (2). Based on them, different refined adversarial examples can eventually be obtained by solving Eq. (2) then. Other sparse coding algorithms than ElasticNet [19] are not considered, since a sparse \mathbf{w}^* in fact restricts possible directions of perturbations in the feature space, and thus lead to worse attack success rates even on

TABLE 4: Evaluation of normalized ℓ_∞ attacks. The attack success rate on ImageNet in the untargeted setting are reported. The symbol * is used to indicate when the source model is used as the target. It can be obviously seen that the performance of these linear regression models degraded significantly in comparison with the results in Table 2.

Method	ϵ	ResNet-50*	VGG-19 [31]	ResNet-152 [32]	Inception v3 [33]	DenseNet [34]	MobileNet v2 [35]	SENet [36]	ResNeXt [37]	WRN [38]	PNASNet [39]	MNASNet [40]	Average
I-FGSM	16/255	100.00%	61.50%	52.82%	30.86%	57.36%	58.92%	38.12%	48.88%	48.92%	28.92%	57.20%	48.35%
	8/255	100.00%	38.90%	29.36%	15.36%	34.86%	37.66%	17.76%	26.30%	26.26%	13.04%	35.08%	27.46%
	4/255	100.00%	18.86%	11.28%	6.66%	15.44%	18.36%	5.72%	9.58%	9.98%	4.14%	17.02%	11.70%
I-FGSM+RR (normalized)	16/255	99.94%	41.48%	34.52%	20.70%	40.66%	40.76%	20.20%	30.32%	31.74%	15.98%	38.46%	31.48%
	8/255	99.94%	35.24%	27.94%	15.90%	33.72%	35.32%	14.78%	24.44%	25.04%	11.50%	32.70%	25.66%
	4/255	99.92%	21.48%	14.76%	8.90%	19.10%	21.60%	7.18%	12.82%	12.86%	5.68%	19.44%	14.38%
I-FGSM+ElasticNet (normalized)	16/255	99.78%	24.36%	16.26%	11.06%	21.64%	24.94%	9.06%	14.12%	15.14%	7.40%	23.66%	16.76%
	8/255	99.62%	19.00%	11.58%	7.86%	15.84%	19.46%	6.22%	10.04%	10.46%	4.92%	18.70%	12.41%
	4/255	98.26%	10.46%	5.66%	4.78%	8.62%	12.30%	2.96%	5.00%	5.06%	2.36%	10.90%	6.81%
I-FGSM+SVR (normalized)	16/255	99.94%	39.86%	33.66%	20.38%	39.40%	39.72%	18.84%	29.72%	30.46%	15.46%	37.28%	30.48%
	8/255	99.94%	35.16%	27.00%	16.24%	33.04%	34.32%	14.56%	23.94%	24.68%	11.26%	31.80%	25.20%
	4/255	99.92%	21.60%	15.12%	9.42%	19.66%	22.14%	7.08%	13.08%	13.12%	5.36%	20.26%	14.68%

TABLE 5: Evaluation of normalized ℓ_2 attacks. The attack success rates on ImageNet in the untargeted setting are reported. The symbol * is used to indicate when the source model is used as the target. It can be obviously seen that the performance of these linear regression models degraded significantly in comparison with the results in Table 3.

Method	ϵ	ResNet-50*	VGG-19 [31]	ResNet-152 [32]	Inception v3 [33]	DenseNet [34]	MobileNet v2 [35]	SENet [36]	ResNeXt [37]	WRN [38]	PNASNet [39]	MNASNet [40]	Average
I-FGSM	15	99.96%	78.64%	74.94%	50.02%	76.36%	75.20%	60.18%	71.16%	71.20%	51.20%	73.80%	68.27%
	10	99.94%	64.48%	58.60%	33.64%	59.94%	60.92%	42.20%	53.98%	53.76%	33.94%	59.12%	52.06%
	5	99.98%	36.96%	28.12%	14.68%	31.70%	34.94%	18.02%	25.40%	25.82%	12.92%	33.08%	26.16%
I-FGSM+RR (normalized)	15	99.92%	72.46%	70.86%	49.46%	73.32%	71.30%	51.44%	65.04%	66.22%	44.96%	70.30%	63.54%
	10	99.90%	59.70%	57.20%	36.76%	60.46%	59.06%	37.92%	51.22%	51.52%	33.30%	57.94%	50.51%
	5	99.92%	39.52%	33.10%	19.70%	38.20%	39.08%	19.28%	30.08%	30.04%	15.92%	37.14%	30.21%
I-FGSM+ElasticNet (normalized)	15	99.88%	51.54%	42.72%	29.66%	47.20%	49.94%	30.50%	38.88%	39.46%	25.06%	50.44%	40.54%
	10	99.84%	39.44%	31.16%	20.30%	35.42%	38.80%	20.96%	28.82%	29.32%	17.68%	39.48%	30.14%
	5	98.86%	22.96%	17.10%	10.92%	20.08%	23.82%	9.84%	15.18%	14.76%	8.26%	22.42%	16.53%
I-FGSM+SVR (normalized)	15	99.92%	70.08%	68.86%	48.80%	70.86%	69.14%	49.80%	62.46%	63.62%	43.66%	68.24%	61.55%
	10	99.90%	58.10%	55.12%	36.46%	58.60%	57.76%	35.96%	49.74%	49.74%	32.10%	56.40%	49.00%
	5	99.92%	38.70%	32.30%	19.76%	37.44%	38.36%	19.10%	29.80%	29.54%	15.44%	36.40%	29.68%

the source model. We show more about this in Tables 6 and 7 by varying the hyper-parameter λ_1 in Eq. (5).

TABLE 6: Average success rate of the ℓ_∞ I-FGSM+ElasticNet on ImageNet models *excluding* ResNet-50 in the untargeted setting.

Method	ϵ	$\lambda_1 = 0.05$	$\lambda_1 = 0.1$	$\lambda_1 = 0.5$	$\lambda_1 = 1.0$
I-FGSM+ElasticNet	16/255	80.76%	78.06%	69.69%	65.24%
	8/255	50.07%	46.45%	36.40%	31.97%
	4/255	21.05%	19.31%	14.04%	11.87%

TABLE 7: Success rate of the ℓ_∞ I-FGSM+ElasticNet on the source model, *i.e.*, ResNet-50, in the untargeted setting.

Method	ϵ	$\lambda_1 = 0.05$	$\lambda_1 = 0.1$	$\lambda_1 = 0.5$	$\lambda_1 = 1.0$
I-FGSM+ElasticNet	16/255	99.90%	99.92%	99.78%	99.62%
	8/255	99.92%	99.90%	99.36%	98.16%
	4/255	99.90%	99.80%	97.48%	92.92%

We conducted an experiment on ImageNet to compare the three options in Eq. (5). Similar to other experiments, we used a pre-trained ResNet-50 [32] as the source model and evaluated attack success rates of the generated adversarial examples on a variety of victim models. As introduced in Section 3.1, in our framework, a baseline attack I-FGSM was performed in advance, and then the obtained baseline result was enhanced by solving Eq. (2) using off-the-shelf methods (here, I-FGSM again), in which \mathbf{w}^* was obtained from any of the regression models. Tables 2 and 3 summarize the success rate of the transfer-based attacks using different linear

regression models, in ℓ_∞ and ℓ_2 settings, respectively. The step size of I-FGSM is set to be $1/255$ and $\epsilon/5$ for ℓ_∞ and ℓ_2 attacks, respectively. It can be seen that all the three linear regression methods led to improved transferability on refined adversarial examples. Tables 6 and 7 report performance of I-FGSM+ElasticNet with λ_1 ranging from 0.05 to 1.0, and, in Tables 2 and 3, we provide detailed results with $\lambda_1 = 0.05$. Apparently, smaller λ_1 leads to higher success rates, yet we did not really test with further smaller λ_1 , since solution to the ElasticNet optimization became inaccurate, as suggested by the Python `sklearn` package. As $\lambda_1 \rightarrow 0$, ElasticNet boils down to ridge regression, and we shall observe similar performance on I-FGSM+RR and I-FGSM+ElasticNet. λ and C were set to $1e10$ and $1e-10$, respectively, for obtaining the results in Table 2 and 3. Note that C is introduced for solving the SVR problem in Eq. (5) and it is inversely proportional to the strength of the SVR regularization. How the hyper-parameters affect the performance of these methods will be discussed in the following subsection.

3.3 Maximizing Feature Distortion

Solving the optimization problem in Eq. (2) indicates that: 1) maximizing the middle-layer distortion (*i.e.*, the magnitude of the intermediate-level feature discrepancy $g(\mathbf{x} + \Delta_{\mathbf{x}}) - \mathbf{h}_0^{\text{adv}}$) invoked by the adversarial example $\mathbf{x} + \Delta_{\mathbf{x}}$, and 2) maximizing the cosine similarity between $g(\mathbf{x} + \Delta_{\mathbf{x}}) - \mathbf{h}_0^{\text{adv}}$ and a reasonably chosen directional guide (*i.e.*, $\mathbf{w}^*/\|\mathbf{w}^*\|$). It is of yet unclear whether both the two factors are essential for improving the transferability. In this subsection and the

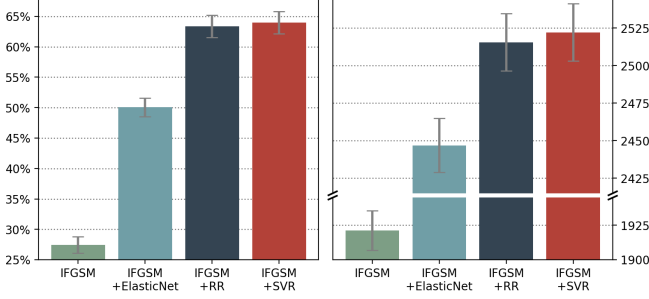


Fig. 3: On the left is the average success rate of the four methods, and on the right the average ℓ_2 magnitude of the intermediate-level discrepancies. Apparently, they are positively correlated, and larger intermediate-level distortions lead to higher attack success rates on the victim models.

following subsection, we aim to shed more light on it. We will first show how the magnitude of the intermediate-level discrepancy (i.e., $\|g(\mathbf{x} + \Delta_{\mathbf{x}}) - \mathbf{h}_0^{\text{adv}}\|$) affects transferability of the refined adversarial examples and attack success rates.

We show in Figure 3 the magnitude of intermediate-level discrepancies obtained using the four methods (i.e., I-FGSM, I-FGSM+RR, I-FGSM+ElasticNet, and I-FGSM+SVR), together with the obtained average attack success rates. The error bar in each subplot has been uniformly scaled to make the illustration clearer, considering that both the magnitude and the attack success rate vary drastically across victim models. As can be observed, the magnitude of intermediate-level discrepancies is positively correlated with the average success rate and the transferability.

Some of the hyper-parameters in fact make considerable impact on the intermediate-level distortions, e.g., λ in the formulation of ridge regression, λ_1 and λ_2 in ElasticNet, and C in SVR. We have discussed λ_1 in Tables 6 and 7, and we know the other regularization hyper-parameter (i.e., λ_2) in ElasticNet plays the same role as λ in ridge regression. Therefore, here we mostly report the results of I-FGSM+RR and I-FGSM+SVR by varying λ and C , respectively. We can observe in Figure 4 that, when larger intermediate-level distortions were obtained (by tuning the hyper-parameters), higher attack success rates were obtained, which also shows the positive correlation between the transferability of adversarial examples and the magnitude of the intermediate-level discrepancies.

We further test how these methods perform when the intermediate-level feature distortion is not encouraged to be enlarged in linear regression. We consider linear mappings between the *normalized* intermediate-level discrepancies and the prediction loss of the source model. With such a mapping (denoted by $\tilde{\mathbf{w}}^*$ here), we can rewrite the optimization problem as:

$$\max_{\Delta_{\mathbf{x}}} \left(\frac{g(\mathbf{x} + \Delta_{\mathbf{x}}) - \mathbf{h}_0^{\text{adv}}}{\|g(\mathbf{x} + \Delta_{\mathbf{x}}) - \mathbf{h}_0^{\text{adv}}\|_2} \right)^T \tilde{\mathbf{w}}^*, \text{ s.t. } (\mathbf{x} + \Delta_{\mathbf{x}}) \in \Psi \quad (6)$$

in which the magnitude of $g(\mathbf{x} + \Delta_{\mathbf{x}}) - \mathbf{h}_0^{\text{adv}}$ is not encouraged to be maximized in obtaining the final refined adversarial example.

For solving the optimization problem in Eq. (6), attacks can similarly be performed using off-the-shelf methods,

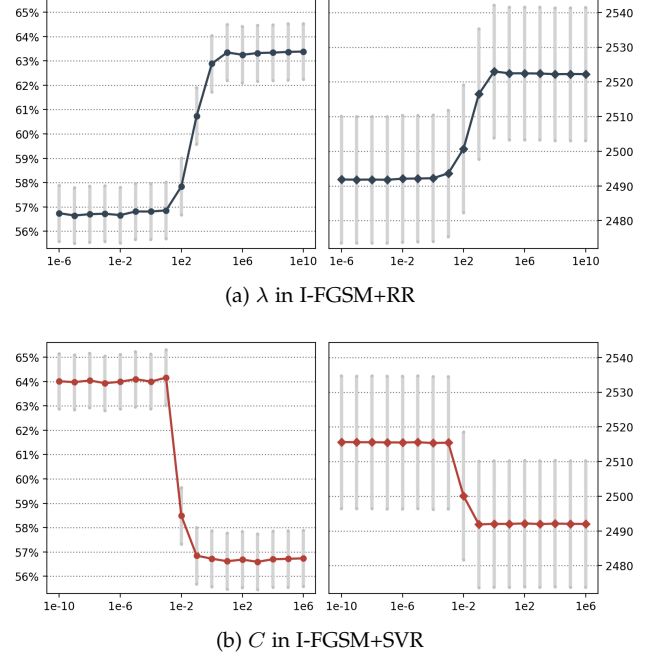


Fig. 4: How the hyper-parameters of the linear regression methods affect the average success rate and middle-layer distortion (i.e., the magnitude of intermediate-level discrepancies). On the left subplots, we report the success rates, and on the right subplots, we report the magnitudes. $\epsilon = 8/255$.

e.g., FGSM [41], I-FGSM [30], PGD [42]. Tables 4 and 5 demonstrate that such “normalized” attacks fail to achieve satisfactory results on the ImageNet victim models. In the ℓ_∞ setting, I-FGSM+RR achieves an average success rate of 29.17%, 22.63%, and 11.39%, under $\epsilon = 16/255$, $8/255$, and $4/255$, respectively. The obtained attack success rates are generally no higher than the baseline I-FGSM results under $\epsilon = 16/255$ and $8/255$ and far lower than those obtained when no normalization is enforced. Similar observations can be made on the ℓ_2 attack setting. We thus know from the experimental results that the magnitude of the intermediate-level discrepancies is an essential factor.

3.4 Direction Matters As Well

In Section 3.3, we have demonstrated that the magnitude of intermediate-level discrepancies matters in improving the transferability of adversarial examples. In this subsection, we will show that the choice of directional guide also affects the final attack success rates.

We have shown several different options for obtaining \mathbf{w}^* . One can see that, by tuning C , I-FGSM+SVR outperforms I-FGSM+RR, as demonstrated in Table 2 and Figure 4. We can also observe that I-FGSM+RR finally did not lead to larger intermediate-level discrepancies than I-FGSM+SVR, implying that the choice of the directional guide (or say the direction of the feature perturbation) also matters.

We further try using random vectors as directional guides. We shall stick with the optimization problem (2), except that now we are free to use any method for generating data for obtaining \mathbf{w}^* . Several different ways can be tested, to achieve the goal. First, we can use random perturbations (rather than the baseline adversarial perturbations) to get a

TABLE 8: Evaluation of random directional guides in the input space. The attack success rates on ImageNet are reported, with ℓ_∞ constraints in the untargeted setting. The symbol * is used to indicate when the source model is used as the target. We see that random directional guides lead to poor transferability in comparison to the results in Table 2.

Method	ϵ	ResNet-50*	VGG-19 [31]	ResNet-152 [32]	Inception v3 [33]	DenseNet [34]	MobileNet v2 [35]	SENet [36]	ResNeXt [37]	WRN [38]	PNASNet [39]	MNASNet [40]	Average
I-FGSM	16/255	100.00%	61.50%	52.82%	30.86%	57.36%	58.92%	38.12%	48.88%	48.92%	28.92%	57.20%	48.35%
	8/255	100.00%	38.90%	29.36%	15.36%	34.86%	37.66%	17.76%	26.30%	26.26%	13.04%	35.08%	27.46%
	4/255	100.00%	18.86%	11.28%	6.66%	15.44%	18.36%	5.72%	9.58%	9.98%	4.14%	17.02%	11.70%
Rand+RR	16/255	97.82%	66.26%	50.80%	31.44%	61.50%	76.50%	41.60%	45.50%	50.50%	17.74%	69.56%	51.14%
	8/255	90.94%	35.66%	18.96%	9.96%	27.94%	36.06%	12.98%	16.32%	19.86%	5.18%	29.58%	21.25%
	4/255	62.86%	12.72%	5.30%	4.20%	9.22%	11.20%	3.52%	4.64%	5.98%	1.54%	9.16%	6.75%
Rand+ElasticNet	16/255	98.56%	64.14%	44.60%	21.86%	47.30%	64.02%	40.10%	43.44%	48.34%	19.08%	63.20%	45.61%
	8/255	93.22%	26.58%	13.26%	7.78%	17.00%	24.86%	9.96%	14.30%	14.30%	4.12%	23.56%	15.23%
	4/255	59.42%	7.84%	2.96%	3.84%	5.34%	8.60%	2.06%	2.62%	3.28%	1.18%	7.78%	4.55%
Rand+SVR	16/255	97.76%	66.52%	50.84%	31.68%	61.82%	76.04%	41.54%	45.84%	50.30%	17.66%	69.74%	51.20%
	8/255	91.02%	35.32%	18.92%	10.06%	27.84%	36.06%	12.86%	16.52%	19.74%	5.40%	29.44%	21.22%
	4/255	62.86%	12.62%	4.92%	4.46%	9.24%	11.28%	3.24%	4.36%	5.74%	1.52%	8.80%	6.62%

TABLE 9: Evaluation of random directional guides generated directly in the feature space (indicated as Rand[†]). The attack success rates on ImageNet are reported, with ℓ_∞ constraints in the untargeted setting. The symbol * is used to indicate when the source model is used as the target. We see that random directional guides lead to poor transferability.

Method	ϵ	ResNet-50*	VGG-19 [31]	ResNet-152 [32]	Inception v3 [33]	DenseNet [34]	MobileNet v2 [35]	SENet [36]	ResNeXt [37]	WRN [38]	PNASNet [39]	MNASNet [40]	Average
I-FGSM	16/255	100.00%	61.50%	52.82%	30.86%	57.36%	58.92%	38.12%	48.88%	48.92%	28.92%	57.20%	48.35%
	8/255	100.00%	38.90%	29.36%	15.36%	34.86%	37.66%	17.76%	26.30%	26.26%	13.04%	35.08%	27.46%
	4/255	100.00%	18.86%	11.28%	6.66%	15.44%	18.36%	5.72%	9.58%	9.98%	4.14%	17.02%	11.70%
Rand [†] +RR	16/255	92.58%	53.46%	31.72%	22.52%	35.48%	48.10%	30.34%	30.00%	35.20%	15.74%	47.16%	34.97%
	8/255	68.44%	21.24%	9.46%	7.84%	12.64%	20.20%	8.52%	9.02%	10.48%	3.76%	19.48%	12.26%
	4/255	24.40%	7.04%	2.40%	3.32%	4.38%	7.90%	2.22%	2.70%	3.16%	0.98%	7.40%	4.15%
Rand [†] +ElasticNet	16/255	57.28%	38.56%	29.88%	19.78%	31.06%	39.40%	27.12%	28.70%	29.90%	15.06%	38.36%	29.78%
	8/255	45.14%	18.42%	10.44%	7.52%	12.08%	18.46%	8.20%	9.26%	10.22%	3.66%	17.72%	11.60%
	4/255	24.78%	6.64%	2.60%	3.50%	4.70%	8.06%	1.88%	2.52%	2.76%	1.22%	7.40%	4.13%
Rand [†] +SVR	16/255	92.58%	53.40%	31.64%	22.54%	35.24%	47.54%	30.78%	30.24%	35.26%	15.86%	47.08%	34.96%
	8/255	68.52%	20.56%	9.52%	7.38%	11.90%	20.16%	8.78%	8.98%	10.78%	3.64%	19.52%	12.12%
	4/255	24.64%	6.96%	2.46%	3.26%	4.26%	8.16%	2.12%	2.78%	2.92%	1.20%	7.46%	4.16%

set of inputs. That is, we can add $\Delta_0, \dots, \Delta_{p-1}$, in which $\Delta_t \sim \mathcal{N}(0, \Sigma)$, $\forall 0 \leq t \leq p-1$, to \mathbf{x} and get p inputs $\mathbf{x} + \Delta_0, \dots, \mathbf{x} + \Delta_{p-1}$. Given these inputs, the intermediate-level discrepancies and prediction loss on the source model can then be computed, and we can further obtain a linear regression model using for example RR, ElasticNet, and SVR. An alternative method is to incorporate randomness on the hidden layer. That is, we may first compute $\mathbf{h}_0^{\text{adv}} = g(\mathbf{x})$ and then add random perturbations $\Delta'_0, \dots, \Delta'_{p-1}$, in which $\Delta'_t \sim \mathcal{N}(0, \Sigma')$, $\forall 0 \leq t \leq p-1$, to $\mathbf{h}_0^{\text{adv}}$ and evaluate the prediction loss on the basis of the perturbed features. The linear regression model is then similarly obtained and Eq. (2) is to be solved.

Tables 8 and 9 summarize the attack success rates using the two sorts of random directions, respectively. It can be seen that, since the random directions did not lead to high prediction error even on the ResNet-50 source model, the final attack success rates on the concerned victim models are also unsatisfactory. We would like to further mention that the magnitude of intermediate-level discrepancies are, nevertheless, high. More specifically, for random directional guides, average magnitude of the obtained intermediate-level discrepancies can achieve 2077.92, yet the final average success rate on the victim models is at most 21.25% under $\epsilon = 8/255$, which is even worse than the I-FGSM baseline (i.e., 27.46% with 1921.30). That is, given random (and thus non-disruptive) directional guides, it is challenging to learn adversarial examples that could achieve satisfactory attack success rates on the source model even with more significant intermediate-level perturbations. This can be ascribed to the

high dimensionality of the intermediate-level feature space, and we therefore conclude that the direction matters as well.

Comparing the two sorts of random directional guides, we also conclude that random directions in the input space lead to slightly more disruptive attacks in contrast to that derived from random vectors in the feature space. We believe this is unsurprising, as random vectors in the feature space do not necessarily lie on the image manifold and can be misleading for guiding intermediate-level attacks.

4 TO FURTHER BOOST THE PERFORMANCE

We conclude from Section 3 that: 1) more transferable adversarial examples can be obtained by taking advantage of some linear regression models learned from the temporary results $\mathbf{x}_0^{\text{adv}}, \dots, \mathbf{x}_t^{\text{adv}}, \dots, \mathbf{x}_{p-1}^{\text{adv}}$ of a multi-step baseline attack, and 2) it is challenging to learn a disruptive adversarial example given only random intermediate-level feature discrepancies and their corresponding prediction loss. Nevertheless, for a p -step baseline attack, the method is only capable of collecting $p+1$ samples to train a linear regression model, let alone later results (with relatively large t) of the baseline attack are all very similar and thus less informative, as can be seen in Figure 5. As such, one plausible way of further improving performance in our framework is to apply more than one baseline search and collect more diverse directional guides, if computational complexity of the baseline attack is not a primary concern. Eq. (2) is still utilized to encourage maximal intermediate-level distortion with these directional guides.

TABLE 10: Further performance gain can be achieved by performing more than one run of a baseline method and using a more powerful baseline attack, e.g., LinBP. The attack success rates on ImageNet are reported, with ℓ_∞ constraints in the untargeted setting. The symbol * is used to indicate when the source model is used as the target.

Method	ϵ	ResNet-50*	VGG-19 [31]	ResNet-152 [32]	Inception v3 [33]	DenseNet [34]	MobileNet v2 [35]	SENet [36]	ResNeXt [37]	WRN [38]	PNASNet [39]	MNASNet [40]	Average
LinBP	16/255	100.00%	93.04%	89.42%	60.72%	90.34%	88.90%	77.26%	84.38%	85.06%	63.78%	87.78%	82.07%
	8/255	100.00%	71.72%	58.58%	29.54%	63.42%	64.42%	41.36%	51.22%	54.62%	29.98%	62.52%	52.74%
	4/255	99.98%	36.28%	22.48%	10.60%	28.72%	31.80%	13.40%	18.12%	20.26%	8.74%	30.06%	22.05%
LinBP ($\times 10$) +RR	16/255	100.00%	97.80%	96.28%	85.22%	97.48%	97.40%	91.26%	95.18%	94.78%	87.28%	96.74%	93.94%
	8/255	100.00%	86.50%	78.26%	49.38%	81.86%	82.94%	61.86%	73.18%	74.16%	51.92%	81.56%	72.16%
	4/255	99.92%	52.32%	36.94%	17.22%	44.50%	46.70%	23.52%	32.18%	34.12%	16.66%	45.76%	34.99%
LinBP ($\times 10$) +ElasticNet	16/255	100.00%	94.04%	88.02%	68.42%	90.82%	91.62%	80.52%	85.20%	85.68%	70.48%	90.54%	84.53%
	8/255	99.94%	71.88%	56.40%	30.74%	61.74%	65.76%	42.92%	51.82%	52.98%	30.42%	63.98%	52.86%
	4/255	99.32%	35.30%	22.02%	10.70%	27.22%	31.48%	14.00%	18.64%	20.52%	8.82%	31.54%	22.02%
LinBP ($\times 10$) +SVR	16/255	100.00%	97.54%	95.50%	84.48%	96.94%	96.86%	90.28%	94.62%	94.34%	86.22%	96.40%	93.32%
	8/255	100.00%	85.70%	77.40%	49.24%	81.58%	82.58%	61.40%	72.20%	73.34%	51.38%	81.20%	71.60%
	4/255	99.88%	51.88%	37.16%	17.32%	44.26%	46.60%	23.62%	31.78%	34.18%	16.44%	46.20%	34.94%

TABLE 11: Further performance gain can be achieved by performing more than one run of a baseline method and using a more powerful baseline attack, e.g., LinBP. The attack success rates on ImageNet are reported, with ℓ_2 constraints in the untargeted setting. The symbol * is used to indicate when the source model is used as the target.

Method	ϵ	ResNet-50*	VGG-19 [31]	ResNet-152 [32]	Inception v3 [33]	DenseNet [34]	MobileNet v2 [35]	SENet [36]	ResNeXt [37]	WRN [38]	PNASNet [39]	MNASNet [40]	Average
LinBP	15	100.00%	96.98%	95.80%	79.96%	96.16%	94.98%	89.42%	93.96%	93.62%	82.16%	94.34%	91.74%
	10	100.00%	89.88%	84.00%	56.16%	85.34%	84.72%	69.46%	79.08%	79.76%	58.44%	82.82%	76.97%
	5	100.00%	61.36%	45.70%	21.50%	52.02%	52.32%	30.30%	39.26%	42.02%	22.26%	49.50%	41.62%
LinBP ($\times 10$) +RR	15	100.00%	98.10%	96.62%	88.28%	97.82%	97.40%	92.18%	95.38%	95.58%	89.88%	97.06%	94.83%
	10	100.00%	93.76%	89.76%	68.66%	92.00%	92.32%	78.30%	86.70%	86.64%	71.44%	91.10%	85.07%
	5	99.94%	72.08%	58.66%	31.52%	64.18%	66.38%	41.46%	52.44%	54.92%	33.02%	65.22%	53.99%
LinBP ($\times 10$) +ElasticNet	15	99.96%	94.12%	89.80%	73.04%	92.12%	92.30%	80.12%	86.82%	87.12%	74.72%	91.48%	86.16%
	10	99.96%	84.78%	74.92%	51.22%	78.84%	81.34%	59.84%	70.28%	70.70%	50.94%	80.14%	70.30%
	5	99.04%	54.26%	40.42%	21.00%	46.40%	50.96%	28.52%	36.04%	37.12%	20.78%	49.76%	38.53%
LinBP ($\times 10$) +SVR	15	100.00%	98.04%	96.40%	87.36%	97.52%	97.34%	91.92%	95.16%	95.50%	89.12%	97.10%	94.55%
	10	100.00%	93.44%	89.02%	68.60%	91.34%	92.34%	77.48%	85.92%	86.70%	70.52%	91.02%	84.64%
	5	99.90%	71.28%	58.20%	31.74%	63.94%	66.70%	41.52%	52.32%	54.40%	32.86%	64.94%	53.79%




Fig. 5: Visualization of the obtained adversarial perturbations using I-FGSM on a benign example. It can be seen that perturbations at later iterations are all very similar. $\epsilon = 8/255$.

Our first attempt is to perform several runs of the PGD baseline attack [42], which adopts a random perturbation (on the benign example) ahead of performing the standard I-FGSM. Benefiting from the random perturbations, we can expect different temporary results for different runs of the baseline attack. An experiment was conducted to evaluate the effectiveness of this simple idea. Specifically, we performed 10 runs of PGD used RR, ElasticNet, and SVR to established the linear mapping. We obtained an average success rate of 66.14% on ImageNet with SVR under $\epsilon = 8/255$, outperforming the result in Table 2 significantly. How the performance of our methods varies with the number of PGD runs is illustrated in Figure 6. It can be seen that, for RR and SVR, increasing the number of PGD runs improves the average attack success rate. While for ElasticNet which is a sparse coding method, the result is unstable. For ℓ_∞ attacks

with other ϵ settings (i.e., 16/255 and 4/255) and ℓ_2 attacks, similar observations can be made, i.e., the best results is obtained with SVR, and RR achieved the second best.

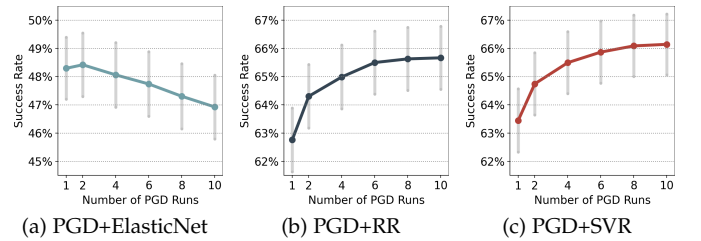


Fig. 6: How the number of PGD runs affects the average attack success rate in our framework. $\epsilon = 8/255$.

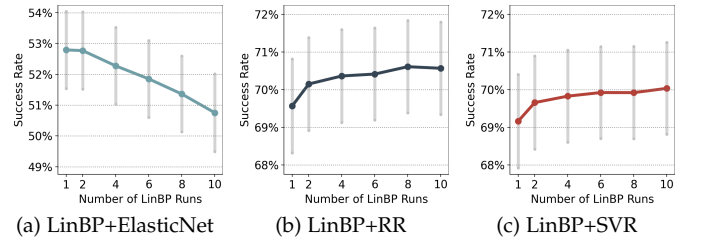


Fig. 7: How the number of LinBP runs affects the average attack success rate in our framework. $\epsilon = 8/255$.

More powerful baseline attack also leads to more transferable adversarial examples after refinement in our frame-

work. Therefore, it is natural to try more advanced methods than I-FGSM and PGD. We have tested with MI-FGSM [43], TAP [15], and LinBP [17]. Together with random perturbations beforehand, each of these methods can be performed more than once for collecting diverse directional guides. Results showed that LinBP is the best in this regard, assisting RR in our framework to achieve an average attack success rate of 94.83%, 72.16%, and 53.99% under $\epsilon = 16/255$, $8/255$, and $4/255$, respectively. For comparison, our ILA++ in its default setting achieves 88.57%, 63.38%, and 30.59%, respectively (as reported in Table 1). Figure 7, Table 10, and Table 11 report more detailed results. Due to the space limit of the paper, we omit results with MI-FGSM and TAP in this paper, and it is worthy noting that different baseline methods might favor different linear regression models, cf. Figure 6 and Figure 7.

5 EXPERIMENTAL SETTINGS

In this section, we will introduce detailed experimental settings for all the experiments in this paper.

5.1 General Settings

All the experiments were performed on the same set of ImageNet [44] models, i.e., ResNet-50 [32], VGG-19 [31], ResNet-152 [32], Inception v3 [33], DenseNet [34], MobileNet v2 [35], SENet [36], ResNeXt [37], WRN [38], PNASNet [39], and MNASNet [40]. These models are popularly used and can achieve reasonably high prediction accuracy on the ImageNet validation set: 76.15% (ResNet-50), 74.24% (VGG-19), 78.31% (ResNet-152), 77.45% (Inception v3), 74.65% (DenseNet), 71.18% (MobileNet v2), 81.30% (SENet), 79.31% (ResNeXt), 78.84% (WRN), 82.74% (PNASNet), and 73.51% (MNASNet). To keep in line with the work in [1], we chose ResNet-50 as the source model. Some victim models have different pre-processing pipelines, and we followed their official settings. For instance, for DenseNet, we resized its input images to 256×256 and then cropped them to 224×224 at center. We randomly sampled 5,000 test images that can be correctly classified by all the victim models from the ImageNet validation set for evaluating attacks. Specifically, these images were from 500 (randomly chosen) classes, and we had 10 images per class. For the constraint on perturbations and step size, we tested $\epsilon = 16/255, 8/255, 4/255$ with a common step size of $1/255$ for ℓ_∞ attacks, and we tested $\epsilon = 15.0, 10.0, 5.0$ using $\epsilon/5$ as the step size for ℓ_2 attacks. We run 100 iterations for I-FGSM and LinBP. We let $p = 10$ for attacks using temporary results from the baseline attack (in Section 3). Then, with 10 runs, we have $10 \times 10 = 100$ samples for establishing a linear mapping. After updating the adversarial examples at each attack iteration, they were clipped to the range of $[0.0, 1.0]$ to keep the validity of being images. Since the concerned attacks utilize intermediate-level representations, the choice of hidden layer should have an impact on the performance of the attacks. Unless otherwise clarified, we always chose the first block of the third meta-block of ResNet-50. For LinBP, the last six building blocks in Resnet-50 are modified to be more linear during backpropagation.


6 CONCLUSION

We have demonstrated that the transferability of adversarial examples can be substantially improved by establishing a linear mapping directly from some middle-layer features (of a source DNN) to its prediction loss. Various linear regression models can thus be chosen for achieving the goal, and we have shown the effectiveness using RR, ElasticNet, and SVR. We have carefully analyzed core components of the framework and shown that given powerful directional guides, the magnitude of intermediate-level feature discrepancies is correlated with the transferability. Using random directional guides or normalizing feature discrepancies as in Eq. (6) shall lead to poor attack performance. Given all these facts, we have demonstrated that further improved attack performance can be obtained via collecting more diverse yet still powerful directional guides. New state-of-the-arts have been achieved.

REFERENCES

- [1] Q. Li, Y. Guo, and H. Chen, "Yet another intermediate-level attack," in *ECCV*, 2020.
- [2] P.-Y. Chen, H. Zhang, Y. Sharma, J. Yi, and C.-J. Hsieh, "Zoo: Zeroth order optimization based black-box attacks to deep neural networks without training substitute models," in *Proceedings of the 10th ACM Workshop on Artificial Intelligence and Security*. ACM, 2017, pp. 15–26.
- [3] C.-C. Tu, P. Ting, P.-Y. Chen, S. Liu, H. Zhang, J. Yi, C.-J. Hsieh, and S.-M. Cheng, "Autozoom: Autoencoder-based zeroth order optimization method for attacking black-box neural networks," in *AAAI*, 2019.
- [4] A. Nitin Bhagoji, W. He, B. Li, and D. Song, "Practical black-box attacks on deep neural networks using efficient query mechanisms," in *ECCV*, 2018.
- [5] A. Ilyas, L. Engstrom, A. Athalye, and J. Lin, "Black-box adversarial attacks with limited queries and information," in *ICML*, 2018.
- [6] A. Ilyas, L. Engstrom, and A. Madry, "Prior convictions: Black-box adversarial attacks with bandits and priors," in *ICLR*, 2019.
- [7] C. Guo, J. R. Gardner, Y. You, A. G. Wilson, and K. Q. Weinberger, "Simple black-box adversarial attacks," in *ICML*, 2019.
- [8] W. Brendel, J. Rauber, and M. Bethge, "Decision-based adversarial attacks: Reliable attacks against black-box machine learning models," *arXiv preprint arXiv:1712.04248*, 2017.
- [9] F. Croce and M. Hein, "Minimally distorted adversarial examples with a fast adaptive boundary attack," in *International Conference on Machine Learning*. PMLR, 2020, pp. 2196–2205.
- [10] J. Chen, M. I. Jordan, and M. J. Wainwright, "Hopskipjumpattack: A query-efficient decision-based attack," in *symposium on security and privacy (sp)*. IEEE, 2020, pp. 1277–1294.
- [11] Z. Yan, Y. Guo, J. Liang, and C. Zhang, "Policy-driven attack: learning to query for hard-label black-box adversarial examples," in *ICLR*, 2021.
- [12] N. Papernot, P. McDaniel, I. Goodfellow, S. Jha, Z. B. Celik, and A. Swami, "Practical black-box attacks against machine learning," in *Asia Conference on Computer and Communications Security*, 2017.
- [13] Y. Liu, X. Chen, C. Liu, and D. Song, "Delving into transferable adversarial examples and black-box attacks," in *ICLR*, 2017.
- [14] Z. Huang and T. Zhang, "Black-box adversarial attack with transferable model-based embedding," in *ICLR*, 2020.
- [15] W. Zhou, X. Hou, Y. Chen, M. Tang, X. Huang, X. Gan, and Y. Yang, "Transferable adversarial perturbations," in *ECCV*, 2018.
- [16] Z. Yan, Y. Guo, and C. Zhang, "Subspace attack: Exploiting promising subspaces for query-efficient black-box attacks," in *NeurIPS*, 2019.
- [17] Y. Guo, Q. Li, and H. Chen, "Backpropagating linearly improves transferability of adversarial examples," in *NeurIPS*, 2020.
- [18] J. Platt *et al.*, "Probabilistic outputs for support vector machines and comparisons to regularized likelihood methods," *Advances in large margin classifiers*, vol. 10, no. 3, pp. 61–74, 1999.
- [19] H. Zou and T. Hastie, "Regularization and variable selection via the elastic net," *Journal of the Royal Statistical Society: Series B (Methodology)*, vol. 67, no. 2, pp. 301–320, 2005.

- [20] C. Szegedy, W. Zaremba, I. Sutskever, J. Bruna, D. Erhan, I. Goodfellow, and R. Fergus, "Intriguing properties of neural networks," in *ICLR*, 2014.
- [21] Y. Dong, T. Pang, H. Su, and J. Zhu, "Evading defenses to transferable adversarial examples by translation-invariant attacks," in *Proceedings of the IEEE/CVF Conference on Computer Vision and Pattern Recognition*, 2019, pp. 4312–4321.
- [22] C. Xie, Z. Zhang, Y. Zhou, S. Bai, J. Wang, Z. Ren, and A. L. Yuille, "Improving transferability of adversarial examples with input diversity," in *CVPR*, 2019.
- [23] N. Inkawhich, W. Wen, H. H. Li, and Y. Chen, "Feature space perturbations yield more transferable adversarial examples," in *CVPR*, 2019.
- [24] D. Wu, Y. Wang, S.-T. Xia, J. Bailey, and X. Ma, "Rethinking the security of skip connections in resnet-like neural networks," in *ICLR*, 2020.
- [25] X. Wang, J. Ren, S. Lin, X. Zhu, Y. Wang, and Q. Zhang, "A unified approach to interpreting and boosting adversarial transferability," in *International Conference on Learning Representations*, 2020.
- [26] Z. Wang, H. Guo, Z. Zhang, W. Liu, Z. Qin, and K. Ren, "Feature importance-aware transferable adversarial attacks," in *Proceedings of the IEEE/CVF International Conference on Computer Vision*, 2021, pp. 7639–7648.
- [27] Y. Zhu, J. Sun, and Z. Li, "Rethinking adversarial transferability from a data distribution perspective," in *International Conference on Learning Representations*, 2021.
- [28] J. Springer, M. Mitchell, and G. Kenyon, "A little robustness goes a long way: Leveraging robust features for targeted transfer attacks," *Advances in Neural Information Processing Systems*, vol. 34, 2021.
- [29] Q. Huang, I. Katsman, H. He, Z. Gu, S. Belongie, and S.-N. Lim, "Enhancing adversarial example transferability with an intermediate level attack," in *ICCV*, 2019.
- [30] A. Kurakin, I. Goodfellow, and S. Bengio, "Adversarial machine learning at scale," in *ICLR*, 2017.
- [31] K. Simonyan and A. Zisserman, "Very deep convolutional networks for large-scale image recognition," in *ICLR*, 2015.
- [32] K. He, X. Zhang, S. Ren, and J. Sun, "Deep residual learning for image recognition," in *CVPR*, 2016.
- [33] C. Szegedy, V. Vanhoucke, S. Ioffe, J. Shlens, and Z. Wojna, "Rethinking the inception architecture for computer vision," in *CVPR*, 2016.
- [34] G. Huang, Z. Liu, L. Van Der Maaten, and K. Q. Weinberger, "Densely connected convolutional networks," in *CVPR*, 2017.
- [35] M. Sandler, A. Howard, M. Zhu, A. Zhmoginov, and L.-C. Chen, "Mobilenetv2: Inverted residuals and linear bottlenecks," in *CVPR*, 2018.
- [36] J. Hu, L. Shen, and G. Sun, "Squeeze-and-excitation networks," in *CVPR*, 2018.
- [37] S. Xie, R. Girshick, P. Dollár, Z. Tu, and K. He, "Aggregated residual transformations for deep neural networks," in *CVPR*, 2017.
- [38] S. Zagoruyko and N. Komodakis, "Wide residual networks," in *BMVC*, 2016.
- [39] C. Liu, B. Zoph, M. Neumann, J. Shlens, W. Hua, L.-J. Li, L. Fei-Fei, A. Yuille, J. Huang, and K. Murphy, "Progressive neural architecture search," in *ECCV*, 2018.
- [40] M. Tan, B. Chen, R. Pang, V. Vasudevan, M. Sandler, A. Howard, and Q. V. Le, "Mnasnet: Platform-aware neural architecture search for mobile," in *CVPR*, 2019.
- [41] I. J. Goodfellow, J. Shlens, and C. Szegedy, "Explaining and harnessing adversarial examples," in *ICLR*, 2015.
- [42] A. Madry, A. Makelov, L. Schmidt, D. Tsipras, and A. Vladu, "Towards deep learning models resistant to adversarial attacks," in *ICLR*, 2018.
- [43] Y. Dong, F. Liao, T. Pang, H. Su, J. Zhu, X. Hu, and J. Li, "Boosting adversarial attacks with momentum," in *CVPR*, 2018.
- [44] O. Russakovsky, J. Deng, H. Su, J. Krause, S. Satheesh, S. Ma, Z. Huang, A. Karpathy, A. Khosla, M. Bernstein, A. C. Berg, and L. Fei-Fei, "Imagenet large scale visual recognition challenge," *IJCV*, 2015.




Yiwen Guo received the B.E. degree from Wuhan University in 2011, and the Ph.D. degree from Tsinghua University in 2016. He was a research scientist at ByteDance AI Lab, Beijing. Prior to this, he was a staff research scientist at Intel Labs China. His current research interests include computer vision, pattern recognition, and machine learning.



Qizhang Li received the B.E. and M.E. degrees in 2018 and 2021, respectively, from Harbin Engineering University, Harbin, China. He is currently pursuing the Ph.D. degree in computer science and technology with the School of Computer Science and Technology, Harbin Institute of Technology, Harbin, China. His current research interests include computer vision and machine learning.



Wangmeng Zuo (M'09, SM'14) received the Ph.D. degree in computer application technology from the Harbin Institute of Technology, Harbin, China, in 2007. He is currently a Professor in the School of Computer Science and Technology, Harbin Institute of Technology. His current research interests include image enhancement and restoration, image and face editing, object detection, visual tracking, and image classification. He has published over 100 papers in top tier academic journals and conferences. He has served as a Tutorial Organizer in ECCV 2016, an Associate Editor of *IEEE Trans. Pattern Analysis and Machine Intelligence*, *The Visual Computers*, *Journal of Electronic Imaging*.



Hao Chen is a professor at the Department of Computer Science at the University of California, Davis. He received his PhD at the Computer Science Division at the University of California, Berkeley, and his BS and MS from Southeast University. His research interests are computer security, machine learning, and mobile computing.