

# Sound Development of Safety Supervisors

Mario Gleirscher<sup>1,2</sup>[0000-0002-9445-6863]\*, Lukas Plecher<sup>1</sup>[0000-0002-4991-1636],  
and Jan Peleska<sup>1</sup>[0000-0003-3667-9775]\*\*

<sup>1</sup> Mathematics & Computer Science, University of Bremen, Bremen, Germany

<sup>2</sup> Autonomy Assurance International Programme, University of York, York, UK  
{gleirscher,plecher,peleska}@uni-bremen.de

**Abstract.** Safety supervisors are controllers enforcing safety properties by keeping a system in (or returning it to) a safe state. The development of such high-integrity components can benefit from a rigorous workflow integrating formal design and verification. In this paper, we present a workflow for the sound development of safety supervisors combining the best of two worlds, verified synthesis and complete testing. Synthesis allows one to focus on problem specification and model validation. Testing compensates for the crossing of abstraction, formalism, and tool boundaries and is a key element to obtain certification credit before entry into service. We establish soundness of our workflow through a rigorous argument. Our approach is tool-supported, aims at modern autonomous systems, and is illustrated with a collaborative robotics example.

**Keywords:** Formal verification · Synthesis · Model-based testing · Discrete-event control · Supervisory control · Autonomous systems · Robots

## 1 Introduction

*Safety supervisors* (supervisors for short) are discrete-event controllers that enforce probabilistic safety properties in modern autonomous systems such as human-robot collaboration and autonomous driving. Supervisor development benefits from design and test automation. Because supervisors are high-integrity components, their automation needs to be rigorously assured. This rigor suggests *verified synthesis* for design automation and *model-based conformance test* for test automation. Indeed, standards and regulations for safety-critical systems (e.g., [22,21,38,39]) require testing as a key element to obtain certification credit before entry into service. To get the best of the two worlds—synthesis and test—a crossing of the boundaries between different abstractions, formalisms, and tools is inevitable. This involves bridging the gap between synthesis, the derivation of test suites from a synthesized supervisor reference, the generation of executable code, its test and deployment on a control system platform, and its integration into the wider system to be put into service.

\* Corresponding author

\*\* Partially funded by the German Ministry of Economics, Grant Agreement 20X1908E.

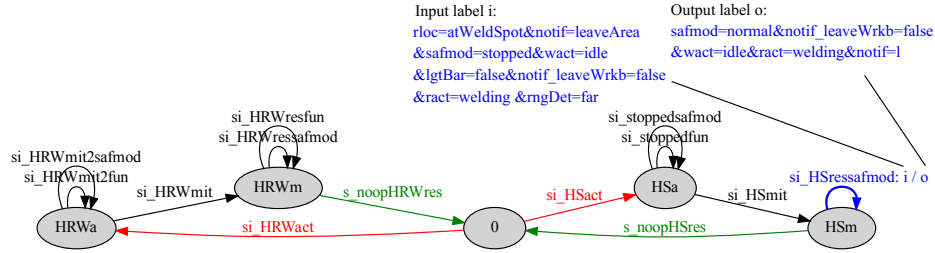


Fig. 1: Example of a safety supervisor. Nodes and edges denote states ( $S$ ) and transitions ( $T$ ) and edge labels signify input/output expressions  $((i, o) \in \Sigma)$ .

To resolve this challenge, we propose a *rigorous workflow for the sound development, in particular, the synthesis and complete test, of safety supervisors*. Prior to explaining our workflow, we illustrate safety supervision by example of an operator collaborating with a robot on a welding and assembly task in a workcell with a spot welder [13,14]. These actors perform dangerous actions (e.g., robot movements, welding steps) possibly reaching hazardous states (e.g., operator near the active spot welder,  $HS$ ; operator and robot on the workbench,  $HRW$ ). To reduce accident likelihood, such states (Figure 1) need to be reacted to. These reactions are under the responsibility of a supervisor (Figure 1) enforcing probabilistic safety properties of the workcell, such as “accident  $a$  is less likely than probability  $pr_a$ ” or “hazard  $h$  occurs less likely than  $pr_h$ ”. The supervisor’s behavior comprises (i) the detection of *critical events* (e.g.,  $si\_HSact$ ), (ii) the performance of *mitigation actions* (e.g.,  $si\_stoppedfun$ ) to react to such events and reach a safe state (e.g.,  $HSm$ ), and (iii) avoiding a paused task or degraded task performance, the execution of *resumption actions* (e.g.,  $si\_HSressafmod$ ) to resolve the event and to return to a safe but productive state (here, 0).

Extending our previous work [16], we propose the derivation of symbolic finite state machines (SFSM) used as *test references* for model-based testing with complete methods. The resulting test suites allow for a *proof* of conformance (i.e., observational equivalence) between the generated supervisor code and the reference. The hypotheses to be fulfilled to guarantee test suite completeness can be checked by simple static analyses of the supervisor code. We provide tool support for both these steps, explain the tool qualification obligations, and present a rigorous argument by applying Hoare logic on the workflow to obtain certification credit for the supervisor, on the basis of the development, verification, and validation process, and the artifacts produced in each workflow stage.

Sect. 2 summarizes the proposed workflow. Sect. 3 details each workflow stage. In Sect. 4, we argue for the soundness of our approach, make our assumptions explicit, and show how we reduce several error possibilities in our workflow. Sect. 5 summarizes related work. We add concluding remarks in Sect. 6.

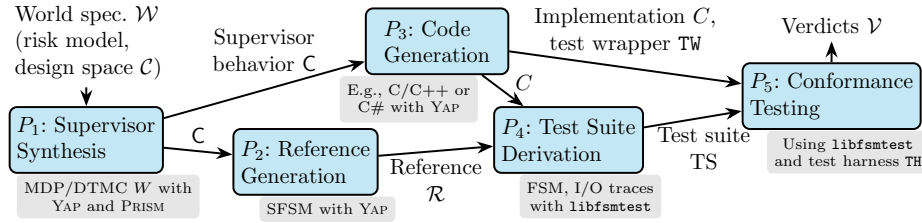


Fig. 2: Stages  $P_i$  and artifacts of the proposed supervisor development workflow

## 2 Overview of the Workflow

Figure 2 shows our workflow. In  $P_1$ , we construct a *stochastic world model*  $W$  describing the behaviors of all relevant actors (e.g., humans, robots, equipment) and the supervisor.  $W$  includes a range of controller behaviors some of which—when implemented correctly—guarantee that the risk in the actual world is acceptable, provided that the stochastic assumptions have been made to the safe side. This range is denoted as the supervisor *design space*  $\mathcal{C}$ .  $P_1$  adopts our work [14,13] based on policy synthesis for Markov decision processes (MDPs) [24,23] and selects controller behaviors from  $\mathcal{C}$  that meet requirements  $\phi$  (see example in Sect. 1) specified in probabilistic computation tree logic (PCTL; [24]) and verified of  $W$  (and  $\mathcal{C}$ ). While maintaining the constraint  $\phi$ , the synthesis procedure applies objectives (e.g., maximum performance, minimum cost) and selects an optimal *supervisor behavior*  $C \in \mathcal{C}$ .

In  $P_2$ ,  $C$  is transformed into a *test reference*  $\mathcal{R}$ , an SFSM [29] whose control states are called risk states and transitions are labeled with input/output (I/O) pairs (e.g., Figure 1). The input alphabet of  $\mathcal{R}$  specifies the events (i.e., state changes in  $W$ ) observed and the output alphabet the signals issued to  $W$  by the supervisor. Input labels model guard conditions that, when holding **true** of a world state, enable or trigger their transition (e.g., `si_HSressafmod` in Figure 1).

In  $P_3$ ,  $C$  is translated into a software component  $C$  executed by the control system of a robotic or autonomous system. Following an embedded systems tradition, our example uses C++ as the target language for  $C$ . Moreover, we assume that SFSMs have a simpler semantics than the executable code.

In  $P_4$ , a complete test suite TS for checking  $C$  against  $\mathcal{R}$  is generated, using a general input equivalence class testing strategy for SFSMs [17]. The term *complete* means that—provided certain hypotheses hold—TS will (i) accept every  $C$  whose behavior is represented by an SFSM which is observationally equivalent to  $\mathcal{R}$ , and (ii) reject every non-equivalent implementation. It is shown below that these hypotheses are fulfilled by  $C$ , so that *passing* TS corresponds to a *proof of observational equivalence*.

In  $P_5$ , TS is run against  $C$  to record inputs, associated outputs, and the *verdicts*  $\mathcal{V}$  obtained for each test case in TS. A generated test harness TH, emulating the target platform, acts as the *test oracle* by comparing the I/O traces observed by the wrapper TW during execution of TS to the traces expected according to  $\mathcal{R}$ .

### 3 Workflow Stages

This section details the five workflow stages outlined in Sect. 2 and Figure 2.

#### 3.1 $P_1$ : Risk-informed Supervisor Synthesis

This section summarizes [14] for the construction of  $W$  and selection of the supervisor behavior  $C$  from  $W$ . Below,  $\mathcal{P}; \mathcal{Q}$ ,  $\mathcal{P} \sqcap \mathcal{Q}$ ,  $\mathcal{P}^*$ , and  $\mathcal{P} \setminus \mathcal{Q}$  signify the sequential composition of the behaviors  $\mathcal{P}$  and  $\mathcal{Q}$ , non-deterministic choice between  $\mathcal{P}$  and  $\mathcal{Q}$ , non-deterministic but finite repetition of  $\mathcal{P}$ , and the removal of  $\mathcal{Q}$  from  $\mathcal{P}$ , respectively. Moreover,  $\mathcal{P} \sqsubseteq \mathcal{Q}$  denotes that  $\mathcal{Q}$  refines  $\mathcal{P}$  while also preserving progress, and  $\mathcal{P} = \mathcal{Q}$  that  $\mathcal{P}$  and  $\mathcal{Q}$  are observationally equivalent.

First, we specify  $W$  as a probabilistic program  $\mathcal{W} = (\mathcal{E}; \mathcal{C})^*$  alternating between an *environment*  $\mathcal{E}$  (e.g., robot, operator) and a *supervisor design space*  $\mathcal{C}$ . Given the set  $A_{\mathcal{W}} = A_{\mathcal{E}} \cup A_{\mathcal{C}}$  of all probabilistic commands of  $\mathcal{W}$  (e.g., operator or robot moves, welding steps, Sect. 1), we require  $\mathcal{E}$  and  $\mathcal{C}$  to be refinements of the command bundles  $(\prod_{\alpha \in A_{\mathcal{E}}} \alpha) \sqsubseteq \mathcal{E}$  and  $(\prod_{\alpha \in A_{\mathcal{C}}} \alpha) \sqsubseteq \mathcal{C}$ . With *idle*  $\in A_{\mathcal{C}}$ , the world without the supervisor can be generated by  $\mathcal{W} \setminus \mathcal{C} = (\mathcal{E}; \textit{idle})^*$ .

Let a set  $V$  of finite-sorted variables, **type**  $v$  the sort of  $v \in V$ , and the universe  $\mathbb{U} = \bigcup_{v \in V} \text{type } v$ . A state is a valuation function  $s: V \rightarrow \mathbb{U}$  with  $\forall v \in V: s(v) \in \text{type } v$ . Map restriction  $\cdot|_{V'}$  restricts a (set of) state(s) from  $V \rightarrow \mathbb{U}$  to  $(V \cap V') \rightarrow \mathbb{U}$ . Let  $\mathbb{S}$  be the set of all states. Given  $\alpha: \mathbb{S} \rightarrow 2^{\mathbb{S}}$  for  $\alpha \in A_{\mathcal{W}}$ , by inductively applying  $\mathcal{W}$  to an initial state  $s_0 \in \mathbb{S}$ , we obtain an MDP  $W$  and the set  $\mathcal{S} \subseteq \mathbb{S}$  of states reachable by  $\mathcal{W}(s_0)$ .<sup>3</sup>  $\mathcal{S}$  is labeled with atomic propositions.  $W$  is a labeled transition system whose transition relation encodes non-deterministic and probabilistic choice. MDPs can model *uncertainties* about uncontrolled or non-modeled aspects in  $\mathcal{E}$ . See, e.g., [24] for further details.

We model risk using a set  $F \subset V$  of  $\mathbb{P}$ -sorted variables describing the critical events in  $W$  as *risk factors* [15]. A risk factor  $f \in F$  (Figure 3a) has at least three phases  $\mathbb{P} = \{0, a, m\}$  as well as phase transitions in  $A_{\mathcal{C}}$  modeling the life-cycle of handling  $f$ , for example, from *inactive* (0) to *active* ( $fa$ ) to *mitigated* ( $fm$ ) and back to inactive. The example in Sect. 1 uses three factors,  $F = \{HS, HC, HRW\}$ . That way,  $F$  induces a notion of *risk state* in  $\mathcal{S}$ .  $\mathcal{C}$  can then be associated with states  $S = \mathcal{S}|_F \subseteq (F \rightarrow \mathbb{P})$ , which represent the possible control states of any supervisor policy  $C$ , test reference  $\mathcal{R}$ , and implementation  $C$ .

Freedom of choice in  $\mathcal{E}$  and  $\mathcal{C}$  is resolved by refining indeterminacy in  $\mathcal{E}$  through uniformly distributed probabilistic choice and in  $\mathcal{C}$  by deriving a *policy*, a choice resolution for each state in  $\mathcal{S}$  where the supervisor is enabled and can make a decision. The result is a discrete-time Markov chain (DTMC)  $(\mathbf{E}; \mathbf{C})^* \sqsupseteq \mathcal{W}$ , a labeled transition system *without indeterminacy*. Here, policy derivation involves both sub-setting  $\mathcal{C}$  using PCTL constraints  $\phi$  and Pareto-optimizing multiple objectives [24]. Any resulting optimal DTMC  $(\mathbf{E}; \mathbf{C})^*$  is thus verified against  $\phi$ , establishing  $(\mathbf{E}; \mathbf{C})^* \models \phi$ , and includes the selected behavior  $C \sqsubseteq \mathcal{C}$ .

<sup>3</sup> Below, we mostly abbreviate  $\mathcal{P}(s_0)$  to  $\mathcal{P}$  when referring to the transition relation of a program  $\mathcal{P}$  executed from initial state  $s_0 \in \mathbb{S}$ . So,  $\mathcal{P} \models \phi$  actually means  $\mathcal{P}(s_0) \models \phi$ .

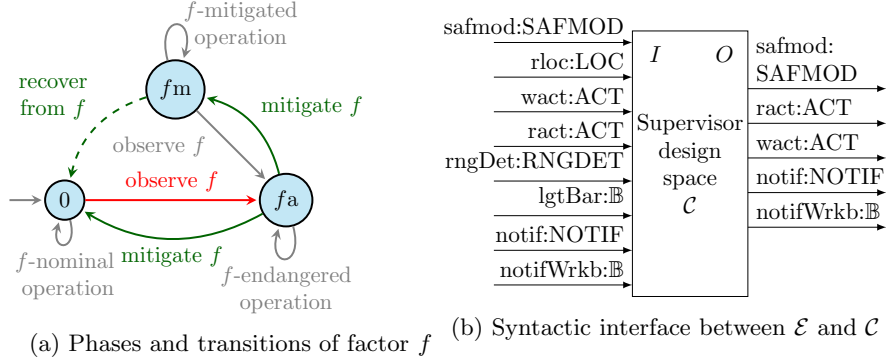


Fig. 3: Risk factor and supervisor interface

### 3.2 $P_2$ : Test Reference Generation

For the translation of  $\mathcal{C}$  into a *test reference*  $\mathcal{R}$ , we define the I/O alphabet  $\Sigma \subseteq \Sigma_I \times \Sigma_O$  with  $\Sigma_I = I \rightarrow \mathbb{U}$  and  $\Sigma_O = O \rightarrow \mathbb{U}$  for monitored and controlled variables  $I, O \subseteq V$ , resulting in the *syntactic interface* [5] of  $\mathcal{C}$ . This interface (Figure 3b) defines the nature of the changes in  $\mathcal{E}$  that any  $\mathcal{C}$  can observe and perform. We require  $(I \cup O) \cap F = \emptyset$  but allow an overlap of  $I$  and  $O$ .

To obtain  $\mathcal{R}$  as an operation refinement of the parallel composition of all factors in  $F$ , we translate the  $\mathcal{C}$ -fragment of the transition relation of the DTMC  $(\mathcal{E}; \mathcal{C})^*$  into a deterministic SFSM  $\mathcal{R} = (S, \Sigma, T, \bar{s})$  with states  $S = \mathcal{S}|_F$ , the transition relation  $T \subseteq S \times \Sigma \times S$ , and the initial state  $\bar{s} \in S$  congruent with  $s_0$  (i.e.,  $\forall f \in F: s_0(f) = \bar{s}(f)$ ), usually  $\bar{s} = 0$ . Given a DTMC transition  $(s, s') \in S \times \mathcal{S}$ , the source state  $s$  is mapped to input  $i = s|_I \in \Sigma_I$  (the observed event) and risk state  $r \in S$ . The control and state updates  $o = s|_O \in \Sigma_O$  and  $r' \in S$  are derived from the difference in the controlled and factor variables  $O \cup F$  between  $s$  and the target state  $s'$ . Figure 1 shows an example of  $\mathcal{R}$ . Finally,  $\mathcal{R}$  is provided in a format readable by `libfsmtest`<sup>4</sup> [2] for test suite generation (Sect. 3.4).

### 3.3 $P_3$ : Code Generation

Independent of  $P_2$ , the  $\mathcal{C}$ -fragment of the transition relation of  $(\mathcal{E}; \mathcal{C})^*$  is translated to an implementation  $\mathcal{C}$  (Figure 4a). Similar to the translation to  $\mathcal{R}$  (Sect. 3.2), every transition of  $\mathcal{C}$  is mapped<sup>5</sup> to a guarded command  $[\alpha]i \wedge r: (o, r') \leftarrow \text{CTR SIGNAL}(i, r)$  with  $r, r' \in S, (i, o) \in \Sigma$ , and action name  $\alpha \in \mathcal{A}_{\mathcal{C}}$  derived from  $F, r$ , and  $r'$ .  $\mathcal{C}$  is intentionally simple (e.g., flat branching structure) and wrapped into platform-specific code (not shown) for data processing and communication. Figure 4b depicts a fragment of  $\mathcal{C}$  for our running example.

As opposed to  $\mathcal{R}$ , the representation of  $\mathcal{C}$  can vary significantly. For instance, in Figure 4b, we consider a C++ component for a low-level real-time implementation. Alternatively, one may want to derive VHDL or Verilog HDL to synthesize

<sup>4</sup> Licensed according to MIT license <https://opensource.org/licenses/MIT>. Source code available under <https://bitbucket.org/JanPeleska/libfsmtest>.

<sup>5</sup> Note that the elements of  $\Sigma_I$  and  $S$  are used as propositions in guard conditions.

```

1: procedure SAFETYSUPERVISOR(in Event  $i$ , out Signal  $o$ )
2:    $r \leftarrow \text{INIT} \triangleright \text{init. control/risk state}$ 
3:   while true do  $\triangleright \text{implements } T$ 
4:   |  $[\alpha]_{\alpha \in A_C, i \in \Sigma_I, r \in S} i \wedge r: (o, r') \leftarrow \text{CTRSIGNAL}(i, r)$ 

```

(a) Pseudo code of a generic supervisor

```

1 class SafetySupervisor { ...
2   void cycle() { ... // (a) line 3: called by platform
3   if (...) { ... } // (a) line 4: check for inputs
4   else if (rloc==ATWELDSPOT &&...&& rngDet==FAR) { // (a) line 4: check for input  $i$ 
5     if (HSp==ACT && HCP==INACT && HRWp==INACT) { // check for state  $r$ 
6       HSp = MIT; // state change  $r \rightarrow r'$  (si_HSmit)
7     } else if (HSp==MIT &&...&& HRWp==INACT) { // check for state  $r$ 
8       safmod = NORMAL; // control signal  $o$  (si_HSressafmod)
9     } else { /* idle */ }
10  } ... else { /* idle */ }
11 } ... };

```

(b) Fragment of the supervisor implementation  $C_{C++}$  for Figure 1

Fig. 4: Supervisor pseudo code and implementation fragment

an FPGA.<sup>6</sup> In [14], we consider a C# component used in a simulation of  $W$  in a Robot Operating System-enabled digital twinning environment [8].  $\mathcal{R}$  can thus be shared between a varying  $C_{C++}$ ,  $C_{C\#}$ , and  $C_{\text{VHDL}}$ . The only difference on the testing side is in the I/O wrapper used in the test harness (Sect. 3.4) to deliver the inputs to  $C$  and record the outputs of  $C$ . The translations into  $\mathcal{R}$  and  $C$  and the generation of the test wrapper are performed with the YAP tool.<sup>7</sup>

### 3.4 $P_4$ : Test Suite Generation

We avoid the costly verification of the (potentially changing) code generator used in  $P_3$ . Instead, we generate a conformance test suite that, when passed, corresponds to a *correctness proof* of  $C$ . The SFSM reference model  $\mathcal{R}$  (Sect. 3.2) and the supervisor implementation  $C$  (Sect. 3.3) allow us to apply a model-based conformance testing approach for verifying  $\mathcal{R} = C$ , the observational equivalence of  $\mathcal{R}$  and  $C$ . Indeed, *complete* test methods enable us to prove that the system under test (SUT) conforms to a given reference model under certain hypotheses [28]. A complete test suite is derived from  $\mathcal{R}$  for  $C$  as follows.

*Step 1.* Since  $\mathcal{R}$  is a deterministic SFSM which outputs a finite range of control signals, we can apply the equivalence class testing theory of Huang et al. [17], which has been elaborated for a more general class of Kripke structures including SFSMs like  $\mathcal{R}$ . Moreover, the guard conditions  $c$  in  $\mathcal{R}$  are even mutually exclusive (see the construction of  $T$  in Sect. 3.2 and Sect. 4.4). Therefore, an *input equivalence class* corresponds to the set of input valuations  $s|_I: I \rightarrow \mathbb{U}$  satisfying a specific guard condition  $c$ . We write  $s \models c$  if the guard condition  $c$  evaluates to

<sup>6</sup> VHSIC or Verilog hardware description language (VHDL or Verilog HDL); field-programmable gate array (FPGA)

<sup>7</sup> Features and examples available in YAP 0.8+, <https://yap.gleirscher.at>.

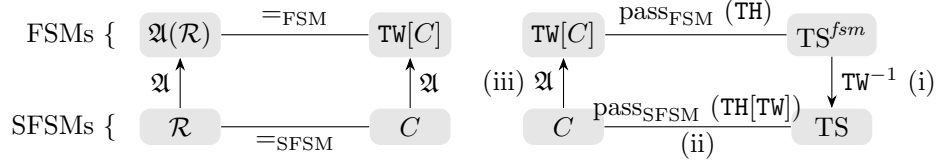


Fig. 5: Commuting diagrams reflecting the observational equivalences ( $=_{\text{FSM}}$ ,  $=_{\text{SFSM}}$ ), pass relations ( $\text{pass}_{\text{FSM}}$ ,  $\text{pass}_{\text{SFSM}}$ ), and abstraction map ( $\mathfrak{A} = \text{TW}$ )

true, after having replaced all occurrences of input variables  $v \in I$  in  $c$  by value  $s(v)$ . In any SFSM state, all members of an input class produce the same output values. We use the guard formula  $c$  itself as an identifier of the associated input equivalence class  $\{s|_I : I \rightarrow \mathbb{U} \mid s \in \mathbb{S} \wedge s \models c\}$ .

*Step 2.* With identifiers  $c$  as finite input alphabet and the finite set of possible outputs as output alphabet,  $\mathcal{R}$  is abstracted to a minimal, deterministic, finite state machine (FSM)  $\mathfrak{A}(\mathcal{R})$  (Figure 5 left) with I/O alphabet  $\mathfrak{A}(\mathcal{R})_I \times \mathfrak{A}(\mathcal{R})_O$ . Using  $\mathfrak{A}(\mathcal{R})$  as a reference model, the H-Method [7] is applied to derive a complete FSM test suite  $\text{TS}^{\text{fsm}}$ . The completeness of  $\text{TS}^{\text{fsm}}$  is guaranteed provided that the true behavior of  $C$  can be abstracted to a deterministic FSM with at most  $m \geq n$  states, where  $n$  is the number of states in  $\mathfrak{A}(\mathcal{R})$ . The generation of  $\text{TS}^{\text{fsm}}$  is performed by means of the open source library `libfsmtest`, which contains algorithms for model-based testing against FSMs [2].

*Step 3.* Test suite  $\text{TS}^{\text{fsm}}$  is translated to an SFSM test suite  $\text{TS}$  by selecting an input valuation  $s|_I$  from each input equivalence class  $c$  and replacing each test case  $t = c_1 \dots c_k \in \text{TS}^{\text{fsm}}$  (i.e., sequence of input class identifiers) by the sequences  $s_1|_I \dots s_k|_I$  of valuation functions. It has been shown that  $\text{TS}$  is complete whenever  $\text{TS}^{\text{fsm}}$  is [17].

### 3.5 $P_5$ : Conformance Testing

`libfsmtest` provides a generic *test harness*  $\text{TH}$  for executing test suites generated from FSMs against SUTs. For verifying  $C$ ,  $\text{TH}$  executes the complete FSM test suite  $\text{TS}^{\text{fsm}}$ . To this end, the harness uses a *test wrapper*  $\text{TW}$  for (i) refining each  $c \in \mathfrak{A}(\mathcal{R})_I$  in a test case  $t \in \text{TS}^{\text{fsm}}$  to a concrete input valuation  $s|_I \in \Sigma_I$  of  $C$ , (ii) calling  $C$  to perform one control step, and (iii) abstracting  $C$ -output valuations  $s|_O \in \Sigma_O$  back to  $y \in \mathfrak{A}(\mathcal{R})_O$  (Figure 5 right). Test harness, wrapper, and supervisor code  $C$  are compiled and linked; this results in a test executable  $\text{TH}[\text{TW}[C]]$ . The component  $\text{TW}[C]$  of the test executable acts like an FSM over alphabets  $\mathfrak{A}(\mathcal{R})_I$ ,  $\mathfrak{A}(\mathcal{R})_O$ . This FSM interface is used by the test harness to stimulate  $\text{TW}[C]$  with inputs from  $\mathfrak{A}(\mathcal{R})_I$  and to check whether the outputs  $y \in \mathfrak{A}(\mathcal{R})_O$  conform to the outputs expected according to reference FSM  $\mathfrak{A}(\mathcal{R})$ .

$\text{TW}$  implements two bijections,  $\gamma : \mathfrak{A}(\mathcal{R})_I \rightarrow \Sigma_I$  for step (i) and  $\omega : \Sigma_O \rightarrow \mathfrak{A}(\mathcal{R})_O$  for step (iii). Map  $\gamma$  satisfies  $\forall c \in \mathfrak{A}(\mathcal{R})_I : \gamma(c) \models c$ , and  $\omega$  fulfills  $\forall s \in \mathbb{S} : s|_O \in C_O \Rightarrow s \models \omega(s|_O)$ . These mappings ensure that the diagrams in

Figure 5 are both commutative, that is, the execution of  $\text{TS}^{fsm}$  against  $\text{TW}[C]$  by  $\text{TH}$  results in the execution of  $\text{TS}$  against  $C$  by  $\text{TH}[\text{TW}[\cdot]]$ .

Consider, for example, transition `si_HSressafmod` in Figure 1. Function  $\gamma$  maps  $\mathfrak{A}(\mathcal{R})$ -input `rloc=atWeldSpot&...&rngDet=far` to  $C$ -input valuation  $\{\text{rloc} \mapsto \text{atWeldSpot}, \dots, \text{rngDet} \mapsto \text{far}\}$ . The wrapper implements this simply by assignments `rloc=atWeldSpot;...;rngDet=far;`. If the corresponding  $C$ -step produces any output valuation in  $\{\text{safmod} \mapsto y_1, \dots, \text{notif} \mapsto y_k\}$ , this is mapped by  $\omega$  to  $\mathfrak{A}(\mathcal{R})$ -output `safmod=y1&...&notif=yk`.

## 4 Workflow Soundness

It remains to be shown that the stages  $P_1$  to  $P_5$  establish the chain of refinements

$$\mathcal{W} \stackrel{P_1}{\sqsubseteq} (\mathcal{E}; \mathcal{C})^* \stackrel{P_1}{\sqsubseteq} (\mathcal{E}; \mathcal{C})^* \stackrel{P_1}{\sqsubseteq} (\mathbf{E}; \mathbf{C})^* \stackrel{P_2}{\sqsubseteq} (\mathbf{E}; \mathcal{R})^* \stackrel{P_3, P_4, P_5}{\sqsubseteq} (\mathbf{E}; \mathbf{C})^* . \quad (1)$$

Through model checking of  $(\mathbf{E}; \mathbf{C})^* \models \phi'$ , our notion of  $\sqsubseteq$  preserves *trustworthiness* (i.e.,  $\phi$ , Sect. 3.1) comprising world *safety* and supervision *progress*. After having established through  $P_1$  that  $\mathbf{C}$  is trustworthy, trustworthiness of  $\mathcal{R}$  and  $C$  can be inferred from the two observational equivalences in (1). Furthermore,  $C$  remains trustworthy as long as  $(\mathcal{E}; \mathcal{C})^*(s) \subseteq \mathcal{S}$ , implying that  $\mathcal{E}$  and  $C$  are re-initialized congruently in  $s \in \mathcal{S}$ . So, the main objective of proving workflow soundness is to establish that (1) holds.

Following safety-critical control standards (e.g., DO-178C/330 [38,39], IEC 61508 [19], ISO 10218 [20]), we argue for the soundness of our workflow ( $\mathbf{G}$ ) and the refinement chain (1). Our argument for  $\mathbf{G}$  (top-level in Figure 6) aims at ruling out that a faulty  $\mathcal{R}$ , test theory, TS generator, or test harness mask errors inside  $C$ . Arguing for  $\mathbf{G}$  is known as *verification of the verification results*. By semi-formal weakest precondition ( $\tilde{\mathbf{wp}}$ ) reasoning ( $\mathbf{J2}$ ), we establish a Hoare triple ( $\mathbf{J1}$ ) for each workflow stage ( $\mathbf{G1}$  to  $\mathbf{G5}$ ) and implication relationships ( $\mathbf{J3}$ ) between the post- and preconditions (Table 1) of these triples to establish  $\mathbf{G}$ , the soundness of the sequential composition  $P_1; P_2; P_3; P_4; P_5$  (Figure 2).

### 4.1 Assurance of $P_1$ : Supervisor Synthesis

For  $P_1$ , we need to establish

$$\{\mathbf{pre}_1\} P_1 \{\mathbf{post}_1\} . \quad (\mathbf{G1})$$

$\mathbf{pre}_1$ : For the synthesis stage to yield a trustworthy result, we first identify a complete list  $\phi$  of well-formedness properties and supervisor factor handling requirements ( $\mathbf{pre}_{1,1}$ ) for the MDP  $W$ . Completeness of  $\phi$  relies on the completeness of  $F$ , the latter on state-of-the-art hazard analysis and risk assessment. We are further provided that  $W$  is a trustworthy world model ( $\mathbf{pre}_{1,2}$ ) because we have achieved  $W \models \phi$  [14,13] by probabilistic model checking. Note that errors in  $\mathcal{E}$  and  $\mathcal{C}$  can be iteratively identified by validating  $\phi$  (e.g., completeness and vacuity checks) and re-checking  $W \models \phi$ .



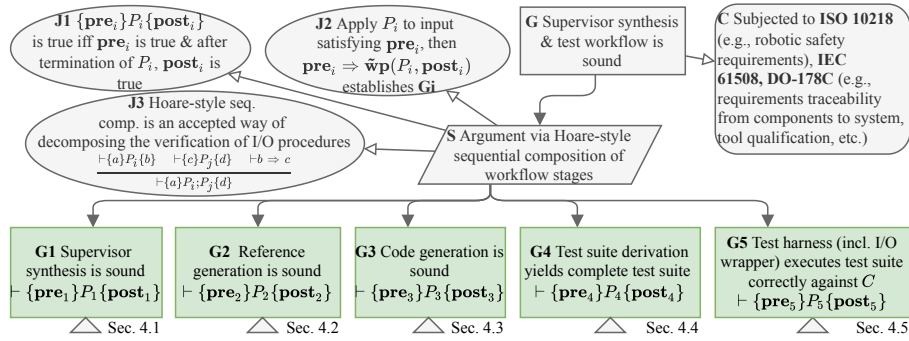


Fig. 6: Overview of the workflow assurance case in goal structuring notation [26]

Table 1: Overview of pre- and post-conditions of the workflow stages

$P_i$ $\mathbf{pre}_i$	$\mathbf{post}_i$
1 Requirements $\phi$ are complete and world model $W$ is trustworthy.	Chosen supervisor behavior $C$ can be trusted.
2 Supervisor behavior $C$ is trustworthy, deterministic, factor-complete, and $s_0$ (initial state)-compatible.	Reference $\mathcal{R}$ is deterministic, input-complete up to idle self-loops, $s_0$ -compatible, and accepted by $P_4$ .
3 $\mathbf{post}_1$ and syntactic interface is defined.	Generated code $C$ is compatible with the test harness and statically analyzable.
4 The complete testing theory is correct, the prerequisites for applying the selected test generation method are fulfilled, and the test suite validator $\text{Val}_H$ is correct.	The generated FSM test suite $\text{TS}^{fsm}$ is complete for checking observational equivalence between $\mathfrak{A}(\mathcal{R})$ and FSMs over the same alphabet with at most $m$ states, or $\text{Val}_H$ will indicate an error.
5 $\mathbf{post}_4$ , $\text{TW}$ is correct, and $\text{TH}$ is correct.	$C$ passes test suite if and only if it is observationally equivalent to $\mathcal{R}$ .

$\mathbf{post}_1$ : Here, our goal is to preserve trustworthiness  $\phi$  in the supervisor behavior  $C \in \mathcal{C}$  selected according to Sect. 3.1, namely,  $(E; C)^* \models \phi'$  established by the policy synthesis facility of the model checker ( $\mathbf{post}_{1,2}$ ).  $\phi'$  with  $\phi \Rightarrow \phi'$  contains only those properties that can be checked of DTMCs ( $\mathbf{post}_{1,1}$ ). Recall that  $E$  results from converting indeterminacy in  $\mathcal{E}$  into probabilistic choice, thus qualitatively preserving all behavior of  $\mathcal{E}$  in  $E$  while  $C$  results from fixing all non-deterministic choices in  $\mathcal{C}$ .  $C$  will thus be deterministic and, because of being exposed to all behaviors of  $E$ , be able to deal with all environments producible by  $\mathcal{W}$  from  $s_0$  (or  $\bar{s}$ ). Given  $P_1$ , we can now see, that the weakest precondition of  $\mathbf{post}_1$  under  $P_1$  is implied by  $\mathbf{pre}_1$ , formally,

$$\{\phi \text{ is complete, } W \models \phi\} \Rightarrow \tilde{\mathbf{wp}}(P_1, \{\phi' \text{ is complete, } (E; C)^* \models \phi'\}) . \quad (2)$$

By Proposition (2), we have now established Proposition (G1).

## 4.2 Assurance of $P_2$ : Reference Generation

For  $P_2$ , we need to establish

$$\{\mathbf{pre}_2\}P_2\{\mathbf{post}_2\}. \quad (\text{G2})$$

**pre<sub>2</sub>**: We require that (i)  $C$  can be *trusted*, which is implied by **post<sub>1.2</sub>**. (ii)  $C$  is expected to *handle combinations of critical events*, which is established by  $P_1$  generating commands for each factor in  $F$ . (iii)  $C$  has to be deterministic, which is guaranteed by policy synthesis in  $P_1$ . (iv) Supervisor behavior  $C$  is a function of  $F$  and  $I$ , formally,  $I \subset V$  is such that  $\forall s, s' \in \mathcal{S}: (\forall v \in F \cup I: s(v) = s'(v)) \Rightarrow C(s) = C(s')$ . Note that we have now established **post<sub>1</sub>**  $\wedge$  (iv)  $\Rightarrow$  **pre<sub>2</sub>**.

**post<sub>2</sub>**: (i) The equivalence  $(E; C)^* = (E; \mathcal{R})^*$  (**post<sub>2.1</sub>**) follows from the 1-to-1 translation of DTMC to SFSM transitions in  $P_2$  (Sect. 3.2). (ii) Factor handling completeness (**post<sub>2.2</sub>**) and determinism (**post<sub>2.3</sub>**) of  $\mathcal{R}$  are also maintained by this translation and **post<sub>1</sub>**. (iii) Congruence of  $s_0$  and  $\bar{s}$  (**post<sub>2.4</sub>**) follows from the definition of  $\mathcal{R}$  (Sect. 3.2), from  $s_0$  being the initial state of  $W$  and  $(E; C)^*$ , and from the fact that  $E$  cannot change  $F$ . (iv) YAP produces  $\mathcal{R}$  in the `libfsmtest` input format (**post<sub>2.5</sub>**). Note that  $\mathcal{R}$  can be trusted ( $(E, \mathcal{R})^* \models \phi'$ ) but is not yet input-complete as self-loop transitions (i.e., *idle* actions) are both ignored and not introduced by  $P_2$ ; this completion is done in  $P_4$ .

We can now derive the weakest precondition of **post<sub>2</sub>** under  $P_2$  as follows:

$$\tilde{\mathbf{wp}}(P_2, \{\mathbf{post}_{2.1}, \dots, \mathbf{post}_{2.5}\}) = \{ \text{1-to-1 translation from } C \text{ to } \mathcal{R}, \quad (3)$$

$$C\text{'s transitions implement the risk factors in } F, \quad (4)$$

$$C \text{ is also deterministic over } \mathcal{S}|_{F \cup I}, \quad (5)$$

$$s_0 \in \mathcal{S} \}. \quad (6)$$

Because conjuncts (i-iv) of **pre<sub>2</sub>** imply the derived precondition parts, we have

$$\mathbf{post}_1 \wedge (\text{iv}) \Rightarrow \mathbf{pre}_2 \Rightarrow \tilde{\mathbf{wp}}(P_2, \{\mathbf{post}_{2.1}, \dots, \mathbf{post}_{2.5}\}). \quad (7)$$

By obtaining Proposition (7), we have established Proposition (G2).

## 4.3 Assurance of $P_3$ : Code Generation

For  $P_3$ , we need to establish

$$\{\mathbf{pre}_3\}P_3\{\mathbf{post}_3\}. \quad (\text{G3})$$

**pre<sub>3</sub>** includes **post<sub>1</sub>**, established by  $P_1$  according to Proposition (2), and the definition of the sets  $F$  (implied by **pre<sub>1</sub>**),  $I$ , and  $O$  (implied by **pre<sub>2</sub>**).

**post<sub>3</sub>**: We require from  $P_3$  to obtain an implementation  $C$  that can be integrated with the test harness (**post<sub>3.1</sub>**) and is statically analyzable (**post<sub>3.2</sub>**), allowing simple checks in  $P_4$  using a custom lex/yacc parser or Unix text processing tools. For **post<sub>3.1</sub>**, YAP generates the I/O wrapper based on a `libfsmtest` template and the variable sets  $F$ ,  $I$ , and  $O$ . For **post<sub>3.2</sub>**, YAP produces C++

code adhering to the structure in Figure 4a, assuring that no pre-processing directives are used and the branching structure is flat and simple, see Figure 4b. Trivially,  $\mathbf{post}_1 \Rightarrow \mathbf{pre}_3$  and the weakest precondition of  $\mathbf{post}_3$  under  $P_3$  is:

$$\tilde{\mathbf{wp}}(P_3, \{\mathbf{post}_{3.1}, \mathbf{post}_{3.2}\}) = \{ (F, I, O) \text{ defined} \}. \quad (8)$$

Because the conjuncts of  $\mathbf{pre}_3$  imply the derived precondition, we have

$$\mathbf{post}_1 \wedge \mathbf{pre}_2 \Rightarrow \mathbf{pre}_3 \Rightarrow \tilde{\mathbf{wp}}(P_3, \mathbf{post}_3). \quad (9)$$

Having verified Proposition (9), we have established Proposition (G3).

#### 4.4 Assurance of $P_4$ : Test Suite Generation

For  $P_4$ , we need to establish

$$\{\mathbf{pre}_4\}P_4\{\mathbf{post}_4\}. \quad (\text{G4})$$

$\mathbf{pre}_4$ : As specified in Table 1, the precondition to be established for task  $P_4$  consists of several main conjuncts.

$\mathbf{pre}_{4.1}$  requires the applied testing theory to be correct, when applied with input equivalence classes specified by guard conditions and with the H-Method for generating the intermediate FSM test suite  $\text{TS}^{fsm}$  from  $\mathfrak{A}(\mathcal{R})$  (Sect. 3.4). The correctness of the input equivalence class construction has been proven by Huang et al. [17]. They have also shown that *any* complete FSM test generation method can be applied for calculating  $\text{TS}^{fsm}$ , and the resulting SFSM test suite will always be complete as well [18]. Finally, Dorofeeva et al. [7] have proven the completeness of the H-Method. These facts ensure the validity of  $\mathbf{pre}_{4.1}$ .

$\mathbf{pre}_{4.2}$  requires that the prerequisites for applying this test theory are fulfilled by the reference model  $\mathcal{R}$  and the implementation  $C$ . The four prerequisites to be established are defined and ensured as follows. (i) It has to be shown that the reference model  $\mathcal{R}$  can be interpreted as a deterministic reactive I/O state transition system ( $\mathbf{pre}_{4.2.1}$ ); this is a variant of Kripke structures that is used as the semantic basis for models in Huang et al. [17]. SFSMs represent special cases of reactive I/O state transition systems. The determinism of  $\mathcal{R}$  is ensured by  $\mathbf{post}_2$ . (ii) It has to be justified that the true behavior of  $C$  can be interpreted as a deterministic reactive I/O state transition system ( $\mathbf{pre}_{4.2.2}$ ). This is easy to see, since the code generator creates  $C$  with a structure where a main loop evaluates which guard condition can be applied and executes the corresponding transition changing the internal control state and setting finite-valued outputs. By static code analysis, it is shown that  $C$  uses exactly the same guard conditions as  $\mathcal{R}$ . This can be performed with Unix core utilities like `grep`, `sed`, and `sort`<sup>8</sup>. Thus,  $C$  is deterministic since  $\mathcal{R}$  is deterministic. (iii) Next, it has to be shown that the implementation  $C$  does not possess more than  $m$  control states ( $m \geq n$ , where  $n \leq |S|$  after minimization of  $\mathcal{R}$ ) ( $\mathbf{pre}_{4.2.3}$ ). The number of states in  $\mathfrak{A}(\mathcal{R})$

<sup>8</sup> [https://man7.org/linux/man-pages/dir\\_section\\_1.html](https://man7.org/linux/man-pages/dir_section_1.html)

can be directly determined from a description file containing all such states. Again, a simple static analysis shows that the code uses the same control states, so  $m = n$ . (iv) Finally, it has to be shown that each guard condition represents a single input equivalence class ( $\mathbf{pre}_{4.2.4}$ ). Indeed, this follows from the fact that all guards are mutually exclusive, which has already been established by  $\mathbf{post}_2$ .

$\mathbf{pre}_{4.3}$ : Instead of verifying the H-Method algorithm in `libfsmtest`, we check the generated test suite  $\text{TS}^{fsm}$  for consistency with the test suite specification of the H-Method. If the check fails, the algorithm can be fixed, and the suite can be created again. The check is automatically performed by a *test suite validator*  $\text{Val}_H$ . As explained in Sect. 4.6, this approach requires to qualify  $\text{Val}_H$ . Qualifying  $\text{Val}_H$  instead of the H-Method algorithm has the advantage that the former has a significantly simpler implementation than the latter. Also, any future optimizations of the test algorithm will not affect the *tool qualification (TQ)* of  $\text{Val}_H$ , because the checks performed on the generated test suites do not depend on the library, but only on the theory. Summarizing,

$$\mathbf{pre}_4 \equiv \mathbf{pre}_{4.1} \wedge \mathbf{pre}_{4.2} \wedge \mathbf{pre}_{4.3}, \quad (\text{Definition})$$

$$\mathbf{pre}_{4.3} \equiv \mathbf{pre}_{4.2.1} \wedge \mathbf{pre}_{4.2.2} \wedge \mathbf{pre}_{4.2.3} \wedge \mathbf{pre}_{4.2.4}, \quad (\text{Definition})$$

and the validity of  $\mathbf{pre}_{4.1}$ ,  $\mathbf{pre}_{4.2}$ ,  $\mathbf{pre}_{4.2.1}$ ,  $\mathbf{pre}_{4.2.2}$ ,  $\mathbf{pre}_{4.2.3}$ , and  $\mathbf{pre}_{4.2.4}$  has been ensured. The validity of  $\mathbf{pre}_{4.3}$  is explained below. Therefore, the validity of precondition  $\mathbf{pre}_4$  is ensured as well.

$\mathbf{post}_4$ : The post-condition to be established is that the test suite  $\text{TS}^{fsm}$  generated by  $P_4$  according to the steps described in Sect. 3.4 is complete for testing any FSM over alphabets  $\mathfrak{A}(\mathcal{R})_I, \mathfrak{A}(\mathcal{R})_O$  with at most  $m$  states against  $\mathfrak{A}(\mathcal{R})$ , provided that  $\mathbf{pre}_4$  holds and  $\text{Val}_H$  does not indicate a generation error.

The weakest precondition ensuring  $\mathbf{post}_4$  under  $P_4$  is

$$\tilde{\mathbf{wp}}(P_4, \{\mathbf{post}_4\}) = \{ \text{Testing theory is correct} , \quad (10)$$

$$\text{Prerequisites for applying testing theory are fulfilled} , \quad (11)$$

$$\text{TS}^{fsm} \text{ is complete if } \text{Val}_H \text{ indicates no error} \} \quad (12)$$

Obviously,

$$\mathbf{pre}_4 \Rightarrow \tilde{\mathbf{wp}}(P_4, \mathbf{post}_4) . \quad (13)$$

By Proposition (13), we have established Proposition (G4).

#### 4.5 Assurance of $P_5$ : Conformance Testing

For  $P_5$ , we need to establish

$$\{\mathbf{pre}_5\}P_5\{\mathbf{post}_5\} . \quad (\text{G5})$$

$\mathbf{pre}_5$ : The post-condition to be established (see Table 1) states that  $C$  passes the test suite TS if and only if it is observationally equivalent to  $\mathcal{R}$ . As explained in Sect. 3.5, the test wrapper with embedded supervisor (denoted by  $\text{TW}[C]$ )

implements an FSM over the same input and output alphabet as  $\mathfrak{A}(\mathcal{R})$ . The test executable  $\text{TH}[\text{TW}[C]]$  runs test suite  $\text{TS}^{fsm}$  against  $\text{TW}[C]$ ; this is equivalent to running TS against  $C$ , provided that the wrapper implements the alphabet mappings  $\gamma, \omega$  correctly. Therefore, we require that  $\text{TS}^{fsm}$  is complete ( $\mathbf{pre}_{5.1}$ ), which has already been established by  $\mathbf{post}_4$ . The additional conjuncts of  $\mathbf{pre}_5$  are tool-related: (i) The test wrapper TW is correct—this is ensured by two sub-conditions.  $\mathbf{pre}_{5.2}$ : TW correctly implements  $\gamma$  as defined in Sect. 3.5.  $\mathbf{pre}_{5.3}$ : TW correctly implements  $\omega$  as defined in Sect. 3.5. (ii) The test harness TH is correct—this is ensured by three sub-conditions.  $\mathbf{pre}_{5.4}$ : TH skips no test cases from  $\text{TS}^{fsm}$ .  $\mathbf{pre}_{5.5}$ : TH neither skips nor adds nor changes inputs in a test case  $t \in \text{TS}^{fsm}$ .  $\mathbf{pre}_{5.6}$ : TH assigns verdict PASS to execution of  $t$  if and only if the I/O trace produced by  $\text{TW}[C]$  for  $t$  is in the language  $L(\mathfrak{A}(\mathcal{R}))$  of  $\mathfrak{A}(\mathcal{R})$ .

Preconditions  $\mathbf{pre}_{5.2}$  and  $\mathbf{pre}_{5.3}$  are ensured by comprehensive TQ tests (as explained below in Sect. 4.6) qualifying the test wrapper. Precondition  $\mathbf{pre}_{5.6}$  is ensured analogously for the checker component of the test harness TH. Preconditions  $\mathbf{pre}_{5.4}$  and  $\mathbf{pre}_{5.5}$  are ensured by artifact-based TQ (Sect. 4.6): the test cases actually executed and their associated test steps are documented in a test execution log that is compared to the test suite  $\text{TS}^{fsm}$ . The comparison is performed by an *execution log validator*  $\text{Val}_{log}$ . The logging component of TH and the log validator  $\text{Val}_{log}$  are qualified by means of comprehensive TQ tests.

$\mathbf{post}_5$ : The test theory explained in Sect. 4.4 implies that  $\mathbf{post}_5$  is equivalent to the following alternative post-condition.

$\mathbf{post}'_5$ :  $\text{TW}[C]$  passes the test suite  $\text{TS}^{fsm}$  if and only if it is observationally equivalent to  $\mathfrak{A}(\mathcal{R})$ .

Of course,  $\mathbf{post}_5$  and  $\mathbf{post}'_5$  are only equivalent if the wrapper correctly implements the alphabet mappings  $\gamma$  and  $\omega$  (Sect. 3.5). We know from  $\mathbf{post}_4$  that  $\text{TS}^{fsm}$  is complete, so it is a good candidate for checking observational equivalence. Additionally, however, it needs to be ensured that the test harness TH executes the test suite correctly and performs the correct checks of observed  $C$ -reactions against reactions expected according to  $\mathfrak{A}(\mathcal{R})$ . Consequently, the weakest precondition of  $\mathbf{post}_5$  under  $P_5$  is

$$\tilde{\mathbf{w}}\mathbf{p}(P_5, \{\mathbf{post}'_5\}) = \{ \text{TS}^{fsm} \text{ is complete } , \quad (14)$$

$$\text{TW implements } \gamma \text{ correctly } , \quad (15)$$

$$\text{TW implements } \omega \text{ correctly } , \quad (16)$$

$$\text{TH skips no test cases of } \text{TS}^{fsm} , \quad (17)$$

$$\text{TH neither skips nor adds nor changes inputs in a test case } , \quad (18)$$

$$\text{Test case } t \text{ passes iff } \text{TW}[C](t) \in L(\mathfrak{A}(\mathcal{R})) \} \quad (19)$$

Because the conjuncts of  $\mathbf{pre}_5$  are equivalent to these preconditions, we have

$$\mathbf{pre}_{5.1} \wedge \cdots \wedge \mathbf{pre}_{5.6} \Rightarrow \tilde{\mathbf{w}}\mathbf{p}(P_5, \mathbf{post}_5) \quad (20)$$

By Proposition (20), we have established Proposition (G5).

#### 4.6 Tool Qualification

As described above, the soundness of the workflow establishing the refinement chain (1) depends on tools automating critical verification steps. Following the applicable standards for safety-critical systems development, this workflow requires tool qualification. For TQ-related considerations, we apply the avionic standard RTCA DO-178C with annex DO-330 [38,39], because this is currently the most specific and strict standard, as far as TQ is concerned. Fulfilling the TQ requirements specified there implies compatibility with the requirements for support tools according to IEC 61508 [19] and ISO 10218 [20].

Standards for the use of automation tools in development and verification (e.g., RTCA DO-178C) offer three options to ensure that the tool-produced artifacts (e.g., object code, test suites, test execution results) are correct. (1) If an artifact is not verified by any other means, the tool needs to be qualified. (2) If an artifact is verified manually by a systematic review or inspection, no TQ is required. (3) If an artifact is verified by an automated checker replacing the manual review/inspection procedure, then the checker needs to be qualified [4]. We call this *artifact-based TQ*, since the tool is “re-qualified” every time it produces a new artifact (i.e., a new test suite in our case).

For either test automation tools or associated artifact checkers, the so-called *tool qualification level* TQL-4 specified in [38, Section 12.2.2] applies: this level is intended for tools that may not produce errors in software to be deployed in the target system, but whose failures may prevent the detection of errors in target software. TQL-4 requires a documented development life cycle for the tool, a comprehensive requirements specification, and a verification that these requirements are fulfilled. Verification can be performed by reviews, analyses (including formal verification), and tests. Formal verification of the tool alone cannot replace SW/HW integration tests of the tool on the platform where it is deployed. For TQL-4 tools to be applied for the verification of target software of highest criticality (as discussed in this paper), the TQ tests need not only cover all requirements, but also the code with 100% MC/DC coverage [38, p. 114].

We are aware that the workflow stages  $P_1$  and  $P_2$  are subjected to TQ as well. However, the qualification of model checkers and their results [37] in  $P_1$  is more complicated, part of ongoing research, and thus out of scope here.

### 5 Related Work and Discussion

The approaches in [27,3] from collaborative robotics are perhaps closest to our workflow ( $P_1$ ) as they include platform deployment ( $P_3$ ). While they focus on the synthesis of overall robot controllers, we focus on supervisors but with a testing stage reassuring implementation correctness. Villani et al. [36] integrate quantitative model checking (with UPPAAL [1]) with conformance testing and fault injection. The authors advocate cross-validation of UPPAAL and FSM models. Our approach differs from theirs in two ways: (i) SFSMs do not require cross-validation, since they are generated from a world model validated by model checking. (ii) We do not need fault injection for testing, since our complete test strategy corresponds to a formal code verification by model checking.

Research in complete testing methods is a very active field [30]. We applied the H-Method [7] in  $P_4$  because (i) it produces far fewer test cases than the classical W-Method [6], but (ii) it allows for an intuitive test case selection, facilitating the qualification of the test case generator (Sect. 3.4). If the objective of a test campaign is to provide complete suites with a minimal number of test cases then the SPYH-Method [33] should be preferred to the H-Method.

Hazard/failure-oriented testing [10,25] and requirements falsification based on negative scenarios [35,11,34] are useful if  $\mathcal{R}$  is not available or needs to be validated and revised. In contrast, our approach is *complete* once  $\mathcal{R}$  is validated, that is, any deviation from  $\mathcal{R}$  detectable by such techniques is also uncovered by at least one test case generated by our approach. Moreover, our approach is usable to test supervisor robustness without a realistic simulator for  $W$ .

The soundness argument for our workflow (Sect. 4) relies on proofs of completeness of the test suites generated with the testing theories for showing  $\mathcal{R} = C$ . Such proofs can be mechanized using proof assistants [32]. It is also possible to generate test generation algorithms from the proof tool and prove their correctness as a minor extension of the testing theory [31]. This could simplify the tool qualification argument in Sect. 4.4. However, some kind of TQ argument will still be necessary, because proven algorithms do not guarantee correctness of their execution on a target platform (e.g., a PC or cloud server), where additional errors might be produced due to inadequate address or integer register sizes.

## 6 Conclusions

We proposed a rigorous workflow for the sound development (i.e., the *verified synthesis and code generation*) of supervisory discrete-event controllers enforcing safety properties in human-robot collaboration and other autonomous system applications. The novelty of this workflow consists in (i) the generation of a test reference model whose completeness and correctness is established by a refinement relation to a validated world model, (ii) the application of complete model-based testing methods in combination with static analysis to obtain a conformance *proof* of the safety supervisor code, and (iii) an explanation of how the tools involved and the artifacts they produce can be qualified according the most stringent requirements from standards for safety-critical systems development. We employ Hoare logic and weakest precondition calculus (at a meta-level rather than at the artifact level) to establish soundness of our workflow and use goal structuring notation to structure and visualize the complex verification and validation argument to obtain certification credit. The workflow is supported by a tool chain: YAP [12] and a stochastic model checker (e.g., PRISM [24]) for Markov decision process generation and verification, YAP for test reference and code generation, and `libfsmtest` [2] for test suite derivation and execution.

To test the integrated HW/SW-system (i.e., robot, welding machine, safety supervisor and simulation of human interactions), we will embed our approach into a more general methodology for verification and validation of autonomous systems, starting at the module level considered here, and ending at the level of the integrated overall system [9].

## References

1. Behrmann, G., David, A., Larsen, K.G.: A tutorial on UPPAAL. In: SFM. pp. 200–236 (2004). [https://doi.org/10.1007/978-3-540-30080-9\\_7](https://doi.org/10.1007/978-3-540-30080-9_7)
2. Bergenthal, M., Krafczyk, N., Peleska, J., Sachtleben, R.: Libfsmtest – an open source library for FSM-based testing. In: Cavalli, A., Menéndez, H.D. (eds.) ICTSS, 33rd Conf., November 10-12, 2021. LNCS, Springer (2022), to appear
3. Bersani, M.M., Soldo, M., Menghi, C., Pelliccione, P., Rossi, M.: PuRSUE – from specification of robotic environments to synthesis of controllers. *Formal Aspects of Computing* **32**(2-3), 187–227 (2020). <https://doi.org/10.1007/s00165-020-00509-0>
4. Brauer, J., Peleska, J., Schulze, U.: Efficient and trustworthy tool qualification for model-based testing tools. In: Nielsen, B., Weise, C. (eds.) ICTSS, 24th Conf. pp. 8–23. No. 7641 in LNCS, Springer, Heidelberg (2012)
5. Broy, M.: A logical basis for component-oriented software and systems engineering. *The Computer Journal* **53**(10), 1758–82 (2010). <https://doi.org/10.1093/comjnl/bxq005>
6. Chow, T.S.: Testing software design modeled by finite-state machines. *IEEE Transactions on Software Engineering* **SE-4**(3), 178–186 (Mar 1978). <https://doi.org/10.1109/TSE.1978.231496>
7. Dorofeeva, R., El-Fakih, K., Yevtushenko, N.: An improved conformance testing method. In: Wang, F. (ed.) FORTE, 25th Conf., Taipei. LNCS, vol. 3731, pp. 204–218. Springer (2005). [https://doi.org/10.1007/11562436\\_16](https://doi.org/10.1007/11562436_16)
8. Douthwaite, J., Lesage, B., Gleirscher, M., Calinescu, R., Aitken, J.M., Alexander, R., Law, J.: A modular digital twinning framework for safety assurance of collaborative robotics. *Frontiers in Robotics and AI* **8**, 402 (2021). <https://doi.org/10.3389/frobt.2021.758099>
9. Eder, K.I., Huang, W., Peleska, J.: Complete agent-driven model-based system testing for autonomous systems. In: Farrell, M., Luckcuck, M. (eds.) FMAS, 3rd Workshop. EPTCS, vol. 348, pp. 54–72 (2021). <https://doi.org/10.4204/EPTCS.348.4>
10. Gleirscher, M.: Hazard-based selection of test cases. In: Bertolino, A., Foster, H., Li, J.J. (eds.) AST, 6th ICSE Workshop. pp. 64–70. ACM, Honolulu, HI (2011). <https://doi.org/10.1145/1982595.1982609>
11. Gleirscher, M.: Behavioral Safety of Technical Systems. Dissertation, Technical University of Munich (2014), <http://nbn-resolving.de/urn/resolver.pl?urn:nbn:de:bvb:91-diss-20141120-1221841-0-1>
12. Gleirscher, M.: YAP: Tool support for deriving safety controllers from hazard analysis and risk assessments. In: Luckcuck, M., Farrell, M. (eds.) FMAS, 2nd Workshop, EPTCS, vol. 329, pp. 31–47. Open Publishing Association (2020). <https://doi.org/10.4204/EPTCS.329.4>
13. Gleirscher, M., Calinescu, R.: Safety controller synthesis for collaborative robots. In: Li, Y., Liew, A. (eds.) ICECCS, 25th Int. Conf., Singapore, pp. 83–92. ACM (2020). <https://doi.org/10.1109/ICECCS51672.2020.00017>
14. Gleirscher, M., Calinescu, R., Douthwaite, J., Lesage, B., Paterson, C., Aitken, J., Alexander, R., Law, J.: Verified synthesis of optimal safety controllers for human-robot collaboration. Working paper, University of York, University of Sheffield, and University of Bremen (2021), <https://arxiv.org/abs/2106.06604>
15. Gleirscher, M., Calinescu, R., Woodcock, J.: Risk structures: A design algebra for risk-aware machines. *Formal Aspects of Computing* **33**, 763–802 (2021). <https://doi.org/10.1007/s00165-021-00545-4>



16. Gleirscher, M., Peleska, J.: Complete test of synthesised safety supervisors for robots and autonomous systems. In: Luckuck, M., Farrell, M. (eds.) FMAS, 3rd Workshop, EPTCS, vol. 348, pp. 101–109. Open Publishing Association (2021). <https://doi.org/10.4204/EPTCS.348.7>
17. Huang, W., Peleska, J.: Complete model-based equivalence class testing. *Software Tools for Technology Transfer* **18**(3), 265–283 (2016). <https://doi.org/10.1007/s10009-014-0356-8>
18. Huang, W., Peleska, J.: Complete model-based equivalence class testing for non-deterministic systems. *Formal Aspects of Computing* **29**(2), 335–364 (2017). <https://doi.org/10.1007/s00165-016-0402-2>
19. IEC 61508: Functional safety of electric/electronic/programmable electronic safety-related systems. Tech. rep., IEC (2006)
20. ISO 10218: Robots and robotic devices – safety requirements for industrial robots. Standard, IEC (2011), <https://www.iso.org/standard/51330.html>
21. ISO 26262: Road vehicles – functional safety. Standard, ISO/TC 22/SC 32 (2011), <https://www.iso.org/standard/43464.html>
22. ISO/TS 15066: ISO/TS 15066:2016 – Robots and robotic devices – Collaborative robots. Standard, ISO, Geneva, CH (2016)
23. Kwiatkowska, M., Norman, G., Parker, D.: Stochastic model checking. In: Bernardo, M., Hillston, J. (eds.) SFM, LNCS, vol. 4486, pp. 220–70. Springer (2007). [https://doi.org/10.1007/978-3-540-72522-0\\_6](https://doi.org/10.1007/978-3-540-72522-0_6)
24. Kwiatkowska, M., Norman, G., Parker, D.: PRISM 4.0: Verification of probabilistic real-time systems. In: Gopalakrishnan, G., Qadeer, S. (eds.) CAV, 23rd Int. Conf. pp. 585–591. No. 6806 in LNCS, Springer (2011). [https://doi.org/10.1007/978-3-642-22110-1\\_47](https://doi.org/10.1007/978-3-642-22110-1_47)
25. Lesage, B., Alexander, R.: SASSI: Safety analysis using simulation-based situation coverage for cobot systems. In: SAFECOMP, 40th Int. Conf., LNCS, vol. 12852, pp. 195–209. Springer (2021). [https://doi.org/10.1007/978-3-030-83903-1\\_13](https://doi.org/10.1007/978-3-030-83903-1_13)
26. Many: GSN community standard. Tech. rep., Origin Consulting Ltd., York, UK (2011), <http://www.goalstructuringnotation.info>
27. Orlandini, A., Suriano, M., Cesta, A., Finzi, A.: Controller synthesis for safety critical planning. In: Luo, J. (ed.) ICTAI, 25th Int. Conf., pp. 1–8. IEEE (2013). <https://doi.org/10.1109/ictai.2013.54>
28. Peleska, J., Huang, W.: Test Automation - Foundations and Applications of Model-based Testing. University of Bremen (January 2021), lecture notes, available under <http://www.informatik.uni-bremen.de/agbs/jp/papers/test-automation-huang-peleska.pdf>
29. Petrenko, A.: Checking experiments for symbolic input/output finite state machines. In: ICST, 9th Conf. Workshops, Chicago, IL, USA. pp. 229–237 (2016). <https://doi.org/10.1109/ICSTW.2016.9>
30. Petrenko, A., Simao, A., Maldonado, J.C.: Model-based testing of software and systems: Recent advances and challenges. *Int. J. Softw. Tools Technol. Transf.* **14**(4), 383–386 (Aug 2012). <https://doi.org/10.1007/s10009-012-0240-3>
31. Sachtleben, R.: An executable mechanised formalisation of an adaptive state counting algorithm. In: Casola, V., Benedictis, A.D., Rak, M. (eds.) ICTSS, 32nd, Naples, Italy. LNCS, vol. 12543, pp. 236–254. Springer (2020). [https://doi.org/10.1007/978-3-030-64881-7\\_15](https://doi.org/10.1007/978-3-030-64881-7_15)
32. Sachtleben, R., Hierons, R.M., Huang, W., Peleska, J.: A mechanised proof of an adaptive state counting algorithm. In: ICTSS, 31st Int. Conf., Paris, France. LNCS, vol. 11812, pp. 176–193. Springer (2019). [https://doi.org/10.1007/978-3-030-31280-0\\_11](https://doi.org/10.1007/978-3-030-31280-0_11)

33. Soucha, M., Bogdanov, K.: SPYH-Method: An improvement in testing of finite-state machines. In: ICST Conf. Workshops, Västerås, Sweden. pp. 194–203. IEEE Computer Society (2018). <https://doi.org/10.1109/ICSTW.2018.00050>
34. Stenkova, V., Brings, J., Daun, M., Weyer, T.: Generic negative scenarios for the specification of collaborative cyber-physical systems. In: Conceptual Modeling, LNCS, vol. 11788, pp. 412–419. Springer (2019). [https://doi.org/10.1007/978-3-030-33223-5\\_34](https://doi.org/10.1007/978-3-030-33223-5_34)
35. Uchitel, S., Kramer, J., Magee, J.: Negative scenarios for implied scenario elicitation. *ACM SIGSOFT Software Engineering Notes* **27**(6), 109–118 (2002). <https://doi.org/10.1145/605466.605484>
36. Villani, E., Pontes, R.P., Coracini, G.K., Ambrósio, A.M.: Integrating model checking and model based testing for industrial software development. *Computers in Industry* **104**, 88–102 (2019). <https://doi.org/10.1016/j.compind.2018.08.003>
37. Wagner, L., Mebsout, A., Tinelli, C., Cofer, D., Slind, K.: Qualification of a model checker for avionics software verification. In: NFM, LNCS, vol. 10227, pp. 404–419. Springer, Cham (2017). [https://doi.org/10.1007/978-3-319-57288-8\\_29](https://doi.org/10.1007/978-3-319-57288-8_29)
38. WG-71, R.S.E.: Software Considerations in Airborne Systems and Equipment Certification. Tech. Rep. RTCA/DO-178C, RTCA Inc, 1150 18<sup>th</sup> Street, NW, Suite 910, Washington, D.C. 20036-3816 USA (December 2011)
39. WG-71, R.S.E.: Software Tool Qualification Considerations. Tech. Rep. RTCA/DO-330, RTCA Inc, 1150 18<sup>th</sup> Street, NW, Suite 910, Washington, D.C. 20036-3816 USA (December 2011)