

Data-driven input reconstruction and experimental validation

Jicheng Shi, Yingzhao Lian, and Colin N. Jones

Abstract—This paper addresses a data-driven input reconstruction problem based on Willems’ Fundamental Lemma in which unknown input estimators (UIEs) are constructed directly from historical I/O data. Given only output measurements, the inputs are estimated by the UIE, which is shown to asymptotically converge to the true input without knowing the initial conditions. Both open-loop and closed-loop UIEs are developed based on Lyapunov conditions and the Luenberger-observer-type feedback, whose convergence properties are studied. An experimental study is presented demonstrating the efficacy of the closed-loop UIE for estimating the occupancy of a building on the EPFL campus via measured carbon dioxide levels.

I. INTRODUCTION

Input reconstruction estimates unknown inputs based on the measured states/outputs, which finds broad applications in system supervision, sensor fault detection, and robust control [1], [2], [3]. This problem is of particular interest when the real-time/online measurement of inputs is not affordable or privacy-sensitive. For example, as a critical factor to indoor temperature behaviors, the number of occupants can not be measured directly by cameras or Wi-Fi due to the costs and privacy. Instead, an indirect estimation is commonly deployed based on the response of indoor CO2 level [4]. The cutting force of the machine tools is another important example, whose measurement is only feasible with a dedicated laboratory setup [5].

The input reconstruction problem has been studied in a model-based setup, and various methods have been proposed based on unknown input observer (UIO) [6], [7], optimal filters [8], generalized inverse approach [9] and sliding mode observers [5]. UIO is of special interest in our study, and most methods fall into two categories in the model-based setup. In one way, system states are measured or estimated, and are further used to reconstruct the unknown input by matrix inversion [6], matrix pencil decomposition [1]. In the other category of methods, states and unknown inputs are estimated concurrently, whose estimate can achieve finite step convergence [9].

In practice, the model of the targeted system is usually not available. Instead of running a system identification, the Willems’ fundamental lemma offers a direct characterization of the system responses with an informative historical dataset [10]. This characterization provides a convenient interface to data-driven methods, and has been deployed in

This work has received support from the Swiss National Science Foundation under the RISK project (Risk Aware Data-Driven Demand Response), grant number 200021 175627.

JS, YL and CNJ are with Automatic Laboratory, Ecole Polytechnique Federale de Lausanne, Switzerland. {jicheng.shi, yingzhao.lian, colin.jones}@epfl.ch

output prediction [11] and in controller design [12], [13], [14], [15], [16], [17].

This work applies the Willems’ fundamental lemma to enable the direct input reconstruction with historical data. A similar setup was studied in [18], where the system states are assumed to be measured. This work gets rid of the state measurement and achieves unknown input reconstruction directly from output measurements. In order to stress this difference, the approach developed in this work is termed the unknown input estimator (UIE), instead of the unknown input observer (UIO). This work proposes two design schemes of data-driven UIE, whose stability is studied.

In the following, Section II reviews the output prediction based on the Willems’ Fundamental Lemma, alongside the statement of the UIE problem. The design of a stable data-driven open-loop UIE is proposed in Section III, followed by its closed-loop counterpart in Section IV. The proposed UIEs are validated in Section V by simulations and an occupancy estimation experiment in a real-world building, followed by a conclusion in Section VI.

Notations: $\mathbf{I}_n \in \mathbb{R}^{n \times n}$ denotes an identity matrix. Regarding a matrix M , its numbers of columns and rows are respectively denoted by n_M and m_M such that $M \in \mathbb{R}^{n_M \times m_M}$. Accordingly, $\text{Null}(M)$ denotes its null space. $M^g := \{X | MXM = M\}$ is the set of generalized inverse of matrix M . A strictly positive definite matrix M is denoted by $M \succ 0$. The dimension of a vector s denoted by n_s . Given an ordered sequence of vector $\{s_t, s_{t+1}, \dots, s_{t+L}\}$, its vectorization is denoted by $s_{t:t+L} = [s_t^\top, \dots, s_{t+L}^\top]^\top$.

II. PRELIMINARIES

A discrete-time linear time-invariant (LTI) system, dubbed $\mathcal{B}(A, B, C, D)$, is defined by

$$x_{t+1} = Ax_t + Bu_t, y_t = Cx_t + Du_t, \quad (1)$$

whose states, inputs and outputs are denoted by $x \in \mathbb{R}^{n_x}$, $u \in \mathbb{R}^{n_u}$ and $y \in \mathbb{R}^{n_y}$ respectively. The order of the system is defined as $\mathbf{n}(\mathcal{B}(A, B, C, D)) := n_x$. The lag of the system $\mathbf{l}(\mathcal{B}(A, B, C, D))$ is defined as the smallest integer ℓ with which its observability matrix $\mathcal{O}_\ell := [C^\top, (CA)^\top, \dots, (CA^{\ell-1})^\top]^\top$ has rank n_x . An L -step I/O trajectory generated by this system concatenates I/O sequence by $[u_{1:L}; y_{1:L}]$, and the set of all possible L -step trajectories generated by $\mathcal{B}(A, B, C, D)$ is denoted by $\mathfrak{B}_L(A, B, C, D)$.

Definition 1: A Hankel matrix of depth L constructed by

a vector-valued signal sequence $s := \{s_i\}_{i=1}^T$, $s_i \in \mathbb{R}^{n_s}$ is

$$\mathfrak{H}_L(s) := \begin{bmatrix} s_1 & s_2 & \dots & s_{T-L+1} \\ s_2 & s_3 & \dots & s_{T-L+2} \\ \vdots & \vdots & & \vdots \\ s_L & s_{L+1} & \dots & s_T \end{bmatrix}.$$

Given a sequence of input-output measurements $\{u_{\mathbf{a},i}, y_{\mathbf{a},i}\}_{i=1}^T$, the input sequence is called *persistently exciting* of order L if $\mathfrak{H}_L(u_{\mathbf{a}})$ is full row rank. By building the following n_c -column stacked Hankel matrix

$$\mathfrak{H}_L(u_{\mathbf{a}}, y_{\mathbf{a}}) := \begin{bmatrix} \mathfrak{H}_L(u_{\mathbf{a}}) \\ \mathfrak{H}_L(y_{\mathbf{a}}) \end{bmatrix},$$

we state **Willems' Fundamental Lemma** as

Lemma 1: [10, Theorem 1] Consider a controllable linear system $\mathfrak{B}(A, B, C, D)$ and assume $\{u_{\mathbf{a}}\}_{i=1}^T$ is persistently exciting of order $L + \mathbf{n}(\mathfrak{B}(A, B, C, D))$. The condition $\text{colspan}(\mathfrak{H}_L(u_{\mathbf{a}}, y_{\mathbf{a}})) = \mathfrak{B}_L(A, B, C, D)$ holds.

In the rest of the paper, the subscript \mathbf{a} marks a data point from the training dataset collected offline, and L is reserved for the length of the system response.

The characterization of system response by Lemma 1 is used to develop data-driven output prediction [11], [12]. In [11], the N_{pred} -step output prediction $\bar{y}_{t+1:t+N_{pred}}$ driven by an N_{pred} -step predicted output $u_{t+1:t+N_{pred}}$ is given by the solution to the following equations at time t :

$$\begin{bmatrix} \mathfrak{H}_{L,init}(u_{\mathbf{a}}) \\ \mathfrak{H}_{L,init}(y_{\mathbf{a}}) \\ \mathfrak{H}_{L,pred}(u_{\mathbf{a}}) \end{bmatrix} g = \begin{bmatrix} u_{t-N_{init}+1:t} \\ y_{t-N_{init}+1:t} \\ u_{t+1:t+N_{pred}} \end{bmatrix} \quad (2a)$$

$$\mathfrak{H}_{L,pred}(y_{\mathbf{a}}) =: \bar{y}_{t+1:t+N_{pred}}. \quad (2b)$$

Two sub-Hankel matrices of output are defined by

$$\mathfrak{H}_L(y_{\mathbf{a}}) = \begin{bmatrix} \mathfrak{H}_{L,init}(y_{\mathbf{a}}) \\ \mathfrak{H}_{L,pred}(y_{\mathbf{a}}) \end{bmatrix}, \quad (3)$$

and each of them of depth N_{init} and N_{pred} respectively, such that $N_{init} + N_{pred} = L$. Similarly, the Hankel matrices $\mathfrak{H}_{L,init}(u_{\mathbf{a}})$ and $\mathfrak{H}_{L,pred}(u_{\mathbf{a}})$ are constructed. Last but not least, the solution to (2) is well-defined if $N_{init} \geq 1(\mathfrak{B}(A, B, C, D))$. Specifically, this condition implies that $[u_{t-N_{init}+1:t}, y_{t-N_{init}+1:t}]$ the N_{init} -step input output sequences preceding the current point of time can uniquely determine the underlying state x_t . Readers are referred to [11] for more details.

A. Problem Statement and Inspiration

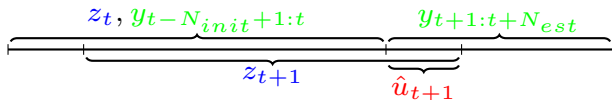


Fig. 1: Diagram of input estimation at time $t+1$. Input estimate \hat{u}_{t+1} can be estimated after $y_{t+N_{est}}$ is measured at time $t+N_{est}$. Differently, output prediction \bar{y}_{t+1} is computed immediately by (2), if given u_{t+1} .

Recall the LTI dynamics (1), we assume that we have an offline I/O dataset $\{u_{\mathbf{a}}, y_{\mathbf{a}}\}$. During the online operation, the inputs are not measurable and thus **unknown**, and this work studies the recursive estimate of the unknown inputs from the measured outputs. In particular, the recursive estimate

is generated by an unknown input estimator (UIE), whose structure is given by

$$\begin{aligned} z_{t+1} &= A_{UIE}z_t + B_{UIE}d_t, \\ \hat{u}_t &= [\mathbf{0} \ \mathbf{I}_{n_u}]z_t, \end{aligned} \quad (4)$$

where $z_t := [\hat{u}_{t-N_{init}+1}, \dots, \hat{u}_t]^\top$ is vectorized N_{init} -step unknown input estimate, and $d_t := y_{t-N_{init}+1:t+N_{est}}$ is the sequence of output measurements, as depicted in Figure 1. We leave the discussion about N_{est} in Section III. Furthermore, a UIE is **stable** if $\lim_{t \rightarrow \infty} \hat{u}_t - u_t \rightarrow 0$ for any initial guess z_0 . Note that z_t is the sequence of N_{init} -step unknown input estimate, it is reasonable to design an observable canonical form based UIE, such that the recursive estimator only update the latest unknown input in z_t (i.e. \hat{u}_t), and we term a UIE of this form an open-loop UIE (op-UIE). Otherwise, it is called a closed-loop UIE (cl-UIE).

The goal of this work is to design the UIE components (i.e. A_{UIE} and B_{UIE}) directly from data $\{u_{\mathbf{a}}, y_{\mathbf{a}}\}$. Inspired by the data-driven output prediction (2), it is reasonable to formulate a similar data-driven input estimation scheme:

$$\begin{bmatrix} \mathfrak{H}_{L,init}(u_{\mathbf{a}}) \\ \mathfrak{H}_{L,init}(y_{\mathbf{a}}) \\ \mathfrak{H}_{L,est}(y_{\mathbf{a}}) \end{bmatrix} g = \begin{bmatrix} u_{t-N_{init}+1:t} \\ y_{t-N_{init}+1:t} \\ y_{t+1:t+N_{est}} \end{bmatrix} \quad (5a)$$

$$\mathfrak{H}_{L,est(1)}(u_{\mathbf{a}})g =: \bar{u}_{t+1}, \quad (5b)$$

where sub-Hankel matrices $\mathfrak{H}_{L,init}(u_{\mathbf{a}})$, $\mathfrak{H}_{L,init}(y_{\mathbf{a}})$, $\mathfrak{H}_{L,est}(y_{\mathbf{a}})$, $\mathfrak{H}_{L,est}(u_{\mathbf{a}})$ follow a similar splitting definition in (3) such that $N_{init} + N_{est} = L$, and $\mathfrak{H}_{L,est(1)}(u_{\mathbf{a}})$ denotes the first n_u rows of $\mathfrak{H}_{L,est}(u_{\mathbf{a}})$. However, this scheme (5) is numerically not implementable, as input measurements in (5a) are not available. The key idea of this work is to fit this scheme (5) into the general UIE structure (4).

Remark 1: In the rest of the paper, \bar{u}_{t+1} indicates the input estimate by (5) given the actual previous input sequence $u_{t-N_{init}+1:t}$. \hat{u}_{t+1} denotes the input estimate by (4) and z_{t+1} .

III. DATA-DRIVEN OP-UIE

The key idea of this section is to substitute the $u_{t-N_{init}+1:t}$ in (5a) by its recursive input estimate $\hat{u}_{t-N_{init}+1:t} =: z_t$ in the UIE (4). For the sake of clarity, the notations in (5) are simplified by

$$H := \begin{bmatrix} \mathfrak{H}_{L,init}(u_{\mathbf{a}}) \\ \mathfrak{H}_{L,init}(y_{\mathbf{a}}) \\ \mathfrak{H}_{L,est}(u_{\mathbf{a}}) \end{bmatrix}, b := \begin{bmatrix} u_{t-N_{init}+1:t} \\ y_{t-N_{init}+1:t} \\ y_{t+1:t+N_{est}} \end{bmatrix}, H_u := \mathfrak{H}_{L,est(1)}(u_{\mathbf{a}})$$

Assumption 1: The historical input signals $\{u_{\mathbf{a}}\}_{i=1}^T$ are persistently exciting of order $N_{init} + N_{est} + \mathbf{n}(\mathfrak{B}(A, B, C, D))$.

Under this assumption, the Hankel matrices H constructed by $\{u_{\mathbf{a}}, y_{\mathbf{a}}\}$ is informative enough, such that Lemma 1 guarantees that $b \in \text{colspan}(H)$. Therefore, the solution set to $Hg = b$ is non-empty, which can be characterize by

$$\mathcal{T}(b) := \{g | g = Gb + \nu, G \in H^g, \nu \in \text{Null}(H)\}. \quad (6)$$

Accordingly, \hat{u}_{t+1} in (5b) is given by

$$\bar{u}_{t+1} = \{H_u g | g \in \mathcal{T}(b)\}. \quad (7)$$

However, the solution set (6) is not a singleton and therefore \hat{u}_{t+1} is not necessarily unique. To ensure uniqueness, we give the following lemma

Lemma 2: Let Assumption 1 holds, the set (7) is a singleton if and only if

$$\text{Null}(H) \subseteq \text{Null}(H_u). \quad (8)$$

Proof: (\Rightarrow) For any solutions $g_1, g_2 \in \mathcal{T}(b)$ to $Hg = b$, we have $Hg_1 - Hg_2 = H(g_1 - g_2) = 0$, which indicates $(g_1 - g_2) \in \text{Null}(H)$. Therefore, by $\text{Null}(H) \subseteq \text{Null}(H_u)$, $H_u g_1 - H_u g_2 = 0$. Due the arbitrariness of g_1 and g_2 , u_t defined in (7) is a singleton. (\Leftarrow) For any $G \in H^g$, $\nu \in \text{Null}(H)$, $H_u(Gb + \nu) - H_u Gb = 0$ because \hat{u}_t by (7) is a singleton. This indicates $H_u \nu = 0, \forall \nu \in \text{Null}(H)$ and therefore $\text{Null}(H) \subseteq \text{Null}(H_u)$. ■

If the condition (8) holds, the effect of null space $\text{Null}(H)$ in $\mathcal{T}(b)$ can be neglected. Next, by substituting the $u_{t-N_{init}+1:t}$ in (7) by z_t , we have:

$$\hat{u}_{t+1} = H_u G [z_t^\top d_t^\top]^\top \quad (9)$$

, and we state the set of data-driven op-UIE candidates by

$$\mathcal{U}_{op} := \left\{ \begin{array}{l} A_{UIE} \\ B_{UIE} \end{array} \left| \begin{array}{l} A_{UIE} = \begin{bmatrix} \mathbf{0} & \mathbf{I} \\ H_u G_u \end{bmatrix} \\ B_{UIE} = \begin{bmatrix} \mathbf{0} \\ H_u G_y \end{bmatrix} \end{array} \right. , \forall [G_u, G_y] = G \in H^g \right\} \quad (10)$$

where G_u and G_y partitions any generalized inverse G , and respectively consists of $N_{init}n_u$ and $(N_{init} + N_{est})n_y$ columns. Note that an element in set \mathcal{U}_{op} (10) is not necessarily stable, therefore, choosing a $G \in H^g$ such that the resulting data-driven op-UIE is stable is the key ingredient in a data-driven op-UIE design procedure, which will be discussed in the next subsection III-A.

Remark 2: The choices of N_{est} for output measurement depends on the properties of matrices $\{B, C, D\}$ in the dynamics (1), which intuitively reflects how soon all the entries of inputs can affect the output. For example, if D is full column rank, the effect from the input to output is instantaneous and thus N_{est} can set to 1. A model-based discussion about N_{est} can be found in [6] and [19]. The condition (8) in Lemma 2 gives a data-driven criterion of N_{est} selection, which intuitively states that the variation in input will always change the output, as any $g \notin \text{Null}(H_u)$ is not in $\text{Null}(H)$, and therefore reflected as variation in the output measurements.

A. Design of data-driven op-UIE

To find the stable UIE within set \mathcal{U}_{op} , we first characterize its stability by the following lemma

Lemma 3: Let Assumption 1 and condition (8) holds, a UIE in \mathcal{U}_{op} is stable if and only if A_{UIE} is Schur.

Proof: Under Assumption 1 and condition (8) holds, Lemma 1 and 2 guarantee that $\bar{u}_{t+1} = u_{t+1}$ in (7). Therefore

$\forall A_{UIE}, B_{UIE} \in \mathcal{U}_{op}$, (7) is equivalent to

$$\begin{aligned} u_{t-N_{init}+2:t+1} &= A_{UIE} u_{t-N_{init}+1:t} + B_{UIE} d_t, \\ u_t &= [\mathbf{0} \ \mathbf{I}_{n_u}] u_{t-N_{init}+1:t}. \end{aligned}$$

Thus, we have

$$\begin{aligned} \lim_{t \rightarrow \infty} \hat{u}_t - u_t &= \lim_{t \rightarrow \infty} [\mathbf{0} \ \mathbf{I}_{n_u}] A_{UIE} (z_{t-1} - u_{t-N_{init}:t-1}) \\ &= \lim_{t \rightarrow \infty} [\mathbf{0} \ \mathbf{I}_{n_u}] A_{UIE}^t (z_0 - u_{-N_{init}+1:0}). \end{aligned}$$

The above equation converges to 0 if and only if A_{UIE} is Schur stable, and we conclude the proof. ■

The Schur stability criterion can be validated via a semidefinite programming [20, Chapter 3.3] as

$$A_{UIE} \text{ SCHUR STABLE} \iff \begin{cases} \exists W \succ 0 \\ \begin{bmatrix} W & A_{UIE} W \\ W A_{UIE}' & W \end{bmatrix} \succ 0 \end{cases} \quad (11)$$

hence, the design of a data-driven op-UIE is reduced to a feasibility problem:

$$\underset{W \succ 0, A_{UIE}, B_{UIE}}{\text{minimize}} \quad 0$$

subject to

$$A_{UIE}, B_{UIE} \in \mathcal{U}_{op} \quad (12a)$$

$$\begin{bmatrix} W & A_{UIE} W \\ W A_{UIE}' & W \end{bmatrix} \succ 0. \quad (12b)$$

This optimization problem is NP-hard due to the bilinear matrix (BMI) inequality (12b) [21]. In the rest of this section, we will tighten this BMI into a tractable linear matrix inequality (LMI) [22] and characterize the set of generalized inverse H^g in \mathcal{U}_{op} via singular value decomposition (SVD).

1) *Characterization of Generalized Inverse:* Denote the SVD of matrix H by $H = U \begin{bmatrix} S & \mathbf{0} \\ \mathbf{0} & \mathbf{0} \end{bmatrix} V^\top$, with $S \in \mathbb{R}^{n_S \times n_S}$ containing all the positive singular values. Then the generalized inverse is characterized by

$$H^g = \left\{ G \left| \begin{array}{l} V \left(\begin{bmatrix} S^{-1} & \mathbf{0} \\ \mathbf{0} & \mathbf{0} \end{bmatrix} + F \right) U^\top \\ F \in \mathbb{R}^{m_H \times n_H}, [I_{n_S} \ \mathbf{0}] F \begin{bmatrix} I_{n_S} \\ \mathbf{0} \end{bmatrix} = \mathbf{0} \end{array} \right. \right\}, \quad (13)$$

where F is a any matrix of shape H whose upper-left block of size $n_S \times n_S$ is zeros. For the sake of clarity, we characterize an element in H^g by $G(F)$ such that

$$G(F) := V \left(\begin{bmatrix} S^{-1} & \mathbf{0} \\ \mathbf{0} & \mathbf{0} \end{bmatrix} + F \right) U^\top$$

Additionally, the set (13) is indeed the set of generalized inverse as

$$\begin{aligned} H G(F) H &= U \begin{bmatrix} S & \mathbf{0} \\ \mathbf{0} & \mathbf{0} \end{bmatrix} \left(\begin{bmatrix} S^{-1} & \mathbf{0} \\ \mathbf{0} & \mathbf{0} \end{bmatrix} + F \right) \begin{bmatrix} S & \mathbf{0} \\ \mathbf{0} & \mathbf{0} \end{bmatrix} V^\top \\ &= U \begin{bmatrix} S & \mathbf{0} \\ \mathbf{0} & \mathbf{0} \end{bmatrix} V^\top = H \end{aligned}$$

2) *LMI Tightening*: Before going into details, we would first intuitively explain the idea behind the design procedure. Recall the idea behind Lemma 2, we can see that the design of the A_{UIE} lie in the selection of the null space of the matrix H such that the set (7) is still unique, and the matrix A_{UIE} is Schur stable. Hence, we only need to focus on the null space of H , which motivates the following LMI reformulation. Based on the characterization of H^g in (13), any A_{UIE} in our feasible set \mathcal{U}_{op} is accordingly parametrized by matrix F such that

$$\begin{aligned} A_{UIE}(F) &= \begin{bmatrix} \mathbf{0} & \mathbf{I}_{(N_{init}-1)n_u} \\ H_u V \left(\begin{bmatrix} S^{-1} & \mathbf{0} \\ \mathbf{0} & \mathbf{0} \end{bmatrix} + F \right) U^\top & \begin{bmatrix} \mathbf{I}_{N_{init}n_u} \\ \mathbf{0} \end{bmatrix} \end{bmatrix} \\ &= N_1 + N_2 F N_3, \\ N_2 &:= \begin{bmatrix} \mathbf{0} \\ \mathbf{I}_{n_u} \end{bmatrix} H_u V, \quad N_3 = U^\top \begin{bmatrix} \mathbf{I}_{N_{init}n_u} \\ \mathbf{0} \end{bmatrix} \\ N_1 &:= \begin{bmatrix} \mathbf{0} & \mathbf{I}_{(N_{init}-1)n_u} \\ \mathbf{0} & \mathbf{0} \end{bmatrix} + N_2 \begin{bmatrix} S^{-1} & \mathbf{0} \\ \mathbf{0} & \mathbf{0} \end{bmatrix} N_3, \end{aligned} \quad (14)$$

To enable the LMI reformulation, we define

$$T_1 = [\mathbf{0} \quad \mathbf{I}_{n_H - n_s}] \in \mathbb{R}^{(n_H - n_s) \times n_H}, \quad (15)$$

and we denote $r = \text{rank}(T_1 N_3)$. Regarding the definition of generalized inverse and (14), the operation $T_1 N_3$ select the components in U related to $\text{Null}(H)$. Followed by this, we define $T_2 = [\mathbf{I}_r \quad \mathbf{0}] E \in \mathbb{R}^{r \times (n_H - n_s)}$, where E is the multiplication of elementary operations to execute Gauss-Jordan Elimination for $T_1 N_3$. In summary, the operation $T_2 T_1 N_3$ generates the subspace of U related to the $\text{Null}(H)$, and based on the aforementioned discussion, the design of A_{UIE} lies within this space, which leads to the following LMI tightening.

Lemma 4: The BMI constraint (12b) is satisfied if $\exists N \in \mathbb{R}^{m_H \times r}, M \in \mathbb{R}^{r \times r}$ and $W \in \mathbb{R}^{N_{init}n_u \times N_{init}n_u} \succeq \mathbf{0}$ such that $F = NM^{-1}T_2T_1$ and

$$\left\{ \begin{aligned} &\begin{bmatrix} W & N_1 W + N_2 N T_2 T_1 N_3 \\ W N_1' + (N_2 N T_2 T_1 N_3)' & W \end{bmatrix} \succ \mathbf{0} \quad (16a) \\ &T_2 T_1 N_3 W = M T_2 T_1 N_3 \quad (16b) \end{aligned} \right.$$

Proof: The first n_s column of F are zeros, because $F = NM^{-1}T_2T_1$ and $T_1 = [\mathbf{0} \quad \mathbf{I}_{n_H - n_s}]$. Hence, F satisfies (13) and gives a generalized inverse $G(F)$.

The idea of the rest proof comes from [22, Theorem 1]. By definition of T_2 , matrix $T_2 T_1 N_3$ is full row rank. The left-hand-sied of condition (16b) is therefore full rank as $W \succ \mathbf{0}$, which further ensures that M is also full rank. Therefore, M^{-1} exists and $T_2 T_1 N_3 = M^{-1} T_2 T_1 N_3 W$. Then we get (12a) from (16a) by

$$\begin{aligned} N_1 W + N_2 N T_2 T_1 N_3 &= N_1 W + N_2 N M^{-1} T_2 T_1 N_3 W \\ &\stackrel{(a)}{=} N_1 W + N_2 F N_3 W = A_{UIE}(F) W, \end{aligned}$$

where (a) follows $F = NM^{-1}T_2T_1$, and we summarize the proof. ■

Finally, we summarize the design of data-driven op-UIE into the following LMI feasibility problem:

$$\begin{aligned} &\text{minimize } 0 \\ &W \succ \mathbf{0}, M, N \end{aligned}$$

subject to

$$\begin{aligned} &\begin{bmatrix} W & A_{UIE} W \\ W A_{UIE}' & W \end{bmatrix} \succ \mathbf{0}, \quad T_2 T_1 N_3 W = M T_2 T_1 N_3 \\ &\begin{bmatrix} W & (W N_1 + N_2 N T_2 T_1 N_3) \\ (W N_1 + N_2 N T_2 T_1 N_3)^\top & W \end{bmatrix} \succ \mathbf{0} \end{aligned}$$

The $A_{UIE}, B_{UIE} \in \mathcal{U}_{op}$ is reconstructed by setting $G \in H^g$ to $G(F)$ with $F = NM^{-1}T_2T_1$.

IV. DATA-DRIVEN CL-UIE

Recall that an op-UIE only updates the most recent unknown input in z_{t+1} , i.e. \hat{u}_{t+1} . Similar to the concept used in Luenberger observer [23], the key idea behind a data-driven cl-UIE is to enable the correction update of the $\hat{u}_{t-N_{init}+2:t+1}$ estimate, i.e. z_{t+1} , by the error between the actual measurement of y_{t+1} and its data-driven predictive estimate \hat{y}_{t+1} .

Recall the data-driven prediction problem in Section II, we define following matrices for the sake of clarity,

$$\begin{aligned} \hat{H} &:= \begin{bmatrix} \mathfrak{H}_{L,init}(u_a) \\ \mathfrak{H}_{L,est(1)}(u_a) \\ \mathfrak{H}_{L,init}(y_a) \end{bmatrix}, \quad H_y := \mathfrak{H}_{L,est(1)}(y_a) \\ \hat{b} &:= \begin{bmatrix} \hat{u}_{t-N_{init}+1:t} \\ \hat{u}_{t+1} \\ y_{t-N_{init}+1:t} \end{bmatrix} \stackrel{(a)}{=} \begin{bmatrix} z_t \\ H_u(G_u z_t + G_y d_t) \\ [I_{n_y \times N_{init}} \quad \mathbf{0}] d_t \end{bmatrix} \\ &= \underbrace{\begin{bmatrix} I & \mathbf{0} \\ H_u G_u & H_u G_y \\ \mathbf{0} & [I_{n_y \times N_{init}} \quad \mathbf{0}] \end{bmatrix}}_{P(G)} \begin{bmatrix} z_t \\ d_t \end{bmatrix}, \quad \forall [G_u \quad G_y] = G \in H^g \end{aligned}$$

where (a) follows (9) and $P(G)$ is introduced for the sake of compactness. Then, similar to (9), the corresponding output prediction \hat{y}_{t+1} is defined by

$$\begin{aligned} \forall \hat{G} \in \hat{H}^g, \quad \hat{y}_{t+1} &:= H_y \hat{G} \hat{b} \\ &= H_y \hat{G} P(G) \begin{bmatrix} z_t \\ d_t \end{bmatrix} \end{aligned} \quad (19)$$

Under the Assumption 1 and condition (8), the Fundamental Lemma 1 and Lemma 2 guarantees this equality holds for the actual output y_{t+1} with respect to the actual but unknown previous inputs sequence $u_{t-N_{init}+1:t}$

$$\forall \hat{G} \in \hat{H}^g, \quad y_{t+1} = H_y \hat{G} P(G) \begin{bmatrix} u_{t-N_{init}+1:t} \\ d_t \end{bmatrix} \quad (20)$$

Following a Luenberger observer style design, the observer will have the following structure with $\hat{A}_{UIE}, \hat{B}_{UIE} \in \mathcal{U}_{op}$:

$$z_{t+1} = \hat{A}_{UIE} z_t + \hat{B}_{UIE} d_t + L(y_{t+1} - \hat{y}_{t+1}),$$

where \hat{y}_{t+1} is given in (19) and y_{t+1} is always an entry of d_t as $N_{est} \geq 1$ with

$$y_{t+1} = \underbrace{\begin{bmatrix} \mathbf{0} & \mathbf{I}_{n_y} & \mathbf{0} \end{bmatrix}}_{(a)} \underbrace{d_t}_{T_y}, \quad (20)$$

where term (a) is of $N_{init}n_y$ columns and term (b) is of $(N_{est} - 1)n_y$ columns, and this linear mapping is denoted by T_y . Hence, $\forall \hat{A}_{UIE}, \hat{B}_{UIE} \in \mathcal{U}_{op}, \hat{G} \in \hat{H}^g, G \in H^g$, the components of an data-driven cl-UIE can be written as:

$$A_{UIE} = \hat{A}_{UIE} - LH_y \hat{G}P(G) \begin{bmatrix} \mathbf{I}_{n_y \times N_{init}} \\ \mathbf{0} \end{bmatrix} \quad (21a)$$

$$B_{UIE} = \hat{B}_{UIE} + T_y - LH_y \hat{G}P(G) \begin{bmatrix} \mathbf{0} \\ \mathbf{I}_{n_y \times (N_{init} + N_{est})} \end{bmatrix} \quad (21b)$$

The following Theorem summarizes the stability of a data-driven cl-UIE.

Theorem 1 (Stability of cl-UIE): Let Assumption 1 and condition (2) holds, for any $\hat{A}_{UIE}, \hat{B}_{UIE} \in \mathcal{U}_{op}, \hat{G} \in \hat{H}^g, G \in H^g$, the data-driven cl-UIE in (21) is stable if $\hat{A}_{UIE} - LH_y \hat{G}P(G) \begin{bmatrix} \mathbf{I}_{n_y \times N_{init}} \\ \mathbf{0} \end{bmatrix}$ is Schur stable.

Proof: Similar to the proof of Lemma (3), the actual unknown input sequence satisfies the dynamics

$$u_{t-N_{init}+2:t+1} = \hat{A}_{UIE}u_{t-N_{init}+1:t} + \hat{B}_{UIE}d_t, \\ u_t = [\mathbf{0} \ \mathbf{I}_{n_u}]u_{t-N_{init}+1:t},$$

Therefore, we have

$$\lim_{t \rightarrow \infty} \hat{u}_t - u_t \\ \stackrel{(a)}{=} \lim_{t \rightarrow \infty} [\mathbf{0} \ \mathbf{I}_{n_u}]A_{UIE}(z_{t-1} - u_{t-N_{init}:t-1}) \\ = \lim_{t \rightarrow \infty} [\mathbf{0} \ \mathbf{I}_{n_u}]A_{UIE}^t(z_0 - u_{-N_{init}+1:0}),$$

where (a) follows the equations (20) and (21). The above equation converges to 0 if and only if A_{UIE} is Schur stable, and we conclude the proof. ■

Remark 3: The design methods by Lyapunov condition (12), LMI formulation (16) and cl-UIE in Theorem (21) do not guarantee the existence of a data-driven UIE for any system. The existence problem of a UIE has been explored in a model-based setup, which shows that the existence is related to the system dynamic $\mathcal{B}(A, B, C, D)$ [1], [6]. However, the existence problem within a data-driven setup is still unclear and remains for future work.

Remark 4: In comparison with the data-driven op-UIE, we observed that the data-driven cl-UIE is more resistant to the measurement noise within the data, because it does not require any construction of the null space, which may be sensitive to the measurement noise [24].

In conclusion, the design process and operation of op-UIE and cl-UIE are summarized in Algorithm 1.

Algorithm 1 Design a data-driven UIE

Given historical signals $\{u_{d,i}, y_{d,i}\}_{i=1}^T$.

- 1) Choose a large N_{init} , try $N_{est} = 1, 2, \dots, \max N_{est}$ until the condition (8) holds.
 - 2) Build the UIE in the form (4) by either:
 - a) op-UIE: Compute G by either (12) or (16). Compute the components in (10).
 - b) cl-UIE: Choose any $G \in H^g, \hat{G} \in \hat{H}^g$. Design L such that the stability condition in Theorem 1 holds. Compute the components in (21).
 - 3) From $t = 0$, choose arbitrary z_0 and repeatedly compute (4) to output \hat{u}_t .
-

V. SIMULATION AND EXPERIMENTAL VALIDATION

A. Simulation

We consider the following **unstable** LTI dynamics:

$$\left[\begin{array}{c|c} A & B \\ \hline C & D \end{array} \right] = \left[\begin{array}{ccc|cc} \begin{bmatrix} 0.9 & 1.4 & 0.2 \\ 0.5 & 1.5 & 1.5 \\ 1.6 & 0.6 & 0.4 \end{bmatrix} & & \begin{bmatrix} 0.5 & 1.0 \\ 0.9 & 0.3 \\ 0.4 & 0.3 \end{bmatrix} \\ \hline \begin{bmatrix} 1.5 & 1.0 & 1.4 \\ 0.6 & 0.3 & 0.3 \end{bmatrix} & \gamma & \begin{bmatrix} 2.0 & 0.8 \\ 1.4 & 1.4 \end{bmatrix} \end{array} \right]$$

Recall remark 2, different γ results N_{est} , and we consider $\gamma = 1$ with $N_{est} = 1$ and $\gamma = 0$ with $N_{est} = 2$. We set $N_{init} = 5$, and the historical I/O data are generated by a 50-step trajectory excited by random inputs. Setting the initial guess to $z_0 = [0 \ 0 \ \dots \ 0 \ 0]^T$, the results of $\hat{u}_t(i)$ by op-UIE are plotted in Figure 2(a) and the estimation error $du_t(i) = u_t(i) - \hat{u}_t(i)$ is given in Figure 2(b) and (c), where both proposed design schemes show fast convergence in the estimate even though the underlying dynamics is unstable.

B. Experiment

This experiment is carried out on a whole building, named Polydome, on the EPFL campus, and we estimate the number of occupants by the indoor CO2 level measurement. Although the building dynamics is nonlinear due to the ventilation system, it has a good linear approximation when the ventilation flow rate is constant [25]. Under the assumption that the CO2 generation rate per person doing office work is relatively constant, the proposed schemes in this work are feasible. The offline dataset contains indoor temperature, weather condition, heat pump power, CO2 level, and occupant number recorded by manual headcount (i.e., online measurement is not affordable). The indoor CO2 level is measured as the averaged value from four air quality sensors, whose installation locations are shown in Figure 3. Data from five weekdays are used to build the Hankel matrix, and the proposed data-driven cl-UIE¹ is compared with linear regression (LR) and Gaussian process regression (GR). Note that the building is empty outside the office hour, i.e., between 7 : 00 PM and 7 : 00 AM, we enforce $\hat{u}_t = 0$

¹The op-UIE does not give good performance in this experiment due to the measurement noise within the data and the nonlinearity of the underlying dynamics.

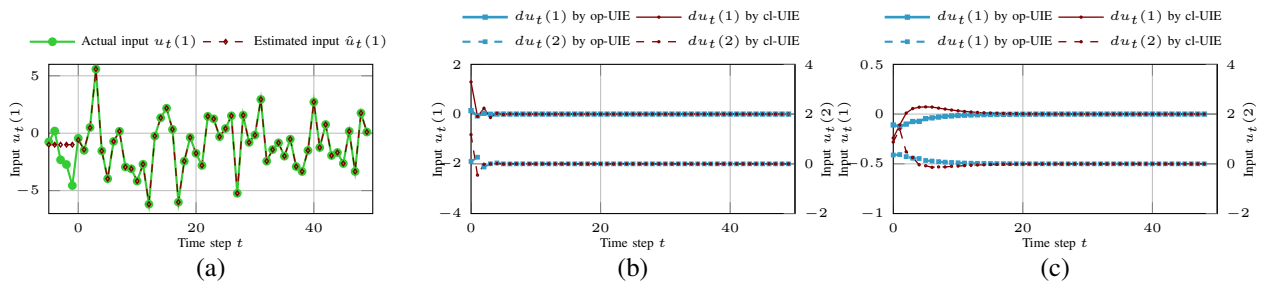


Fig. 2: Simulation: input estimation by op-UIE and cl-UIE. (a): op-UIE, $\gamma = 1$, input $u_t(1)$. (b): two UIEs: $\gamma = 1$. (c): two UIEs: $\gamma = 0$.

within this time interval to improve the estimate. The results are plotted in Figure 4, from which one can see that the proposed cl-UIE scheme is better than LR and slightly worse than GR in terms of mean absolute error (MAE). However, the UIE better tracks the occupancy trajectory while GR shows significant fluctuations in its estimates.

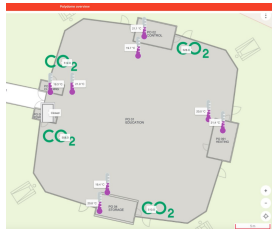


Fig. 3: Position of Air quality sensors in the Polydome

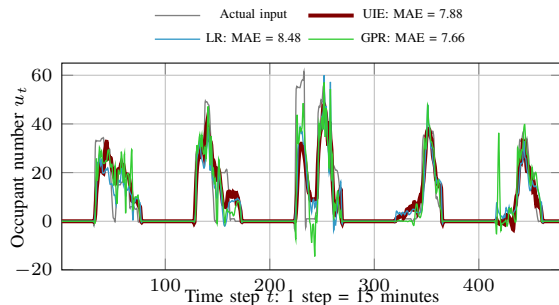


Fig. 4: Comparison of occupant number estimation by the data-driven UIE, LR and GPR. Mean absolute error (MAE) is computed for the data during the work time.

VI. CONCLUSIONS

This work proposes two data-driven UIE design schemes based on the Lyapunov condition and the Luenberger-observer-type feedback. The stability of the proposed schemes is discussed, and their efficacy is validated by numerical simulations and a real-world experiment of occupancy estimation.

REFERENCES

- [1] M. Hou and R. J. Patton, "Input observability and input reconstruction," *Automatica*, vol. 34, no. 6, pp. 789–794, 1998.
- [2] A. Ansari, "Input and state estimation for discrete-time linear systems with application to target tracking and fault detection," Ph.D. dissertation, 2018.
- [3] R. Rajamani, Y. Wang, G. D. Nelson, R. Madson, and A. Zemouche, "Observers with dual spatially separated sensors for enhanced estimation: Industrial, automotive, and biomedical applications," *IEEE Control Systems Magazine*, vol. 37, no. 3, pp. 42–58, 2017.
- [4] Z. Chen, C. Jiang, and L. Xie, "Building occupancy estimation and detection: A review," *Energy and Buildings*, vol. 169, pp. 260–270, 2018.
- [5] F. Zhu, "State estimation and unknown input reconstruction via both reduced-order and high-order sliding mode observers," *Journal of Process Control*, vol. 22, no. 1, pp. 296–302, 2012.
- [6] M. E. Valcher, "State observers for discrete-time linear systems with unknown inputs," *IEEE Trans. Autom. Control*, vol. 44, no. 2, pp. 397–401, 1999.
- [7] S. Sundaram and C. N. Hadjicostis, "Delayed observers for linear systems with unknown inputs," *IEEE Trans. Autom. Control*, vol. 52, no. 2, pp. 334–339, 2007.
- [8] S. Gillijns and B. De Moor, "Unbiased minimum-variance input and state estimation for linear discrete-time systems," *Automatica*, vol. 43, no. 1, pp. 111–116, 2007.
- [9] A. Ansari and D. S. Bernstein, "Deadbeat unknown-input state estimation and input reconstruction for linear discrete-time systems," *Automatica*, vol. 103, pp. 11–19, 2019.
- [10] J. C. Willems, P. Rapisarda, I. Markovsky, and B. L. De Moor, "A note on persistency of excitation," *Systems & Control Letters*, vol. 54, no. 4, pp. 325–329, 2005.
- [11] I. Markovsky and P. Rapisarda, "Data-driven simulation and control," *International Journal of Control*, vol. 81, no. 12, pp. 1946–1959, 2008.
- [12] J. Coulson, J. Lygeros, and F. Dörfler, "Data-enabled predictive control: In the shallows of the deepc," in *2019 18th Eur. Control Conf. (ECC)*. IEEE, 2019, pp. 307–312.
- [13] C. De Persis and P. Tesi, "Formulas for data-driven control: Stabilization, optimality, and robustness," *IEEE Trans. Autom. Control*, vol. 65, no. 3, pp. 909–924, 2019.
- [14] I. Markovsky and P. Rapisarda, "On the linear quadratic data-driven control," in *2007 Eur. Control Conf. (ECC)*. IEEE, 2007, pp. 5313–5318.
- [15] J. Berberich, J. Köhler, M. A. Müller, and F. Allgöwer, "Data-driven model predictive control with stability and robustness guarantees," *IEEE Trans. Autom. Control*, vol. 66, no. 4, pp. 1702–1717, 2020.
- [16] Y. Lian, J. Shi, M. P. Koch, and C. N. Jones, "Adaptive robust data-driven building control via bi-level reformulation: an experimental result," *arXiv preprint arXiv:2106.05740*, 2021.
- [17] Y. Lian and C. N. Jones, "Nonlinear data-enabled prediction and control," in *Learning for Dynamics and Control*. PMLR, 2021, pp. 523–534.
- [18] M. S. Turan and G. Ferrari-Trecate, "Data-driven unknown-input observers and state estimation," *IEEE Contr. Syst. Lett.*, vol. 6, pp. 1424–1429, 2021.
- [19] J. Jin, M.-J. Tahk, and C. Park, "Time-delayed state and unknown input observation," *International Journal of Control*, vol. 66, no. 5, pp. 733–746, 1997.
- [20] A. Ben-Tal and A. Nemirovski, *Lectures on modern convex optimization: analysis, algorithms, and engineering applications*. SIAM, 2001.
- [21] O. Toker and H. Ozbay, "On the np-hardness of solving bilinear matrix inequalities and simultaneous stabilization with static output feedback," in *Proceedings of 1995 Amer. Control Conf. -ACC'95*, vol. 4. IEEE, 1995, pp. 2525–2526.
- [22] C. A. Crusius and A. Trofino, "Sufficient lmi conditions for output feedback control problems," *IEEE Trans. Autom. Control*, vol. 44, no. 5, pp. 1053–1057, 1999.
- [23] D. Luenberger, "An introduction to observers," *IEEE Trans. Autom. Control*, vol. 16, no. 6, pp. 596–602, 1971.
- [24] R.-C. Li, "Relative perturbation theory: Ii. eigenspace and singular subspace variations," *SIAM Journal on Matrix Analysis and Applications*, vol. 20, no. 2, pp. 471–492, 1998.

- [25] D. Cali, P. Matthes, K. Huchtemann, R. Streblov, and D. Müller, "Co2 based occupancy detection algorithm: Experimental analysis and validation for office and residential buildings," *Building and Environment*, vol. 86, pp. 39–49, 2015.