

Description Logic \mathcal{EL}^{++} Embeddings with Intersectional Closure

Xi Peng, Zhenwei Tang, Maxat Kulmanov, Kexin Niu, Robert Hoehndorf*

Computer, Electrical and Mathematical Sciences & Engineering Division (CEMSE), Computational Bioscience Research Center (CBRC), King Abdullah University of Science and Technology, Thuwal 23955, Saudi Arabia

{xi.peng, zhenwei.tang, maxat.kulmanov, kexin.niu, robert.hoehndorf}@kaust.edu.sa

Abstract

Many ontologies, in particular in the biomedical domain, are based on the Description Logic \mathcal{EL}^{++} . Several efforts have been made to interpret and exploit \mathcal{EL}^{++} ontologies by distributed representation learning. Specifically, concepts within \mathcal{EL}^{++} theories have been represented as n -balls within an n -dimensional embedding space. However, the intersectional closure is not satisfied when using n -balls to represent concepts because the intersection of two n -balls is not an n -ball. This leads to challenges when measuring the distance between concepts and inferring equivalence between concepts. To this end, we developed EL Box Embedding (ELBE) to learn Description Logic \mathcal{EL}^{++} embeddings using axis-parallel boxes. We generate specially designed box-based geometric constraints from \mathcal{EL}^{++} axioms for model training. Since the intersection of boxes remains as a box, the intersectional closure is satisfied. We report extensive experimental results on three datasets and present a case study to demonstrate the effectiveness of the proposed method.

1 Introduction

\mathcal{EL}^{++} is a lightweight Description Logic that admits sound and complete reasoning in polynomial time and has been used to define the Web Ontology Language (OWL) 2 EL profile [Motik *et al.*, 2009]. \mathcal{EL}^{++} is of great value in real-world applications, and especially in the life sciences where a large number of ontologies have been developed [Smith *et al.*, 2007] and the OWL 2 EL profile is widely used [Hoehndorf *et al.*, 2011].

Statistical methods [Subramanian *et al.*, 2005] and semantic similarity measures [Pesquita *et al.*, 2009] have been developed and widely used to analyze ontologies as well as entities characterized with concepts in ontologies. Recent years have witnessed increasing interest in distributed representation learning in a variety of fields including natural language processing [Mikolov *et al.*, 2013] and recommender systems [He *et al.*, 2017]. This motivated efforts in understanding

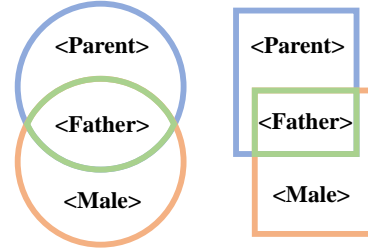


Figure 1: Example of concept intersections in 2-dimensional space. The intersection of two boxes remains as a box whereas the intersection of 2-balls is a lens-shaped region and not a 2-ball.

and exploiting the Description Logic \mathcal{EL}^{++} through embeddings [Kulmanov *et al.*, 2019; Mondala *et al.*, 2021]. The embedding methods for \mathcal{EL}^{++} consider concepts as n -balls in an n -dimensional embedding space. The rationality behind representing concepts as geometric regions rather than single points in the embedding space is twofold. First, logical operations within ontological axioms, such as subsumptions and intersections, require geometric operations on top of regional representations. Second, the semantics of \mathcal{EL}^{++} interprets concepts as sets of entities, and these are naturally represented as regions in the embedding space. Therefore, geometric embeddings not only fulfill the need of embedding \mathcal{EL}^{++} axioms but also establish a direct correspondence to the semantics of the \mathcal{EL}^{++} Description Logic.

Although these embedding methods are effective and theoretically well-motivated due to the relation between geometric regions and interpretations of the axioms, a common key issue remains unsolved: the **intersectional closure**, i.e., the property that the intersection of two concepts is again a concept within the embedding space, is not satisfied. Intuitively, the intersection of concept *Parent* and concept *Male* should also be a concept (i.e., the concept *Father*) with the same type of geometric representation. However, as shown on the left of Figure 1, the intersection of two n -balls is no longer an n -ball. Without the property of intersectional closure, conflicts arise when generating embeddings; for example, if the ontology contains both the axioms $Parent \sqcap Male \sqsubseteq Father$ and $Father \sqsubseteq Male \sqcap Parent$, the only valid solution to finding an embedding is to make *Father*, *Male*, and *Parent* co-extensional; if additional axioms require *Parent* to contain entities that are disjoint with

*Contact Author

Male (such as for *Mother*), no valid embedding for the axioms can be found. This leads to instability during learning and challenges in determining similarity between concepts in embedding space, and it breaks the property that generating an embedding should generate a model of the theory.

To this end, we developed **EL Box Embeddings (ELBE)** to learn \mathcal{EL}^{++} embeddings that satisfy the **intersectional closure**. As pointed out by works on geometric embeddings in other research fields [Ren *et al.*, 2019], boxes, i.e., the area contained within axis-parallel high-dimensional rectangles, are particularly suitable for modeling logical operations in the embedding space. As shown on the right of Figure 1, the intersection of 2-dimensional boxes remains as a 2-dimensional box and therefore satisfies the intersectional closure; the same property holds in higher dimensions. Therefore, we propose to use boxes as the geometric representations of concepts in \mathcal{EL}^{++} -based ontologies. To do so, we specifically design box-based constraints that embed axioms of \mathcal{EL}^{++} ontologies. Our main contributions are summarized as below:

- We propose a novel method named ELBE that uses axis-parallel boxes to satisfy intersectional closure for \mathcal{EL}^{++} embeddings;
- We conduct extensive experimental evaluations and provide in-depth analysis on real-world benchmark datasets to demonstrate the effectiveness of the proposed method;
- We present a case study on a synthetic dataset to gain insights of our proposed method.

2 Related work

2.1 Description Logic \mathcal{EL}^{++}

\mathcal{EL}^{++} falls into the family of description logics, which are fragments of first order logic and vary in their expressiveness. \mathcal{EL}^{++} is particularly suitable for representing and reasoning over large ontologies due to its polynomial time complexity in inferring subsumptions. Therefore, many large ontologies, especially in the biomedical domain, are based on \mathcal{EL}^{++} , including the Gene Ontology [Ashburner *et al.*, 2000], Human Phenotype Ontology [Köhler *et al.*, 2017], and SNOMED CT [Donnelly and others, 2006]. Furthermore, \mathcal{EL}^{++} forms the basis of the OWL 2 EL profile [Motik *et al.*, 2009].

2.2 Distributed Representation Learning for \mathcal{EL}^{++}

Recently, inspired by the effectiveness of distributed representation learning in a variety of fields [Mikolov *et al.*, 2013; He *et al.*, 2017], several works propose to learn embeddings for concepts in \mathcal{EL}^{++} ontologies. Specifically, [Kulmanov *et al.*, 2019; Mondala *et al.*, 2021] learn *geometric* embeddings for \mathcal{EL}^{++} ontologies. The key idea of learning geometric embeddings is that the embedding function projects the symbols used to formalize \mathcal{EL}^{++} axioms into an interpretation \mathcal{I} of these symbols such that \mathcal{I} is a model of the \mathcal{EL}^{++} ontology. Other approaches [Chen *et al.*, 2021; Smaili *et al.*, 2019] rely on more *general* graph embeddings or word embeddings and apply them to ontology axioms.

In this work, we learn \mathcal{EL}^{++} embeddings using axis-parallel boxes, which falls into the *geometric* embedding

based methods. The aim of ELBE is to generate a model for a theory where the points that are contained within an n -box are the extension of a concept. By ensuring intersectional closure, our novel method addresses the instability in the learning process and the difficulty of similarity measurement in previous works. Furthermore, it can represent the extension of concept intersections within the embedding space.

2.3 Knowledge Graph Embedding

Distributed representation learning on knowledge graphs, i.e., knowledge graph embedding, has been extensively explored during recent years. Representative methods include methods that combine random walks with a language model [Grover and Leskovec, 2016; Ristoski and Paulheim, 2016], translation based methods [Bordes *et al.*, 2013; Wang *et al.*, 2014] that regard a relation as the translation from a head entity to a tail entity, tensor decomposition methods [Yang *et al.*, 2014; Balazević *et al.*, 2019] that assume the score of a triple can be decomposed into several tensors, and deep learning methods [Cai and Wang, 2018; Vashishth *et al.*, 2020] that utilize deep neural networks to embed knowledge graphs. Although we follow the well-established translation based knowledge graph embedding method TransE [Bordes *et al.*, 2013] in terms of the geometric interpretation of relational mappings, there is a key difference to be noted: these methods embed entities and relations in knowledge graphs from triples, while we embed concepts and relations in ontologies based on \mathcal{EL}^{++} axioms.

3 Preliminaries

In this section, we first formulate the problem we aim to solve. Then, we introduce the key terminologies in description logic \mathcal{EL}^{++} and elaborate the limitations of previous geometric embedding methods for \mathcal{EL}^{++} ontologies.

3.1 Problem Formulation

An ontology in the Description Logic \mathcal{EL}^{++} is formulated as $\mathcal{O} = (C, R, I; ax)$ where C is a set of concept symbols, R a set of relation symbols, I a set of individual symbols, and ax a set of axioms. We aim to find an embedding $e : \mathcal{O} \mapsto \mathbb{R}^n$ such that the image of e is a model of \mathcal{O} . Furthermore, the embedding should allow answering queries: given a query concept description Q , find all concepts C such that $C \sqsubseteq Q$; more specifically, we rank concepts C to find the top- k concepts that satisfy the query.

3.2 \mathcal{EL}^{++} Terminologies

In \mathcal{EL}^{++} , the TBox, i.e., terminological box, contains axioms describing concept hierarchies, while the ABox, i.e., assertional box, contains axioms stating the relations between individuals (or entities) and concepts. The ABox axioms can be eliminated by replacing $C(a)$ with $\{a\} \sqsubseteq C$ and replacing $r(a, b)$ with $\{a\} \sqsubseteq \exists r.b$. The Tbox axioms in \mathcal{EL}^{++} can be normalized into one of the seven normal forms (NFs) summarized in Table 1. The syntax and semantics of \mathcal{EL}^{++} is summarized in Table 2.

Table 1: Normal forms of \mathcal{EL}^{++} and their abbreviations.

Abbr.	TBox Axioms
NF1	$C \sqsubseteq D$
NF2	$C \sqcap D \sqsubseteq E$
NF3	$\exists R.C \sqsubseteq D$
NF4	$C \sqsubseteq \exists R.D$
NF5	$C \sqcap D \sqsubseteq \perp$
NF6	$\exists R.C \sqsubseteq \perp$
NF7	$C \sqsubseteq \perp$

Table 2: Syntax and semantics of \mathcal{EL}^{++} .

Name	Syntax	Semantics
top	\top	$\Delta^{\mathcal{I}}$
bottom	\perp	\emptyset
nominal	$\{a\}$	$\{a^{\mathcal{I}}\}$
conjunction	$C \sqcap D$	$C^{\mathcal{I}} \cap D^{\mathcal{I}}$
existential restriction	$\exists r.C$	$\{x \in \Delta^{\mathcal{I}} \mid \exists y \in \Delta^{\mathcal{I}} : (x, y) \in r^{\mathcal{I}} \wedge y \in C^{\mathcal{I}}\}$
concept inclusion	$C \sqsubseteq D$	$C^{\mathcal{I}} \subseteq D^{\mathcal{I}}$
instantiation	$C(a)$	$a^{\mathcal{I}} \in C^{\mathcal{I}}$
role assertion	$r(a, b)$	$(a^{\mathcal{I}}, b^{\mathcal{I}}) \in r^{\mathcal{I}}$

3.3 Limitations of Previous Works

Methods that construct geometric models for logical theories based on n -balls, such as ELEm [Kulmanov *et al.*, 2019], have a crucial limitation. Representing ontology concepts as n -balls entails that they cannot represent intersections of concepts within the same formalism because intersections of n -balls are not n -balls. This does prevent embeddings based on n -balls to represent and infer equivalent concept axioms and model the second normal form ($C \sqcap D \sqsubseteq E$) naturally. Specifically, it leads to complications with a loss function designed to minimize the loss for the second normal form, and likely results in embeddings of lower quality as a consequence.

4 Methodology

We consider the seven types of TBox axioms in \mathcal{EL}^{++} ontologies as training instances. In this section, we first detail our specially designed box-based objective functions for each type of the TBox axioms. Then we present a case study in the family domain to demonstrate the rationalness of our proposed ELBE.

4.1 First Normal Form (NF1)

We use $\beta(C)$ to represent the box embedding of concept C . Inspired by [Ren *et al.*, 2020], we use two vectors to represent a box. One vector represents the center of the box and the other vector defines the offset. The center is the intersection of the diagonals. The offset is the vector that represents

the size of each dimension of the box, so all the elements are non-negative values. Let $e_c : C \cup R \rightarrow \mathbb{R}^n$ be the mapping function that maps each concept to the center of its box embedding and that maps each relation to its embedding. Let $e_o : C \rightarrow \mathbb{R}^n$ be the mapping function that maps each concept to the n -dimension vector space as the offset of the box.

The loss function for the first normal form, $C \sqsubseteq D$, aims to ensure that the box embedding of concept C lies entirely within the box embedding of concept D . Figure 2(a) illustrates two concepts C and D with their two box embedding $\beta(C)$ and $\beta(D)$. The red line indicates the difference between the center vectors: $|e_c(D) - e_c(C)| = (\delta x, \delta y)$ where δx and δy are two non-negative real number. In Figure 2(b), we show how the red line defined by δx and δy is computed as $|e_c(D) - e_c(C)| + e_o(C) - e_o(D) = (\delta x, \delta y)$. As shown in Figure 2(c), when both $\delta x, \delta y$ are 0 or less than 0, then $\beta(D)$ will contain $\beta(C)$. When we extend to higher dimensions, if the elements of difference vector (in two dimension is $(\delta x, \delta y)$) are all less or equal to 0, then $\beta(C)$ is contained within $\beta(D)$. So the loss function of the first normal form, $C \sqsubseteq D$, and which ensures that $\beta(C)$ is contained within $\beta(D)$ is:

$$\text{loss}_{C \sqsubseteq D}(c, d) = ||\max(\text{zeros}, |e_c(c) - e_c(d)| + e_o(c) - e_o(d) - \text{margin})|| \quad (1)$$

For all loss functions we use a margin vector. If all elements of margin vector are no larger than 0, then $\beta(C)$ lies properly in $\beta(D)$.

4.2 Second Normal Form (NF2)

In the embeddings space, the second norm form $C \sqcap D \sqsubseteq E$ implies that the intersection of $\beta(C)$ and $\beta(D)$ is contained within $\beta(E)$. The key aim for the loss is to find the intersection of two boxes: $e_c(\text{new}) = (\text{box}_{\min} + \text{box}_{\max})/2$, and $e_o(\text{new}) = |(\text{box}_{\max} - \text{box}_{\min})|/2$. It will be computed using the concepts C and D by equation 2 and 3. We compute

$$\text{box}_{\min} = \max(e_c(C) - e_o(C), e_c(D) - e_o(D)) \quad (2)$$

and

$$\text{box}_{\max} = \min(e_c(C) + e_o(C), e_c(D) + e_o(D)) \quad (3)$$

from which we can obtain the center and offset of the intersection. For this new embedding representing the intersection of two concepts, we apply the same loss as for the first normal form (where concept C from the first norm form is now the intersection of the concepts C and D in the second norm form). The loss function for the second normal form $C \sqcap D \sqsubseteq E$ will be:

$$\text{loss}_{C \sqcap D \sqsubseteq E}(c, d, e) = ||\max(\text{zeros}, |e_c(\text{new}) - e_c(e)| + e_o(\text{new}) - e_o(e) - \text{margin})|| \quad (4)$$

4.3 Normal Forms with R (NF3, NF4)

The first two normal forms do not include any quantifiers or relations. Every point that lies properly within a box representing a concept is an entity that lies in the extension of the concept (see Table 2), and we apply relations as transformations on these points. We use TransE [Bordes *et al.*, 2013]

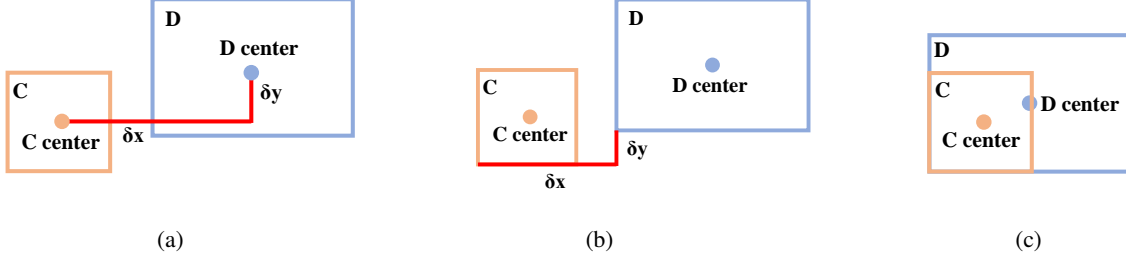


Figure 2: (a) The distance between centers of two boxes. (b) The distance with offsets. (c) When $\delta x, \delta y$ are both 0.

to represent the relations between these entities. The losses in Equations 5 and 6 capture this intention; in particular, the extension of the concept $\exists R.D$ is the transformation of all entities in the extension of D by $-e_c(R)$.

$$loss_{C \sqsubseteq \exists R.D}(c, d, r) = ||\max(\text{zeros}, |e_c(c) + e_c(r) - e_c(d)| + e_o(c) - e_o(d) - \text{margin})|| \quad (5)$$

$$loss_{\exists R.C \sqsubseteq D}(c, d, r) = ||\max(\text{zeros}, |e_c(c) - e_c(r) - e_c(d)| - e_o(c) - e_o(d) - \text{margin})|| \quad (6)$$

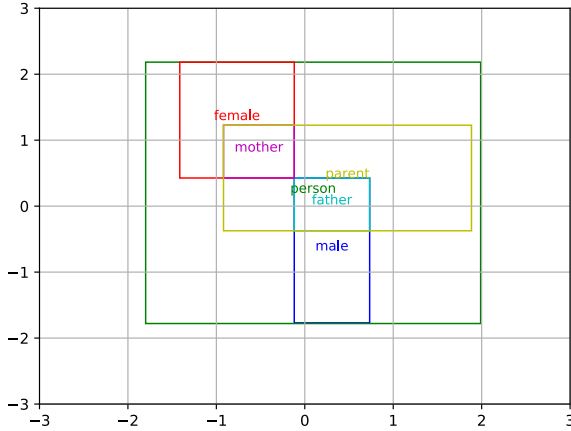


Figure 3: Visualization of embeddings in the family domain.

4.4 Normal Forms with \perp (NF5, NF6, NF7)

In \mathcal{EL}^{++} , the \perp concept can only appear on the right-hand side of three of the normal forms: $C \sqcap D \sqsubseteq \perp$, $\exists R.C \sqsubseteq \perp$, and $C \sqsubseteq \perp$. Intuitively, the first normal form states that the concepts C and D are disjoint. The box embedding of the intersection of C and D can be calculated by Eqn. 2 and 3. If at least one element in box_{max} is less than the corresponding element in box_{min} , then there is no intersection and the loss is zero; otherwise, the loss is as Eqn. 7:

$$loss_{C \sqcap D \sqsubseteq \perp}(c, d) = ||\max(\text{zeros}, -|e_c(c) - e_c(d)| + e_o(c) + e_o(d) + \text{margin})|| \quad (7)$$

The loss functions in Equations 8 and 9 capture the intuition that if a concept is unsatisfiable then its embedding should have no extensions; we use a very similar loss of the normal form where $\exists R.C$ is unsatisfiable due to our relation model based on linear transformations.

$$loss_{C \sqsubseteq \perp}(c) = ||e_o(c)|| \quad (8)$$

$$loss_{\exists R.C \sqsubseteq \perp}(c, r) = ||e_o(c)|| \quad (9)$$

We also add negatives to improve the performance of our method:

$$loss_{C \not\sqsubseteq \exists R.D}(c, d, r) = ||\max(\text{zeros}, -|e_c(c) + e_c(r) - e_c(d)| + e_o(c) + e_o(d) + \text{margin})|| \quad (10)$$

4.5 Case Study: The Family Domain

We construct a simple knowledge base to test and understand the embeddings of our model. We use the family domain in which we generate a knowledge base that contains examples for each of the normal forms (Eqn. 11–22). We chose $\text{margin} = 0$ and an embedding dimension of 2 so that we can visualize the generated embeddings in \mathbb{R}^2 . As shown in Figure 3, ELBE can correctly model the relationship between each concepts, especially the intersection of two concepts. In the family domain, we can infer that *Mother* is equivalent to the intersection of *Female* and *Parent*, and *Father* is equivalent to the intersection of *Male* and *Parent*.

$$\textit{Male} \sqsubseteq \textit{Person} \quad (11)$$

$$\textit{Female} \sqsubseteq \textit{Person} \quad (12)$$

$$\textit{Father} \sqsubseteq \textit{Male} \quad (13)$$

$$\textit{Mother} \sqsubseteq \textit{Female} \quad (14)$$

$$\textit{Father} \sqsubseteq \textit{Parent} \quad (15)$$

$$\textit{Mother} \sqsubseteq \textit{Parent} \quad (16)$$

$$\textit{Female} \sqcap \textit{Male} \sqsubseteq \perp \quad (17)$$

$$\textit{Female} \sqcap \textit{Parent} \sqsubseteq \textit{Mother} \quad (18)$$

$$\textit{Male} \sqcap \textit{Parent} \sqsubseteq \textit{Father} \quad (19)$$

$$\exists \textit{hasChild}.\textit{Person} \sqsubseteq \textit{Parent} \quad (20)$$

$$\textit{Parent} \sqsubseteq \textit{Person} \quad (21)$$

$$\textit{Parent} \sqsubseteq \exists \textit{hasChild}.\top \quad (22)$$

5 Experiments

In this section, we conduct extensive experiments to compare ELBE with state of the art methods by answering the following research questions:

- **RQ1:** Does the proposed box based method ELBE perform better than the state-of-the-art methods?
- **RQ2:** How does satisfying intersectional closure contribute to learning \mathcal{EL}^{++} embeddings?

5.1 Experimental settings

Datasets. Following the well-established previous works [Kulmanov *et al.*, 2019], we use two real-world benchmark datasets to evaluate ELBE; the datasets are used to predict protein–protein interactions (PPIs) in yeast and humans. Each protein is associated with its biological functions as expressed using the Gene Ontology (GO) [Ashburner *et al.*, 2000], and interactions are predicted based on the biological hypothesis that proteins that are functionally similar are more likely to interact. We use the OWL representation of the datasets where proteins are instances, and if protein P is associated with the function F , we add the axiom $\{P\} \sqsubseteq \exists hasFunction.F$ (based on the ABox axiom $(\exists hasFunction.F)(P)$). We use 80% of the total interacted protein pairs for model training, 10% and 10% for validation and testing, respectively.

In addition, we generate a synthetic dataset to evaluate the performance of ELBE on the inference of equivalence concept axioms. The details of this task are in Section 5.3. For generating the dataset, we choose the GO as the basic dataset, then randomly choose 2,131 axioms of NF2 ($C \sqcap D \sqsubseteq E$). Then, for each NF2 axiom we chose, we add the axioms $C \sqsubseteq E$ and $D \sqsubseteq E$ axioms to the dataset. The two NF1 axioms and one NF2 axiom form a triple that we use for the entailment of equivalence concepts. We randomly choose 1,000 of these triples for evaluation and use the rest for training the embeddings.

Baselines We compare ELBE with TransE [Bordes *et al.*, 2013], Resnik’s similarity [Resnik, 1995], Lin’s similarity [Harispe *et al.*, 2015], EmEL++ [Mondala *et al.*, 2021], ELEm [Kulmanov *et al.*, 2019]. For TransE, we use two representations, a native RDF-based rendering of the OWL knowledge base, and a “plain” representation based on OWL2Vec* [Chen *et al.*, 2021] transformation rules, to generate knowledge graph embeddings and use them for link prediction. For Resnik’s similarity and Lin’s similarity, we use the best-match average strategy for combining pairwise class similarities, then compute the similarity between each protein. For EmEL++ and ELEm, we predict whether axioms of the type $P_1 \sqsubseteq \exists interacts.P_2$ hold.

Implementation Details. We implement ELBE using the Python library PyTorch¹ and conduct all the experiments on a Linux server with GPUs (Nvidia RTX 2080Ti) and Intel Xeon CPU. In the training phase, the initial learning rate of the Adam [Kingma and Ba, 2014] optimizer is tuned by grid searching within $\{1e^{-2}, 5e^{-3}, 1e^{-3}, 5e^{-4}\}$ for both

tasks. We perform an extensive search for optimal parameters, testing embedding sizes for $\{25, 50, 100, 200, 400\}$ and margin vectors for $\{-0.01, -0.05, -0.01, 0, 0.01, 0.05, 0.1\}$. The optimal set of key hyper-parameters for ELBE is $embedding_size = 50, margin = -0.05$.

For the PPI task, we evaluate the performance based on hit rate at ranks 10 (H@10) and 100 (H@100), mean rank (MR) and area under the ROC curve (AUC) and report both raw and filtered results (e.g., MR(F) indicates mean rank of the filtered result). For entailment of equivalent concepts, we evaluate the performance based on hit rate at ranks 1, 3, and 10, and the mean rank. You can see our code at [github](https://github.com)².

5.2 Protein–Protein Interactions (RQ1)

We use the similarity-based function in Eqn 23 for predicting PPIs.

$$sim(P_1, interact, P_2) = -||max(zeros, |e_c(P_1) + e_c(interact) - e_c(P_2)| - e_o(P_1) - e_o(P_2))|| \quad (23)$$

For a query $P_1 \sqsubseteq \exists interacts.P_2$, we predict interactions of P_2 to all proteins from our training set and identify the rank of P_1 .

We compare the overall performance of ELBE with that of baselines to answer RQ1. The results are shown in Table 3 for the yeast PPI dataset and in Table 4 for the human PPI dataset. The results shows that ELBE consistently outperforms other baselines.

5.3 Entailment of Equivalence Concepts (RQ2)

ELBE outperforms other methods in our experiments, and we hypothesize this is due to the improved representation of concept intersections. We perform a more thorough analysis of ELBE’s ability to represent and infer intersections. In the knowledge base based on GO, if there are three axioms of the form $E \sqsubseteq C, E \sqsubseteq D$ and $C \sqcap D \sqsubseteq E$, then we can infer (deductively) that $C \sqcap D \equiv E$. We perform an experiment to test whether ELBE is able to make these inferences within the embedding space.

To the best of our knowledge, the current methods for \mathcal{EL}^{++} embeddings are all based on geometric models based on n -balls; we used ELEm [Kulmanov *et al.*, 2019] as representative.

To do the entailment of equivalence concepts task, we predict which concept equals the intersection of two other concepts. Intuitively, we should calculate the intersection of concepts first and then compare the intersection to the embedding of each concept, and choose the closest one. However, ELEm only approximate the intersection and do not actually represent it; therefore, we use the center of the smallest n -ball containing the intersection as representation of the concept and choose the concept that has the closest center of its n -ball embedding. The similarity-based function for ELEm is in equation 26.

$$h = \frac{r_\eta(C)^2 - r_\eta(D)^2 + ||f_\eta(D) - f_\eta(C)||^2}{2||f_\eta(D) - f_\eta(C)||} \quad (24)$$

²https://github.com/bio-ontology-research-group/EL2Box_embedding

¹<https://pytorch.org/>

Method	H@10(R)	H@10(F)	H@100(R)	H@100(F)	MR(R)	MR(F)	AUC(R)	AUC(F)
TransE(R)	0.03	0.05	0.22	0.27	855	809	0.84	0.85
TransE(P)	0.06	0.13	0.41	0.54	378	330	0.93	0.94
SimResnik	0.08	0.18	0.38	0.49	713	663	0.87	0.88
SimLin	0.08	0.17	0.34	0.45	807	756	0.85	0.86
EmEL++	0.07	0.17	0.48	0.65	336	291	0.94	0.95
ELEM	<u>0.10</u>	<u>0.23</u>	0.50	<u>0.75</u>	<u>247</u>	<u>187</u>	<u>0.96</u>	<u>0.97</u>
ELBE	0.11	0.26	0.57	0.77	201	154	0.96	0.97

Table 3: Prediction performance for yeast protein–protein interactions.

Method	H@10(R)	H@10(F)	H@100(R)	H@100(F)	MR(R)	MR(F)	AUC(R)	AUC(F)
TransE(R)	0.02	0.03	0.12	0.16	2262	2189	0.85	0.85
TransE(P)	0.05	0.11	0.32	0.44	809	737	0.95	0.95
SimResnik	0.05	0.10	0.23	0.28	2549	2476	0.83	0.83
SimLin	0.04	0.08	0.19	0.22	2818	2743	0.81	0.82
EmEL++	0.04	0.13	0.38	0.56	772	700	0.95	0.95
ELEM	<u>0.09</u>	<u>0.22</u>	<u>0.43</u>	<u>0.70</u>	<u>658</u>	<u>572</u>	<u>0.96</u>	<u>0.96</u>
ELBE	0.09	0.22	0.49	0.72	434	362	0.97	0.98

Table 4: Prediction performance for human protein–protein interactions.

$$k = \frac{h}{\|f_\eta(D) - f_\eta(C)\|} \quad (25)$$

$$sim_{ball}(C, D, E) = |f_\eta(C) + k(f_\eta(D) - f_\eta(C)) - f_\eta(E)| \quad (26)$$

In this similarity function, r_{eta} and f_{eta} are the radius and center of the n -ball of the ELEM. The similarity-based function for ELBE is in equation 27:

$$sim_{box}(C, D, E) = |(box_{min} + box_{max})/2 - e_c(E)| \quad (27)$$

The box_{min} , box_{max} vectors can be calculated by Equations 2 and 3. We evaluate the predictive performance based on recall at rank 1, rank 3, rank 10, and mean rank. The results are shown in Table 5. We find that ELBE outperforms ELEM in all metrics. When we consider only rank 1 concepts as a result of “reasoning” within the embedding space, we find that ELBE improves substantially over ELEM and can perform inferences of equivalence accurately. In the test triples, ELBE can predict over 87% of the equivalence axioms correctly, while ELEM can predict only 71%. In other word, by satisfying the intersectional closure, ELBE can perform entailment of equivalence; this may also help ELBE to improve the general performance in other types of queries.

6 Conclusions

We developed ELBE, an embedding model for \mathcal{EL}^{++} ontologies based on n -boxes. In experiments

Table 5: Performance for entailment of equivalence concepts tasks.

Method	H@1	H@3	H@10	MR
ELEM	0.710	0.896	0.969	3.561
ELBE	0.871	0.974	0.985	3.470

with two datasets from the biomedical domain as well as one synthetic dataset, we demonstrated that ELBE outperforms other \mathcal{EL}^{++} embeddings, knowledge graph embeddings, and semantic similarity measures. When comparing with other geometric embeddings of \mathcal{EL}^{++} ontologies, ELBE solves the intersectional closure problem and therefore performs better in the entailment of equivalent concepts axioms. Solving the intersectional closure problem is a crucial step towards establishing a correspondence between vector space embeddings and models of axiomatic theories.

7 Future Work

One limitation of ELBE is the use of TransE as model for relations. TransE can only deal with one-to-one relations, while one-to-many and many-to-many relations are important for accurately embedding ontologies. Furthermore, TransE is a linear transformation model; consequently, some of our loss functions (in particular $loss_{\exists R.C \sqsubseteq \perp}$) are insufficient to capture the \mathcal{EL}^{++} semantics. In future work, we will explore more expressive relation models for \mathcal{EL}^{++} embedding

to solve these limitations.

References

- [Ashburner *et al.*, 2000] Michael Ashburner, Catherine A Ball, Judith A Blake, David Botstein, Heather Butler, J Michael Cherry, Allan P Davis, Kara Dolinski, Selina S Dwight, Janan T Eppig, et al. Gene ontology: tool for the unification of biology. *Nature genetics*, 25(1):25–29, 2000.
- [Balažević *et al.*, 2019] Ivana Balažević, Carl Allen, and Timothy Hospedales. Tucker: Tensor factorization for knowledge graph completion. In *Proceedings of the 2019 Conference on Empirical Methods in Natural Language Processing and the 9th International Joint Conference on Natural Language Processing (EMNLP-IJCNLP)*, pages 5185–5194, 2019.
- [Bordes *et al.*, 2013] Antoine Bordes, Nicolas Usunier, Alberto Garcia-Duran, Jason Weston, and Oksana Yakhnenko. Translating embeddings for modeling multi-relational data. *Advances in neural information processing systems*, 26, 2013.
- [Cai and Wang, 2018] Liwei Cai and William Yang Wang. Kbgan: Adversarial learning for knowledge graph embeddings. In *Proceedings of the 2018 Conference of the North American Chapter of the Association for Computational Linguistics: Human Language Technologies, Volume 1 (Long Papers)*, pages 1470–1480, 2018.
- [Chen *et al.*, 2021] Jiaoyan Chen, Pan Hu, Ernesto Jimenez-Ruiz, Ole Magnus Holter, Denvar Antonyrajah, and Ian Horrocks. Owl2vec*: Embedding of owl ontologies. *Machine Learning*, pages 1–33, 2021.
- [Donnelly and others, 2006] Kevin Donnelly et al. Snomed-ct: The advanced terminology and coding system for ehealth. *Studies in health technology and informatics*, 121:279, 2006.
- [Grover and Leskovec, 2016] Aditya Grover and Jure Leskovec. node2vec: Scalable feature learning for networks. In *Proceedings of the 22nd ACM SIGKDD international conference on Knowledge discovery and data mining*, pages 855–864, 2016.
- [Harispe *et al.*, 2015] Sébastien Harispe, Sylvie Ranwez, Stefan Janaqi, and Jacky Montmain. Semantic similarity from natural language and ontology analysis. *Synthesis Lectures on Human Language Technologies*, 8(1):1–254, 2015.
- [He *et al.*, 2017] Xiangnan He, Lizi Liao, Hanwang Zhang, Liqiang Nie, Xia Hu, and Tat-Seng Chua. Neural collaborative filtering. In *Proceedings of the 26th international conference on world wide web*, pages 173–182, 2017.
- [Hoehndorf *et al.*, 2011] Robert Hoehndorf, Michel Dumontier, Anika Oellrich, Sarala Wimalaratne, Dietrich Rebholz-Schuhmann, Paul Schofield, and Georgios V Gkoutos. A common layer of interoperability for biomedical ontologies based on owl el. *Bioinformatics*, 27(7):1001–1008, 2011.
- [Kingma and Ba, 2014] Diederik P Kingma and Jimmy Ba. Adam: A method for stochastic optimization. *arXiv preprint arXiv:1412.6980*, 2014.
- [Köhler *et al.*, 2017] Sebastian Köhler, Nicole A Vasilevsky, Mark Engelstad, Erin Foster, Julie McMurry, Ségolène Aymé, Gareth Baynam, Susan M Bello, Cornelius F Boerkoel, Kym M Boycott, et al. The human phenotype ontology in 2017. *Nucleic acids research*, 45(D1):D865–D876, 2017.
- [Kulmanov *et al.*, 2019] Maxat Kulmanov, Wang Liu-Wei, Yuan Yan, and Robert Hoehndorf. El embeddings: geometric construction of models for the description logic el++. *arXiv preprint arXiv:1902.10499*, 2019.
- [Mikolov *et al.*, 2013] Tomas Mikolov, Ilya Sutskever, Kai Chen, Greg S Corrado, and Jeff Dean. Distributed representations of words and phrases and their compositionality. In *Advances in neural information processing systems*, pages 3111–3119, 2013.
- [Mondala *et al.*, 2021] Sutapa Mondala, Sumit Bhatiab, and Raghava Mutharajua. Emel++: Embeddings for description logic. 2021.
- [Motik *et al.*, 2009] Boris Motik, Bernardo Cuenca Grau, Ian Horrocks, Zhe Wu, Achille Fokoue, Carsten Lutz, et al. Owl 2 web ontology language profiles. *W3C recommendation*, 27:61, 2009.
- [Pesquita *et al.*, 2009] Catia Pesquita, Daniel Faria, Andre O Falcao, Phillip Lord, and Francisco M Couto. Semantic similarity in biomedical ontologies. *PLoS computational biology*, 5(7):e1000443, 2009.
- [Ren *et al.*, 2019] Hongyu Ren, Weihua Hu, and Jure Leskovec. Query2box: Reasoning over knowledge graphs in vector space using box embeddings. In *International Conference on Learning Representations*, 2019.
- [Ren *et al.*, 2020] Hongyu Ren, Weihua Hu, and Jure Leskovec. Query2box: Reasoning over knowledge graphs in vector space using box embeddings. *arXiv preprint arXiv:2002.05969*, 2020.
- [Resnik, 1995] Philip Resnik. Using information content to evaluate semantic similarity in a taxonomy. *arXiv preprint cmp-lg/9511007*, 1995.
- [Ristoski and Paulheim, 2016] Petar Ristoski and Heiko Paulheim. Rdf2vec: Rdf graph embeddings for data mining. In *International Semantic Web Conference*, pages 498–514. Springer, 2016.
- [Smaili *et al.*, 2019] Fatima Zohra Smaili, Xin Gao, and Robert Hoehndorf. Opa2vec: combining formal and informal content of biomedical ontologies to improve similarity-based prediction. *Bioinformatics*, 35(12):2133–2140, 2019.
- [Smith *et al.*, 2007] Barry Smith, Michael Ashburner, Cornelius Rosse, Jonathan Bard, William Bug, Werner Ceusters, Louis J Goldberg, Karen Eilbeck, Amelia Ireland, Christopher J Mungall, et al. The obo foundry: coordinated evolution of ontologies to support biomedical data integration. *Nature biotechnology*, 25(11):1251–1255, 2007.
- [Subramanian *et al.*, 2005] Aravind Subramanian, Pablo Tamayo, Vamsi K Mootha, Sayan Mukherjee, Benjamin L Ebert, Michael A Gillette, Amanda Paulovich, Scott L Pomeroy, Todd R Golub, Eric S Lander, et al. Gene set enrichment analysis: a knowledge-based approach for interpreting genome-wide expression profiles. *Proceedings of the National Academy of Sciences*, 102(43):15545–15550, 2005.
- [Vashishth *et al.*, 2020] Shikhar Vashishth, Soumya Sanyal, Vikram Nitin, and Partha Talukdar. Composition-based multi-relational graph convolutional networks. In *International Conference on Learning Representations*, 2020.
- [Wang *et al.*, 2014] Zhen Wang, Jianwen Zhang, Jianlin Feng, and Zheng Chen. Knowledge graph embedding by translating on hyperplanes. In *Proceedings of the AAAI Conference on Artificial Intelligence*, volume 28, 2014.
- [Yang *et al.*, 2014] Bishan Yang, Wen-tau Yih, Xiaodong He, Jianfeng Gao, and Li Deng. Embedding entities and relations for learning and inference in knowledge bases. *arXiv preprint arXiv:1412.6575*, 2014.