



Search for a W' boson decaying to a vector-like quark and a top or bottom quark in the all-jets final state at $\sqrt{s} = 13$ TeV

The CMS Collaboration*

Abstract

A search is presented for a heavy W' boson resonance decaying to a B or T vector-like quark and a t or a b quark, respectively. The analysis is performed using proton-proton collisions collected with the CMS detector at the LHC. The data correspond to an integrated luminosity of 138 fb^{-1} at a center-of-mass energy of 13 TeV. Both decay channels result in a signature with a t quark, a Higgs or Z boson, and a b quark, each produced with a significant Lorentz boost. The all-hadronic decays of the Higgs or Z boson and of the t quark are selected using jet substructure techniques to reduce standard model backgrounds, resulting in a distinct three-jet W' boson decay signature. No significant deviation in data with respect to the standard model background prediction is observed. Upper limits are set at 95% confidence level on the product of the W' boson cross section and the final state branching fraction. A W' boson with a mass below 3.1 TeV is excluded, given the benchmark model assumption of democratic branching fractions. In addition, limits are set based on generalizations of these assumptions. These are the most sensitive limits to date for this final state.

Published in the Journal of High Energy Physics as doi:10.1007/JHEP09(2022)088.

1 Introduction

New massive charged gauge bosons are predicted by various extensions of the standard model (SM) [1–3]. The W' boson is a hypothetical heavy partner of the SM W gauge boson that could be produced in proton-proton (pp) collisions at the CERN LHC. Searches for W' bosons have most recently been performed at a center-of-mass energy of 13 TeV by the CMS and ATLAS Collaborations in the lepton-neutrino [4, 5], diboson [6, 7], and diquark [8, 9] final states. The decay of the W' boson to a heavy B or T vector-like quark (VLQ) and a t or b quark, respectively, is predicted, e.g., in composite Higgs boson models with custodial symmetry protection [10–12]. The VLQs are hypothetical heavy partners of SM quarks that contain left- and right-handed chiralities, which transform identically under the SM gauge groups. These models stabilize the quantum corrections to the Higgs boson mass and preserve naturalness. The W' branching fraction to a quark and a VLQ depends on the VLQ mass, with a maximum of 50% [13]. Searches for VLQs have been performed by CMS and ATLAS in both the single- [14–18] and pair-production [19–22] channels.

This paper describes a search for the W' boson in the all-hadronic final state, where the B VLQ decays into a Higgs or Z boson and a b quark, or the T VLQ decays into a Higgs or Z boson and a t quark. The separate studies of the two decay channels are referred to as the tHb analysis and the tZb analysis throughout the paper. Both the B- and T-mediated decays result in the same signature, as shown in Fig. 1.

Owing to the high W' boson and VLQ masses considered, the decay products are highly Lorentz boosted, and are combined into large-radius jets with distinct substructure. The challenge is to distinguish between these events and the main background processes, which arise from events comprised of light-quark and gluon jets produced via the strong interaction, referred to as quantum chromodynamics (QCD) multijet events, and t quark pair ($t\bar{t}$) events. These backgrounds are modeled using a combination of Monte Carlo simulation and control regions in data. The invariant mass distribution of the three-jet system (m_{tHb} or m_{tZb}) is used to search for the W' boson signal. The data correspond to an integrated luminosity of 138 fb^{-1} [23–25] of pp collisions at $\sqrt{s} = 13 \text{ TeV}$, recorded in the years 2016 to 2018.

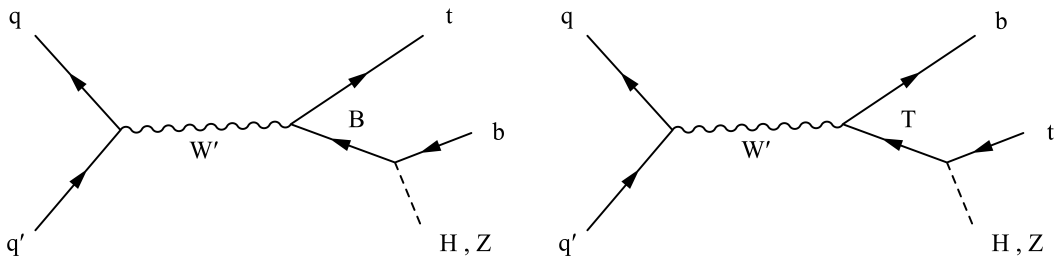


Figure 1: Dominant Feynman diagrams for the signal model considered.

We consider a theoretical framework where the t quark and W' boson are superpositions of elementary and composite modes, with the t quark degree of compositeness given by s_L , and the mixing angle of the elementary and composite W' states given by θ_2 [13]. The W' boson is assumed to be produced in a Drell–Yan process, with a cross section that is inversely proportional to $\cot^2(\theta_2)$. Small values of $\cot(\theta_2)$ tend to be dominated by the leptonic W' boson decay mode. Large values of the s_L parameter increase the relative phase space for the decay into two VLQs, whereas small s_L values enhance the W' diboson decays. The analysis assumes this theoretical framework as evaluated at $s_L = 0.5$ and $\cot(\theta_2) = 3$, which is chosen to enhance sensitivity to the single VLQ decay channel of the W' boson. The expected signal cross sections are evaluated at $\sqrt{s} = 13 \text{ TeV}$, considering W' boson masses in the 1.5 to 5.0 TeV range with the

assumption that the $W' \rightarrow \text{VLQ}$ branching fraction is equally distributed between the tB and tT final states. For the benchmark, the VLQ branching fractions for the decays to qH and qZ are both assumed to be 50%. Additionally, we present generalizations of the relative and total branching fraction assumptions for both the W' and VLQ decays.

Tabulated results are provided in the HEPData record for this analysis [26].

2 The CMS detector

The central feature of the CMS apparatus is a superconducting solenoid of 6 m internal diameter, providing a magnetic field of 3.8 T. Within the solenoid volume are a silicon pixel and strip tracker, a lead tungstate crystal electromagnetic calorimeter (ECAL), and a brass and scintillator hadron calorimeter (HCAL), each composed of a barrel and two endcap sections. Forward calorimeters extend the pseudorapidity (η) coverage provided by the barrel and endcap detectors. Muons are detected in gas-ionization chambers embedded in the steel flux-return yoke outside the solenoid.

Events of interest are selected using a two-tiered trigger system. The first level, composed of custom hardware processors, uses information from the calorimeters and muon detectors to select events at a rate of around 100 kHz within a fixed latency of about $4 \mu\text{s}$ [27]. The second level, known as the high-level trigger, consists of a farm of processors running a version of the full event reconstruction software optimized for fast processing, and reduces the event rate to around 1 kHz before data storage [28].

A more detailed description of the CMS detector, together with a definition of the coordinate system used and the relevant kinematic variables, can be found in Ref. [29].

The particle-flow algorithm [30] aims to reconstruct and identify each individual particle with an optimized combination of information from the various elements of the CMS detector. The energy of each photon is obtained from the ECAL measurement. The energy of each electron is determined from a combination of the electron momentum at the primary interaction vertex as determined by the tracker, the energy of the corresponding ECAL cluster, and the energy sum of all bremsstrahlung photons spatially compatible with originating from the electron track. The energy of each muon is obtained from the momentum, which is measured by the curvature of the corresponding track. The energy of charged hadrons is determined from a combination of their momentum measured in the tracker and the matching ECAL and HCAL energy deposits, corrected for zero-suppression effects and for the response function of the calorimeters to hadronic showers. Finally, the energy of each neutral hadron is obtained from the corresponding corrected ECAL and HCAL energies that are not associated with a charged hadron track.

Jets are clustered with the anti- k_T algorithm [31] using the FASTJET 3.0 [32] software package with distance parameters of 0.8 (AK8 jets) and 0.4 (AK4 jets). Jet momentum is determined as the vectorial sum of all particle momenta in the jet, and is found from simulation to be within 5 to 10% of the true momentum over the entire p_T spectrum and detector acceptance. Additional pp interactions within the same or nearby bunch crossings (pileup) can contribute additional tracks and calorimetric energy depositions to the jet momentum. To mitigate this effect, tracks identified to be originating from pileup vertices are discarded and an offset correction is applied to correct for remaining contributions.

The candidate vertex with the largest value of summed physics-object p_T^2 is taken to be the primary pp interaction vertex. The physics objects used for this determination are the jets,

clustered using the jet finding algorithm [31, 32] with the tracks assigned to candidate vertices as inputs, and the associated missing transverse momentum, taken as the negative vector sum of the p_T of those jets.

To account for the neutral pileup component of the AK8 jets, the pileup per particle identification (PUPPI) algorithm [33] is used, which applies weights that rescale the jet p_T based on the per-particle probability of originating from the primary vertex prior to jet clustering.

Jet energy corrections are derived from simulation studies so that the average measured response of jets becomes identical to that of particle level jets. In situ measurements of the momentum balance in dijet, photon + jet, Z + jet, and multijet events are used to determine any residual differences between the jet energy scale (JES) in data and in simulation, and appropriate corrections are made [34]. Additional selection criteria are applied to each jet to remove jets potentially dominated by instrumental effects or reconstruction failures. The jet energy resolution (JER) amounts typically to 15% at 10 GeV, 8% at 100 GeV, and 4% at 1 TeV, to be compared to about 40, 12, and 5% obtained when the calorimeters alone are used for jet clustering.

3 Simulated samples

The $t\bar{t}$ and single t quark production backgrounds are estimated from simulation generated at next-to-leading order with POWHEG 2.0 [35–40]. The signal and QCD background events are generated at leading order using the MADGRAPH5_aMC@NLO 2.3.3 [41, 42] package. Signal events are generated in the mass range from 1.5 to 5.0 TeV in 0.5 TeV increments. Events are generated using either the NNPDF 3.0 [43] or 3.1 [44] parton distribution functions (PDFs), with parton showering and hadronization simulated with PYTHIA 8.212 [45].

The simulated events are produced with either the CUETP8M2T4 [46], CUETP8M1 [47], or CP5 [48] underlying-event tunes. The CMS detector is simulated using GEANT4 [49]. All simulated events include pileup simulation and are weighted such that the distribution of the number of interactions per bunch crossing agrees with that in data assuming a total inelastic cross section of 69.2 mb.

For each W' boson mass ($m_{W'}$) point, three characteristic VLQ mass points are generated, corresponding to low ($1/2 m_{W'}$), medium ($2/3 m_{W'}$), and high ($3/4 m_{W'}$) mass ratios, in order to allow the full sensitive phase space of the boosted W' boson decay products to be explored.

The generated W' boson and VLQ widths are chosen to be narrow (less than 10%) relative to the experiment resolution, as required by the theoretical predictions for the region of phase space under investigation [13].

4 Event reconstruction

The final state is characterized by three high- p_T jets from the decay of the t and b quarks, and from either the Higgs or Z boson. Because the signal of interest corresponds to a high mass resonance decaying to multiple high- p_T jets, data events are triggered by the presence of either a large value of H_T (the scalar sum of all AK4 jet p_T in the event), an AK8 jet with a large p_T , or an AK8 jet with a large jet mass.

The efficiency of the trigger selection is studied using a sample of events that are triggered by at least one high- p_T muon. The fraction of these events that pass the full trigger selection is defined as the trigger efficiency. The offline event selection requires that the H_T is larger than 1 TeV and the maximum jet mass is larger than 140 GeV, which ensures that the trigger is close

to fully efficient. The small inefficiency (less than 1%) due to the trigger selection is taken into account as an event weight when processing simulated events.

The jets from the t quark (t jet) and from the Higgs or Z boson (Higgs or Z jet) decay tend to be wide, massive, and have a distinct substructure, whereas the jet from the b quark (b jet) tends to be narrower and have a lower mass. Therefore, an AK8 jet with $p_T > 400$ GeV is required for the Higgs or Z boson candidate, and similarly for the t quark candidate, together with an AK4 jet with $p_T > 200$ GeV for the b candidate. The angular separation $\Delta R = \sqrt{(\Delta\phi)^2 + (\Delta\eta)^2}$, where ϕ is the azimuthal angle, between the two AK8 jets is required to be at least 1.6 to reduce the confusion of jet shapes arising from the abutment of jet boundaries, which can bias the background estimate. The AK8 jets are then selected as being consistent with a t quark or a Higgs or Z boson decay using the jet identification (“tagging”) procedures defined below. The jet considered for the b quark candidate is the leading AK4 jet with a ΔR of at least 1.2 from the tagged AK8 jets. All jets are required to be within the tracker acceptance ($|\eta| < 2.4$). The high- p_T requirement for the AK8 jets provides a strong reduction in the background for the selection of boosted resonances. However, for the lowest mass W' boson signal hypothesis considered, it results in a small kinematic acceptance, thus this mass region would also benefit from nonboosted techniques that are beyond the scope of this paper.

4.1 Tagging t jets

For t quarks with $p_T > 400$ GeV, the decay products, one b quark and two light quarks, can merge into a single AK8 jet. The t quark jets are identified by a novel algorithm designed to separate t jets from jets arising from light quarks and gluons using a deep convolutional neural network called imageTop [50]. The network uses the particle momentum and particle-flow identification category as an analogy to the pixel intensity and color that would be used as inputs to a conventional image-classification algorithm. Additionally, the algorithm includes b tagging information simultaneously in the training in order to identify the b quark from the t quark decay.

The version used in this analysis includes a network that is trained on QCD jets that are drawn from a mass distribution that is constrained to be identical to the top mass distribution, so as to decorrelate the discriminator from the jet mass, and is referred to as the mass-decorrelated imageTop or imageTop_{MD}. This analysis is the first application of the imageTop_{MD} tagger, which is the most sensitive decorrelated t tagger developed by the CMS Collaboration, and the mass decorrelation is valid over a large range of t jet mass and p_T . This tagger shows an improvement of approximately a factor of six in background rejection at a constant efficiency when compared to the best t quark taggers used previously. The imageTop_{MD} tagger is used to select t quark jets at an operating point with $\approx 60\%$ efficiency and a mistag probability of $\approx 2\%$ in QCD multijet events.

Owing to the decorrelated nature of the t tagging algorithm, we also apply a selection on the mass of the t jet. The modified mass-drop tagger algorithm [51], also known as the “soft-drop” (SD) algorithm [52], with $\beta = 0$ and $z = 0.1$, is used to calculate the mass variable $m_{SD}(t)$ to discriminate between t jets and the typically lighter background jets. This variable is corrected by applying AK4 jet energy corrections to the subjects identified by the algorithm. For events in the signal region, we require $140 < m_{SD}(t) < 220$ GeV, to be consistent with the reconstructed mass of a t quark.

A simulation-to-data scale factor for the t tagging requirement is extracted by fitting the SD mass distribution in a highly enriched sample of SM $t\bar{t}$ events in data and simulation. This scale factor is applied to correct differences between the top tagging efficiencies for simulated

events and data. The scale factor is p_T dependent with a typical value of ≈ 0.95 and does not vary significantly between different running periods.

4.2 Tagging Higgs jets

In the case of a highly boosted Higgs boson in the $b\bar{b}$ decay mode, the decay products tend to merge into a single jet with a mass that is consistent with that of a Higgs boson and contains two b hadron decays. The SD algorithm is used to extract the variable $m_{SD}(H)$ as a measure of the jet mass, but in this case, the jet is scaled using a p_T - and η -dependent correction suitable for two-prong resonances below the t quark mass [53].

To be selected, the jet should fulfill the condition $105 < m_{SD}(H) < 140$ GeV, to be consistent with the reconstructed Higgs boson mass. Scale factors are used for the jet mass scale and resolution (JMS and JMR), which are derived from a fit to the SD mass distribution of the W boson in a sample enriched in lepton+jets $t\bar{t}$ events using the technique outlined in Ref. [54].

To identify the two b hadrons clustered into the merged Higgs jet, a dedicated double-b tagging algorithm (Dbtag) is used at an operating point that has an efficiency of $\approx 60\%$ and a mistag probability of $\approx 7\%$ for u, d, s quarks and gluon jets. This algorithm aims to identify two b quarks from the Higgs decay by using variables correlated with b hadron lifetime and mass combined using a boosted decision tree. Data enriched in QCD-produced $b\bar{b}$ and $t\bar{t}$ events are used to establish scale factors for Dbtag for signal (which is ≈ 0.9) and mistagged t quarks, respectively [55].

Figure 2 shows the simulated distributions of discriminants that are used for t and Higgs jet tagging in $t\bar{t}$, QCD, and signal for the tHb analysis.

4.3 Tagging Z jets

In contrast to the Higgs boson, the Z boson has significant decay branching fractions to all five kinematically accessible quark flavors, so we require a jet energy deposition pattern that is consistent with coming from two hard partons, along with a jet mass that is consistent with a Z boson.

The N -subjettiness [56] algorithm defines the τ_N variable, which quantifies the consistency of the jet energy pattern with the expectation from N or fewer hard partons. The N -subjettiness is defined as

$$\tau_N = \frac{1}{d} \sum_i p_{Ti} \min\{\Delta R_{1,i}, \Delta R_{2,i}, \dots, \Delta R_{N,i}\}, \quad (1)$$

where the sum is over jet constituents. The τ_N discriminant is bound between zero and one, with low values being more consistent with N or fewer partons. For a Z boson hadronic decay, the ratio of τ_2 to τ_1 (τ_{21}) is used at an operating point of $\approx 85\%$ efficiency and a mistag probability of $\approx 20\%$ in QCD multijet events. Scale factors used for the N -subjettiness selection are derived simultaneously with those for the JMS and JMR as discussed in Section 4.2, and have a value of ≈ 0.98 .

The $m_{SD}(Z)$ is required to be within the range $65 < m_{SD}(Z) < 105$ GeV, to be consistent with the mass of a Z boson.

Figure 3 shows the distributions of discriminants that are used for t and Z jet tagging in $t\bar{t}$, QCD, and signal simulation for the tZb analysis.

4.4 Tagging b jets

The b quark from the VLQ or W' boson decay is reconstructed as an AK4 jet that is required to pass the DEEPJET b tagging algorithm [57, 58] at an operating point defined by a 1% light-quark and gluon misidentification probability, approximately 10% c quark misidentification probability, and approximately 80% b quark efficiency. A simulation-to-data scale factor for the b tagging requirement is used to improve the agreement between data and simulation and has a value of ≈ 0.95 .

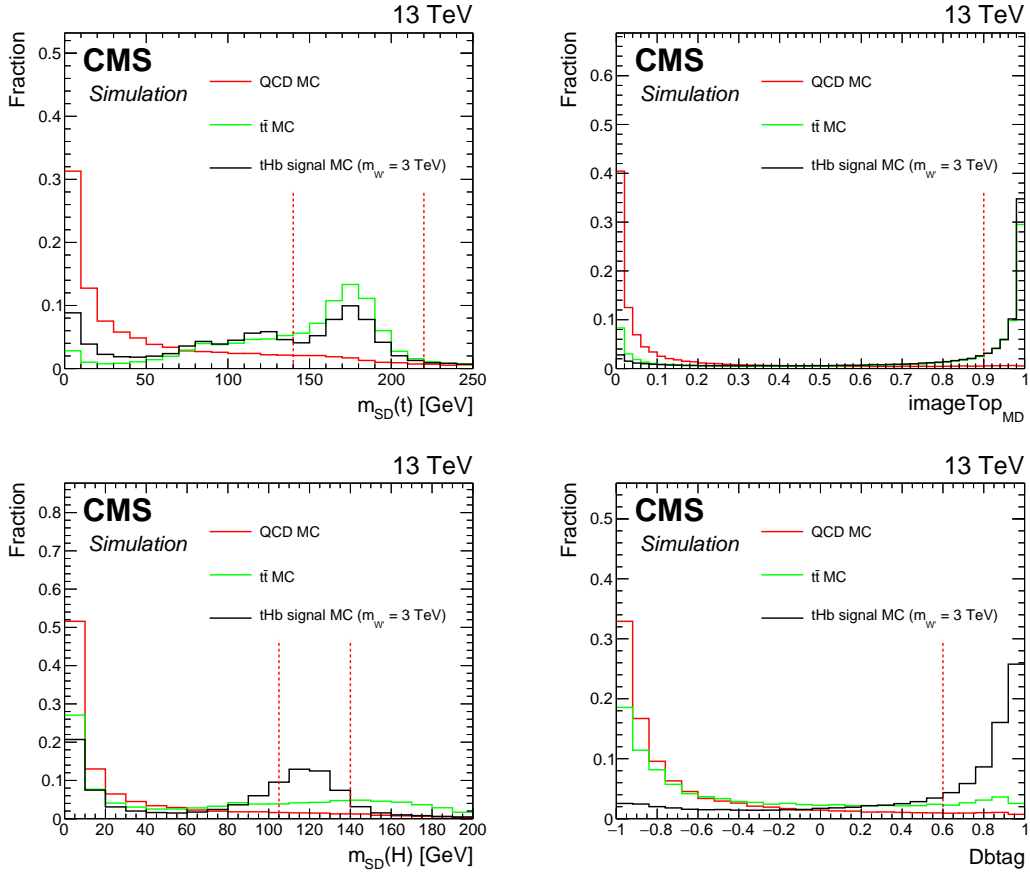


Figure 2: Simulated distributions of the discriminating variables for $t\bar{t}$, QCD, and tH_b signal simulated events normalized to unity for the tH_b analysis. Discriminant thresholds are shown as vertical dashed lines.

4.5 Event selection

We categorize events into selection regions that are either used to search for the W' boson signal, predict the background in the signal region, or validate this background estimate. Event selection details are presented in Table 1. The signal region is required to contain a tight t jet, a Higgs or Z jet, and a b jet. Regions used for background estimation and validation require combinations of loosened tagger criteria.

The sensitivity of the selections has been studied both in the context of the expected cross section upper limit and of the W' boson discovery potential. After identifying the t, Higgs or Z, and b jets, the W' boson candidate mass is taken as the invariant mass of the three jets. Table 2 shows the signal efficiency for all samples considered.

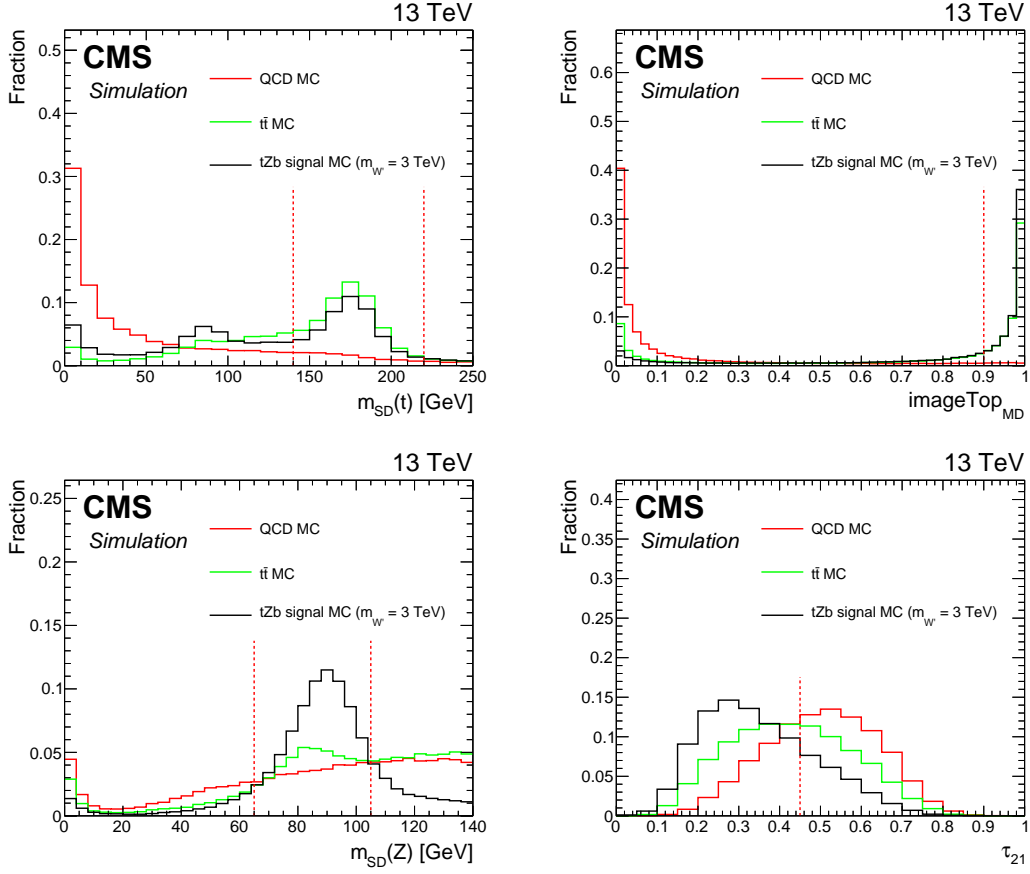


Figure 3: Simulated distributions of the discriminating variables for $t\bar{t}$, QCD, and tZb signal simulated events normalized to unity for the tZb analysis. Discriminant thresholds are shown as vertical dashed lines.

Table 1: Selection regions used for signal identification and background estimation. The AK8 jet discriminant and mass selections are explicitly defined here for the t , Higgs, and Z jet tags.

Label	Tag	Discriminant	Mass
Tight	H	$0.6 < \text{Dbtag}$	$105 < m_{\text{SD}}(\text{H}) < 140 \text{ GeV}$
	Z	$\tau_{21} < 0.45$	$65 < m_{\text{SD}}(\text{Z}) < 105 \text{ GeV}$
	t	$0.9 < \text{imageTop}_{\text{MD}}$	$140 < m_{\text{SD}}(\text{t}) < 220 \text{ GeV}$
Medium	H	$0 < \text{Dbtag} < 0.6$	$105 < m_{\text{SD}}(\text{H}) < 140 \text{ GeV}$
	Z	$0.45 < \tau_{21} < 0.6$	$65 < m_{\text{SD}}(\text{Z}) < 105 \text{ GeV}$
	t	$0.3 < \text{imageTop}_{\text{MD}} < 0.9$	$140 < m_{\text{SD}}(\text{t}) < 220 \text{ GeV}$
Inverted	H	$-1 < \text{Dbtag} < 0$	$5 < m_{\text{SD}}(\text{H}) < 30 \text{ GeV}$
	Z	$0.6 < \tau_{21} < 1$	$5 < m_{\text{SD}}(\text{Z}) < 30 \text{ GeV}$
	t	$0 < \text{imageTop}_{\text{MD}} < 0.3$	$30 < m_{\text{SD}}(\text{t}) < 65 \text{ GeV}$

Table 2: The signal efficiency (in percent) for the three VLQ mass ranges considered. The efficiency is given for the tHb and tZb final states, separated into the low, medium, and high VLQ mass categories.

$m_{W'}$ (GeV)	tHb low	tHb medium	tHb high	tZb low	tZb medium	tZb high
1500	0.29	0.34	0.28	0.43	0.51	0.39
2000	1.2	1.4	0.78	1.7	1.9	1.1
2500	2.0	1.9	1.3	2.8	2.7	1.8
3000	2.3	2.2	1.8	2.7	3.0	2.5
3500	2.3	2.2	1.8	3.2	3.0	2.5
4000	2.2	2.0	1.8	3.1	2.9	2.6
4500	2.0	1.9	1.7	2.8	2.7	2.5
5000	1.8	1.7	1.5	2.6	2.5	2.4

5 Background estimation

The primary background is from QCD multijet production and is estimated from data. For this estimate, we use control regions that are selected with identical kinematic criteria to the signal region, but with a reduced acceptance for signal events. Table 1 and Fig. 4 define various selection regions. A transfer function $TF(p_T, \eta)$ is extracted from data by inverting the Higgs or Z jet candidate selection. After this inversion, $TF(p_T, \eta)$ is defined as the ratio of the jet p_T spectrum of the t candidate in the case that it passes (region B) to the case that it fails (region A) the t tagging algorithm. The $TF(p_T, \eta)$ is extracted in two η ranges (central, $|\eta| < 1.2$, and forward, $|\eta| > 1.2$, regions).

The $TF(p_T, \eta)$ distribution is used to predict the background in the signal region. This is accomplished by defining the control region D, which has identical Higgs or Z and b jet candidate selections to the signal region, but with an inverted t jet selection. Events that pass the region D selection use $TF(p_T, \eta)$ as an event weight in a given t-candidate jet (p_T, η) bin. These weighted events are then used to provide the QCD background estimate in the signal region. The primary assumption for this background estimate method is that the t jet substructure selection can be inverted without significantly biasing the Higgs or Z jet substructure selection.

In the $TF(p_T, \eta)$ extraction procedure, the $t\bar{t}$ production component derived from simulation is subtracted from data to ensure that $TF(p_T, \eta)$ refers only to the QCD component. Additionally, the $t\bar{t}$ contamination of the QCD background estimate in the signal region must be subtracted. This is performed by applying the QCD background estimation procedure to simulated $t\bar{t}$ events using the same $TF(p_T, \eta)$ as is used when extracting the QCD estimate from data. The following relations are used to extract the QCD component of the signal region:

$$\begin{aligned}
 TF(p_T, \eta) &\equiv (B_{\text{data}} - B_{t\bar{t}}) / (A_{\text{data}} - A_{t\bar{t}}), \\
 C_{\text{QCD}} &\simeq (D_{\text{data}} - D_{t\bar{t}}) TF(p_T, \eta).
 \end{aligned}
 \tag{2}$$

Here, the subscripts “data” and “ $t\bar{t}$ ” indicate that the distributions are obtained from data and $t\bar{t}$ events, respectively.

To test the validity of the background estimate in data, a series of “validation” regions are defined (F, K, and H, as defined in Fig. 4). The transfer function used for predicting the background in the K and F regions ($TF_V(p_T, \eta)$) is estimated from the ratio of regions E to A, whereas the transfer function for the H region is the same as for the signal region. The following rela-

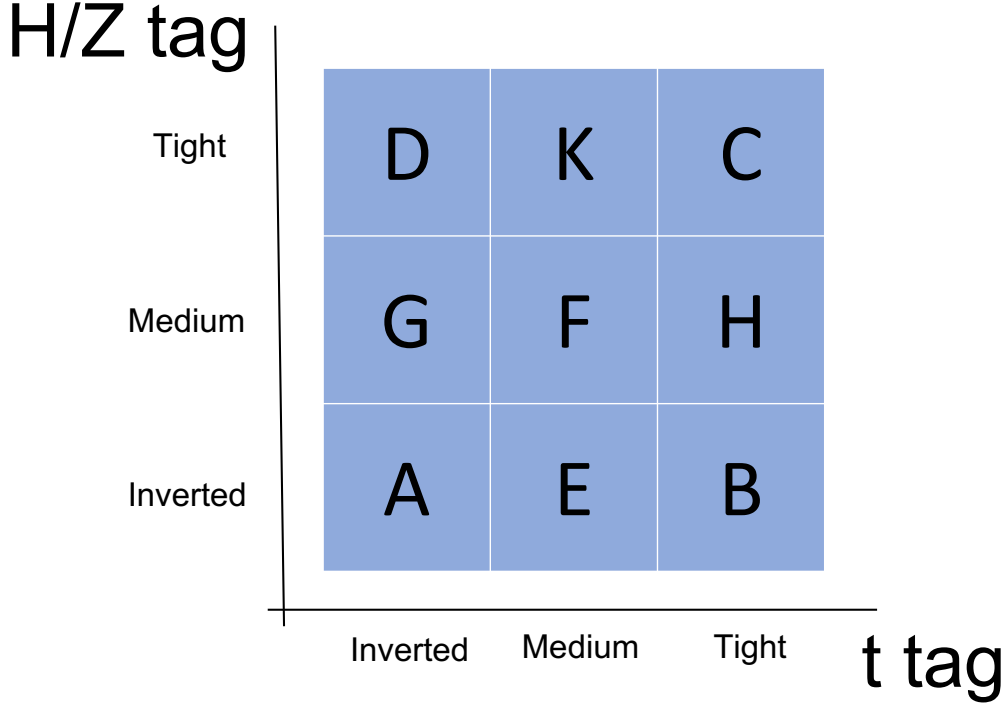


Figure 4: Diagram showing the regions used for background estimation. The signal region is C, the regions A and B are used to determine $TF(p_T, \eta)$, and F, K, and H are validation regions. The x axis indicates the t tag category, and the y axis represents the Higgs or Z boson tag category. The inverted, medium, and tight tag category definitions are given in Table 1.

tions are used to extract the QCD background component of the validation regions:

$$\begin{aligned}
 TF_v(p_T, \eta) &\equiv (E_{\text{data}} - E_{t\bar{t}}) / (A_{\text{data}} - A_{t\bar{t}}), \\
 H_{\text{QCD}} &\simeq (G_{\text{data}} - G_{t\bar{t}}) TF(p_T, \eta), \\
 K_{\text{QCD}} &\simeq (D_{\text{data}} - D_{t\bar{t}}) TF_v(p_T, \eta), \\
 F_{\text{QCD}} &\simeq (G_{\text{data}} - G_{t\bar{t}}) TF_v(p_T, \eta).
 \end{aligned} \tag{3}$$

The background validation tests in the F, K, and H regions are shown in Fig. 5. These validation regions confirm the background estimate agreement with χ^2/ndf values of 1.7, 1.0, and 1.3, respectively for the combined fit which considers systematic uncertainties (as discussed in Section 6), where ndf is the number of degrees of freedom. The $t\bar{t}$ background component in these validation regions is subtracted using the same procedure that is used when performing the signal region background estimate. The agreement demonstrates that the t jet selection can be inverted without biasing the Higgs jet selection. Figure 5 also shows for comparison the distributions expected from a potential signal for several W' mass values, assuming the medium VLQ mass hypothesis. The corresponding distributions for the low and high VLQ mass values have shapes that are similar to these, differing mainly in the normalization.

The $t\bar{t}$ background component is estimated using simulated events with an additional event weight that corrects the generator t jet p_T distribution [59]. This correction reduces the disagreement between simulation and data due to a known generator-level mismodeling effect and is validated using a $t\bar{t}$ control region. The final state for this control region contains two boosted AK8 t jets, so the selections on the AK4 b jet are loosened, and both of the AK8 jets

are required to pass the same $\text{imageTop}_{\text{MD}}$ selection as the signal region. After this selection, the composition is a nearly pure (approximately 99%) sample of hadronic $t\bar{t}$ events, demonstrating the discrimination power of the $\text{imageTop}_{\text{MD}}$ tagger. The QCD background estimate in this control region is performed in an analogous way to the signal region, and is estimated by weighting events with one inverted and one tight t tag by $TF(p_T, \eta)$. This control region is used to extract an additional correction, which is taken as a simple ratio of QCD-subtracted data to the $t\bar{t}$ simulation estimate. The uncertainty in this procedure is taken as the uncorrelated combination of the statistical uncertainty in the ratio, 100% of the QCD estimate, and the t tag scale factor uncertainty. This correction is applied to all simulated $t\bar{t}$ distributions.

6 Systematic uncertainties

A wide range of systematic uncertainties are considered, and organized into those that impact only the event yields, which are assumed to follow log-normal distributions [60], and those that affect the shape of the three-jet invariant mass distribution as well, which are assumed to follow Gaussian distributions. All of the systematic uncertainties are summarized in Table 3.

Table 3: Sources of systematic uncertainty that affect the final distributions. Sources that affect the normalization only are represented by a range of values for the systematic variation. Sources listing the systematic variation as $\pm 1\sigma(x)$ affect the shape of the three-jet invariant mass distribution as well, which is dependent on x .

Source	Variation	Process
Integrated luminosity	$\pm 1.2\text{--}2.5\%$	signal, $t\bar{t}$, single t
$t\bar{t}$ normalization	$\pm 11\text{--}15\%$	$t\bar{t}$
JES	$\pm 1\sigma(p_T, \eta)$	signal, $t\bar{t}$, single t
JER	$\pm 1\sigma(p_T, \eta)$	signal, $t\bar{t}$, single t
JMS	$\pm 1\sigma(m_{\text{SD}})$	signal, $t\bar{t}$, single t
JMR	$\pm 1\sigma(m_{\text{SD}})$	signal, $t\bar{t}$, single t
Z jet tagging	$\pm 1\sigma(p_T)$	signal
b tagging	$\pm 1\sigma(p_T)$	signal, $t\bar{t}$, single t
b mistagging	$\pm 1\sigma(p_T)$	signal, $t\bar{t}$, single t
Dbtag tagging	$\pm 1\sigma(p_T)$	signal
Dbtag mistagging	$\pm 1\sigma(p_T)$	signal, $t\bar{t}$, single t
t jet tagging	$\pm 1\sigma(p_T)$	signal, $t\bar{t}$, single t
Trigger	$\pm 1\sigma(H_T)$	signal, $t\bar{t}$, single t
Pileup	$\pm 1\sigma$	signal, $t\bar{t}$, single t
PDF, α_s	$\pm 1\sigma$	signal, single t
μ_R and μ_F	$\pm 1\sigma$	signal, single t
ISR/FSR	$\pm 1\sigma$	single t
$TF(p_T, \eta)$	$\pm 1\sigma(p_T, \eta)$	QCD
$t\bar{t}$ contamination	$\pm 1\sigma(p_T, \eta)$	QCD

6.1 Normalization uncertainties

The uncertainty in the integrated luminosity is taken as 1.2% for 2016, 2.3% for 2017, and 2.5% for 2018 data [23–25].

The uncertainty in the $t\bar{t}$ normalization measurement (as discussed in Section 5) used to correct the estimate in the signal region accounts for the full uncertainty in the $t\bar{t}$ yield. It is calculated

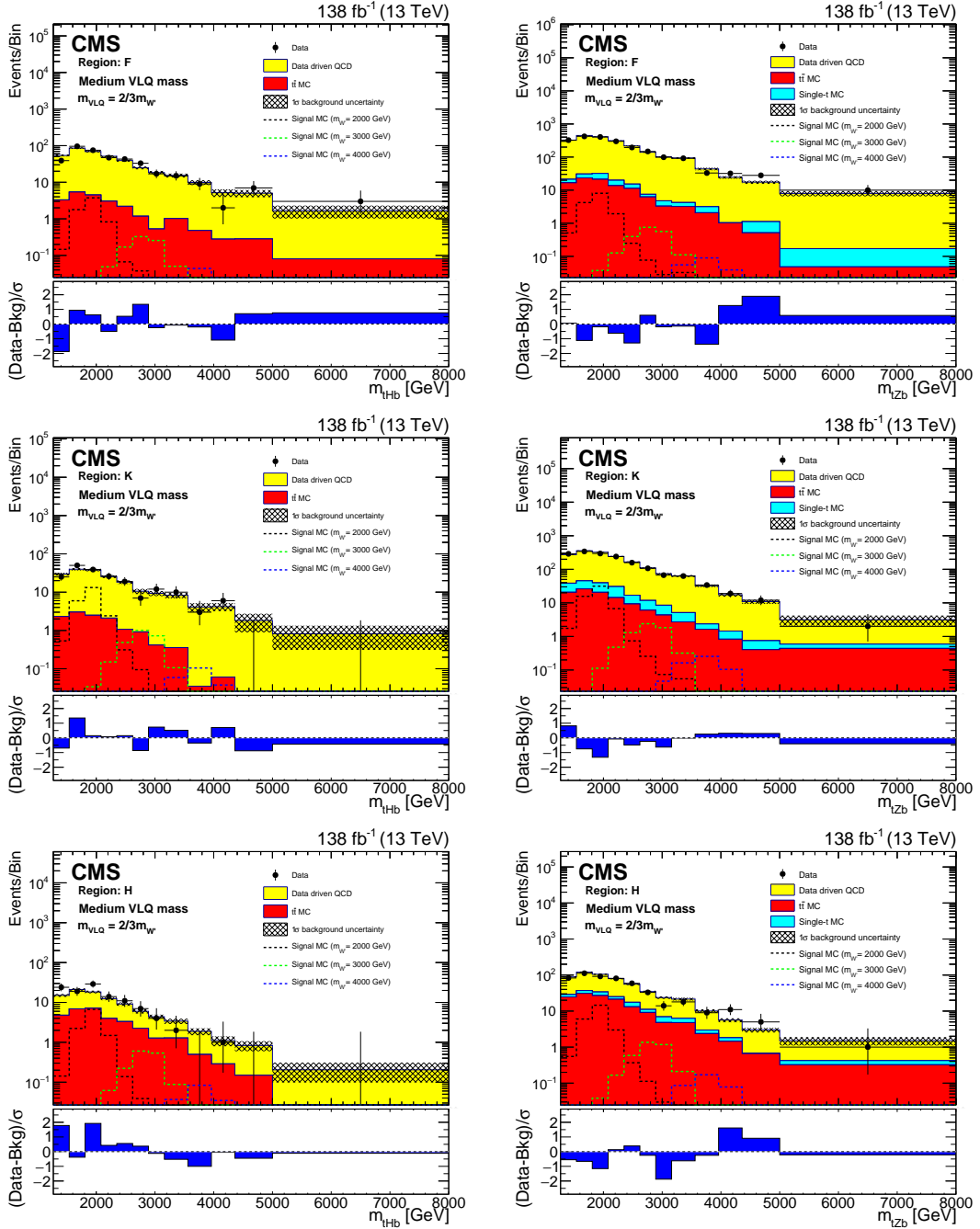


Figure 5: Background closure test for the reconstructed W' boson invariant mass in region F (upper), K (middle), and H (lower) for the purpose of validation in the tHb (left) and tZb (right) analyses. The data are shown as points with error bars and the estimated backgrounds as solid histograms after a background-only fit, with a hatched band indicating the uncertainty. Expected signals for several W' boson mass hypotheses are shown. The lower panel of each plot shows the difference between the number of events observed in the data and the predicted background, divided by the total uncertainty in the background and the statistical uncertainty in the data added in quadrature.

separately for data collected in 2016, 2017, and 2018, and ranges from 11 to 15%. This is considered a measurement of $t\bar{t}$ uncertainties that have a large normalization effect, including top p_T reweighting, PDF, and renormalization and factorization (μ_R and μ_F) scale uncertainties. Uncertainties that have a pronounced shape effect on the invariant mass distribution are included separately when setting limits (as shown in Table 3).

6.2 Shape uncertainties

The uncertainty in the JES is taken into account by varying the JES within its uncertainty and observing the effect on the invariant mass distribution. The JES variation impacts the invariant mass distribution shape through a horizontal shift but also causes a normalization difference when the jet falls above or below a kinematic threshold. This uncertainty is propagated to the t jet $m_{SD}(t)$ estimate. The uncertainty in the JER is also taken into account by the uncertainty in the JER correction used for simulated events. This uncertainty is applied to all simulated events and has only a small impact on the final limit.

The uncertainty in the JMS and JMR is measured in a highly enriched sample of $t\bar{t}$ events containing one final-state lepton. In this sample, a fit is performed to the W boson PUPPI m_{SD} distribution, from which the mean and width are extracted. The JMS uncertainty is estimated from the uncertainty in the shift of the W mass peak, and the uncertainty in the JMR is estimated from the uncertainty in the width. These uncertainties are applied to the Higgs or Z boson m_{SD} estimates for all simulated events and have an $\approx 4\%$ effect on the signal estimate.

The uncertainty in the τ_{21} selection associated with Z jet tagging includes a constant uncertainty and a p_T -dependent uncertainty based on an extrapolation to momenta beyond the kinematic region of the scale factor measurement. This uncertainty is applied to all simulated events and has an $\approx 15\%$ effect.

The uncertainty used for the b tagging requirement on the AK4 jet is evaluated by varying the b tagging and b mistagging scale factors within their uncertainties [55]. These uncertainty sources are considered uncorrelated and are applied to all simulated events and result in an $\approx 5\%$ effect on the signal estimate.

The uncertainty in the Dbtag method used for the Higgs jet tagging [55] selection is evaluated by varying the Dbtag scale factor by the uncertainty. The scale factor is parameterized using three regions in p_T . Also evaluated is the scale factor for a Higgs boson that is mistagged as a t quark (as discussed in Section 4). The uncertainties in both the Higgs jet tagging efficiency and the mistag probability are applied to all simulated events and are treated as uncorrelated during limit setting. The Higgs boson Dbtag uncertainty has an $\approx 10\%$ effect on the signal estimate.

The uncertainty in the imageTop_{MD} selection used for t tagging is p_T dependent and evaluated by varying the imageTop_{MD} scale factor within the uncertainty. This has an $\approx 6\%$ effect on the signal estimate.

The kinematic requirements ensure that the trigger is close to being fully efficient, and all simulated events are corrected using the method outlined in Section 4. The uncertainty in this correction is taken to be half of the trigger inefficiency. This uncertainty is small and is applied to all simulated events.

As mentioned in Section 3, the simulated pileup distribution is reweighted to match data using an effective total inelastic cross section. The uncertainty in this procedure is evaluated by varying the total inelastic cross section by $\pm 4.6\%$ [61]. The resultant uncertainty is applied to

all simulated events and has only a small impact on the final limit.

The PDF uncertainty is evaluated using the NNPDF3.1 [43, 44] set for the signal, and the PDF4LHC15 combined set [62, 63] for single t quark events. The uncertainty is calculated using the symmetric Hessian approach.

The uncertainty in the μ_R and μ_F scales are evaluated by varying the μ_R or μ_F scales up and down by a factor of two. Both independent and simultaneous variations of μ_R and μ_F are considered, resulting in six weights after excluding the two most extreme variations. The envelope of these weights is used as the uncertainty. The μ_R , μ_F , and PDF uncertainties are taken as the signal cross section theoretical uncertainty. For the single t quark prediction, these uncertainties are considered when setting limits in addition to the parton shower variation in the initial- and final-state radiation (ISR and FSR). Together, the effect of these theoretical uncertainties amount to $\approx 65\%$, and dominate the total uncertainty in the single top quark estimate.

The primary uncertainty in the shape of the QCD background estimate is taken from the statistical uncertainty in the $TF(p_T, \eta)$. This is propagated to the invariant mass spectrum by evaluating the $TF(p_T, \eta)$ weight at $\pm 1\sigma$ in a given (p_T, η) bin. The uncertainty from each $TF(p_T, \eta)$ bin is added in quadrature to form the full uncertainty, and the effect on the QCD background estimate is $\approx 20\%$. The effect of the uncertainty in the $t\bar{t}$ subtraction procedure is evaluated by varying the amount subtracted within the range of the $t\bar{t}$ normalization uncertainty. The effect on the QCD background estimate is $\approx 6\%$.

The statistical uncertainty of the simulation is taken into account during limit setting by using the ‘‘Barlow–Beeston lite’’ method [64].

7 Results

The final distributions of reconstructed $m_{W'}$ for the signal region are shown in Fig. 6. The distributions expected from a potential signal for several W' mass values, assuming the medium VLQ mass hypothesis, are shown for comparison. Since no deviation from the SM expectation is observed, we place limits on the W' boson production cross section.

The 95% confidence level (CL) upper limits are obtained using the CL_s approach [65, 66] in the asymptotic approximation [67] on the product of the W' boson production cross section for the $s_L = 0.5$ and $\cot(\theta_2) = 3$ hypothesis [13], and for the benchmark branching fraction. A binned maximum likelihood fit to the data is used to calculate upper limits, in a process where all systematic uncertainties are included as nuisance parameters. For the signal template, the sum of the invariant mass distributions from the tB and bT decay channels are used. Upper limits on the product of cross section and branching fraction are shown in Fig. 7. A W' boson with a mass below 3.1 TeV is excluded at 95% CL for the medium VLQ mass case. The low and high VLQ mass benchmarks have a lower $W' \rightarrow \text{VLQ}$ branching fraction, and the sensitivity is not sufficient to set mass exclusion limits.

Variations of the primary assumptions of this benchmark are shown in Fig. 8 for the purpose of generalizing the results. Specifically, the fraction of bT and tB from the W' decay is varied between 0 and 1, and the VLQ branching fractions to qH and qZ are varied within the same bounds. Therefore, for both generalized coupling figures, the mass exclusion of the benchmark model corresponds to the point with coordinates $[0.5, 0.5]$, indicated with an asterisk.

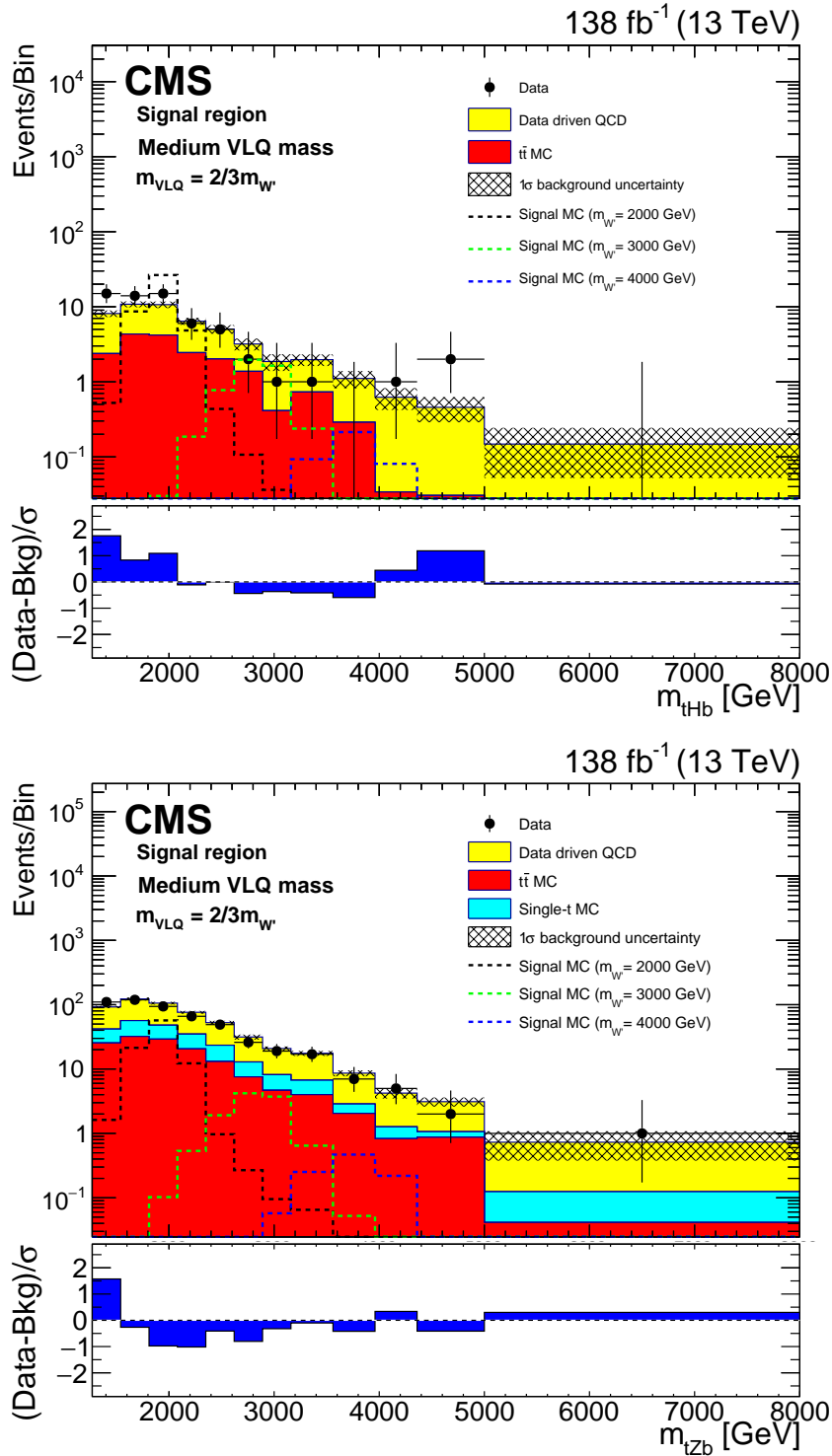


Figure 6: Reconstructed $m_{W'}$ distributions (m_{tHb} (upper), and m_{tZb} (lower)) in the signal region with estimated backgrounds and signal for several W' boson mass hypotheses, after a background-only fit. The combined statistical and systematic uncertainty in the total estimated background is indicated by the hatched region. The lower panels show the difference between the number of events observed in the data and the predicted background, divided by the total uncertainty in the background and the statistical uncertainty in the data added in quadrature.

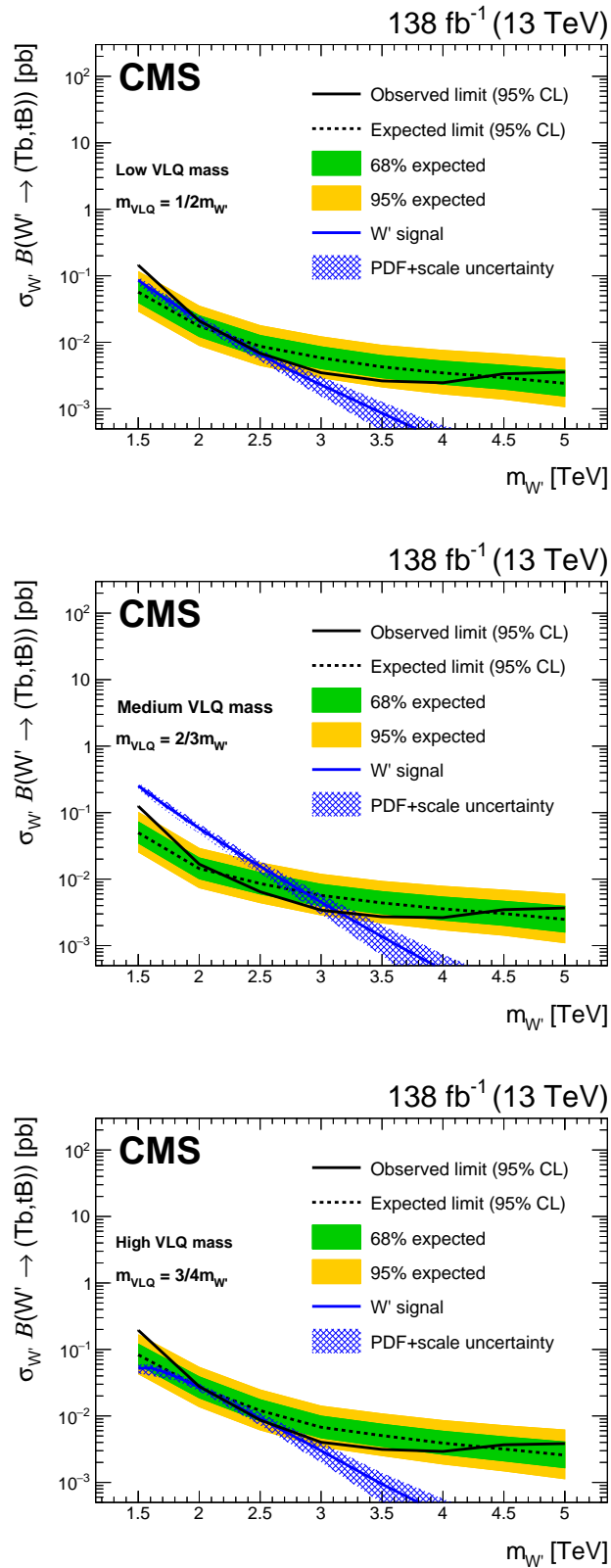


Figure 7: The W' boson 95% CL limits on the product of cross section and branching fraction. The expected (dashed) and observed (solid) limits, as well as the W' boson theoretical cross section, with its PDF and scale normalization uncertainties, are shown. The green (inner) and yellow (outer) bands indicate the 68% and 95% confidence intervals of the expected limit. The limits are given for the low (upper), medium (center), and high (lower) VLQ mass ranges.

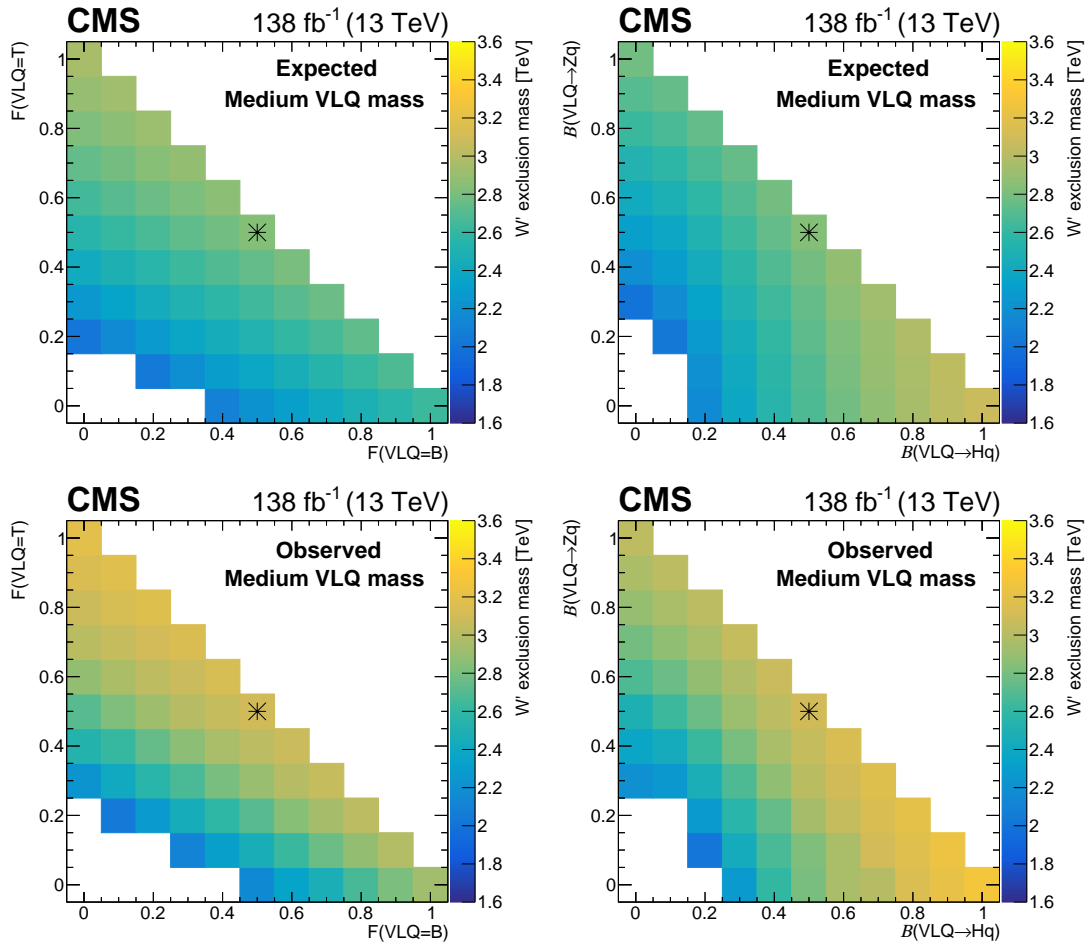


Figure 8: Expected (upper) and observed (lower) 95% CL limits for generalized hypotheses varying the fraction of tB ($F(\text{VLQ}=B)$) and bT ($F(\text{VLQ}=T)$) from the W' decay (left), and the VLQ branching fraction to qH and qZ (right). The asterisk marker signifies the branching fractions for the benchmark model

8 Summary

A search has been presented for a heavy W' boson decaying to a B or T vector-like quark and a t or b quark, respectively. The data correspond to an integrated luminosity of 138 fb^{-1} collected between 2016 and 2018 with the CMS detector at the LHC in proton-proton collisions at $\sqrt{s} = 13 \text{ TeV}$. The signature considered for both decay modes is a t quark and a Higgs or Z boson, each decaying hadronically, and a b quark jet. Boosted heavy-resonance identification techniques are used to select the events containing three energetic jets and to suppress standard model backgrounds. No significant deviation from the standard model background prediction is observed. Upper limits are placed on the product of the W' boson cross section and the final state branching fraction as a function of the $m_{W'}$. A W' boson with a mass below 3.1 TeV is excluded at 95% confidence level, given the benchmark model assumption of democratic branching fractions. In addition, limits are set based on generalizations of these assumptions. These are the most sensitive limits to date for this final state.

Acknowledgments

We congratulate our colleagues in the CERN accelerator departments for the excellent performance of the LHC and thank the technical and administrative staffs at CERN and at other CMS institutes for their contributions to the success of the CMS effort. In addition, we gratefully acknowledge the computing centers and personnel of the Worldwide LHC Computing Grid and other centers for delivering so effectively the computing infrastructure essential to our analyses. Finally, we acknowledge the enduring support for the construction and operation of the LHC, the CMS detector, and the supporting computing infrastructure provided by the following funding agencies: BMBWF and FWF (Austria); FNRS and FWO (Belgium); CNPq, CAPES, FAPERJ, FAPERGS, and FAPESP (Brazil); MES and BNSF (Bulgaria); CERN; CAS, MoST, and NSFC (China); MINCIENCIAS (Colombia); MSES and CSF (Croatia); RIF (Cyprus); SENESCYT (Ecuador); MoER, ERC PUT and ERDF (Estonia); Academy of Finland, MEC, and HIP (Finland); CEA and CNRS/IN2P3 (France); BMBF, DFG, and HGF (Germany); GSRI (Greece); NKFI (Hungary); DAE and DST (India); IPM (Iran); SFI (Ireland); INFN (Italy); MSIP and NRF (Republic of Korea); MES (Latvia); LAS (Lithuania); MOE and UM (Malaysia); BUAP, CINVESTAV, CONACYT, LNS, SEP, and UASLP-FAI (Mexico); MOS (Montenegro); MBIE (New Zealand); PAEC (Pakistan); MSHE and NSC (Poland); FCT (Portugal); JINR (Dubna); MON, RosAtom, RAS, RFBR, and NRC KI (Russia); MESTD (Serbia); MCIN/AEI and PCTI (Spain); MOSTR (Sri Lanka); Swiss Funding Agencies (Switzerland); MST (Taipei); ThEPCenter, IPST, STAR, and NSTDA (Thailand); TUBITAK and TAEK (Turkey); NASU (Ukraine); STFC (United Kingdom); DOE and NSF (USA).

Individuals have received support from the Marie-Curie program and the European Research Council and Horizon 2020 Grant, contract Nos. 675440, 724704, 752730, 758316, 765710, 824093, 884104, and COST Action CA16108 (European Union); the Leventis Foundation; the Alfred P. Sloan Foundation; the Alexander von Humboldt Foundation; the Belgian Federal Science Policy Office; the Fonds pour la Formation à la Recherche dans l'Industrie et dans l'Agriculture (FRIA-Belgium); the Agentschap voor Innovatie door Wetenschap en Technologie (IWT-Belgium); the F.R.S.-FNRS and FWO (Belgium) under the "Excellence of Science – EOS" – be.h project n. 30820817; the Beijing Municipal Science & Technology Commission, No. Z191100007219010; the Ministry of Education, Youth and Sports (MEYS) of the Czech Republic; the Deutsche Forschungsgemeinschaft (DFG), under Germany's Excellence Strategy – EXC 2121 "Quantum Universe" – 390833306, and under project number 400140256 - GRK2497; the Lendület ("Momentum") Program and the János Bolyai Research Scholarship

of the Hungarian Academy of Sciences, the New National Excellence Program ÚNKP, the NK-FIA research grants 123842, 123959, 124845, 124850, 125105, 128713, 128786, and 129058 (Hungary); the Council of Science and Industrial Research, India; the Latvian Council of Science; the Ministry of Science and Higher Education and the National Science Center, contracts Opus 2014/15/B/ST2/03998 and 2015/19/B/ST2/02861 (Poland); the Fundação para a Ciência e a Tecnologia, grant CEECIND/01334/2018 (Portugal); the National Priorities Research Program by Qatar National Research Fund; the Ministry of Science and Higher Education, projects no. 0723-2020-0041 and no. FSWW-2020-0008 (Russia); MCIN/AEI/10.13039/501100011033, ERDF “a way of making Europe”, and the Programa Estatal de Fomento de la Investigación Científica y Técnica de Excelencia María de Maeztu, grant MDM-2017-0765 and Programa Severo Ochoa del Principado de Asturias (Spain); the Stavros Niarchos Foundation (Greece); the Rachadapisek Sompot Fund for Postdoctoral Fellowship, Chulalongkorn University and the Chulalongkorn Academic into Its 2nd Century Project Advancement Project (Thailand); the Kavli Foundation; the Nvidia Corporation; the SuperMicro Corporation; the Welch Foundation, contract C-1845; and the Weston Havens Foundation (USA).

References

- [1] M. Schmaltz and D. Tucker-Smith, “Little Higgs theories”, *Ann. Rev. Nucl. Part. Sci.* **55** (2005) 229, doi:10.1146/annurev.nucl.55.090704.151502, arXiv:hep-ph/0502182.
- [2] T. Appelquist, H.-C. Cheng, and B. A. Dobrescu, “Bounds on universal extra dimensions”, *Phys. Rev. D* **64** (2001) 035002, doi:10.1103/PhysRevD.64.035002, arXiv:hep-ph/0012100.
- [3] R. N. Mohapatra and J. C. Pati, “Left-right gauge symmetry and an ‘isoconjugate’ model of CP violation”, *Phys. Rev. D* **11** (1975) 566, doi:10.1103/PhysRevD.11.566.
- [4] CMS Collaboration, “Search for high-mass resonances in final states with a lepton and missing transverse momentum at $\sqrt{s} = 13$ TeV”, *JHEP* **06** (2018) 128, doi:10.1007/JHEP06(2018)128, arXiv:1803.11133.
- [5] ATLAS Collaboration, “Search for a heavy charged boson in events with a charged lepton and missing transverse momentum from pp collisions at $\sqrt{s} = 13$ TeV with the ATLAS detector”, *Phys. Rev. D* **100** (2019) 052013, doi:10.1103/PhysRevD.100.052013, arXiv:1906.05609.
- [6] CMS Collaboration, “Search for a heavy resonance decaying to a pair of vector bosons in the lepton plus merged jet final state at $\sqrt{s} = 13$ TeV”, *JHEP* **05** (2018) 088, doi:10.1007/JHEP05(2018)088, arXiv:1802.09407.
- [7] ATLAS Collaboration, “Search for WW/WZ resonance production in ν qq final states in pp collisions at $\sqrt{s} = 13$ TeV with the ATLAS detector”, *JHEP* **03** (2018) 042, doi:10.1007/JHEP03(2018)042, arXiv:1710.07235.
- [8] CMS Collaboration, “Searches for W' bosons decaying to a top quark and a bottom quark in proton-proton collisions at 13 TeV”, *JHEP* **08** (2017) 029, doi:10.1007/JHEP08(2017)029, arXiv:1706.04260.
- [9] ATLAS Collaboration, “Search for $W' \rightarrow tb$ decays in the hadronic final state using pp collisions at $\sqrt{s} = 13$ TeV with the ATLAS detector”, *Phys. Lett. B* **781** (2018) 327, doi:10.1016/j.physletb.2018.03.036, arXiv:1801.07893.

- [10] K. Agashe, R. Contino, and A. Pomarol, “The minimal composite Higgs model”, *Nucl. Phys. B* **719** (2005) 165, doi:10.1016/j.nuclphysb.2005.04.035, arXiv:hep-ph/0412089.
- [11] D. Barducci et al., “Exploring Drell-Yan signals from the 4D composite Higgs model at the LHC”, *JHEP* **04** (2013) 152, doi:10.1007/JHEP04(2013)152, arXiv:1210.2927.
- [12] D. Barducci and C. Delaunay, “Bounding wide composite vector resonances at the LHC”, *JHEP* **02** (2016) 55, doi:10.1007/JHEP02(2016)055, arXiv:1511.01101.
- [13] N. Vignaroli, “New W' signals at the LHC”, *Phys. Rev. D* **89** (2014) 095027, doi:10.1103/PhysRevD.89.095027, arXiv:1404.5558.
- [14] CMS Collaboration, “Search for single production of vector-like quarks decaying into a b quark and a W boson in proton-proton collisions at $\sqrt{s} = 13$ TeV”, *Phys. Lett. B* **772** (2017) 634, doi:10.1016/j.physletb.2017.07.022, arXiv:1701.08328.
- [15] CMS Collaboration, “Search for single production of vector-like quarks decaying to a b quark and a Higgs boson”, *JHEP* **06** (2018) 031, doi:10.1007/JHEP06(2018)031, arXiv:1802.01486.
- [16] CMS Collaboration, “Search for single production of a vector-like T quark decaying to a Z boson and a top quark in proton-proton collisions at $\sqrt{s} = 13$ TeV”, *Phys. Lett. B* **781** (2018) 574, doi:10.1016/j.physletb.2018.04.036, arXiv:1708.01062.
- [17] ATLAS Collaboration, “Search for pair- and single-production of vector-like quarks in final states with at least one Z boson decaying into a pair of electrons or muons in pp collision data collected with the ATLAS detector at $\sqrt{s} = 13$ TeV”, *Phys. Rev. D* **98** (2018) 112010, doi:10.1103/PhysRevD.98.112010, arXiv:1806.10555.
- [18] ATLAS Collaboration, “Search for single production of a vector-like T quark decaying into a Higgs boson and top quark with fully hadronic final states using the ATLAS detector”, *Phys. Rev. D* **105** (1, 2022) 092012, doi:10.1103/PhysRevD.105.092012, arXiv:2201.07045.
- [19] CMS Collaboration, “Search for pair production of vector-like quarks in the bWbW channel from proton-proton collisions at $\sqrt{s} = 13$ TeV”, *Phys. Lett. B* **779** (2018) 82, doi:10.1016/j.physletb.2018.01.077, arXiv:1710.01539.
- [20] CMS Collaboration, “Search for vector-like T and B quark pairs in final states with leptons at $\sqrt{s} = 13$ TeV”, *JHEP* **08** (2018) 177, doi:10.1007/JHEP08(2018)177, arXiv:1805.04758.
- [21] ATLAS Collaboration, “Combination of the searches for pair-produced vector-like partners of the third-generation quarks at $\sqrt{s} = 13$ TeV with the ATLAS detector”, *Phys. Rev. Lett.* **121** (2018) 211801, doi:10.1103/PhysRevLett.121.211801, arXiv:1808.02343.
- [22] CMS Collaboration, “A search for bottom-type, vector-like quark pair production in a fully hadronic final state in proton-proton collisions at $\sqrt{s} = 13$ TeV”, *Phys. Rev. D* **102** (2020) 112004, doi:10.1103/PhysRevD.102.112004, arXiv:2008.09835.
- [23] CMS Collaboration, “Precision luminosity measurement in proton-proton collisions at $\sqrt{s} = 13$ TeV in 2015 and 2016 at CMS”, *Eur. Phys. J. C* **81** (2021) 800, doi:10.1140/epjc/s10052-021-09538-2, arXiv:2104.01927.

-
- [24] CMS Collaboration, “CMS luminosity measurement for the 2017 data-taking period at $\sqrt{s} = 13$ TeV”, CMS Physics Analysis Summary CMS-PAS-LUM-17-004, 2018.
- [25] CMS Collaboration, “CMS luminosity measurement for the 2018 data-taking period at $\sqrt{s} = 13$ TeV”, CMS Physics Analysis Summary CMS-PAS-LUM-18-002, 2019.
- [26] HEPData record for this analysis, 2022. doi:10.17182/hepdata.127138.
- [27] CMS Collaboration, “Performance of the CMS Level-1 trigger in proton-proton collisions at $\sqrt{s} = 13$ TeV”, *JINST* **15** (2020) P10017, doi:10.1088/1748-0221/15/10/P10017, arXiv:2006.10165.
- [28] CMS Collaboration, “The CMS trigger system”, *JINST* **12** (2017) P01020, doi:10.1088/1748-0221/12/01/P01020, arXiv:1609.02366.
- [29] CMS Collaboration, “The CMS experiment at the CERN LHC”, *JINST* **3** (2008) S08004, doi:10.1088/1748-0221/3/08/S08004.
- [30] CMS Collaboration, “Particle-flow reconstruction and global event description with the CMS detector”, *JINST* **12** (2017) P10003, doi:10.1088/1748-0221/12/10/P10003, arXiv:1706.04965.
- [31] M. Cacciari, G. P. Salam, and G. Soyez, “The anti- k_T jet clustering algorithm”, *JHEP* **04** (2008) 063, doi:10.1088/1126-6708/2008/04/063, arXiv:0802.1189.
- [32] M. Cacciari, G. P. Salam, and G. Soyez, “FastJet user manual”, *Eur. Phys. J. C* **72** (2012) 1896, doi:10.1140/epjc/s10052-012-1896-2, arXiv:1111.6097.
- [33] D. Bertolini, P. Harris, M. Low, and N. Tran, “Pileup per particle identification”, *JHEP* **10** (2014) 059, doi:10.1007/JHEP10(2014)059, arXiv:1407.6013.
- [34] CMS Collaboration, “Jet energy scale and resolution in the CMS experiment in pp collisions at 8 TeV”, *JINST* **12** (2017) P02014, doi:10.1088/1748-0221/12/02/P02014, arXiv:1607.03663.
- [35] P. Nason, “A new method for combining NLO QCD with shower Monte Carlo algorithms”, *JHEP* **11** (2004) 040, doi:10.1088/1126-6708/2004/11/040, arXiv:hep-ph/0409146.
- [36] S. Frixione, P. Nason, and C. Oleari, “Matching NLO QCD computations with parton shower simulations: the POWHEG method”, *JHEP* **11** (2007) 070, doi:10.1088/1126-6708/2007/11/070, arXiv:0709.2092.
- [37] S. Alioli, P. Nason, C. Oleari, and E. Re, “A general framework for implementing NLO calculations in shower Monte Carlo programs: the POWHEG BOX”, *JHEP* **06** (2010) 043, doi:10.1007/JHEP06(2010)043, arXiv:1002.2581.
- [38] S. Alioli, P. Nason, C. Oleari, and E. Re, “NLO single-top production matched with shower in POWHEG: s - and t -channel contributions”, *JHEP* **09** (2009) 111, doi:10.1088/1126-6708/2009/09/111, arXiv:0907.4076. [Erratum: doi:10.1007/JHEP02(2010)011].
- [39] R. Frederix, E. Re, and P. Torrielli, “Single-top t -channel hadroproduction in the four-flavour scheme with POWHEG and aMC@NLO”, *JHEP* **09** (2012) 130, doi:10.1007/JHEP09(2012)130, arXiv:1207.5391.

- [40] S. Alioli, S.-O. Moch, and P. Uwer, “Hadronic top-quark pair-production with one jet and parton showering”, *JHEP* **01** (2012) 137, doi:10.1007/JHEP01(2012)137, arXiv:1110.5251.
- [41] J. Alwall et al., “The automated computation of tree-level and next-to-leading order differential cross sections, and their matching to parton shower simulations”, *JHEP* **07** (2014) 079, doi:10.1007/JHEP07(2014)079, arXiv:1405.0301.
- [42] J. Alwall et al., “Comparative study of various algorithms for the merging of parton showers and matrix elements in hadronic collisions”, *Eur. Phys. J. C* **53** (2008) 473, doi:10.1140/epjc/s10052-007-0490-5, arXiv:0706.2569.
- [43] NNPDF Collaboration, “Parton distributions for the LHC Run II”, *JHEP* **04** (2015) 040, doi:10.1007/JHEP04(2015)040, arXiv:1410.8849.
- [44] NNPDF Collaboration, “Parton distributions from high-precision collider data”, *Eur. Phys. J. C* **77** (2017) 663, doi:10.1140/epjc/s10052-017-5199-5, arXiv:1706.00428.
- [45] T. Sjöstrand et al., “An introduction to PYTHIA 8.2”, *Comput. Phys. Commun.* **191** (2015) 159, doi:10.1016/j.cpc.2015.01.024, arXiv:1410.3012.
- [46] CMS Collaboration, “Investigations of the impact of the parton shower tuning in Pythia 8 in the modelling of $t\bar{t}$ at $\sqrt{s} = 8$ and 13 TeV”, CMS Physics Analysis Summary CMS-PAS-TOP-16-021, 2016.
- [47] CMS Collaboration, “Event generator tunes obtained from underlying event and multiparton scattering measurements”, *Eur. Phys. J. C* **76** (2016) 155, doi:10.1140/epjc/s10052-016-3988-x, arXiv:1512.00815.
- [48] CMS Collaboration, “Extraction and validation of a new set of CMS PYTHIA8 tunes from underlying-event measurements”, *Eur. Phys. J. C* **80** (2020) 4, doi:10.1140/epjc/s10052-019-7499-4, arXiv:1903.12179.
- [49] GEANT4 Collaboration, “GEANT4—a simulation toolkit”, *Nucl. Instrum. Meth.* **506** (2003) 250, doi:10.1016/S0168-9002(03)01368-8.
- [50] CMS Collaboration, “Identification of heavy, energetic, hadronically decaying particles using machine-learning techniques”, *JINST* **15** (2020) P06005, doi:10.1088/1748-0221/15/06/P06005, arXiv:2004.08262.
- [51] M. Dasgupta, A. Fregoso, S. Marzani, and G. P. Salam, “Towards an understanding of jet substructure”, *JHEP* **09** (2013) 029, doi:10.1007/JHEP09(2013)029, arXiv:1307.0007.
- [52] A. J. Larkoski, S. Marzani, G. Soyez, and J. Thaler, “Soft drop”, *JHEP* **05** (2014) 146, doi:10.1007/JHEP05(2014)146, arXiv:1402.2657.
- [53] CMS Collaboration, “Search for massive resonances decaying into WW , WZ , ZZ , qW , and qZ with dijet final states at $\sqrt{s} = 13$ TeV”, *Phys. Rev. D* **97** (2018) 072006, doi:10.1103/PhysRevD.97.072006, arXiv:1708.05379.
- [54] CMS Collaboration, “Jet algorithms performance in 13 TeV data”, CMS Physics Analysis Summary CMS-PAS-JME-16-003, 2017.













- [55] CMS Collaboration, "Identification of heavy-flavour jets with the CMS detector in pp collisions at 13 TeV", *JINST* **13** (2018) P05011, doi:10.1088/1748-0221/13/05/P05011, arXiv:1712.07158.
- [56] J. Thaler and K. Van Tilburg, "Maximizing boosted top identification by minimizing N -subjettiness", *JHEP* **02** (2012) 093, doi:10.1007/JHEP02(2012)093, arXiv:1108.2701.
- [57] E. Bols et al., "Jet flavour classification using DeepJet", *JINST* **15** (2020) P12012, doi:10.1088/1748-0221/15/12/P12012, arXiv:2008.10519.
- [58] CMS Collaboration, "Performance of the DeepJet b tagging algorithm using 41.9/fb of data from proton-proton collisions at 13 TeV with Phase 1 CMS detector", CMS Detector Performance Note CMS-DP-2018-058, 2018.
- [59] CMS Collaboration, "Measurement of differential cross sections for top quark pair production using the lepton+jets final state in proton-proton collisions at 13 TeV", *Phys. Rev. D* **95** (2017) 092001, doi:10.1103/PhysRevD.95.092001, arXiv:1610.04191.
- [60] J. S. Conway, "Incorporating nuisance parameters in likelihoods for multisource spectra", in *Proceedings, PHYSTAT 2011 workshop on statistical issues related to discovery claims in search experiments and unfolding, CERN, Geneva, Switzerland 17-20 January 2011*, p. 115. 2011. arXiv:1103.0354. doi:10.5170/CERN-2011-006.115.
- [61] CMS Collaboration, "Measurement of the inelastic proton-proton cross section at $\sqrt{s} = 13$ TeV", *JHEP* **07** (2018) 161, doi:10.1007/JHEP07(2018)161, arXiv:1802.02613.
- [62] M. Botje et al., "The PDF4LHC working group interim recommendations", 2011. arXiv:1101.0538.
- [63] S. Alekhin et al., "The PDF4LHC working group interim report", 2011. arXiv:1101.0536.
- [64] R. J. Barlow and C. Beeston, "Fitting using finite Monte Carlo samples", *Comput. Phys. Commun.* **77** (1993) 219, doi:10.1016/0010-4655(93)90005-w.
- [65] T. Junk, "Confidence level computation for combining searches with small statistics", *Nucl. Instrum. Meth. A* **434** (1999) 435, doi:10.1016/S0168-9002(99)00498-2, arXiv:hep-ex/9902006.
- [66] A. L. Read, "Presentation of search results: The CL_s technique", *J. Phys. G* **28** (2002) 2693, doi:10.1088/0954-3899/28/10/313.
- [67] G. Cowan, K. Cranmer, E. Gross, and O. Vitells, "Asymptotic formulae for likelihood-based tests of new physics", *Eur. Phys. J. C* **71** (2011) 1554, doi:10.1140/epjc/s10052-011-1554-0, arXiv:1007.1727. [Erratum: doi:10.1140/epjc/s10052-013-2501-z].

A The CMS Collaboration

Yerevan Physics Institute, Yerevan, Armenia

A. Tumasyan

Institut für Hochenergiephysik, Vienna, Austria

W. Adam , J.W. Andrejkovic, T. Bergauer , S. Chatterjee , M. Dragicevic , A. Escalante Del Valle , R. Frühwirth¹, M. Jeitler¹ , N. Krammer, L. Lechner , D. Liko, I. Mikulec, P. Paulitsch, F.M. Pitters, J. Schieck¹ , R. Schöfbeck , D. Schwarz, S. Templ , W. Waltenberger , C.-E. Wulz¹ 











Institute for Nuclear Problems, Minsk, Belarus

V. Chekhovsky, A. Litomin, V. Makarenko 












Universiteit Antwerpen, Antwerpen, Belgium

M.R. Darwish², E.A. De Wolf, T. Janssen , T. Kello³, A. Lelek , H. Rejeb Sfar, P. Van Mechelen , S. Van Putte, N. Van Remortel 

Vrije Universiteit Brussel, Brussel, Belgium

F. Blekman , E.S. Bols , J. D'Hondt , M. Delcourt, H. El Faham , S. Lowette , S. Moortgat , A. Morton , D. Müller , A.R. Sahasransu , S. Tavernier , W. Van Doninck, P. Van Mulders













Université Libre de Bruxelles, Bruxelles, Belgium

D. Beghin, B. Bilin , B. Clerbaux , G. De Lentdecker, L. Favart , A. Grebenyuk, A.K. Kalsi , K. Lee, M. Mahdavihorrani, I. Makarenko , L. Moureaux , L. Pétéré, A. Popov , N. Postiau, E. Starling , L. Thomas , M. Vanden Bemden, C. Vander Velde , P. Vanlaer , L. Wezenbeek

Ghent University, Ghent, Belgium

T. Cornelis , D. Dobur, J. Knolle , L. Lambrecht, G. Mestdach, M. Niedziela , C. Roskas, A. Samalan, K. Skovpen , M. Tytgat , B. Vermassen, M. Vit















Université Catholique de Louvain, Louvain-la-Neuve, Belgium

A. Benecke, A. Bethani , G. Bruno, F. Bury , C. Caputo , P. David , C. Delaere , I.S. Donertas , A. Giammanco , K. Jaffel, Sa. Jain , V. Lemaitre, K. Mondal , J. Prisciandaro, A. Taliercio, M. Teklishyn , T.T. Tran, P. Vischia , S. Wertz 

Centro Brasileiro de Pesquisas Físicas, Rio de Janeiro, Brazil

G.A. Alves , C. Hensel, A. Moraes 

Universidade do Estado do Rio de Janeiro, Rio de Janeiro, Brazil

W.L. Aldá Júnior , M. Alves Gallo Pereira , M. Barroso Ferreira Filho, H. Brandao Malbouisson, W. Carvalho , J. Chinellato⁴, E.M. Da Costa , G.G. Da Silveira⁵ , D. De Jesus Damiao , S. Fonseca De Souza , D. Matos Figueiredo, C. Mora Herrera , K. Mota Amarilo, L. Mundim , H. Nogima, P. Rebello Teles , A. Santoro, S.M. Silva Do Amaral , A. Sznajder , M. Thiel, F. Torres Da Silva De Araujo , A. Vilela Pereira 

Universidade Estadual Paulista (a), Universidade Federal do ABC (b), São Paulo, Brazil

C.A. Bernardes⁵ , L. Calligaris , T.R. Fernandez Perez Tomei , E.M. Gregores , D.S. Lemos , P.G. Mercadante , S.F. Novaes , Sandra S. Padula 

Institute for Nuclear Research and Nuclear Energy, Bulgarian Academy of Sciences, Sofia, Bulgaria


A. Aleksandrov, G. Antchev , R. Hadjiiska, P. Iaydjiev, M. Misheva, M. Rodozov, M. Shopova,

G. Sultanov





University of Sofia, Sofia, Bulgaria

A. Dimitrov, T. Ivanov, L. Litov , B. Pavlov, P. Petkov, A. Petrov














Beihang University, Beijing, China

T. Cheng , T. Javaid⁶, M. Mittal, L. Yuan





Department of Physics, Tsinghua University, Beijing, China

M. Ahmad , G. Bauer, C. Dozen⁷ , Z. Hu , J. Martins⁸ , Y. Wang, K. Yi^{9,10}


Institute of High Energy Physics, Beijing, China

E. Chapon , G.M. Chen⁶ , H.S. Chen⁶ , M. Chen , F. Iemmi, A. Kapoor , D. Leggat, H. Liao, Z.-A. Liu⁶ , V. Milosevic , F. Monti , R. Sharma , J. Tao , J. Thomas-Wilsker, J. Wang , H. Zhang , J. Zhao 


State Key Laboratory of Nuclear Physics and Technology, Peking University, Beijing, China

A. Agapitos, Y. An, Y. Ban, C. Chen, A. Levin , Q. Li , X. Lyu, Y. Mao, S.J. Qian, D. Wang , Q. Wang , J. Xiao

Sun Yat-Sen University, Guangzhou, China

M. Lu, Z. You 

Institute of Modern Physics and Key Laboratory of Nuclear Physics and Ion-beam Application (MOE) - Fudan University, Shanghai, China

X. Gao³, H. Okawa 



Zhejiang University, Hangzhou, China, Zhejiang, China

Z. Lin , M. Xiao 

Universidad de Los Andes, Bogota, Colombia

C. Avila , A. Cabrera , C. Florez , J. Fraga


Universidad de Antioquia, Medellin, Colombia

J. Mejia Guisao, F. Ramirez, J.D. Ruiz Alvarez , C.A. Salazar González 

University of Split, Faculty of Electrical Engineering, Mechanical Engineering and Naval Architecture, Split, Croatia

D. Giljanovic, N. Godinovic , D. Lelas , I. Puljak 

University of Split, Faculty of Science, Split, Croatia

Z. Antunovic, M. Kovac, T. Sculac 


Institute Rudjer Boskovic, Zagreb, Croatia

V. Brigljevic , D. Ferencek , D. Majumder , M. Roguljic, A. Starodumov¹¹ , T. Susa 

University of Cyprus, Nicosia, Cyprus

A. Attikis , K. Christoforou, E. Erodotou, A. Ioannou, G. Kole , M. Kolosova, S. Konstantinou, J. Mousa , C. Nicolaou, F. Ptochos , P.A. Razis, H. Rykaczewski, H. Saka 


Charles University, Prague, Czech Republic

M. Finger¹², M. Finger Jr.¹² , A. Kveton

Escuela Politecnica Nacional, Quito, Ecuador

E. Ayala



Universidad San Francisco de Quito, Quito, Ecuador

E. Carrera Jarrin 




Academy of Scientific Research and Technology of the Arab Republic of Egypt, Egyptian Network of High Energy Physics, Cairo, Egypt

H. Abdalla¹³ , S. Khalil¹⁴ 






Center for High Energy Physics (CHEP-FU), Fayoum University, El-Fayoum, Egypt

A. Lotfy , M.A. Mahmoud 

National Institute of Chemical Physics and Biophysics, Tallinn, Estonia

S. Bhowmik , R.K. Dewanjee , K. Ehataht, M. Kadastik, S. Nandan, C. Nielsen, J. Pata, M. Raidal , L. Tani, C. Veelken


Department of Physics, University of Helsinki, Helsinki, Finland

P. Eerola , L. Forthomme , H. Kirschenmann , K. Osterberg , M. Voutilainen 





Helsinki Institute of Physics, Helsinki, Finland

S. Bharthuar, E. Brücken , F. Garcia , J. Havukainen , M.S. Kim , R. Kinnunen, T. Lampén, K. Lassila-Perini , S. Lehti , T. Lindén, M. Lotti, L. Martikainen, M. Myllymäki, J. Ott , H. Siikonen, E. Tuominen , J. Tuominiemi














Lappeenranta University of Technology, Lappeenranta, Finland

P. Luukka , H. Petrow, T. Tuuva

IRFU, CEA, Université Paris-Saclay, Gif-sur-Yvette, France

C. Amendola , M. Besancon, F. Couderc , M. Dejardin, D. Denegri, J.L. Faure, F. Ferri , S. Ganjour, A. Givernaud, P. Gras, G. Hamel de Monchenault , P. Jarry, B. Lenzi , E. Locci, J. Malcles, J. Rander, A. Rosowsky , M.Ö. Sahin , A. Savoy-Navarro¹⁵, M. Titov , G.B. Yu 













Laboratoire Leprince-Ringuet, CNRS/IN2P3, Ecole Polytechnique, Institut Polytechnique de Paris, Palaiseau, France

S. Ahuja , F. Beaudette , M. Bonanomi , A. Buchot Perraguin, P. Busson, A. Cappati, C. Charlot, O. Davignon, B. Diab, G. Falmagne , S. Ghosh, R. Granier de Cassagnac , A. Hakimi, I. Kucher , J. Motta, M. Nguyen , C. Ochando , P. Paganini , J. Rembser, R. Salerno , J.B. Sauvan , Y. Sirois , A. Tarabini, A. Zabi, A. Zghiche 

Université de Strasbourg, CNRS, IPHC UMR 7178, Strasbourg, France

J.-L. Agram¹⁶ , J. Andrea, D. Apparau, D. Bloch , G. Bourgatte, J.-M. Brom, E.C. Chabert, C. Collard , D. Darej, J.-C. Fontaine¹⁶, U. Goerlach, C. Grimault, A.-C. Le Bihan, E. Nibigira , P. Van Hove 



Institut de Physique des 2 Infinis de Lyon (IP2I), Villeurbanne, France

E. Asilar , S. Beauceron , C. Bernet , G. Boudoul, C. Camen, A. Carle, N. Chanon , D. Contardo, P. Depasse , H. El Mamouni, J. Fay, S. Gascon , M. Gouzevitch , B. Ille, I.B. Laktineh, H. Lattaud , A. Lesauvage , M. Lethuillier , L. Mirabito, S. Perries, K. Shchablo, V. Sordini , L. Torterotot , G. Touquet, M. Vander Donckt, S. Viret






Georgian Technical University, Tbilisi, Georgia







I. Lomidze, T. Toriashvili¹⁷, Z. Tsamalaidze¹²

RWTH Aachen University, I. Physikalisches Institut, Aachen, Germany

V. Botta, L. Feld , K. Klein, M. Lipinski, D. Meuser, A. Pauls, N. Röwert, J. Schulz, M. Teroerde 

RWTH Aachen University, III. Physikalisches Institut A, Aachen, Germany
































A. Dodonova, D. Eliseev, M. Erdmann , P. Fackeldey , B. Fischer, S. Ghosh , T. Hebbeker , K. Hoepfner, F. Ivone, L. Mastrolorenzo, M. Merschmeyer , A. Meyer 

G. Mocellin, S. Mondal, S. Mukherjee , D. Noll , A. Novak, T. Pook , A. Pozdnyakov , Y. Rath, H. Reithler, J. Roemer, A. Schmidt , S.C. Schuler, A. Sharma , L. Vigilante, S. Wiedenbeck, S. Zaleski




















RWTH Aachen University, III. Physikalisches Institut B, Aachen, Germany

C. Dziwok, G. Flügge, W. Haj Ahmad¹⁸ , O. Hlushchenko, T. Kress, A. Nowack , C. Pistone, O. Pooth, D. Roy , H. Sert , A. Stahl¹⁹ , T. Ziemons , A. Zotz














Deutsches Elektronen-Synchrotron, Hamburg, Germany

H. Aarup Petersen, M. Aldaya Martin, P. Asmuss, S. Baxter, M. Bayatmakou, O. Behnke, A. Bermúdez Martínez, S. Bhattacharya, A.A. Bin Anuar , K. Borrás²⁰, D. Brunner, A. Campbell , A. Cardini , C. Cheng, F. Colombina, S. Consuegra Rodríguez , G. Correia Silva, V. Danilov, M. De Silva, L. Didukh, G. Eckerlin, D. Eckstein, L.I. Estevez Banos , O. Filatov , E. Gallo²¹, A. Geiser, A. Giraldi, A. Grohsjean , M. Guthoff, A. Jafari²² , N.Z. Jomhari , H. Jung , A. Kasem²⁰ , M. Kasemann , H. Kaveh , C. Kleinwort , D. Krücker , W. Lange, J. Lidrych , K. Lipka, W. Lohmann²³, R. Mankel, I.-A. Melzer-Pellmann , M. Mendizabal Morentin, J. Metwally, A.B. Meyer , M. Meyer , J. Mnich , A. Mussgiller, Y. Otariid, D. Pérez Adán , D. Pitzl, A. Raspereza, B. Ribeiro Lopes, J. Rübenach, A. Saggio , A. Saibel , M. Savitskyi , M. Scham²⁴, V. Scheurer, P. Schütze, C. Schwanenberger²¹ , A. Singh, R.E. Sosa Ricardo , D. Stafford, N. Tonon , M. Van De Klundert , R. Walsh , D. Walter, Y. Wen , K. Wichmann, L. Wiens, C. Wissing, S. Wuchterl 

University of Hamburg, Hamburg, Germany

R. Aggleton, S. Albrecht , S. Bein , L. Benato , P. Connor , K. De Leo , M. Eich, F. Feindt, A. Fröhlich, C. Garbers , E. Garutti , P. Gunnellini, M. Hajheidari, J. Haller , A. Hinzmann , G. Kasieczka, R. Klanner , R. Kogler , T. Kramer, V. Kutzner, J. Lange , T. Lange , A. Lobanov , A. Malara , A. Nigamova, K.J. Pena Rodriguez, O. Rieger, P. Schleper, M. Schröder , J. Schwandt , J. Sonneveld , H. Stadie, G. Steinbrück, A. Tews, I. Zoi 





Karlsruher Institut fuer Technologie, Karlsruhe, Germany

J. Bechtel , S. Brommer, E. Butz , R. Caspart , T. Chwalek, W. De Boer[†], A. Dierlamm, A. Droll, K. El Morabit, N. Faltermann , M. Giffels, J.o. Gosewisch, A. Gottmann, F. Hartmann¹⁹ , C. Heidecker, U. Husemann , P. Keicher, R. Koppenhöfer, S. Maier, M. Metzler, S. Mitra , Th. Müller, M. Neukum, A. Nürnberg, G. Quast , K. Rabbertz , J. Rauser, D. Savoiiu , M. Schnepf, D. Seith, I. Shvetsov, H.J. Simonis, R. Ulrich , J. Van Der Linden, R.F. Von Cube, M. Wassmer, M. Weber , S. Wieland, R. Wolf , S. Wozniewski, S. Wunsch


Institute of Nuclear and Particle Physics (INPP), NCSR Demokritos, Aghia Paraskevi, Greece

G. Anagnostou, G. Daskalakis, T. Gerasis , A. Kyriakis, D. Loukas, A. Stakia 


National and Kapodistrian University of Athens, Athens, Greece

M. Diamantopoulou, D. Karasavvas, G. Karathanasis, P. Kontaxakis , C.K. Koraka, A. Manousakis-Katsikakis, A. Panagiotou, I. Papavergou, N. Saoulidou , K. Theofilatos , E. Tziaferi , K. Vellidis, E. Vourliotis

National Technical University of Athens, Athens, Greece

G. Bakas, K. Kousouris , I. Papakrivopoulos, G. Tsiapolitis, A. Zacharopoulou

University of Ioánnina, Ioánnina, Greece






K. Adamidis, I. Bestintzanos, I. Evangelou , C. Foudas, P. Gianneios, P. Katsoulis, P. Kokkas,

N. Manthos, I. Papadopoulos , J. Strologas 


MTA-ELTE Lendület CMS Particle and Nuclear Physics Group, Eötvös Loránd University, Budapest, Hungary

M. Csanad , K. Farkas, M.M.A. Gadallah²⁵ , S. Lökös²⁶ , P. Major, K. Mandal , A. Mehta , G. Pasztor , A.J. Rádl, O. Surányi, G.I. Veres 


Wigner Research Centre for Physics, Budapest, Hungary

M. Bartók²⁷ , G. Bencze, C. Hajdu , D. Horvath²⁸ , F. Sikler , V. Veszpremi , G. Vesztergombi[†]


Institute of Nuclear Research ATOMKI, Debrecen, Hungary

S. Czellar, J. Karancsi²⁷ , J. Molnar, Z. Szillasi, D. Teyssier




Institute of Physics, University of Debrecen, Debrecen, Hungary

P. Raics, Z.L. Trocsanyi²⁹ , B. Ujvari






Karoly Robert Campus, MATE Institute of Technology, Gyongyos, Hungary

T. Csorgo³⁰ , F. Nemes³⁰, T. Novak











Indian Institute of Science (IISc), Bangalore, India

J.R. Komaragiri , D. Kumar, L. Panwar , P.C. Tiwari 




National Institute of Science Education and Research, HBNI, Bhubaneswar, India

S. Bahinipati³¹ , C. Kar , P. Mal, T. Mishra , V.K. Muraleedharan Nair Bindhu³², A. Nayak³² , P. Saha, N. Sur , S.K. Swain, D. Vats³²






Panjab University, Chandigarh, India

S. Bansal , S.B. Beri, V. Bhatnagar , G. Chaudhary , S. Chauhan , N. Dhingra³³ , R. Gupta, A. Kaur, M. Kaur , S. Kaur, P. Kumari , M. Meena, K. Sandeep , J.B. Singh , A.K. Viridi 




University of Delhi, Delhi, India

A. Ahmed, A. Bhardwaj , B.C. Choudhary , M. Gola, S. Keshri , A. Kumar , M. Naimuddin , P. Priyanka , K. Ranjan, A. Shah 




Saha Institute of Nuclear Physics, HBNI, Kolkata, India

M. Bharti³⁴, R. Bhattacharya, S. Bhattacharya , D. Bhowmik, S. Dutta, S. Dutta, B. Gomber³⁵ , M. Maity³⁶, P. Palit , P.K. Rout , G. Saha, B. Sahu , S. Sarkar, M. Sharan, B. Singh³⁴, S. Thakur³⁴



Indian Institute of Technology Madras, Madras, India

P.K. Behera , S.C. Behera, P. Kalbhor , A. Muhammad, R. Pradhan, P.R. Pujahari, A. Sharma , A.K. Sikdar



Bhabha Atomic Research Centre, Mumbai, India

D. Dutta , V. Jha, V. Kumar , D.K. Mishra, K. Naskar³⁷, P.K. Netrakanti, L.M. Pant, P. Shukla 

Tata Institute of Fundamental Research-A, Mumbai, India

T. Aziz, S. Dugad, M. Kumar, G.B. Mohanty , U. Sarkar 

Tata Institute of Fundamental Research-B, Mumbai, India

S. Banerjee , R. Chudasama, M. Guchait, S. Karmakar, S. Kumar, G. Majumder, K. Mazumdar, S. Mukherjee 




Indian Institute of Science Education and Research (IISER), Pune, India

K. Alpana, S. Dube , B. Kansal, A. Laha, S. Pandey , A. Rane , A. Rastogi , S. Sharma 


Isfahan University of Technology, Isfahan, Iran

H. Bakhshiansohi³⁸ , E. Khazaie, M. Zeinali³⁹




























Institute for Research in Fundamental Sciences (IPM), Tehran, Iran

S. Chenarani⁴⁰, S.M. Etesami , M. Khakzad , M. Mohammadi Najafabadi 
























University College Dublin, Dublin, Ireland

M. Grunewald 






INFN Sezione di Bari ^a, Bari, Italy, Università di Bari ^b, Bari, Italy, Politecnico di Bari ^c, Bari, Italy

M. Abbrescia^{a,b} , R. Aly^{a,b,41} , C. Aruta^{a,b}, A. Colaleo^a , D. Creanza^{a,c} , N. De Filippis^{a,c} , M. De Palma^{a,b} , A. Di Florio^{a,b}, A. Di Pilato^{a,b} , W. Elmetenawee^{a,b} , L. Fiore^a , A. Gelmi^{a,b} , M. Gul^a , G. Iaselli^{a,c} , M. Ince^{a,b} , S. Lezki^{a,b} , G. Maggi^{a,c} , M. Maggi^a , I. Margjeka^{a,b}, V. Mastrapasqua^{a,b} , J.A. Merlin^a, S. My^{a,b} , S. Nuzzo^{a,b} , A. Pellecchia^{a,b}, A. Pompili^{a,b} , G. Pugliese^{a,c} , D. Ramos, A. Ranieri^a , G. Selvaggi^{a,b} , L. Silvestris^a , F.M. Simone^{a,b} , R. Venditti^a , P. Verwilligen^a 













INFN Sezione di Bologna ^a, Bologna, Italy, Università di Bologna ^b, Bologna, Italy

G. Abbiendi^a , C. Battilana^{a,b} , D. Bonacorsi^{a,b} , L. Borgonovi^a, L. Brigliadori^a, R. Campanini^{a,b} , P. Capiluppi^{a,b} , A. Castro^{a,b} , F.R. Cavallo^a , M. Cuffiani^{a,b} , G.M. Dallavalle^a , T. Diotallevi^{a,b} , F. Fabbri^a , A. Fanfani^{a,b} , P. Giacomelli^a , L. Giommi^{a,b} , C. Grandi^a , L. Guiducci^{a,b}, S. Lo Meo^{a,42}, L. Lunerti^{a,b}, S. Marcellini^a , G. Masetti^a , F.L. Navarria^{a,b} , A. Perrotta^a , F. Primavera^{a,b} , A.M. Rossi^{a,b} , T. Rovelli^{a,b} , G.P. Siroli^{a,b} 

INFN Sezione di Catania ^a, Catania, Italy, Università di Catania ^b, Catania, Italy

S. Albergo^{a,b,43} , S. Costa^{a,b,43} , A. Di Mattia^a , R. Potenza^{a,b}, A. Tricomi^{a,b,43} , C. Tuve^{a,b} 



INFN Sezione di Firenze ^a, Firenze, Italy, Università di Firenze ^b, Firenze, Italy

G. Barbagli^a , A. Cassese^a , R. Ceccarelli^{a,b}, V. Ciulli^{a,b} , C. Civinini^a , R. D'Alessandro^{a,b} , E. Focardi^{a,b} , G. Latino^{a,b} , P. Lenzi^{a,b} , M. Lizzo^{a,b}, M. Meschini^a , S. Paoletti^a , R. Seidita^{a,b}, G. Sguazzoni^a , L. Viliani^a 




















INFN Laboratori Nazionali di Frascati, Frascati, Italy

L. Benussi , S. Bianco , D. Piccolo 




INFN Sezione di Genova ^a, Genova, Italy, Università di Genova ^b, Genova, Italy

M. Bozzo^{a,b} , F. Ferro^a , R. Mulargia^{a,b}, E. Robutti^a , S. Tosi^{a,b} 


























INFN Sezione di Milano-Bicocca ^a, Milano, Italy, Università di Milano-Bicocca ^b, Milano, Italy

A. Benaglia^a , G. Boldrini , F. Brivio^{a,b}, F. Cettorelli^{a,b}, F. De Guio^{a,b} , M.E. Dinardo^{a,b} , P. Dini^a , S. Gennai^a , A. Ghezzi^{a,b} , P. Govoni^{a,b} , L. Guzzi^{a,b} , M. Malberti^a, S. Malvezzi^a , A. Massironi^a , D. Menasce^a , L. Moroni^a , M. Paganoni^{a,b} , D. Pedrini^a , B.S. Pinolini, S. Ragazzi^{a,b} , N. Redaelli^a , T. Tabarelli de Fatis^{a,b} , D. Valsecchi^{a,b,19}, D. Zuolo^{a,b} 








INFN Sezione di Napoli ^a, Napoli, Italy, Università di Napoli 'Federico II' ^b, Napoli, Italy, Università della Basilicata ^c, Potenza, Italy, Università G. Marconi ^d, Roma, Italy

S. Buontempo^a , F. Carnevali^{a,b}, N. Cavallo^{a,c} , A. De Iorio^{a,b} , F. Fabozzi^{a,c} , A.O.M. Iorio^{a,b} , L. Lista^{a,b} , S. Meola^{a,d,19} , P. Paolucci^{a,19} , B. Rossi^a , C. Sciacca^{a,b} 












INFN Sezione di Padova ^a, Padova, Italy, Università di Padova ^b, Padova, Italy, Università di Trento ^c, Trento, Italy

P. Azzi^a , N. Bacchetta^a , D. Bisello^{a,b} , P. Bortignon^a , A. Bragagnolo^{a,b} , R. Carlin^{a,b} , P. Checchia^a , T. Dorigo^a , U. Dosselli^a , F. Gasparini^{a,b} , U. Gasparini^{a,b} , G. Grosso, S.Y. Hoh^{a,b} , L. Layer^{a,44}, E. Lusiani , M. Margoni^{a,b} , A.T. Meneguzzo^{a,b} , J. Pazzini^{a,b} , M. Presilla^{a,b} , P. Ronchese^{a,b} , R. Rossin^{a,b}, F. Simonetto^{a,b} , G. Strong^a , M. Tosi^{a,b} , H. Yarar^{a,b}, M. Zanetti^{a,b} , P. Zotto^{a,b} , A. Zucchetta^{a,b} , G. Zumerle^{a,b} 




























INFN Sezione di Pavia ^a, Pavia, Italy, Università di Pavia ^b, Pavia, Italy

C. Aime^{a,b}, A. Braghieri^a , S. Calzaferri^{a,b}, D. Fiorina^{a,b} , P. Montagna^{a,b}, S.P. Ratti^{a,b}, V. Re^a , C. Riccardi^{a,b} , P. Salvini^a , I. Vai^a , P. Vitulo^{a,b} 














INFN Sezione di Perugia ^a, Perugia, Italy, Università di Perugia ^b, Perugia, Italy

P. Asenov^{a,45} , G.M. Bilei^a , D. Ciangottini^{a,b} , L. Fanò^{a,b} , P. Lariccia^{a,b}, M. Magherini^b, G. Mantovani^{a,b}, V. Mariani^{a,b}, M. Menichelli^a , F. Moscatelli^{a,45} , A. Piccinelli^{a,b} , A. Rossi^{a,b} , A. Santocchia^{a,b} , D. Spiga^a , T. Tedeschi^{a,b} 



































INFN Sezione di Pisa ^a, Pisa, Italy, Università di Pisa ^b, Pisa, Italy, Scuola Normale Superiore di Pisa ^c, Pisa, Italy, Università di Siena ^d, Siena, Italy

P. Azzurri^a , G. Bagliesi^a , V. Bertacchi^{a,c} , L. Bianchini^a , T. Boccali^a , E. Bossini^{a,b} , R. Castaldi^a , M.A. Ciocci^{a,b} , V. D'Amante^{a,d} , R. Dell'Orso^a , M.R. Di Domenico^{a,d} , S. Donato^a , A. Giassi^a , F. Ligabue^{a,c} , E. Manca^{a,c} , G. Mandorli^{a,c} , A. Messineo^{a,b} , F. Palla^a , S. Parolia^{a,b}, G. Ramirez-Sanchez^{a,c}, A. Rizzi^{a,b} , G. Rolandi^{a,c} , S. Roy Chowdhury^{a,c}, A. Scribano^a, N. Shafiei^{a,b} , P. Spagnolo^a , R. Tenchini^a , G. Tonelli^{a,b} , N. Turini^{a,d} , A. Venturi^a , P.G. Verdini^a 








INFN Sezione di Roma ^a, Rome, Italy, Sapienza Università di Roma ^b, Rome, Italy

P. Barria^a , M. Campana^{a,b}, F. Cavallari^a , D. Del Re^{a,b} , E. Di Marco^a , M. Diemoz^a , E. Longo^{a,b} , P. Meridiani^a , G. Organtini^{a,b} , F. Pandolfi^a, R. Paramatti^{a,b} , C. Quaranta^{a,b}, S. Rahatlou^{a,b} , C. Rovelli^a , F. Santanastasio^{a,b} , L. Soffi^a , R. Tramontano^{a,b}









INFN Sezione di Torino ^a, Torino, Italy, Università di Torino ^b, Torino, Italy, Università del Piemonte Orientale ^c, Novara, Italy

N. Amapane^{a,b} , R. Arcidiacono^{a,c} , S. Argiro^{a,b} , M. Arneodo^{a,c} , N. Bartosik^a , R. Bellan^{a,b} , A. Bellora^{a,b} , J. Berenguer Antequera^{a,b} , C. Biino^a , N. Cartiglia^a , S. Cometti^a , M. Costa^{a,b} , R. Covarelli^{a,b} , N. Demaria^a , B. Kiani^{a,b} , F. Legger^a , C. Mariotti^a , S. Maselli^a , E. Migliore^{a,b} , E. Monteil^{a,b} , M. Monteno^a , M.M. Obertino^{a,b} , G. Ortona^a , L. Pacher^{a,b} , N. Pastrone^a , M. Pelliccioni^a , G.L. Pinna Angioni^{a,b}, M. Ruspa^{a,c} , K. Shchelina^a , F. Siviero^{a,b} , V. Sola^a , A. Solano^{a,b} , D. Soldi^{a,b} , A. Staiano^a , M. Tornago^{a,b}, D. Trocino^a , A. Vagnerini^{a,b}

INFN Sezione di Trieste ^a, Trieste, Italy, Università di Trieste ^b, Trieste, Italy

S. Belforte^a , V. Candelise^{a,b} , M. Casarsa^a , F. Cossutti^a , A. Da Rold^{a,b} , G. Della Ricca^{a,b} , G. Sorrentino^{a,b}, F. Vazzoler^{a,b} 




Kyungpook National University, Daegu, Korea

S. Dogra , C. Huh , B. Kim, D.H. Kim , G.N. Kim , J. Kim, J. Lee, S.W. Lee , C.S. Moon , Y.D. Oh , S.I. Pak, B.C. Radburn-Smith, S. Sekmen , Y.C. Yang




Chonnam National University, Institute for Universe and Elementary Particles, Kwangju, Korea

H. Kim , D.H. Moon 

Hanyang University, Seoul, Korea

B. Francois , T.J. Kim , J. Park 

Korea University, Seoul, Korea

S. Cho, S. Choi , Y. Go, B. Hong , K. Lee, K.S. Lee , J. Lim, J. Park, S.K. Park, J. Yoo





Kyung Hee University, Department of Physics, Seoul, Republic of Korea, Seoul, Korea

J. Goh , A. Gurtu



Sejong University, Seoul, Korea

H.S. Kim , Y. Kim

Seoul National University, Seoul, Korea

J. Almond, J.H. Bhyun, J. Choi, S. Jeon, J. Kim, J.S. Kim, S. Ko, H. Kwon, H. Lee , S. Lee, B.H. Oh, M. Oh , S.B. Oh, H. Seo , U.K. Yang, I. Yoon 


University of Seoul, Seoul, Korea

W. Jang, D.Y. Kang, Y. Kang, S. Kim, B. Ko, J.S.H. Lee , Y. Lee, I.C. Park, Y. Roh, M.S. Ryu, D. Song, I.J. Watson , S. Yang

Yonsei University, Department of Physics, Seoul, Korea

S. Ha, H.D. Yoo

Sungkyunkwan University, Suwon, Korea

M. Choi, Y. Jeong, H. Lee, Y. Lee, I. Yu 

College of Engineering and Technology, American University of the Middle East (AUM), Egaila, Kuwait, Dasman, Kuwait

T. Beyrouthy, Y. Maghrbi


Riga Technical University, Riga, Latvia

T. Torims, V. Veckalns⁴⁶ 

Vilnius University, Vilnius, Lithuania

M. Ambrozas, A. Carvalho Antunes De Oliveira , A. Juodagalvis , A. Rinkevicius , G. Tamulaitis 


National Centre for Particle Physics, Universiti Malaya, Kuala Lumpur, Malaysia

N. Bin Norjoharuddeen , W.A.T. Wan Abdullah, M.N. Yusli, Z. Zolkapli


Universidad de Sonora (UNISON), Hermosillo, Mexico

J.F. Benitez , A. Castaneda Hernandez , M. León Coello, J.A. Murillo Quijada , A. Sehrawat, L. Valencia Palomo 

Centro de Investigacion y de Estudios Avanzados del IPN, Mexico City, Mexico

G. Ayala, H. Castilla-Valdez, E. De La Cruz-Burelo , I. Heredia-De La Cruz⁴⁷ , R. Lopez-Fernandez, C.A. Mondragon Herrera, D.A. Perez Navarro, A. Sánchez Hernández 

Universidad Iberoamericana, Mexico City, Mexico




S. Carrillo Moreno, C. Oropeza Barrera , F. Vazquez Valencia

Benemerita Universidad Autonoma de Puebla, Puebla, Mexico






I. Pedraza, H.A. Salazar Ibarguen, C. Uribe Estrada

University of Montenegro, Podgorica, Montenegro





J. Mijuskovic⁴⁸, N. Raicevic

University of Auckland, Auckland, New ZealandD. Krofcheck **University of Canterbury, Christchurch, New Zealand**P.H. Butler **National Centre for Physics, Quaid-I-Azam University, Islamabad, Pakistan**A. Ahmad, M.I. Asghar, A. Awais, M.I.M. Awan, H.R. Hoorani, W.A. Khan, M.A. Shah, M. Shoaib , M. Waqas **AGH University of Science and Technology Faculty of Computer Science, Electronics and Telecommunications, Krakow, Poland**


V. Avati, L. Grzanka, M. Malawski

National Centre for Nuclear Research, Swierk, PolandH. Bialkowska, M. Bluj , B. Boimska , M. Górski, M. Kazana, M. Szleper , P. Zalewski**Institute of Experimental Physics, Faculty of Physics, University of Warsaw, Warsaw, Poland**K. Bunkowski, K. Doroba, A. Kalinowski , M. Konecki , J. Krolikowski , M. Walczak **Laboratório de Instrumentação e Física Experimental de Partículas, Lisboa, Portugal**M. Araujo, P. Bargassa , D. Bastos, A. Boletti , P. Faccioli , M. Gallinaro , J. Hollar , N. Leonardo , T. Niknejad, M. Pisano, J. Seixas , O. Toldaiev , J. Varela **Joint Institute for Nuclear Research, Dubna, Russia**S. Afanasiev, D. Budkouski, I. Golutvin, I. Gorbunov , V. Karjavine, V. Korenkov , A. Lanev, A. Malakhov, V. Matveev^{49,50}, V. Palichik, V. Perelygin, M. Savina, D. Seitova, V. Shalaev, S. Shmatov, S. Shulha, V. Smirnov, O. Teryaev, N. Voytishin, B.S. Yuldashev⁵¹, A. Zarubin, I. Zhizhin**Petersburg Nuclear Physics Institute, Gatchina (St. Petersburg), Russia**G. Gavrilo , V. Golovtsov, Y. Ivanov, V. Kim⁵² , E. Kuznetsova⁵³, V. Murzin, V. Oreshkin, I. Smirnov, D. Sosnov , V. Sulimov, L. Uvarov, S. Volkov, A. Vorobyev**Institute for Nuclear Research, Moscow, Russia**Yu. Andreev , A. Dermenev, S. Gninenko , N. Golubev, A. Karneyeu , D. Kirpichnikov , M. Kirsanov, N. Krasnikov, A. Pashenkov, G. Pivovarov , A. Toropin**Moscow Institute of Physics and Technology, Moscow, Russia**






T. Aushev

National Research Center 'Kurchatov Institute', Moscow, RussiaV. Epshteyn, V. Gavrilo, N. Lychkovskaya, A. Nikitenko⁵⁴, V. Popov, A. Stepenov, M. Toms, E. Vlasov , A. Zhokin**National Research Nuclear University 'Moscow Engineering Physics Institute' (MEPhI), Moscow, Russia**M. Danilov⁵⁵ , A. Oskin, P. Parygin, S. Polikarpov⁵⁵ , D. Selivanova**P.N. Lebedev Physical Institute, Moscow, Russia**V. Andreev, M. Azarkin, I. Dremin , M. Kirakosyan, A. Terkulov**Skobeltsyn Institute of Nuclear Physics, Lomonosov Moscow State University, Moscow, Russia**A. Belyaev, E. Boos , V. Bunichev, M. Dubinin⁵⁶ , L. Dudko , A. Gribushin, V. Klyukhin , I. Lokhtin , S. Obraztsov, M. Perfilov, S. Petrushanko, V. Savrin, P. Volkov

Novosibirsk State University (NSU), Novosibirsk, Russia

V. Blinov⁵⁷, T. Dimova⁵⁷, L. Kardapoltsev⁵⁷, A. Kozyrev⁵⁷, I. Ovtin⁵⁷, Y. Skovpen⁵⁷ 


Institute for High Energy Physics of National Research Centre 'Kurchatov Institute', Protvino, Russia

I. Azhgirey , I. Bayshev, D. Elumakhov, V. Kachanov, D. Konstantinov , P. Mandrik , V. Petrov, R. Ryutin, S. Slabospitskii , A. Sobol, S. Troshin , N. Tyurin, A. Uzunian, A. Volkov

National Research Tomsk Polytechnic University, Tomsk, Russia

A. Babaev, V. Okhotnikov




















Tomsk State University, Tomsk, Russia

V. Borshch, V. Ivanchenko , E. Tcherniaev 

University of Belgrade: Faculty of Physics and VINCA Institute of Nuclear Sciences, Belgrade, Serbia

P. Adzic⁵⁸ , M. Dordevic , P. Milenovic , J. Milosevic 


Centro de Investigaciones Energéticas Medioambientales y Tecnológicas (CIEMAT), Madrid, Spain

M. Aguilar-Benitez, J. Alcaraz Maestre , A. Álvarez Fernández, I. Bachiller, M. Barrio Luna, Cristina F. Bedoya , C.A. Carrillo Montoya , M. Cepeda , M. Cerrada, N. Colino , B. De La Cruz, A. Delgado Peris , J.P. Fernández Ramos , J. Flix , M.C. Fouz , O. Gonzalez Lopez , S. Goy Lopez , J.M. Hernandez , M.I. Josa , J. León Holgado , D. Moran, Á. Navarro Tobar , C. Perez Dengra, A. Pérez-Calero Yzquierdo , J. Puerta Pelayo , I. Redondo , L. Romero, S. Sánchez Navas, L. Urda Gómez , C. Willmott















Universidad Autónoma de Madrid, Madrid, Spain

J.F. de Trocóniz, R. Reyes-Almanza 

Universidad de Oviedo, Instituto Universitario de Ciencias y Tecnologías Espaciales de Asturias (ICTEA), Oviedo, Spain

B. Alvarez Gonzalez , J. Cuevas , C. Erice , J. Fernandez Menendez , S. Folgueras , I. Gonzalez Caballero , J.R. González Fernández, E. Palencia Cortezon , C. Ramón Álvarez, V. Rodríguez Bouza , A. Soto Rodríguez, A. Trapote, N. Trevisani , C. Vico Villalba


Instituto de Física de Cantabria (IFCA), CSIC-Universidad de Cantabria, Santander, Spain

J.A. Brochero Cifuentes , I.J. Cabrillo, A. Calderon , J. Duarte Campderros , M. Fernandez , C. Fernandez Madrazo , P.J. Fernández Manteca , A. García Alonso, G. Gomez, C. Martinez Rivero, P. Martinez Ruiz del Arbol , F. Matorras , P. Matorras Cuevas , J. Piedra Gomez , C. Prieels, T. Rodrigo , A. Ruiz-Jimeno , L. Scodellaro , I. Vila, J.M. Vizan Garcia 



















University of Colombo, Colombo, Sri Lanka





































M.K. Jayananda, B. Kailasapathy⁵⁹, D.U.J. Sonnadara, D.D.C. Wickramarathna

University of Ruhuna, Department of Physics, Matara, Sri Lanka

W.G.D. Dharmaratna , K. Liyanage, N. Perera, N. Wickramage

CERN, European Organization for Nuclear Research, Geneva, Switzerland


















T.K. Aarrestad , D. Abbaneo, J. Alimena , E. Auffray, G. Auzinger, J. Baechler, P. Baillon[†], D. Barney , J. Bendavid, M. Bianco , A. Bocci , T. Camporesi, M. Capeans Garrido , G. Cerminara, S.S. Chhibra , M. Cipriani , L. Cristella , D. d'Enterria , A. Dabrowski , A. David , A. De Roeck , M.M. Defranchis , M. Deile , M. Dobson, M. Dünser , N. Dupont, A. Elliott-Peisert, N. Emriskova, F. Fallavollita⁶⁰, D. Fasanella , A. Florent 

G. Franzoni , W. Funk, S. Giani, D. Gigi, K. Gill, F. Glege, L. Gouskos , M. Haranko , J. Hegeman , V. Innocente , T. James, P. Janot , J. Kieseler , M. Komm , N. Kratochwil, C. Lange , S. Laurila, P. Lecoq , K. Long , C. Lourenço , B. Maier, L. Malgeri , S. Mallios, M. Mannelli, A.C. Marini , F. Meijers, S. Mersi , E. Meschi , F. Moortgat , M. Mulders , S. Orfanelli, L. Orsini, F. Pantaleo , L. Pape, E. Perez, M. Peruzzi , A. Petrilli, G. Petrucciani , A. Pfeiffer , M. Pierini , D. Piparo, M. Pitt , H. Qu , T. Quast, D. Rabady , A. Racz, G. Reales Gutiérrez, M. Rieger , M. Rovere, H. Sakulin, J. Salfeld-Nebgen , S. Scarfi, C. Schäfer, C. Schwick, M. Selvaggi , A. Sharma, P. Silva , W. Snoeys , P. Sphicas⁶¹ , S. Summers , K. Tatar , V.R. Tavolaro , D. Treille, A. Tsirou, G.P. Van Onsem , J. Wanczyk⁶², K.A. Wozniak, W.D. Zeuner














Paul Scherrer Institut, Villigen, Switzerland

L. Caminada⁶³ , A. Ebrahimi , W. Erdmann, R. Horisberger, Q. Ingram, H.C. Kaestli, D. Kotlinski, U. Langenegger, M. Missiroli , T. Rohe



ETH Zurich - Institute for Particle Physics and Astrophysics (IPA), Zurich, Switzerland

K. Androsov⁶² , M. Backhaus , P. Berger, A. Calandri , N. Chernyavskaya , A. De Cosa, G. Dissertori , M. Dittmar, M. Donegà, C. Dorfer , F. Eble, K. Gedia, F. Glessgen, T.A. Gómez Espinosa , C. Grab , D. Hits, W. Lustermann, A.-M. Lyon, R.A. Manzoni , L. Marchese , C. Martin Perez, M.T. Meinhard, F. Nessi-Tedaldi, J. Niedziela , F. Pauss, V. Perovic, S. Pigazzini , M.G. Ratti , M. Reichmann, C. Reissel, T. Reitenspiess, B. Ristic , D. Ruini, D.A. Sanz Becerra , V. Stampf, J. Steggemann⁶² , R. Wallny , D.H. Zhu






Universität Zürich, Zurich, Switzerland

C. Amsler⁶⁴ , P. Bärtzchi, C. Botta , D. Brzhechko, M.F. Canelli , K. Cormier, A. De Wit , R. Del Burgo, J.K. Heikkilä , M. Huwiler, W. Jin, A. Jofrehei , B. Kilminster , S. Leontsinis , S.P. Liechti, A. Macchiolo , P. Meiring, V.M. Mikuni , U. Molinatti, I. Neutelings, A. Reimers, P. Robmann, S. Sanchez Cruz , K. Schweiger , Y. Takahashi 




National Central University, Chung-Li, Taiwan

C. Adloff⁶⁵, C.M. Kuo, W. Lin, A. Roy , T. Sarkar³⁶ , S.S. Yu











National Taiwan University (NTU), Taipei, Taiwan

L. Ceard, Y. Chao, K.F. Chen , P.H. Chen , W.-S. Hou , Y.y. Li, R.-S. Lu, E. Paganis , A. Psallidas, A. Steen, H.y. Wu, E. Yazgan , P.r. Yu



Chulalongkorn University, Faculty of Science, Department of Physics, Bangkok, Thailand

B. Asavapibhop , C. Asawatangtrakuldee , N. Srimanobhas 





Çukurova University, Physics Department, Science and Art Faculty, Adana, Turkey

F. Boran , S. Damarseckin⁶⁶, Z.S. Demiroglu , F. Dolek , I. Dumanoglu⁶⁷ , E. Eskut, Y. Guler⁶⁸ , E. Gurpinar Guler⁶⁸ , I. Hos⁶⁹, C. Isik, O. Kara, A. Kayis Topaksu, U. Kiminsu , G. Onengut, K. Ozdemir⁷⁰, A. Polatoz, A.E. Simsek , B. Tali⁷¹, U.G. Tok , S. Turkcapar, I.S. Zorbakir , C. Zorbilmez

Middle East Technical University, Physics Department, Ankara, Turkey

B. Isildak⁷², G. Karapinar⁷³, K. Ocalan⁷⁴ , M. Yalvac⁷⁵ 


Bogazici University, Istanbul, Turkey

B. Akgun, I.O. Atakisi , E. Gülmez , M. Kaya⁷⁶ , O. Kaya⁷⁷, Ö. Özçelik, S. Tekten⁷⁸, E.A. Yetkin⁷⁹ 

Istanbul Technical University, Istanbul, Turkey

A. Cakir , K. Cankocak⁶⁷ , Y. Komurcu, S. Sen⁸⁰ 

Istanbul University, Istanbul, Turkey

S. Cerci⁷¹, B. Kaynak, S. Ozkorucuklu, D. Sunar Cerci⁷¹ 












Institute for Scintillation Materials of National Academy of Science of Ukraine, Kharkov, Ukraine

B. Grynyov







National Scientific Center, Kharkov Institute of Physics and Technology, Kharkov, Ukraine

L. Levchuk 



















University of Bristol, Bristol, United Kingdom

D. Anthony, E. Bhal , S. Bologna, J.J. Brooke , A. Bundock , E. Clement , D. Cussans , H. Flacher , J. Goldstein , G.P. Heath, H.F. Heath , L. Kreczko , B. Krikler , S. Paramesvaran, S. Seif El Nasr-Storey, V.J. Smith, N. Stylianou⁸¹ , K. Walkingshaw Pass, R. White




Rutherford Appleton Laboratory, Didcot, United Kingdom

K.W. Bell, A. Belyaev⁸² , C. Brew , R.M. Brown, D.J.A. Cockerill, C. Cooke, K.V. Ellis, K. Harder, S. Harper, M.-L. Holmberg⁸³, J. Linacre , K. Manolopoulos, D.M. Newbold , E. Olaiya, D. Petyt, T. Reis , T. Schuh, C.H. Shepherd-Themistocleous, I.R. Tomalin, T. Williams 









Imperial College, London, United Kingdom

R. Bainbridge , P. Bloch , S. Bonomally, J. Borg , S. Breeze, O. Buchmuller, V. Cepaitis , G.S. Chahal⁸⁴ , D. Colling, P. Dauncey , G. Davies , M. Della Negra , S. Fayer, G. Fedi , G. Hall , M.H. Hassanshahi, G. Iles, J. Langford, L. Lyons, A.-M. Magnan, S. Malik, A. Martelli , D.G. Monk, J. Nash⁸⁵ , M. Pesaresi, D.M. Raymond, A. Richards, A. Rose, E. Scott , C. Seez, A. Shtipliyski, A. Tapper , K. Uchida, T. Virdee¹⁹ , M. Vojinovic , N. Wardle , S.N. Webb , D. Winterbottom




Brunel University, Uxbridge, United Kingdom

K. Coldham, J.E. Cole , A. Khan, P. Kyberd , I.D. Reid , L. Teodorescu, S. Zahid 

Baylor University, Waco, Texas, USA

S. Abdullin , A. Brinkerhoff , B. Caraway , J. Dittmann , K. Hatakeyama , A.R. Kanuganti, B. McMaster , N. Pastika, M. Saunders , S. Sawant, C. Sutantawibul, J. Wilson 











Catholic University of America, Washington, DC, USA

R. Bartek , A. Dominguez , R. Uniyal , A.M. Vargas Hernandez














The University of Alabama, Tuscaloosa, Alabama, USA

A. Buccilli , S.I. Cooper , D. Di Croce , S.V. Gleyzer , C. Henderson , C.U. Perez , P. Rumerio⁸⁶ , C. West 











Boston University, Boston, Massachusetts, USA

A. Akpınar , A. Albert , D. Arcaro , C. Cosby , Z. Demiragli , E. Fontanesi, D. Gastler, S. May , J. Rohlf , K. Salyer , D. Sperka, D. Spitzbart , I. Suarez , A. Tsatsos, S. Yuan, D. Zou

Brown University, Providence, Rhode Island, USA

G. Benelli , B. Burkle , X. Coubez²⁰, D. Cutts , M. Hadley , U. Heintz , J.M. Hogan⁸⁷ , G. Landsberg , K.T. Lau , M. Lukasik, J. Luo , M. Narain, S. Sagir⁸⁸ , E. Usai , W.Y. Wong, X. Yan , D. Yu , W. Zhang







University of California, Davis, Davis, California, USA

J. Bonilla , C. Brainerd , R. Breedon, M. Calderon De La Barca Sanchez, M. Chertok , J. Conway , P.T. Cox, R. Erbacher, G. Haza, F. Jensen , O. Kukral, R. Lander, M. Mulhearn , D. Pellett, B. Regnery , D. Taylor , Y. Yao , F. Zhang 




















University of California, Los Angeles, California, USA

M. Bachtis , R. Cousins , A. Datta , D. Hamilton, J. Hauser , M. Ignatenko, M.A. Iqbal, T. Lam, W.A. Nash, S. Regnard , D. Saltzberg , B. Stone, V. Valuev 










University of California, Riverside, Riverside, California, USA

K. Burt, Y. Chen, R. Clare , J.W. Gary , M. Gordon, G. Hanson , G. Karapostoli , O.R. Long , N. Manganeli, M. Olmedo Negrete, W. Si , S. Wimpenny, Y. Zhang

University of California, San Diego, La Jolla, California, USA

J.G. Branson, P. Chang , S. Cittolin, S. Cooperstein , N. Deelen , D. Diaz , J. Duarte , R. Gerosa , L. Giannini , D. Gilbert , J. Guiang, R. Kansal , V. Krutelyov , R. Lee, J. Letts , M. Masciovecchio , M. Pieri , B.V. Sathia Narayanan , V. Sharma , M. Tadel, A. Vartak , F. Würthwein , Y. Xiang , A. Yagil 







University of California, Santa Barbara - Department of Physics, Santa Barbara, California, USA

N. Amin, C. Campagnari , M. Citron , A. Dorsett, V. Dutta , J. Incandela , M. Kilpatrick , J. Kim , B. Marsh, H. Mei, M. Oshiro, M. Quinnan , J. Richman, U. Sarica , F. Setti, J. Sheplock, D. Stuart, S. Wang 


California Institute of Technology, Pasadena, California, USA

A. Bornheim , O. Cerri, I. Dutta , J.M. Lawhorn , N. Lu , J. Mao, H.B. Newman , T.Q. Nguyen , M. Spiropulu , J.R. Vlimant , C. Wang , S. Xie , Z. Zhang , R.Y. Zhu 














Carnegie Mellon University, Pittsburgh, Pennsylvania, USA

J. Alison , S. An , M.B. Andrews, P. Bryant , T. Ferguson , A. Harilal, C. Liu, T. Mudholkar , M. Paulini , A. Sanchez, W. Terrill












































University of Colorado Boulder, Boulder, Colorado, USA

J.P. Cumalat , W.T. Ford , A. Hassani, E. MacDonald, R. Patel, A. Perloff , C. Savard, K. Stenson , K.A. Ulmer , S.R. Wagner 














Cornell University, Ithaca, New York, USA

J. Alexander , S. Bright-Thonney , Y. Cheng , D.J. Cranshaw , S. Hogan, J. Monroy , J.R. Patterson , D. Quach , J. Reichert , M. Reid , A. Ryd, W. Sun , J. Thom , P. Wittich , R. Zou 

Fermi National Accelerator Laboratory, Batavia, Illinois, USA

M. Albrow , M. Alyari , G. Apollinari, A. Apresyan , A. Apyan , S. Banerjee, L.A.T. Bauerdick , D. Berry , J. Berryhill , P.C. Bhat, K. Burkett , J.N. Butler, A. Canepa, G.B. Cerati , H.W.K. Cheung , F. Chlebana, M. Cremonesi, K.F. Di Petrillo , V.D. Elvira , Y. Feng, J. Freeman, Z. Gecse, L. Gray, D. Green, S. Grünendahl , O. Gutsche , R.M. Harris , R. Heller, T.C. Herwig , J. Hirschauer , B. Jayatilaka , S. Jindariani, M. Johnson, U. Joshi, T. Klijnsma , B. Klima , K.H.M. Kwok, S. Lammel , D. Lincoln , R. Lipton, T. Liu, C. Madrid, K. Maeshima, C. Mantilla , D. Mason, P. McBride , P. Merkel, S. Mrenna , S. Nahn , J. Ngadiuba , V. O'Dell, V. Papadimitriou, K. Pedro , C. Pena⁵⁶ , O. Prokofyev, F. Ravera , A. Reinsvold Hall , L. Ristori , E. Sexton-Kennedy , N. Smith , A. Soha , W.J. Spalding , L. Spiegel, S. Stoynev , J. Strait , L. Taylor , S. Tkaczyk, N.V. Tran , L. Uplegger , E.W. Vaandering , H.A. Weber 







University of Florida, Gainesville, Florida, USA

D. Acosta , P. Avery, D. Bourilkov , L. Cadamuro , V. Cherepanov, F. Errico , R.D. Field, D. Guerrero, B.M. Joshi , M. Kim, E. Koenig, J. Konigsberg , A. Korytov, K.H. Lo, K. Matchev , N. Menendez , G. Mitselmakher , A. Muthirakalayil Madhu, N. Rawal, D. Rosenzweig, S. Rosenzweig, K. Shi , J. Sturdy , J. Wang , E. Yigitbasi , X. Zuo















Florida State University, Tallahassee, Florida, USA

T. Adams , A. Askew , R. Habibullah , V. Hagopian, K.F. Johnson, R. Khurana, T. Kolberg , G. Martinez, H. Prosper , C. Schiber, O. Viazlo , R. Yohay , J. Zhang








Florida Institute of Technology, Melbourne, Florida, USA

M.M. Baarmand , S. Butalla, T. Elkafrawy⁸⁹ , M. Hohlmann , R. Kumar Verma , D. Noonan , M. Rahmani, F. Yumiceva 









University of Illinois at Chicago (UIC), Chicago, Illinois, USA

M.R. Adams, H. Becerril Gonzalez , R. Cavanaugh , X. Chen , S. Dittmer, O. Evdokimov , C.E. Gerber , D.A. Hangal , D.J. Hofman , A.H. Merrit, C. Mills , G. Oh , T. Roy, S. Rudrabhatla, M.B. Tonjes , N. Varelas , J. Viinikainen , X. Wang, Z. Wu , Z. Ye 

















The University of Iowa, Iowa City, Iowa, USA

M. Alhousseini , K. Dilsiz⁹⁰ , R.P. Gandrajula , O.K. Köseyan , J.-P. Merlo, A. Mestvirishvili⁹¹, J. Nachtman, H. Ogul⁹² , Y. Onel , A. Penzo, C. Snyder, E. Tiras⁹³ 




Johns Hopkins University, Baltimore, Maryland, USA

O. Amram , B. Blumenfeld , L. Corcodilos , J. Davis, M. Eminizer , A.V. Gritsan , S. Kyriacou, P. Maksimovic , J. Roskes , M. Swartz, T.Á. Vámi 

The University of Kansas, Lawrence, Kansas, USA

A. Abreu, J. Anguiano, C. Baldenegro Barrera , P. Baringer , A. Bean , A. Bylinkin , Z. Flowers, T. Isidori, S. Khalil , J. King, G. Krintiras , A. Kropivnitskaya , M. Lazarovits, C. Lindsey, J. Marquez, N. Minafra , M. Murray , M. Nickel, C. Rogan , C. Royon, R. Salvatico , S. Sanders, E. Schmitz, C. Smith , J.D. Tapia Takaki , Q. Wang , Z. Warner, J. Williams , G. Wilson 









Kansas State University, Manhattan, Kansas, USA

S. Duric, A. Ivanov , K. Kaadze , D. Kim, Y. Maravin , T. Mitchell, A. Modak, K. Nam
















Lawrence Livermore National Laboratory, Livermore, California, USA

F. Rebassoo, D. Wright







University of Maryland, College Park, Maryland, USA

E. Adams, A. Baden, O. Baron, A. Belloni , S.C. Eno , N.J. Hadley , S. Jabeen , R.G. Kellogg, T. Koeth, A.C. Mignerey, S. Nabili, C. Palmer , M. Seidel , A. Skuja , L. Wang, K. Wong 






Massachusetts Institute of Technology, Cambridge, Massachusetts, USA

D. Abercrombie, G. Andreassi, R. Bi, S. Brandt, W. Busza , I.A. Cali, Y. Chen , M. D'Alfonso , J. Eysermans, C. Freer , G. Gomez Ceballos, M. Goncharov, P. Harris, M. Hu, M. Klute , D. Kovalskyi , J. Krupa, Y.-J. Lee , C. Mironov , C. Paus , D. Rankin , C. Roland , G. Roland, Z. Shi , G.S.F. Stephans , J. Wang, Z. Wang , B. Wyslouch 

University of Minnesota, Minneapolis, Minnesota, USA

R.M. Chatterjee, A. Evans , P. Hansen, J. Hiltbrand, Sh. Jain , M. Krohn, Y. Kubota, J. Mans , M. Revering, R. Rusack , R. Saradhy, N. Schroeder , N. Strobbe , M.A. Wadud










University of Nebraska-Lincoln, Lincoln, Nebraska, USA

K. Bloom , M. Bryson, S. Chauhan , D.R. Claes, C. Fangmeier, L. Finco , F. Golf , C. Joo, I. Kravchenko , M. Musich, I. Reed, J.E. Siado, G.R. Snow[†], W. Tabb, F. Yan, A.G. Zecchinelli






State University of New York at Buffalo, Buffalo, New York, USA

G. Agarwal , H. Bandyopadhyay , L. Hay , I. Iashvili , A. Kharchilava, C. McLean , D. Nguyen, J. Pekkanen , S. Rappoccio , A. Williams 











Northeastern University, Boston, Massachusetts, USA

G. Alverson , E. Barberis, Y. Haddad , A. Hortiangtham, J. Li , G. Madigan, B. Marzocchi , D.M. Morse , V. Nguyen, T. Orimoto , A. Parker, L. Skinnari , A. Tishelman-Charny, T. Wamorkar, B. Wang , A. Wisecarver, D. Wood 






Northwestern University, Evanston, Illinois, USA

S. Bhattacharya , J. Bueghly, Z. Chen , A. Gilbert , T. Gunter , K.A. Hahn, Y. Liu, N. Odell, M.H. Schmitt , M. Velasco















University of Notre Dame, Notre Dame, Indiana, USA

R. Band , R. Bucci, A. Das , N. Dev , R. Goldouzian , M. Hildreth, K. Hurtado Anampa , C. Jessop , K. Lannon , J. Lawrence, N. Loukas , D. Lutton, N. Marinelli, I. Mcalister, T. McCauley , C. Mcgrady, K. Mohrman, Y. Musienko⁴⁹, R. Ruchti, P. Siddireddy, A. Townsend, M. Wayne, A. Wightman, M. Zarucki , L. Zygala

The Ohio State University, Columbus, Ohio, USA

B. Bylsma, B. Cardwell, L.S. Durkin , B. Francis , C. Hill , M. Nunez Ornelas , K. Wei, B.L. Winer, B.R. Yates 













Princeton University, Princeton, New Jersey, USA

F.M. Addesa , B. Bonham , P. Das , G. Dezoort, P. Elmer , A. Frankenthal , B. Greenberg , N. Haubrich, S. Higginbotham, A. Kalogeropoulos , G. Kopp, S. Kwan , D. Lange, M.T. Lucchini , D. Marlow , K. Mei , I. Ojalvo, J. Olsen , D. Stickland , C. Tully 

University of Puerto Rico, Mayaguez, Puerto Rico, USA

S. Malik , S. Norberg











Purdue University, West Lafayette, Indiana, USA

A.S. Bakshi, V.E. Barnes , R. Chawla , S. Das , L. Gutay, M. Jones , A.W. Jung , S. Karmarkar, M. Liu, G. Negro, N. Neumeister , G. Paspalaki, C.C. Peng, S. Piperov , A. Purohit, J.F. Schulte , M. Stojanovic¹⁵, J. Thieman , F. Wang , R. Xiao , W. Xie 







Purdue University Northwest, Hammond, Indiana, USA

J. Dolen , N. Parashar

Rice University, Houston, Texas, USA








A. Baty , M. Decaro, S. Dildick , K.M. Ecklund , S. Freed, P. Gardner, F.J.M. Geurts , A. Kumar , W. Li, B.P. Padley , R. Redjimi, W. Shi , A.G. Stahl Leiton , S. Yang , L. Zhang, Y. Zhang 

University of Rochester, Rochester, New York, USA

A. Bodek , P. de Barbaro, R. Demina , J.L. Dulemba , C. Fallon, T. Ferbel , M. Galanti, A. Garcia-Bellido , O. Hindrichs , A. Khukhunaishvili, E. Ranken, R. Taus

Rutgers, The State University of New Jersey, Piscataway, New Jersey, USA








B. Chiarito, J.P. Chou , A. Gandrakota , Y. Gershtein , E. Halkiadakis , A. Hart,

M. Heindl , O. Karacheban²³ , I. Laflotte, A. Lath , R. Montalvo, K. Nash, M. Osherson, S. Salur , S. Schnetzer, S. Somalwar , R. Stone, S.A. Thayil , S. Thomas, H. Wang 




University of Tennessee, Knoxville, Tennessee, USA

H. Acharya, A.G. Delannoy , S. Fiorendi , S. Spanier 







Texas A&M University, College Station, Texas, USA

O. Bouhali⁹⁴ , M. Dalchenko , A. Delgado , R. Eusebi, J. Gilmore, T. Huang, T. Kamon⁹⁵, H. Kim , S. Luo , S. Malhotra, R. Mueller, D. Overton, D. Rathjens , A. Safonov 












Texas Tech University, Lubbock, Texas, USA

N. Akchurin, J. Damgov, V. Hegde, S. Kunori, K. Lamichhane, S.W. Lee , T. Mengke, S. Muthumuni , T. Peltola , I. Volobouev, Z. Wang, A. Whitbeck


Vanderbilt University, Nashville, Tennessee, USA

E. Appelt , S. Greene, A. Gurrola , W. Johns, A. Melo, H. Ni, K. Padeken , F. Romeo , P. Sheldon , S. Tuo, J. Velkovska 












University of Virginia, Charlottesville, Virginia, USA

M.W. Arenton , B. Cox , G. Cummings , J. Hakala , R. Hirosky , M. Joyce , A. Ledovskoy , A. Li, C. Neu , B. Tannenwald , S. White , E. Wolfe 

Wayne State University, Detroit, Michigan, USA

N. Poudyal 

University of Wisconsin - Madison, Madison, WI, Wisconsin, USA

K. Black , T. Bose , C. Caillol, S. Dasu , I. De Bruyn , P. Everaerts , F. Fienga , C. Galloni, H. He, M. Herndon , A. Hervé, U. Hussain, A. Lanaro, A. Loeliger, R. Loveless, J. Madhusudanan Sreekala , A. Mallampalli, A. Mohammadi, D. Pinna, A. Savin, V. Shang, V. Sharma , W.H. Smith , D. Teague, S. Trembath-Reichert, W. Vetens 

†: Deceased

1: Also at TU Wien, Wien, Austria

2: Also at Institute of Basic and Applied Sciences, Faculty of Engineering, Arab Academy for Science, Technology and Maritime Transport, Alexandria, Egypt

3: Also at Université Libre de Bruxelles, Bruxelles, Belgium

4: Also at Universidade Estadual de Campinas, Campinas, Brazil

5: Also at Federal University of Rio Grande do Sul, Porto Alegre, Brazil

6: Also at University of Chinese Academy of Sciences, Beijing, China

7: Also at Department of Physics, Tsinghua University, Beijing, China

8: Also at UFMS, Nova Andradina, Brazil

9: Also at Nanjing Normal University Department of Physics, Nanjing, China

10: Now at The University of Iowa, Iowa City, Iowa, USA

11: Also at National Research Center 'Kurchatov Institute', Moscow, Russia

12: Also at Joint Institute for Nuclear Research, Dubna, Russia

13: Also at Cairo University, Cairo, Egypt

14: Also at Zewail City of Science and Technology, Zewail, Egypt

15: Also at Purdue University, West Lafayette, Indiana, USA

16: Also at Université de Haute Alsace, Mulhouse, France

17: Also at Tbilisi State University, Tbilisi, Georgia

18: Also at Erzincan Binali Yildirim University, Erzincan, Turkey

19: Also at CERN, European Organization for Nuclear Research, Geneva, Switzerland

20: Also at RWTH Aachen University, III. Physikalisches Institut A, Aachen, Germany

-
- 21: Also at University of Hamburg, Hamburg, Germany
 - 22: Also at Isfahan University of Technology, Isfahan, Iran
 - 23: Also at Brandenburg University of Technology, Cottbus, Germany
 - 24: Also at Forschungszentrum Jülich, Juelich, Germany
 - 25: Also at Physics Department, Faculty of Science, Assiut University, Assiut, Egypt
 - 26: Also at Karoly Robert Campus, MATE Institute of Technology, Gyongyos, Hungary
 - 27: Also at Institute of Physics, University of Debrecen, Debrecen, Hungary
 - 28: Also at Institute of Nuclear Research ATOMKI, Debrecen, Hungary
 - 29: Also at MTA-ELTE Lendület CMS Particle and Nuclear Physics Group, Eötvös Loránd University, Budapest, Hungary
 - 30: Also at Wigner Research Centre for Physics, Budapest, Hungary
 - 31: Also at IIT Bhubaneswar, Bhubaneswar, India
 - 32: Also at Institute of Physics, Bhubaneswar, India
 - 33: Also at G.H.G. Khalsa College, Punjab, India
 - 34: Also at Shoolini University, Solan, India
 - 35: Also at University of Hyderabad, Hyderabad, India
 - 36: Also at University of Visva-Bharati, Santiniketan, India
 - 37: Also at Indian Institute of Technology (IIT), Mumbai, India
 - 38: Also at Deutsches Elektronen-Synchrotron, Hamburg, Germany
 - 39: Also at Sharif University of Technology, Tehran, Iran
 - 40: Also at Department of Physics, University of Science and Technology of Mazandaran, Behshahr, Iran
 - 41: Now at INFN Sezione di Bari, Università di Bari, Politecnico di Bari, Bari, Italy
 - 42: Also at Italian National Agency for New Technologies, Energy and Sustainable Economic Development, Bologna, Italy
 - 43: Also at Centro Siciliano di Fisica Nucleare e di Struttura Della Materia, Catania, Italy
 - 44: Also at Università di Napoli 'Federico II', Napoli, Italy
 - 45: Also at Consiglio Nazionale delle Ricerche - Istituto Officina dei Materiali, Perugia, Italy
 - 46: Also at Riga Technical University, Riga, Latvia
 - 47: Also at Consejo Nacional de Ciencia y Tecnología, Mexico City, Mexico
 - 48: Also at IRFU, CEA, Université Paris-Saclay, Gif-sur-Yvette, France
 - 49: Also at Institute for Nuclear Research, Moscow, Russia
 - 50: Now at National Research Nuclear University 'Moscow Engineering Physics Institute' (MEPhI), Moscow, Russia
 - 51: Also at Institute of Nuclear Physics of the Uzbekistan Academy of Sciences, Tashkent, Uzbekistan
 - 52: Also at St. Petersburg Polytechnic University, St. Petersburg, Russia
 - 53: Also at University of Florida, Gainesville, Florida, USA
 - 54: Also at Imperial College, London, United Kingdom
 - 55: Also at P.N. Lebedev Physical Institute, Moscow, Russia
 - 56: Also at California Institute of Technology, Pasadena, California, USA
 - 57: Also at Budker Institute of Nuclear Physics, Novosibirsk, Russia
 - 58: Also at Faculty of Physics, University of Belgrade, Belgrade, Serbia
 - 59: Also at Trincomalee Campus, Eastern University, Sri Lanka, Nilaveli, Sri Lanka
 - 60: Also at INFN Sezione di Pavia, Università di Pavia, Pavia, Italy
 - 61: Also at National and Kapodistrian University of Athens, Athens, Greece
 - 62: Also at Ecole Polytechnique Fédérale Lausanne, Lausanne, Switzerland
 - 63: Also at Universität Zürich, Zurich, Switzerland
 - 64: Also at Stefan Meyer Institute for Subatomic Physics, Vienna, Austria

- 65: Also at Laboratoire d'Annecy-le-Vieux de Physique des Particules, IN2P3-CNRS, Annecy-le-Vieux, France
- 66: Also at Şırnak University, Sirnak, Turkey
- 67: Also at Near East University, Research Center of Experimental Health Science, Nicosia, Turkey
- 68: Also at Konya Technical University, Konya, Turkey
- 69: Also at Istanbul University - Cerrahpasa, Faculty of Engineering, Istanbul, Turkey
- 70: Also at Piri Reis University, Istanbul, Turkey
- 71: Also at Adiyaman University, Adiyaman, Turkey
- 72: Also at Ozyegin University, Istanbul, Turkey
- 73: Also at Izmir Institute of Technology, Izmir, Turkey
- 74: Also at Necmettin Erbakan University, Konya, Turkey
- 75: Also at Bozok Universititesi Rektörlüğü, Yozgat, Turkey
- 76: Also at Marmara University, Istanbul, Turkey
- 77: Also at Milli Savunma University, Istanbul, Turkey
- 78: Also at Kafkas University, Kars, Turkey
- 79: Also at Istanbul Bilgi University, Istanbul, Turkey
- 80: Also at Hacettepe University, Ankara, Turkey
- 81: Also at Vrije Universiteit Brussel, Brussel, Belgium
- 82: Also at School of Physics and Astronomy, University of Southampton, Southampton, United Kingdom
- 83: Also at Rutherford Appleton Laboratory, Didcot, United Kingdom
- 84: Also at IPPP Durham University, Durham, United Kingdom
- 85: Also at Monash University, Faculty of Science, Clayton, Australia
- 86: Also at Università di Torino, Torino, Italy
- 87: Also at Bethel University, St. Paul, Minneapolis, USA
- 88: Also at Karamanoğlu Mehmetbey University, Karaman, Turkey
- 89: Also at Ain Shams University, Cairo, Egypt
- 90: Also at Bingol University, Bingol, Turkey
- 91: Also at Georgian Technical University, Tbilisi, Georgia
- 92: Also at Sinop University, Sinop, Turkey
- 93: Also at Erciyes University, Kayseri, Turkey
- 94: Also at Texas A&M University at Qatar, Doha, Qatar
- 95: Also at Kyungpook National University, Daegu, Korea