

MINIMAL GENERATING SETS OF MOVES FOR DIAGRAMS OF ISOTOPIC KNOTS AND SPATIAL TRIVALENT GRAPHS

CARMEN CAPRAU AND BRADLEY SCOTT

ABSTRACT. Polyak proved that all oriented versions of Reidemeister moves for knot and link diagrams can be generated by a set of just four oriented Reidemeister moves, and that no fewer than four oriented Reidemeister moves generate them all. We refer to a set containing four oriented Reidemeister moves that collectively generate all of the other oriented Reidemeister moves as a minimal generating set. Polyak also proved that a certain set containing two Reidemeister moves of type 1, one move of type 2, and one move of type 3 form a minimal generating set for all oriented Reidemeister moves. We expand upon Polyak's work by providing an additional eleven minimal, 4-element, generating sets of oriented Reidemeister moves, and we prove that these twelve sets represent all possible minimal generating sets of oriented Reidemeister moves. We also consider the Reidemeister-type moves that relate oriented spatial trivalent graph diagrams with trivalent vertices that are sources and sinks and prove that a minimal generating set of oriented Reidemeister-type moves for spatial trivalent graph diagrams contains ten moves.

1. INTRODUCTION

A *link* with n components is an equivalence class of smooth embeddings in \mathbb{R}^3 of n copies of S^1 , and a *knot* is a one-component link. We will use the term ‘knot’ to refer generically to both knots and links. A diagram of a knot K is a generic projection of K on \mathbb{R}^2 which contains transversal double points with overcrossing or undercrossing information. A well-known result [1, 7] states that two knot diagrams represent the same knot if and only if they are connected via planar isotopy and a finite sequence of *Reidemeister moves* Ω_1, Ω_2 and Ω_3 depicted in Figure 1. The Reidemeister moves [7] are local transformations on a knot diagram applied inside a disk in \mathbb{R}^2 , and which keep the diagram unchanged outside of the disk. We refer to this disk as the *localized disk*.

2020 *Mathematics Subject Classification.* 57K10, 57K12.

Key words and phrases. Knot diagrams; Reidemeister moves; spatial trivalent graphs. CC was partially supported by Simons Foundation grant #355640.

A *knot invariant* is a quantity defined on the set of all knots which preserves the knot-type. In demonstrating that a certain quantity is a knot invariant, the quantity must be invariant under the moves $\Omega 1$, $\Omega 2$ and $\Omega 3$. Hence, Reidemeister moves play an important role when defining knot invariants. When we consider oriented knots and their diagrams, we must work with oriented versions of the Reidemeister moves. There are four different versions of each of the moves $\Omega 1$ and $\Omega 2$, and eight different versions of the moves $\Omega 3$ (see Figures 2, 3 and 4, respectively). With 16 oriented versions of Reidemeister moves, it can become tedious to check if a certain quantity defined on oriented knot diagrams yields an invariant for oriented knots. Hence, it is useful to have a generating set of oriented Reidemeister moves to minimize the work required to check for invariance. A set of oriented Reidemeister moves S is a *generating set* if any oriented Reidemeister move Ω may be realized by a finite sequence of planar isotopies and the moves in S applied inside the localized disk of Ω .

Generating sets of oriented Reidemeister moves were studied by Polyak [6], who proved that there exists a certain generating set of four moves containing two $\Omega 1$ moves, one $\Omega 2$ move, and one $\Omega 3$ move. We refer to the corresponding four moves, $\{\Omega 1a, \Omega 1b, \Omega 2a, \Omega 3a\}$, as the *Polyak moves*. He also proved that any generating set of oriented Reidemeister moves must contain at least two $\Omega 1$ moves. From here, we conclude that any generating set of oriented Reidemeister moves must contain at least two $\Omega 1$ moves and at least one move of type $\Omega 2$ and another of type $\Omega 3$. In this paper we refer to a set of four oriented Reidemeister moves that generate all of the other oriented Reidemeister moves as a *minimal generating set*. The term ‘minimal’ here refers to the fact that there are no sets of oriented Reidemeister moves of cardinality less than four that generate all of the 16 oriented Reidemeister moves.

Polyak’s result was long due, because in previous knot theory works there were inconsistencies on the number of moves required in a generating set of all oriented Reidemeister moves, and claims were provided without proofs.

In this paper we expand on Polyak’s work and prove that there are exactly 12 minimal generating sets of oriented Reidemeister moves for knot diagrams. Another goal of this paper is to extend the notion of a generating set to include the moves for oriented spatial trivalent graph diagrams. A *spatial trivalent graph* is an embedding in \mathbb{R}^3 of a graph with finitely many trivalent vertices. Every knot is a minor of a spatial trivalent graph, where we view a knot as a single vertex with a single loop edge. Thus the *Reidemeister-type moves* for spatial trivalent graph diagrams include the (classical) Reidemeister moves $\Omega 1$, $\Omega 2$ and $\Omega 3$ together with the additional moves $\Omega 4$ and $\Omega 5$ involving trivalent vertices (see Figure 1). Specifically,

two diagrams of spatial trivalent graphs represent the same graph if and only if there is a finite sequence of the moves Ω_1 through Ω_5 , along with planar isotopies, taking one diagram onto the other; a proof of this classical result can be found in [3, Section 2]. For details on spatial graphs, we refer the reader to Kauffman's work in [4, 5]. Just as for the Reidemeister moves, the moves Ω_4 and Ω_5 are local moves.

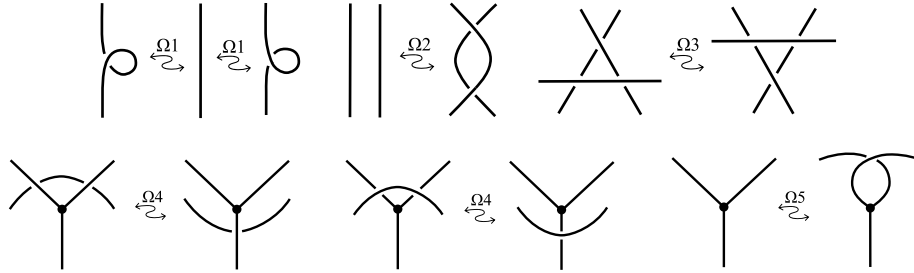


FIGURE 1. Reidemeister-type moves for spatial trivalent graph diagrams

We consider oriented spatial trivalent graphs with trivalent vertices which are either sinks or sources (see Figure 6). There are eight versions of oriented Ω_4 moves and four versions of the oriented Ω_5 moves (see Figures 7 and 8), and hence there are 28 versions of Reidemeister-type moves for oriented spatial trivalent graph diagrams with vertices that are sinks and sources. The second goal of this paper is to provide all minimal generating sets of oriented Reidemeister-type moves for spatial trivalent graph diagrams. We prove that such a set contains 10 moves (two Ω_1 moves, one Ω_2 move, one Ω_3 move, four Ω_4 moves, and two Ω_5 moves).

For the classical Reidemeister moves, when we distinguish between forward and backward moves, we obtain 32 different oriented Reidemeister moves, which Suwara [8] called *directed oriented Reidemeister moves*. In [8], Suwara proved that the eight directed Polyak moves form a minimal generating set of directed oriented Reidemeister moves. We note that a generating set of oriented Reidemeister-type moves for singular links was provided in [2]. A singular link can also be regarded as an embedding in \mathbb{R}^3 of a 4-valent graph with rigid vertices; descriptions of rigid-vertex isotopies can be found in [4, 5].

The paper is organized as follows. In Section 2.1 we describe the 16 different oriented versions of the Reidemeister moves Ω_1, Ω_2 and Ω_3 , and how we differentiate them. In Section 2.2 we provide two collections \mathcal{A} and \mathcal{H} , each of which contains six 4-element sets of Reidemeister moves. Each of the 4-element sets contains two Ω_1 moves, one Ω_2 move, and one Ω_3 move,

and we prove that each of the 12 sets in $\mathcal{A} \cup \mathcal{H}$ generates all of the oriented Reidemeister moves. The unique $\Omega 3$ move in each set in \mathcal{A} is $\Omega 3a$, and the unique $\Omega 3$ move in each set in \mathcal{H} is $\Omega 3h$. Moreover, the unique $\Omega 2$ move in any of the sets in $\mathcal{A} \cup \mathcal{H}$ is either $\Omega 2a$ or $\Omega 2b$. In Section 2.3 we prove that the sets in collections \mathcal{A} and \mathcal{H} are minimal generating sets, and that they are all of the minimal generating sets of oriented Reidemeister moves. We extend these results in Section 3, where we find minimal generating sets of oriented Reidemeister-type moves for oriented spatial trivalent graph diagrams with vertices that are either sources or sinks.

2. MINIMAL GENERATING SETS OF REIDEMEISTER MOVES

We start by describing the oriented Reidemeister moves for knot diagrams and explaining how we differentiate between the different oriented versions of the moves. Then we provide twelve generating sets of oriented Reidemeister moves and prove that they indeed generate all of the moves. We also prove that these twelve sets are the only generating sets containing four oriented Reidemeister moves.

2.1. The Oriented Reidemeister Moves. Considering all possible orientations, there are four type 1 moves, $\Omega 1$, four type 2 moves, $\Omega 2$, and eight type 3 moves, $\Omega 3$, which we label with the same conventions used by Polyak in [6].

The four oriented Reidemeister type 1 moves (shown in Figure 2) differ by the type of crossing introduced and the orientation of the resulting loop. The moves $\Omega 1a$ and $\Omega 1b$ involve a positive crossing and a clockwise and counter-clockwise oriented loop, respectively. Similarly, moves $\Omega 1c$ and $\Omega 1d$ involve a negative crossing and a clockwise and counter-clockwise oriented loop, respectively.

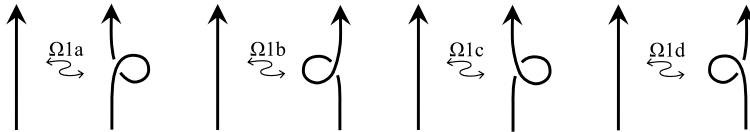


FIGURE 2. Oriented Reidemeister moves of type 1

The Reidemeister moves of type 2, depicted in Figure 3, introduce or remove two crossings in a knot diagram (depending on the direction of the move), which are transverse double points bounding a bigon in the underlying graph. The moves $\Omega 2a$ and $\Omega 2b$ introduce or remove a disoriented bigon, while the moves $\Omega 2c$ and $\Omega 2d$ introduce or remove a well-oriented

bigon. The moves $\Omega 2a$ and $\Omega 2b$ are different because when following the orientations of the edges forming the disoriented bigon, in the move $\Omega 2a$ there is first a positive crossing followed by a negative crossing, while in the move $\Omega 2b$ we first see a negative crossing. The move $\Omega 2c$ introduces or removes a counter-clockwise oriented bigon, and the move $\Omega 2d$ introduces or removes a clockwise oriented bigon.

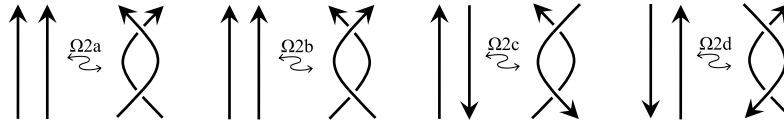


FIGURE 3. Oriented Reidemeister moves of type 2

The eight oriented Reidemeister moves of type 3, shown in Figure 4, are described by the number and position of positive and negative crossings involved in the move and the orientation of the enclosed region. Considering the underlying graph of the knot diagram in the localized disk of an oriented $\Omega 3$ move, a well-oriented or disoriented triangle is formed by the three edges joining the three transverse double points. The moves $\Omega 3a$, $\Omega 3d$ and $\Omega 3e$ each have two positive crossings and one negative crossing, but the move $\Omega 3a$ involves a well-oriented triangle while moves $\Omega 3d$ and $\Omega 3e$ involve disoriented triangles. In addition, in the move $\Omega 3d$ a strand slides over the negative crossing, but in the move $\Omega 3e$ a strand slides under the negative crossing.

In a similar fashion, we can distinguish the moves $\Omega 3c$, $\Omega 3f$ and $\Omega 3h$, which each involve two negative crossings and one positive crossing. The move $\Omega 3h$ applies to diagrams with a well-oriented triangle, while the moves $\Omega 3c$ and $\Omega 3f$ involve a disoriented triangle. In the move $\Omega 3c$ a strand slides over the positive crossing, and in the move $\Omega 3f$ a strand slides under the positive crossing.

The remaining two moves, $\Omega 3b$ and $\Omega 3g$, involve three positive and negative crossings, respectively.

2.2. Generating the Oriented Reidemeister Moves. In [6], Michael Polyak proves that a set of four specific oriented Reidemeister moves generates all of the other oriented Reidemeister moves for knot diagrams, and that this cannot be done with fewer than four moves. We say that a generating set S of oriented Reidemeister moves is minimal, if there is no generating set R of oriented Reidemeister moves such that $|R| < |S|$. In this section, we build upon Polyak’s work by finding all of the minimal generating sets of oriented Reidemeister moves.

To begin, we present Polyak’s minimal generating set below.

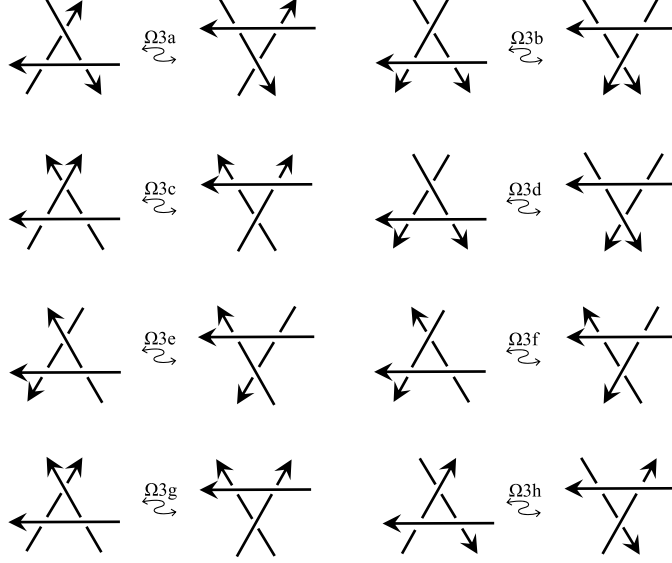


FIGURE 4. Oriented Reidemeister moves of type 3

Theorem 1. [6, Theorem 1.1] *Let D and D' be two diagrams in \mathbb{R}^2 representing the same oriented knot. Then one may pass from D to D' by isotopy and a finite sequence of four oriented Reidemeister moves $\Omega 1a$, $\Omega 1b$, $\Omega 2a$, and $\Omega 3a$.*

Polyak proved that these four moves generate all other oriented Reidemeister moves. In constructing the remaining minimal generating sets and proving that they indeed generate all of the other oriented Reidemeister moves, we borrow and adapt some of Polyak's ideas.

We define the following two collections of six sets, each of which containing four oriented Reidemeister moves:

$$\begin{aligned} \mathcal{A} &= \{ \{ \Omega 1a, \Omega 1c, \Omega 2a, \Omega 3a \}, \{ \Omega 1a, \Omega 1c, \Omega 2b, \Omega 3a \}, \{ \Omega 1b, \Omega 1d, \Omega 2a, \Omega 3a \}, \\ &\quad \{ \Omega 1b, \Omega 1d, \Omega 2b, \Omega 3a \}, \{ \Omega 1a, \Omega 1b, \Omega 2a, \Omega 3a \}, \{ \Omega 1a, \Omega 1b, \Omega 2b, \Omega 3a \} \} \\ \mathcal{H} &= \{ \{ \Omega 1a, \Omega 1c, \Omega 2a, \Omega 3h \}, \{ \Omega 1a, \Omega 1c, \Omega 2b, \Omega 3h \}, \{ \Omega 1b, \Omega 1d, \Omega 2a, \Omega 3h \}, \\ &\quad \{ \Omega 1b, \Omega 1d, \Omega 2b, \Omega 3h \}, \{ \Omega 1c, \Omega 1d, \Omega 2a, \Omega 3h \}, \{ \Omega 1c, \Omega 1d, \Omega 2b, \Omega 3h \} \} \end{aligned}$$

Note that for each set X in \mathcal{A} the move $\Omega 3a \in X$, and for each set X in \mathcal{H} the move $\Omega 3h \in X$. With these two collections of sets, we state the main result of this section.

Theorem 2. *If $X \in \mathcal{A} \cup \mathcal{H}$, then X is a generating set for all oriented Reidemeister moves for knot diagrams.*

The proof of this theorem is given at the end of this section, making use of the following Lemmas 1 through 6. We note that the sets in collections \mathcal{A} and \mathcal{H} do not contain the moves $\Omega 2c$ and $\Omega 2d$, and we begin by showing in the next statement that any set $X \in \mathcal{A} \cup \mathcal{H}$ generates either the move $\Omega 2c$ or the move $\Omega 2d$. The first realization given for each of the moves was provided in [6].

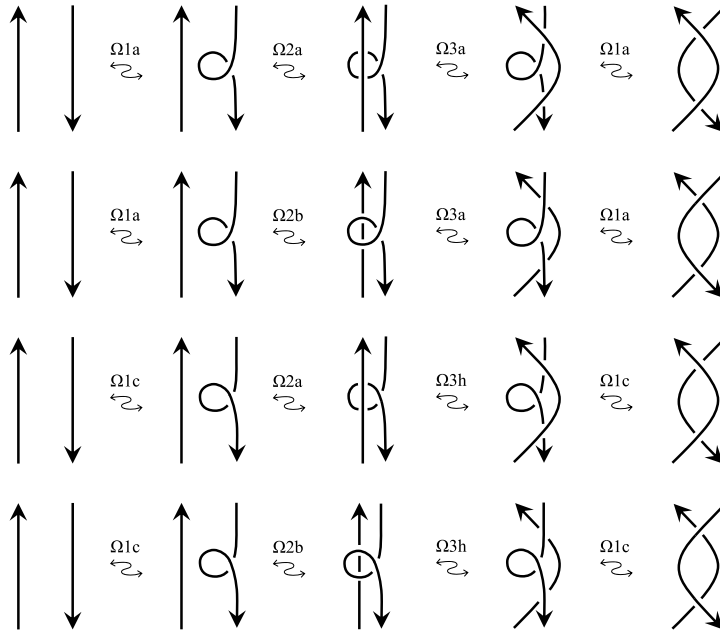
Lemma 1. *The move $\Omega 2c$ may be realized by each of the following oriented Reidemeister moves:*

- $\Omega 1a, \Omega 3a$ and either $\Omega 2a$ or $\Omega 2b$
- $\Omega 1c, \Omega 3h$ and either $\Omega 2a$ or $\Omega 2b$

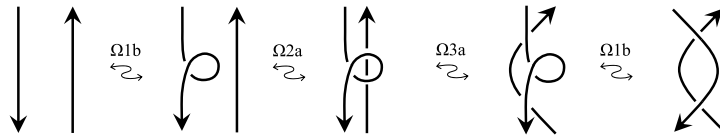
The move $\Omega 2d$ may be realized by each of the following oriented Reidemeister moves:

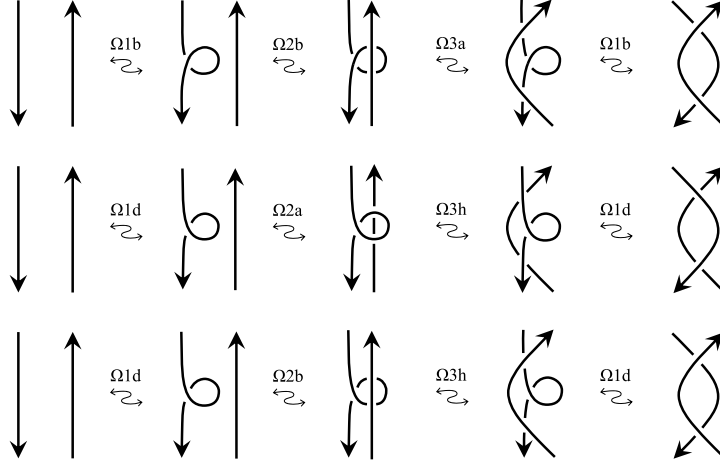
- $\Omega 1b, \Omega 3a$ and either $\Omega 2a$ or $\Omega 2b$
- $\Omega 1d, \Omega 3h$ and either $\Omega 2a$ or $\Omega 2b$

Proof. We realize the move $\Omega 2c$ in four ways, all shown below.



The move $\Omega 2d$ is realized in a similar way, as shown below.





Hence, the statement holds. \square

Remark 3. *With Lemma 1, each set from Theorem 2 generates either move $\Omega2c$ or move $\Omega2d$. Hence, whenever the move $\Omega2c$ or $\Omega2d$ is used in a sequence of oriented Reidemeister moves, it may be replaced by a sequence of oriented Reidemeister moves from Lemma 1.*

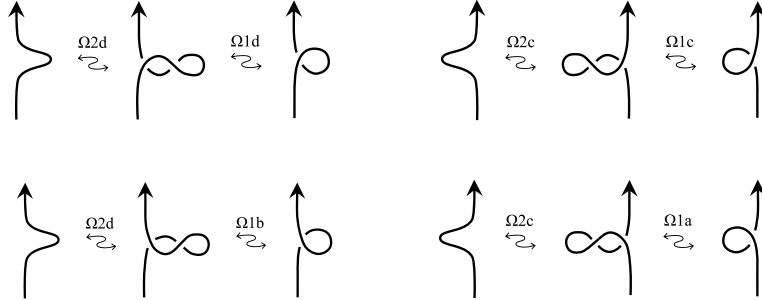
Each set of moves $X \in \mathcal{A} \cup \mathcal{H}$ contains exactly two of the $\Omega1$ moves. In particular, any set $X \in \mathcal{A} \cup \mathcal{H}$ that generates the move $\Omega2c$ with only sequences from Lemma 1 contains move $\Omega1a$ or $\Omega1c$. Similarly, any set $X \in \mathcal{A} \cup \mathcal{H}$ that generates the move $\Omega2d$ with only sequences from Lemma 1 contains move $\Omega1b$ or $\Omega1d$. This is relevant in the following lemma, which shows that each set $X \in \mathcal{A} \cup \mathcal{H}$ generates the unincluded $\Omega1$ moves. We remark that the realizations of moves $\Omega1c$ and $\Omega1d$ come directly from [6].

Lemma 2. *Each oriented $\Omega1$ move may be realized as follows:*

- (1) $\Omega1a$ may be realized by a sequence of $\Omega1d$ and $\Omega2d$ moves.
- (2) $\Omega1b$ may be realized by a sequence of $\Omega1c$ and $\Omega2c$ moves.
- (3) $\Omega1c$ may be realized by a sequence of $\Omega1b$ and $\Omega2d$ moves.
- (4) $\Omega1d$ may be realized by a sequence of $\Omega1a$ and $\Omega2c$ moves.

Proof. For each realization, we first introduce two crossings on a single strand with a type 2 move and then we undo the outermost twist with

a type 1 move, as shown below.

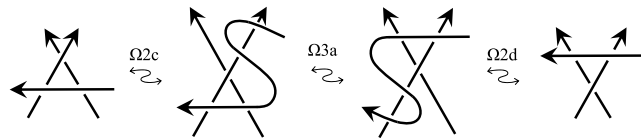


□

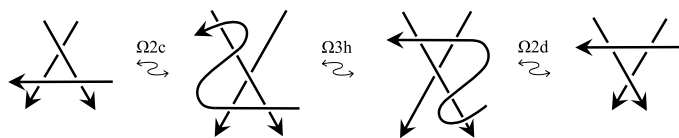
Lemma 2 and Lemma 1 taken together imply that every set $X \in \mathcal{A} \cup \mathcal{H}$ generates the unincluded oriented $\Omega 1$ moves and both moves $\Omega 2c$ and $\Omega 2d$. To generate the remaining oriented $\Omega 2$ moves with each set X in $\mathcal{A} \cup \mathcal{H}$, we must use an oriented $\Omega 3$ move. The next lemma, taken with the previous two, shows that if $X \in \mathcal{A}$ then X generates the move $\Omega 3c$, and if $X \in \mathcal{H}$ then X generates the move $\Omega 3d$. Note that the first realization is a result from Polyak in [6].

Lemma 3. *The move $\Omega 3c$ may be realized by a sequence of moves $\Omega 3a, \Omega 2c,$ and $\Omega 2d$. The move $\Omega 3d$ may be realized by a sequence of moves $\Omega 3h, \Omega 2c,$ and $\Omega 2d$.*

Proof. To realize the move $\Omega 3c$, the move $\Omega 2c$ is used first to pass one strand over another strand, as in the diagram below. Then we apply the move $\Omega 3a$ to pass that same strand over the crossing in the middle of the diagram. Finally, the realization of the move $\Omega 3c$ is finalized through the application of the move $\Omega 2d$. We remark that the moves $\Omega 2c$ and $\Omega 2d$ are applied to the same pair of strands.



The move $\Omega 3d$ is realized in a similar manner, with the difference that the move $\Omega 3a$ in the sequence is replaced with the move $\Omega 3h$, as shown below.



Hence, the two realizations are complete and the moves $\Omega 3c$ and $\Omega 3d$ may be replaced by the respective sequences given here. \square

Lemma 3 combined with Lemmas 1 and 2 imply that each set $X \in \mathcal{A}$ generates the move $\Omega 3c$ and that each set $X \in \mathcal{H}$ generates the move $\Omega 3d$. We use this result to prove in the following lemma that every set $X \in \mathcal{A} \cup \mathcal{H}$ generates the move $\Omega 2a$ or $\Omega 2b$, whichever is not included in the corresponding set X .

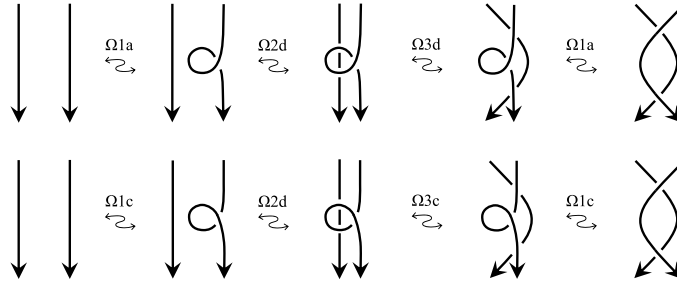
Lemma 4. *The move $\Omega 2a$ may be realized by each of the following sequences of moves:*

- $\Omega 1a, \Omega 2d, \Omega 3d$
- $\Omega 1c, \Omega 2d, \Omega 3c$

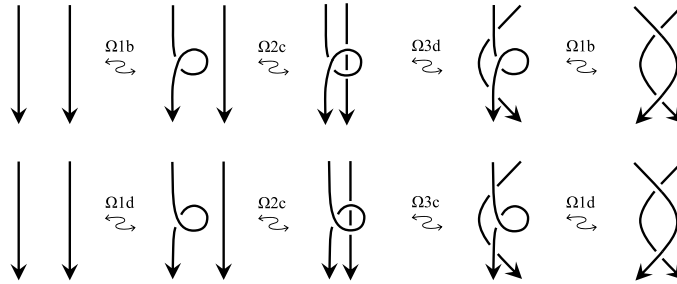
The move $\Omega 2b$ may be realized by each of the following sequences of moves:

- $\Omega 1b, \Omega 2c, \Omega 3d$
- $\Omega 1d, \Omega 2c, \Omega 3c$

Proof. We first show how to realize the move $\Omega 2a$.



Next we realize the move $\Omega 2b$ in the two ways shown below; the second sequence was given by Polyak in [6]. The process for these realizations is nearly identical to the process for the realizations of the move $\Omega 2a$.



Thus we have two realizations for each of the moves $\Omega 2a$ and $\Omega 2b$. \square

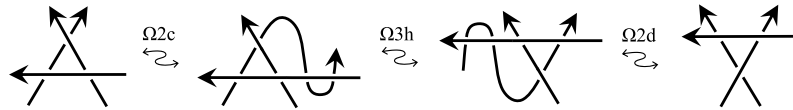
Remark 4. Lemma 4, taken together with the previous lemmas, shows that every set $X \in \mathcal{A} \cup \mathcal{H}$ generates all oriented $\Omega 2$ moves.

The next step is to prove that every set $X \in \mathcal{A} \cup \mathcal{H}$ generates all oriented Reidemeister moves of type 3. We prove this in the following two lemmas.

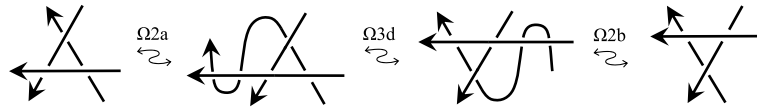
Lemma 5. Every set $X \in \mathcal{H}$ generates all oriented $\Omega 3$ moves.

Proof. Let X be any set element in the collection \mathcal{H} . Then, we know that the move $\Omega 3h$ is in X . The set X also contains either the move $\Omega 2a$ or $\Omega 2b$, and from the previous lemmas, we know that X generates all of the other Reidemeister moves of type 2. From Lemma 3, the move $\Omega 3d$ may be realized by a sequence of moves $\Omega 3h, \Omega 2c$, and $\Omega 2d$. Hence, X generates the move $\Omega 3d$.

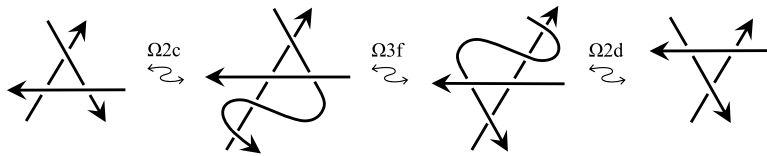
The move $\Omega 3g$ may be realized by a sequence of the moves $\Omega 3h, \Omega 2c$ and $\Omega 2d$, as shown below, and thus X generates the move $\Omega 3g$.



Next, we show that the move $\Omega 3f$ may be realized by a sequence of $\Omega 3d, \Omega 2a$ and $\Omega 2b$ moves.

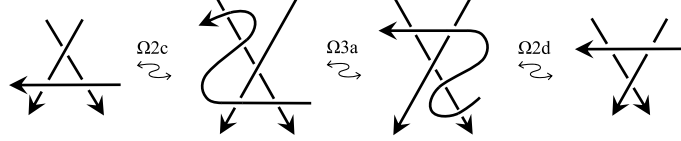


Therefore, the set X generates the move $\Omega 3f$. Now that we have been able to generate $\Omega 3f$, we show that X generates also the move $\Omega 3a$. Indeed, the move $\Omega 3a$ may be realized by a sequence of the moves $\Omega 3f, \Omega 2c$, and $\Omega 2d$, as shown below.

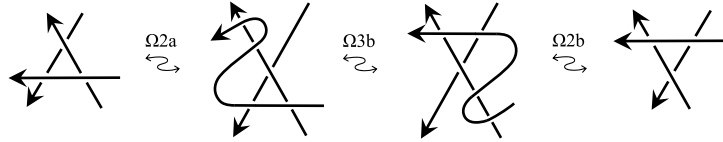


From Lemma 3, we know that the move $\Omega 3c$ may be realized by a sequence of moves $\Omega 3a, \Omega 2c$, and $\Omega 2d$. Hence, the set X generates the Reidemeister move $\Omega 3c$. As we prove next, the set X also generates the move $\Omega 3b$, which

can be realized through a sequence of the moves $\Omega 3a, \Omega 2c$ and $\Omega 2d$.



Now that we have realized the move $\Omega 3b$, we show that the set X generates the move $\Omega 3e$, which can be realized by a sequence of the moves $\Omega 3b, \Omega 2a$ and $\Omega 2b$.



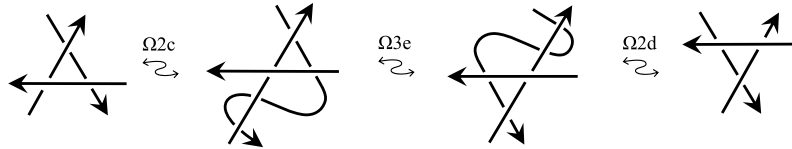
This completes the proof that X generates all oriented Reidemeister moves of type 3. \square

Lemma 6. *Every set $X \in \mathcal{A}$ generates all oriented Reidemeister moves of type 3.*

Proof. Let X be any set-element in the collection \mathcal{A} . Then $\Omega 3a \in X$. Moreover, the set X also contains either the move $\Omega 2a$ or $\Omega 2b$ and it generates all of the other Reidemeister moves of type 2 (as shown in Lemmas 1 through 4).

By Lemma 3, the move $\Omega 3c$ may be realized by a sequence of moves $\Omega 3a, \Omega 2c$ and $\Omega 2d$, and thus the set X generates the move $\Omega 3c$. As we have shown in Lemma 5, the move $\Omega 3b$ may be realized through a sequence of the moves $\Omega 3a, \Omega 2c$ and $\Omega 2d$; and the move $\Omega 3e$ can be realized by a sequence of the moves $\Omega 3b, \Omega 2a$ and $\Omega 2b$. Therefore, the set X generates the moves $\Omega 3b$ and $\Omega 3e$.

We next prove that the move $\Omega 3h$ may be realized by a sequence of the moves $\Omega 3e, \Omega 2c$, and $\Omega 2d$, as shown below.



Therefore, the set X generates the move $\Omega 3h$. Since the move $\Omega 3h$ belongs to every set element in the collection \mathcal{H} , then by Lemma 5, the set X generates the remaining Reidemeister moves of type 3. Hence, every set $X \in \mathcal{A}$ generates all oriented $\Omega 3$ moves. \square

We are now ready to prove Theorem 2. The proof will demonstrate how the lemmas in this section all work together to show that every $X \in \mathcal{A} \cup \mathcal{H}$ generates all oriented Reidemeister moves.

Proof of Theorem 2. Lemmas 1 and 2 combined, prove that every set $X \in \mathcal{A} \cup \mathcal{H}$ generates the moves $\Omega 2c$ and $\Omega 2d$, and the two oriented $\Omega 1$ moves not included in X .

Using the moves $\Omega 2c$ and $\Omega 2d$, Lemma 3 shows that each set $X \in \mathcal{A}$ generates the move $\Omega 3c$ and each $X \in \mathcal{H}$ generates the move $\Omega 3d$. With the move $\Omega 3c$ or $\Omega 3d$ at hand, Lemma 4 shows that $X \in \mathcal{A} \cup \mathcal{H}$ generates either $\Omega 2a$ or $\Omega 2b$ (whichever is missing from X). Lemmas 5 and 6 complete the proof of the theorem, by showing that every set $X \in \mathcal{A} \cup \mathcal{H}$ generates all of the remaining oriented $\Omega 3$ moves.

Therefore, any $X \in \mathcal{A} \cup \mathcal{H}$ is a generating set of oriented Reidemeister moves for knot and link diagrams. \square

2.3. Non-Generating Reidemeister Moves. In this section we prove that the 12 sets described in Theorem 2 represent all minimal (4-element) generating sets of oriented Reidemeister moves for knot diagrams. To prove this, we show that certain oriented Reidemeister moves (or pairs of moves) cannot exist in a generating set containing four oriented Reidemesiter moves. We also show that a minimal generating set of oriented Reidemeister moves contains two $\Omega 1$ moves.

To begin, we show in Lemma 7 that two $\Omega 1$ moves are required in a generating set, and we explain why certain pairs of $\Omega 1$ moves do not generate all oriented Reidemeister moves.

The oriented $\Omega 1$ moves are the only Reidemeister moves that affect the writhe and the winding number. Recall that the *writhe*, $\omega(D)$, of an oriented knot diagram D is obtained by subtracting the number of negative crossings from the number of positive crossings in D . The *winding number* (also called the *rotation number*) of a diagram D , usually denoted by $\text{rot}(D)$, is obtained by smoothing all crossings in D according to the orientation and adding the rotation numbers of the resulting oriented loops, where $\text{rot}\left(\begin{array}{c} \circlearrowright \end{array}\right) = 1$ and $\text{rot}\left(\begin{array}{c} \circlearrowleft \end{array}\right) = -1$. The writhe and winding number are regular isotopy invariants for oriented knots, and will be instrumental in showing why Theorem 2 entirely excludes the pairs $(\Omega 1a, \Omega 1d)$ and $(\Omega 1b, \Omega 1c)$ from a generating set of oriented Reidemeister moves. Lemma 7 justifies this exclusion and shows that two $\Omega 1$ moves are required in any generating set of oriented Reidemeister moves, and thus proving that a set with fewer than four moves cannot be a generating set. A brief proof of the next lemma was provided in [6],

but in order to have a self-contained paper, we provide a detailed proof here, which uses the same ideas as in [6].

Lemma 7. [6, Lemma 3.1] *Any generating set of Reidemeister moves contains at least two $\Omega 1$ moves. Moreover, neither of the two pairs $(\Omega 1a, \Omega 1d)$ or $(\Omega 1b, \Omega 1c)$ taken together with all $\Omega 2$ and $\Omega 3$ moves generate all of the oriented Reidemeister moves.*

Proof. The move $\Omega 1a$ introduces (or removes, depending on the direction of the move) one positive crossing and a full clockwise rotation, which simultaneously increases (decreases) the writhe and decreases (increases) the winding number each by 1. In a similar manner, the move $\Omega 1d$ introduces (removes) one negative crossing and a full counter-clockwise rotation, which simultaneously decreases (increases) the writhe and increases (decreases) the winding number each by 1. Hence, moves $\Omega 1a$ and $\Omega 1d$ preserve $\omega + \text{rot}$, a quantity that is also preserved by all $\Omega 2$ and $\Omega 3$ moves. However, $\omega + \text{rot}$ is not preserved by the moves $\Omega 1b$ and $\Omega 1c$, which change $\omega + \text{rot}$ by ± 2 . Thus, the moves $\Omega 1a$ and $\Omega 1d$ taken with all oriented Reidemeister moves $\Omega 2$ and $\Omega 3$ cannot generate moves $\Omega 1b$ and $\Omega 1c$.

In considering a set consisting of moves $\Omega 1b$ and $\Omega 1c$ taken with all oriented $\Omega 2$ and $\Omega 3$ moves, we must note that both moves $\Omega 1b$ and $\Omega 1c$ affect $\omega + \text{rot}$ by ± 2 , while all other oriented moves preserve $\omega + \text{rot}$. Thus, any realization of an oriented Reidemeister move with this set must either not use any $\Omega 1b$ or $\Omega 1c$ moves or contains a pair of moves so that one move adds 2 to $\omega + \text{rot}$ and the other subtracts 2. As an example, if the forward $\Omega 1b$ move is applied, then either the inverse $\Omega 1b$ move or the forward $\Omega 1c$ move must also be applied to preserve $\omega + \text{rot}$. Similar statements apply to the forward $\Omega 1c$ move and the inverse moves. Each of these pairs of moves not only preserve $\omega + \text{rot}$, but they also preserve ω and rot separately—two quantities that are not preserved by $\Omega 1a$ or $\Omega 1d$. Hence, the moves $\Omega 1b$ and $\Omega 1c$ taken with all oriented $\Omega 2$ and $\Omega 3$ moves will not generate moves $\Omega 1a$ and $\Omega 1d$.

For the same reasons that neither pair $(\Omega 1a, \Omega 1d)$ nor pair $(\Omega 1b, \Omega 1c)$, taken with all $\Omega 2$ and $\Omega 3$ moves, gives a generating set, we have that no single $\Omega 1$ move, taken with all $\Omega 2$ and $\Omega 3$ moves, is sufficient to generate all oriented Reidemeister moves. A single $\Omega 1$ move that preserves $\omega + \text{rot}$ (such as moves $\Omega 1a$ and $\Omega 1d$) cannot be used to generate moves that do not preserve that quantity (such as moves $\Omega 1b$ and $\Omega 1c$). Hence, two distinct $\Omega 1$ moves are required in any generating set of oriented Reidemeister moves. \square

Remark 5. *It is clear that at least one oriented Reidemeister move of each type must be included in a generating set of Reidemeister moves. By Lemma 7, a generating set of Reidemeister moves contains at least two $\Omega 1$*

moves. Since we have shown in Theorem 2 that four moves are sufficient to generate all 16 oriented Reidemeister moves, this proves the minimality of a 4-element generating set. In particular, this proves that the 12 sets in the collections \mathcal{A} and \mathcal{H} are minimal generating sets of oriented Reidemeister moves.

We refer to the four pairs of $\Omega 1$ moves, $(\Omega 1a, \Omega 1b)$, $(\Omega 1a, \Omega 1c)$, $(\Omega 1b, \Omega 1d)$ and $(\Omega 1c, \Omega 1d)$, in a generating set of Reidemeister moves as *generating $\Omega 1$ moves*.

Given an oriented link or knot diagram, smooth all of its crossings according to orientation, as shown in Figure 5. Denote by C^+ and C^- the number of counter-clockwise and respectively clockwise oriented circles in the resulting smoothed diagram.

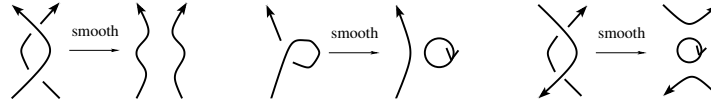


FIGURE 5. Smoothing a diagram according to orientation

Remark 6. We collect the behavior of the oriented Reidemeister moves with respect to the smoothing of the corresponding diagrams.

- (i) Move $\Omega 1a$ changes C^- and $C^+ + C^- + \omega$, while it preserves C^+ and $C^+ + C^- - \omega$.
 Move $\Omega 1b$ changes C^+ and $C^+ + C^- + \omega$, while it preserves C^- and $C^+ + C^- - \omega$.
 Move $\Omega 1c$ changes C^- and $C^+ + C^- - \omega$, while it preserves C^+ and $C^+ + C^- + \omega$.
 Move $\Omega 1d$ changes C^+ and $C^+ + C^- - \omega$, while it preserves C^- and $C^+ + C^- + \omega$.
- (ii) Moves $\Omega 2a$ and $\Omega 2b$ preserve both C^+ and C^- , and thus they also preserve $C^+ + C^- \pm \omega$ since they preserve the writhe.
 Moves $\Omega 2c$ and $\Omega 2d$ may change C^+, C^- , and $C^+ + C^- \pm \omega$.
- (iii) Moves $\Omega 3a$ and $\Omega 3h$ may change C^+, C^- , and $C^+ + C^- \pm \omega$.
 Moves $\Omega 3b$ through $\Omega 3g$ preserve C^+ and C^- , and thus they also preserve $C^+ + C^- \pm \omega$ since they preserve the writhe.

We use Remark 6 to prove that there are no minimal (4-element) generating sets of Reidemeister moves that contain one of the moves $\Omega 2a$ or $\Omega 2b$ and one $\Omega 3$ move distinct from the moves $\Omega 3a$ and $\Omega 3h$. In fact, we prove a stronger result.

Theorem 7. *Let S be a set formed by two generating $\Omega 1$ moves, both $\Omega 2a$ and $\Omega 2b$ moves, and one $\Omega 3$ move distinct from the moves $\Omega 3a$ and $\Omega 3h$. Then S is not a generating set of Reidemeister moves.*

Proof. The proof relies heavily on Remark 6 and it is similar to that given by Polyak in [6, Lemma 3.8], where he proves that a set formed by two generating $\Omega 1$ moves and the moves $\Omega 2a, \Omega 2b$ and $\Omega 3b$ is not generating. The main idea is that the given set S does not generate the moves $\Omega 2c$ and $\Omega 2d$, and neither the moves $\Omega 3a$ and $\Omega 3h$.

Note that the moves $\Omega 2a$ and $\Omega 2b$ preserve C^+, C^- and $C^+ + C^- \pm \omega$. In addition, the pair $(\Omega 1a, \Omega 1b)$ of generating $\Omega 1$ moves preserves $C^+ + C^- - \omega$; the pair $(\Omega 1a, \Omega 1c)$ preserves C^+ ; the pair $(\Omega 1b, \Omega 1d)$ preserves C^- ; and the pair $(\Omega 1c, \Omega 1d)$ preserves $C^+ + C^- + \omega$. Thus, if S contains $(\Omega 1a, \Omega 1b)$, then all moves in S preserve $C^+ + C^- - \omega$. If S contains the pair $(\Omega 1a, \Omega 1c)$, then all moves in S preserve C^+ . If S contains $(\Omega 1b, \Omega 1d)$, then all moves in S preserve C^- . Finally, if S contains the pair $(\Omega 1c, \Omega 1d)$, then all moves in S preserve $C^+ + C^- + \omega$. In each of these cases, S cannot generate the moves $\Omega 2c, \Omega 2d$ and $\Omega 3a, \Omega 3h$, since these moves may change C^+, C^- and $C^+ + C^- \pm \omega$. \square

Corollary 8. *A minimal generating set of Reidemeister moves that contains one of the moves $\Omega 2a$ or $\Omega 2b$ must contain either the move $\Omega 3a$ or the move $\Omega 3h$. Moreover, a generating set of Reidemeister moves that contains only one move $\Omega 3$ that is neither the move $\Omega 3a$ nor the move $\Omega 3h$ must contain at least one of the moves $\Omega 2c$ or $\Omega 2d$.*

Proof. The proof follows directly from Theorem 7 and the fact that a minimal, four-move, generating set of Reidemeister moves contains exactly one $\Omega 2$ move, one $\Omega 3$ move and two $\Omega 1$ moves. \square

Next, we show that neither the move $\Omega 2c$ nor the move $\Omega 2d$ can be present in a minimal (4-element) generating set for all oriented Reidemeister moves. We will achieve this through the use of a few lemmas. We start by showing that any realization of the move $\Omega 2a$ or $\Omega 2b$ by making use of either $\Omega 2c$ or $\Omega 2d$ relies on a type 3 move distinct from the moves $\Omega 3a$ and $\Omega 3h$ (which are the only type 3 moves present in the minimal generating sets of Theorem 2).

Lemma 8. *Let M be a sequence of oriented Reidemeister moves that realizes either the move $\Omega 2a$ or the move $\Omega 2b$. Suppose further that M contains only one type 2 move that is either $\Omega 2c$ or $\Omega 2d$. Then M must include an oriented $\Omega 3$ move that is neither $\Omega 3a$ nor $\Omega 3h$.*

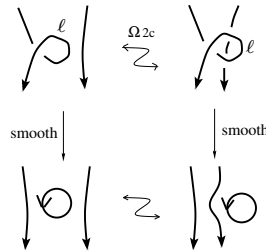
Proof. To avoid repetition, we will consider only the realization of the move $\Omega 2b$, since the case for the move $\Omega 2a$ follows similarly. When realizing an

oriented type 2 move, a different oriented type 2 move needs to be used in the localized disk of the move to be realized. In particular, since M is assumed to contain exactly one type 2 move, which is either $\Omega 2c$ or $\Omega 2d$, the proof splits into two cases.

Case 1: Suppose that M contains the move $\Omega 2c$.

The move $\Omega 2b$ involves two strands with the same orientation in the localized disk of the move, while $\Omega 2c$ involves two strands with opposite orientation. Let D_1 denote the left-hand side of the move $\Omega 2b$ containing two parallel strands with the same orientation, and let D_2 denote the right-hand side of the move $\Omega 2b$. Starting with diagram D_1 , in order for the move $\Omega 2c$ to be applied, the orientation of one of the strands must locally change, which can be done only via an oriented $\Omega 1$ move; this move is applied to one of the strands in D_1 in such a way that the twist faces the other strand in D_1 . After the application of an $\Omega 1$ move, the resulting diagram is ready for the application of the move $\Omega 2c$ between the strand without a twist and the outer edge of the twist (see for example Lemma 4). The resulting diagram contains three crossings. Since the right-hand side diagram, D_2 , of the move $\Omega 2b$ contains two crossing, the sequence M must use the same $\Omega 1$ move in opposite direction to eliminate the twist, so that to ensure that the final diagram D_2 contains two crossings and that the sequence M preserves the writhe ω , a quantity preserved by the move $\Omega 2b$ that is to be realized. But before the $\Omega 1$ move can be applied in backward direction to eliminate the twist, a type 3 move needs to be applied to slide the strand over/under the crossing in the twist, so that the loop of the twist is free of crossings. Hence, M contains a type 3 move.

The move $\Omega 2c$ may change C^+ , C^- and $C^+ + C^- \pm \omega$. However, when $\Omega 2c$ is applied between two strands where one of them is an arc ℓ that is part of the loop introduced by the application of the move $\Omega 1$, then $\Omega 2c$ preserves C^+ , C^- and $C^+ + C^- \pm \omega$, as seen below.



So, up to this point in the realization of the move $\Omega 2b$, the net change for the quantities C^+ , C^- and $C^+ + C^- \pm \omega$ is zero. By Remark 6, all of these quantities are preserved by the move $\Omega 2b$, therefore the type 3 move in M must also preserve these quantities. Since the type 3 moves that preserve

the quantities C^+ , C^- and $C^+ + C^- \pm \omega$ are $\Omega 3b$ through $\Omega 3g$, we conclude that M includes an oriented $\Omega 3$ move that is neither $\Omega 3a$ nor $\Omega 3h$. This can also be seen by noting the triangle where the type 3 move is applied is a disoriented triangle (recall that moves $\Omega 3a$ and $\Omega 3h$ involve well-oriented triangles).

Case 2: Suppose that M contains the move $\Omega 2d$.

The proof for this case is done in the same way as the previous case, since $\Omega 2d$ behaves similarly to the move $\Omega 2c$; that is, the move $\Omega 2d$ involves oppositely oriented strands and when applied between two strands where one of them is the outer edge of a type one move, then $\Omega 2d$ preserves C^+ , C^- and $C^+ + C^- \pm \omega$. \square

Remark 9. *From Lemma 8 we conclude that a minimal generating set that includes $\Omega 3a$ or $\Omega 3h$ as the only type 3 Reidemeister move and includes $\Omega 2c$ or $\Omega 2d$ as the only type 2 Reidemeister move must be shown to generate another type 3 move (distinct from $\Omega 3a$ or $\Omega 3h$) before it can be shown to generate either the move $\Omega 2a$ or the move $\Omega 2b$.*

Lemma 9. *Let M be a sequence of oriented Reidemeister moves that realizes either the move $\Omega 2c$ or the move $\Omega 2d$. Suppose further that M contains only one type 2 move that is not the move to be realized. Then M must include one of the moves $\Omega 3a$ or $\Omega 3h$ in the sequence.*

Proof. We will consider only the realization of the move $\Omega 2c$, since the move $\Omega 2d$ is treated similarly. When realizing the move $\Omega 2c$, we start with the left-hand side of the move, that is, we start from two parallel oppositely oriented strands; let D_1 be the corresponding diagram. In order to obtain the right-hand side diagram D_2 of the move $\Omega 2c$, a different type 2 move needs to be applied to slide a strand under/over the other. The proof splits into three cases, depending on the type 2 move that M contains.

Case 1: Suppose M contains the move $\Omega 2a$.

Since the move $\Omega 2c$ involves oppositely oriented strands inside the localized disk, while the move $\Omega 2a$ involves similarly oriented strands, in order to be able to perform the move $\Omega 2a$, we need to change locally the orientation of one of the strands in a small neighborhood of diagram D_1 . This can be accomplished only via an oriented type 1 move; specifically, the move $\Omega 1a$ or $\Omega 1c$ can be used on one of the strands so that the resulting twist faces the other strand of the diagram D_1 . After the application of an $\Omega 1$ move, we apply the move $\Omega 2a$ between the strand without a twist and the outer edge of the twist, just as it was done in the realizations of move $\Omega 2c$ in Lemma 1. The resulting diagram contains three crossing. Since the right-hand side diagram, D_2 , of the move $\Omega 2c$ contains two crossing, the sequence M must use the same $\Omega 1$ move in opposite direction to eliminate the twist,

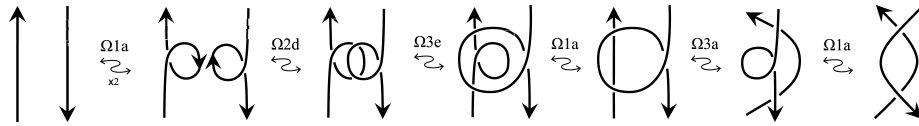
so that to ensure that the final diagram D_2 contains two crossings and that the sequence M preserves the writhe ω , a quantity preserved by the move $\Omega 2c$ that is to be realized. Since the move $\Omega 2a$ and a pair of forward and backward $\Omega 1$ move preserve C^+ , as well as C^- and $C^+ + C^- \pm \omega$, while the move $\Omega 2c$ may change these quantities, it follows that the sequence M must contain a type 3 move that may also alter these quantities. Hence, the sequence M must include one of the moves $\Omega 3a$ or $\Omega 3h$.

Case 2: Suppose M contains the move $\Omega 2b$.

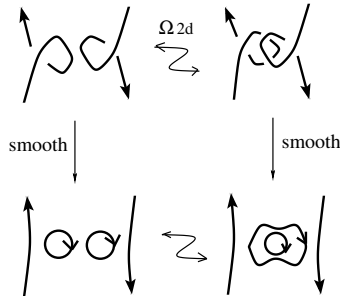
This case is proved in the same way as the case for $\Omega 2a$, since the move $\Omega 2b$ involves similarly oriented strands, as $\Omega 2a$, and preserves C^+, C^- and $C^+ + C^- \pm \omega$.

Case 3: Suppose M contains the move $\Omega 2d$.

Note that the moves $\Omega 2c$ and $\Omega 2d$ differ by reversal of orientation of both strands. Hence, starting with the left-hand side diagram D_1 of the move $\Omega 2c$, we need to change the orientation of both strands in a small neighborhood of diagram D_1 ; this can be accomplished only by applying an oriented $\Omega 1$ move to each of the strands, and the moves are performed in such a way that the twists face each other. For the diagram D_1 , this can be accomplished by the application of the move $\Omega 1a$ or the move $\Omega 1c$. After doing so, the move $\Omega 2d$ can be applied to cross the outer edges of the two twists. An example for such realization of move $\Omega 2c$ is shown below.



Although the move $\Omega 2d$ may change the quantities C^+, C^- and $C^+ + C^- \pm \omega$, when the move is applied to the two twists of the previously performed $\Omega 1$ moves, the move $\Omega 2d$ preserves all of these quantities, as seen below.



As in the previous two cases, in order for the sequence M to preserve the writhe ω and the final diagram to contain two crossings, the sequence M must include the same $\Omega 1$ moves that have been used, but now the backward

direction must be applied. The net change on C^+ , C^- and $C^+ + C^- \pm \omega$ of all of the moves present so far in M is zero. Since the move $\Omega 2c$ that needs to be realized may change these quantities, the sequence M must contain a type 3 move that changes these quantities. Hence, the sequence M must include one of the moves $\Omega 3a$ or $\Omega 3h$.

When realizing the move $\Omega 2d$, the only difference in the proof is that either $\Omega 1b$ move or $\Omega 1d$ move can be used in the first step to change the orientation of one of the strands in the left-hand side diagram of the move $\Omega 2d$, so that another type 2 move present in M can be applied. \square

Lemma 10. *Let M be a sequence of oriented Reidemeister moves that realizes an $\Omega 3$ move. Suppose further that M contains exactly one type 3 move distinct from the move to be realized. Then M contains two distinct $\Omega 2$ moves, specifically it contains either the pair $(\Omega 2a, \Omega 2b)$ or the pair $(\Omega 2c, \Omega 2d)$.*

Proof. A Reidemeister move of type 3 slides a strand over, under, or through a crossing. So in order to realize an oriented $\Omega 3$ move through a sequence of oriented Reidemeister moves, a different $\Omega 3$ move must be applied to slide the strand. Consider an arbitrary $\Omega 3x$ move of type 3, where $x \in \{a, b, \dots, h\}$, and denote the two diagrams in $\Omega 3x$ by D_1 and D_2 . The move $\Omega 3x$ slides a strand ℓ in D_1 under/over a crossing c , as described in Section 2.1 where we explained how we differentiate the eight $\Omega 3$ moves. Note that both diagrams contain three crossings, where the crossings in both diagrams are either all positive, or all negative, or two are positive (or negative) and one is negative (or positive). Moreover, diagrams D_1 and D_2 divide the plane into six unbounded regions and one bounded region which is a triangle. (When referring to the six unbounded regions, we are considering the three strands in D_1 and D_2 as infinite rays, although the move $\Omega 3x$ is applied in a localized disk).

In order to realize the move $\Omega 3x$ by means of applying a different $\Omega 3$ move (some $\Omega 3$ move that is in a generating set or that has been realized already by a generating set), we need to transform the diagram D_1 to form another triangle that will allow the application of another $\Omega 3$ move to slide the strand ℓ under/over the crossing c . Any $\Omega 3$ move involves a triangle and in order to transform the diagram D_1 so that it contains another triangle, we need to increase the number of crossings in D_1 . A type 1 move does not create a new triangle; thus a type 2 move applied to two of the strands in D_1 must be used, and the move needs to involve the strand ℓ and another strand in D_1 . In addition, in order for the $\Omega 2$ move to give rise to a second triangle in the resulting diagram, the type 2 move needs to be performed in one of the unbounded regions of the diagram D_1 that contains three arcs

and two crossings of the diagram D_1 (so that the move creates a triangle and not a bigon) and must be between the strand ℓ and one of the infinite rays emanating from the crossing c (so that the strand ℓ can slide under/over c). The resulting diagram has two additional crossings, two triangles (the original triangle and a new triangle) and one bigon as bounded regions. The newly formed triangle can be now used to apply an $\Omega 3$ move different from $\Omega 3x$, to slide the strand ℓ under/over crossing c . After the application of the move $\Omega 3$, the resulting diagram, call it D' , has five crossings and three bounded regions (two triangles and one bigon). But the final diagram of the sequence of moves in M is D_2 , which has three crossings and only one bounded region (a triangle). Thus another $\Omega 2$ move needs to be applied to diagram D' to eliminate the extra two crossings and the bigon (along with the adjacent triangle).

The first and second type 2 moves involve adjacent bigons formed by the same pair of strands in the original diagram D_1 and share a crossing in D' , where one of the strands is ℓ . Hence these oriented $\Omega 2$ moves are of different type. Moreover, if the strands involved in the type 2 moves are similarly oriented, then the two Reidemeister moves are $(\Omega 2a, \Omega 2b)$, and if the strands are oppositely generated, then these type 2 moves are $(\Omega 2c, \Omega 2d)$. Several examples of realizations of oriented $\Omega 3$ moves are given in Lemmas 3, 5 and 6. \square

A specific case of this lemma follows, which will help to show that the only oriented $\Omega 3$ moves in a minimal (4-element) generating set of all oriented Reidemeister moves are $\Omega 3a$ and $\Omega 3h$.

Corollary 10. *Let M be a sequence of oriented Reidemeister moves that realizes the move $\Omega 3a$ or $\Omega 3h$, and suppose that M contains exactly one type 3 move distinct from the move to be realized. Then M contains the pair $(\Omega 2c, \Omega 2d)$.*

Proof. This follows as a direct application of Lemma 10 and Remark 6. When the type 3 move to be realized is either $\Omega 3a$ or $\Omega 3h$, the triangle in the diagram D_1 in the proof of Lemma 10 is well-oriented. The newly created triangle in the sequence of moves M from Lemma 10 is adjacent to the triangle in D_1 , as they share a side and another side of both triangles is part of the same strand in the diagram. Hence, the newly created triangle is disoriented. Thus, the $\Omega 3$ move corresponding to the newly created triangle is one of the moves $\Omega 3b$ through $\Omega 3g$ (a type 3 move distinct from $\Omega 3h$ and $\Omega 3a$) when the move to be realized is either $\Omega 3a$ or $\Omega 3h$.

By Remark 6, the moves $\Omega 3b$ through $\Omega 3g$ preserve $C^+ + C^- \pm 1$, and the same applies to the pair $(\Omega 2a, \Omega 2b)$. Since the moves $\Omega 3a$ and $\Omega 3h$ may change $C^+ + C^- \pm 1$, we conclude that the sequence M of moves that

realizes $\Omega 3a$ or $\Omega 3h$ must use a pair of type 2 moves that may also change this quantity. That is, the pair of type 2 moves used in a realization of the move $\Omega 3a$ or $\Omega 3h$ is $(\Omega 2c, \Omega 2d)$. \square

We have the lemmas necessary to prove that the moves $\Omega 2c$ and $\Omega 2d$ do not exist in a minimal (4-element) generating set, and that either $\Omega 3a$ move or $\Omega 3h$ move must be in a minimal generating set of oriented Reidemeister moves.

Theorem 11. *A minimal generating set of oriented Reidemeister moves contains either the move $\Omega 3a$ or the move $\Omega 3h$.*

Proof. We provide a proof by contradiction. Let Y be a minimal generating set of oriented Reidemeister moves. Hence Y contain four moves. Moreover, by Remark 5, Y contains exactly two $\Omega 1$ moves, one $\Omega 2$ move, and one $\Omega 3$ move. Suppose that the type 3 move that Y contains is neither the move $\Omega 3a$ nor the move $\Omega 3h$. From Corollary 10 we know that the realization of the move $\Omega 3a$ or $\Omega 3h$ relies on both moves $\Omega 2c$ and $\Omega 2d$. As Y contains exactly one type 2 move, Y needs to generate at least one of the moves $\Omega 2c$ or $\Omega 2d$. But by Lemma 9, we know that the realization of the move $\Omega 2c$ or $\Omega 2d$ must include move $\Omega 3a$ or move $\Omega 3h$ in the sequence. Thus, Y cannot generate all of the oriented Reidemeister moves, which is a contradiction.

Therefore, any minimal generating set of oriented Reidemeister moves must contain either the move $\Omega 3a$ or the move $\Omega 3h$. \square

Theorem 12. *A minimal generating set of oriented Reidemeister moves contains either the move $\Omega 2a$ or the move $\Omega 2b$.*

Proof. Let Y be a minimal generating set of oriented Reidemeister moves, and suppose by contradiction that $\Omega 2a \notin Y$ and $\Omega 2b \notin Y$. Since Y is a minimal generating set, Y contains exactly one oriented $\Omega 2$ move, and thus we must either have $\Omega 2c \in Y$ or $\Omega 2d \in Y$. Moreover, by Theorem 11, Y contains either the move $\Omega 3a$ or the move $\Omega 3h$.

By Remark 9, before realizing the moves $\Omega 2a$ and $\Omega 2b$, the set Y must be shown that it generates a type 3 move that is not in Y . Moreover, by Lemma 9, any realization of the move $\Omega 2d$ or $\Omega 2c$ (whichever is not in the set Y) makes use of one of the moves $\Omega 3a$ or $\Omega 3h$. Finally, by Lemma 10, the realization of an oriented $\Omega 3$ move requires either the pair $(\Omega 2a, \Omega 2b)$ or the pair $(\Omega 2c, \Omega 2d)$. Hence, Y is not a generating set, and we have reached a contradiction. Therefore, none of the moves $\Omega 2c$ and $\Omega 2d$ belong to a minimal generating set of oriented Reidemeister moves. \square

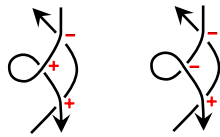
We have shown that a minimal generating set of oriented Reidemeister moves contains two $\Omega 1$ moves, except for the pairs $(\Omega 1a, \Omega 1d)$ and

$(\Omega 1b, \Omega 1c)$, contains either $\Omega 2a$ or $\Omega 2b$, and either $\Omega 3a$ or $\Omega 3h$. These restrictions, however, suggest the existence of 16 minimal generating sets, but there are only 12 sets contained within the collection $\mathcal{A} \cup \mathcal{H}$. In the following lemma, we prove that the remaining four sets do not generate all oriented Reidemeister moves.

Lemma 11. *Each set of moves $\{\Omega 1a, \Omega 1b, \Omega 3h\}$ and $\{\Omega 1c, \Omega 1d, \Omega 3a\}$, taken with either move $\Omega 2a$ or move $\Omega 2b$, does not generate all oriented Reidemeister moves.*

Proof. We show that the sets $\{\Omega 1a, \Omega 1b, \Omega 3h\}$ and $\{\Omega 1c, \Omega 1d, \Omega 3a\}$, taken with either $\Omega 2a$ or $\Omega 2b$, do not generate the moves $\Omega 2c$ and $\Omega 2d$. We prove this by heavily relying on Lemma 9 and its proof, together with Corollary 10. By Corollary 10, in order for the given sets to realize the move $\Omega 3a$ or $\Omega 3h$ that is not present in the set, we need to have at our disposal the pair $(\Omega 2c, \Omega 2d)$. In addition, by Lemma 9, in order to generate any of the moves $\Omega 2c$ or $\Omega 2d$, one of the moves $\Omega 3a$ or $\Omega 3h$ is needed.

As seen in the proof of Lemma 9, when using either the move $\Omega 2a$ or move $\Omega 2b$ to generate the move $\Omega 2c$ (these are Cases 1 and 2 in the proof of Lemma 9), we need to apply a type 1 move that introduces a right-handed twist in either of the two strands. Hence, either the move $\Omega 1a$ or the move $\Omega 1c$ must be used. The move $\Omega 1a$ involves a positive crossing, while the move $\Omega 1c$ involves a negative crossing. One of the subsequent steps in a realization of the move $\Omega 2c$ is to cross the strands with either $\Omega 2a$ or $\Omega 2b$ move. This introduces two new crossings, one positive and one negative; the resulting diagram contains now three crossings. Continuing with the realization of the move $\Omega 2c$, either move $\Omega 3a$ or move $\Omega 3h$ is needed to move the strand over/under the crossing introduced by the type 1 move, as explained in the proof of Lemma 9. Below are examples of resulting diagrams after the application of the type 3 move for the case of an initial $\Omega 1a$ move (left) and, respectively, $\Omega 1c$ move (right).



The move $\Omega 3a$ involves two positive crossings and one negative crossing, while move $\Omega 3h$ involves two negative crossings and one positive crossing. Therefore, in order to generate the move $\Omega 2c$ by using either $\Omega 2a$ or $\Omega 2b$, one of the following will apply:

- If the move $\Omega 1a$ is used, then the type 3 move used is $\Omega 3a$.
- If the move $\Omega 1c$ is used, then the type 3 move used is $\Omega 3h$.

By the proof of Lemma 9, when realizing the move $\Omega 2d$ through the use of one of $\Omega 2a$ or $\Omega 2b$ move, we need to apply a type 1 move that introduces a left-handed twist in either of the two strands. Therefore, either the move $\Omega 1b$ or the move $\Omega 1d$ must be used. Note that the move $\Omega 1b$ introduces a positive crossing while the move $\Omega 1c$ introduces a negative crossing. Then, similar to the case above for the realization of the move $\Omega 2c$, we have that in order to realize the move $\Omega 2d$ by using either $\Omega 2a$ or $\Omega 2b$, one of the following will apply:

- If the move $\Omega 1b$ is used, then the type 3 move used is $\Omega 3a$.
- If the move $\Omega 1d$ is used, then the type 3 move used is $\Omega 3h$.

We note also that the realization of an $\Omega 1$ move that is not at our disposal in the set requires either $\Omega 2c$ move or $\Omega 2d$ move (since the realization of a type 1 move requires a combination of at least two moves, where one of them is a type 1 move and another is a type 2 move involving oppositely oriented strands due to the fact that the type 1 move to be realized involves just one strand in a diagram).

The above discussions combined with the statement of Corollary 10, imply that the set of moves $\{\Omega 1a, \Omega 1b, \Omega 3h\}$ and $\{\Omega 1c, \Omega 1d, \Omega 3a\}$, taken with $\Omega 2a$ or $\Omega 2b$, do not generate the moves $\Omega 2c$ and $\Omega 2d$, and thus they do not generate all oriented Reidemeister moves. \square

The results of this section prove that the 12 sets of moves in the collections $\mathcal{A} \cup \mathcal{H}$ are all the minimal generating sets of oriented Reidemeister moves for oriented knot diagrams. We formally state this result with the theorem below.

Theorem 13. *If X is a minimal (4-element) generating set of oriented Reidemeister moves for knot diagrams, then $X \in \mathcal{A} \cup \mathcal{H}$, where:*

$$\begin{aligned} \mathcal{A} &= \{ \{ \Omega 1a, \Omega 1c, \Omega 2a, \Omega 3a \}, \{ \Omega 1a, \Omega 1c, \Omega 2b, \Omega 3a \}, \{ \Omega 1b, \Omega 1d, \Omega 2a, \Omega 3a \}, \\ &\quad \{ \Omega 1b, \Omega 1d, \Omega 2b, \Omega 3a \}, \{ \Omega 1a, \Omega 1b, \Omega 2a, \Omega 3a \}, \{ \Omega 1a, \Omega 1b, \Omega 2b, \Omega 3a \} \} \\ \mathcal{H} &= \{ \{ \Omega 1a, \Omega 1c, \Omega 2a, \Omega 3h \}, \{ \Omega 1a, \Omega 1c, \Omega 2b, \Omega 3h \}, \{ \Omega 1b, \Omega 1d, \Omega 2a, \Omega 3h \}, \\ &\quad \{ \Omega 1b, \Omega 1d, \Omega 2b, \Omega 3h \}, \{ \Omega 1c, \Omega 1d, \Omega 2a, \Omega 3h \}, \{ \Omega 1c, \Omega 1d, \Omega 2b, \Omega 3h \} \}. \end{aligned}$$

3. GENERATING SETS OF MOVES FOR ISOTOPIC SPATIAL TRIVALENT GRAPH DIAGRAMS

The goal of this section is to extend the results in Section 2 to determine minimal generating sets of oriented Reidemeister-type moves for oriented spatial trivalent graph diagrams. As before, we say that a generating set S of oriented Reidemeister-type moves for oriented spatial trivalent graph

diagrams is minimal, if there is no generating set R of oriented Reidemeister-type moves such that $|R| < |S|$.

As specified in the introduction, an isotopy of unoriented spatial trivalent graphs is generated by the moves $\Omega 1 - \Omega 5$ depicted in Figure 1 (see [3]). Here we work with oriented (or directed) spatial trivalent graphs with trivalent vertices that are either sources or sinks, as depicted in Figure 6.

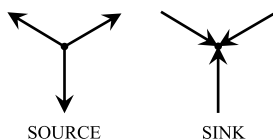


FIGURE 6. Types of vertices in oriented spatial trivalent graphs

For this, we need to work with oriented versions of Reidemeister-type moves for oriented spatial trivalent graph diagrams. Figure 7 displays the eight oriented versions of the move $\Omega 4$.

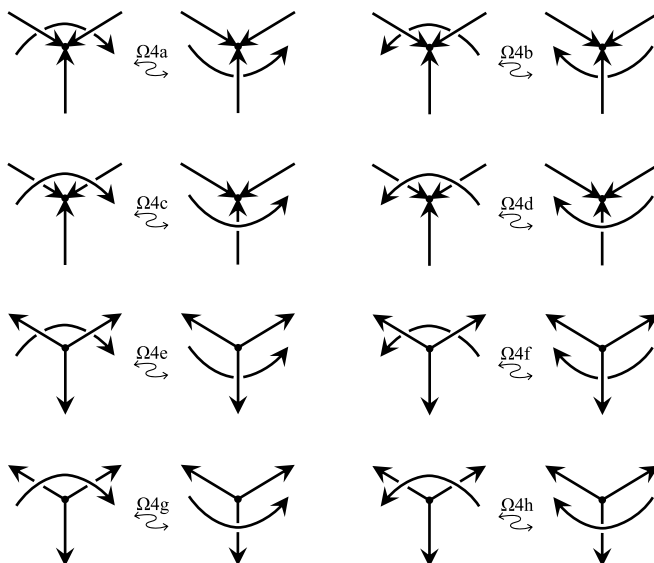


FIGURE 7. Oriented Reidemeister-type moves $\Omega 4$

Moves $\Omega 4a - \Omega 4d$ apply to sink vertices, while moves $\Omega 4e - \Omega 4h$ apply to source vertices. More specifically, during moves $\Omega 4a$ and $\Omega 4b$ ($\Omega 4c$ and $\Omega 4d$) a strand passes under (over) a sink vertex. Within the localized disk in which the move is applied, the moves $\Omega 4a$ and $\Omega 4d$ make a transition

between one negative crossing and two positive crossings, but moves $\Omega 4b$ and $\Omega 4c$ make a transition between one positive crossing and two negative crossings. Similar distinctions are made among the moves $\Omega 4e$ – $\Omega 4h$. During the moves $\Omega 4e$ and $\Omega 4f$ a strand passes under a source vertex, and during the moves $\Omega 4g$ and $\Omega 4h$ a strand passes over a source vertex. The moves $\Omega 4e$ and $\Omega 4h$ make a transition between one positive crossing and two negative crossings, while the moves $\Omega 4f$ and $\Omega 4g$ make a transition between one negative crossing and two positive crossings.

There are 4 oriented versions of the move $\Omega 5$, shown in Figure 8. The moves $\Omega 5a$ and $\Omega 5b$ involve sink vertices while moves $\Omega 5c$ and $\Omega 5d$ involve source vertices. Moreover, depending on the direction of the move, moves $\Omega 5a$ and $\Omega 5c$ introduce or remove a positive crossing; similarly, moves $\Omega 5b$ and $\Omega 5d$ introduce or remove a negative crossing.

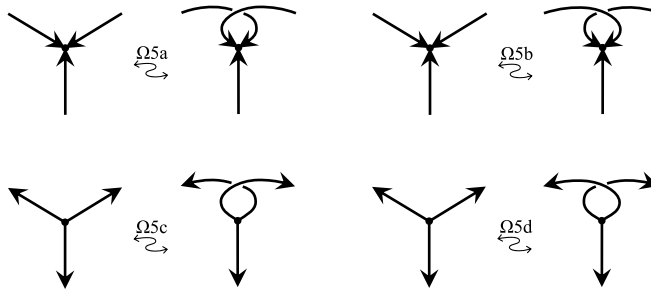


FIGURE 8. Oriented Reidemeister-type moves $\Omega 5$

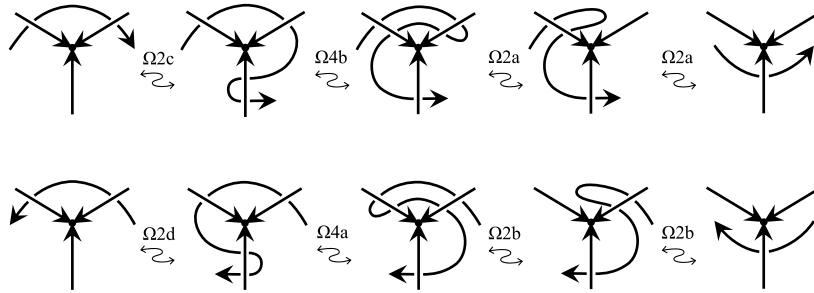
In order to find all minimal generating sets of oriented Reidemeister-type moves for spatial trivalent graph diagrams, we need to determine the minimal number of oriented $\Omega 4$ and $\Omega 5$ moves required in a generating set of oriented Reidemeister-type moves. Then, we append those oriented type 4 and type 5 moves to the minimal generating sets for oriented knot diagrams listed in the collection $\mathcal{A} \cup \mathcal{H}$. Note that in the realizations of the oriented Reidemeister-type moves $\Omega 4$ and $\Omega 5$, we will apply classical Reidemeister moves $\Omega 1, \Omega 2$ and $\Omega 3$ (which have all been shown to be realizable from any set in the collection $\mathcal{A} \cup \mathcal{H}$).

Theorem 14. *A minimal generating set of Reidemeister-type moves for oriented spatial trivalent graph diagrams with source and sink vertices contains four $\Omega 4$ moves, with one from each of the sets $\{\Omega 4a, \Omega 4b\}$, $\{\Omega 4c, \Omega 4d\}$, $\{\Omega 4e, \Omega 4f\}$, and $\{\Omega 4g, \Omega 4h\}$.*

Proof. The oriented Reidemeister-type moves $\Omega 4a$ – $\Omega 4d$ are defined on sink vertices, and moves $\Omega 4e$ – $\Omega 4h$ are defined on source vertices. From this we

can already conclude that a generating set of oriented Reidemeister-type moves for spatial trivalent graph diagrams must include at least two moves of type 4, specifically one move from $\Omega 4a$ – $\Omega 4d$ and one move from $\Omega 4e$ – $\Omega 4h$. Moreover, it is known (see for example [3, Section 2]) that for the unoriented case, both versions of the move $\Omega 4$ from Figure 1 are needed, one that slides a strand under the vertex and another that slides a strand over the vertex. Hence, a generating set of oriented Reidemeister-type moves for spatial trivalent graph diagrams must contain at least two moves from $\Omega 4a$ – $\Omega 4d$ and at least two moves from $\Omega 4e$ – $\Omega 4h$; that is, for each type of vertex, there needs to be at least one $\Omega 4$ move that slides a strand under the vertex and another $\Omega 4$ move that slides a strand over the vertex. We show that exactly two such moves are needed for each type of vertex.

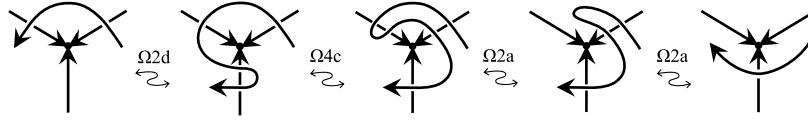
The moves $\Omega 4a$ and $\Omega 4b$ allow passing a strand under a sink vertex. In the first row below, we show that the move $\Omega 4a$ can be realized through the use of the move $\Omega 4b$ together with two oriented $\Omega 2$ moves. In the second row below, we show that the move $\Omega 4b$ can be obtained by applying the move $\Omega 4a$ together with two oriented $\Omega 2$ moves.



Hence, only one of the moves $\Omega 4a$ or $\Omega 4b$ is necessary in a generating set of Reidemeister-type moves for oriented spatial trivalent graph diagrams.

Similarly, the moves $\Omega 4c$ and $\Omega 4d$ allow passing a strand over a sink vertex. But as we prove below, only one of the moves $\Omega 4c$ or $\Omega 4d$ is necessary in a generating set of Reidemeister-type moves for oriented spatial trivalent graph diagram.



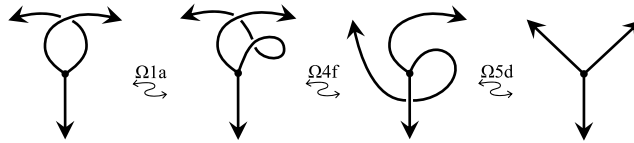


The same situation applies to the moves $\Omega 4e$ – $\Omega 4h$ involving a source vertex, and it can be shown in the same way that one of the moves $\Omega 4e$ or $\Omega 4f$ and also one of the moves $\Omega 4g$ or $\Omega 4h$ are needed in a generating set for oriented spatial trivalent graph diagrams.

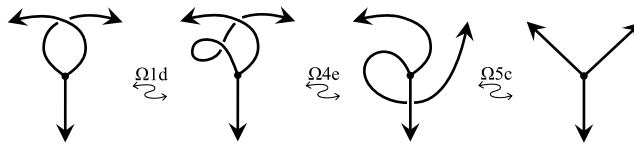
Hence, a generating set of Reidemeister-type moves for oriented spatial trivalent graph diagrams with source and sink vertices contains four moves of type 4, with one move from each of the sets $\{\Omega 4a, \Omega 4b\}$, $\{\Omega 4c, \Omega 4d\}$, $\{\Omega 4e, \Omega 4f\}$, and $\{\Omega 4g, \Omega 4h\}$. \square

Theorem 15. *A minimal generating set of Reidemeister-type moves for oriented spatial trivalent graph diagrams with source and sink vertices contains two $\Omega 5$ moves, with exactly one move from each of the sets $\{\Omega 5a, \Omega 5b\}$ and $\{\Omega 5c, \Omega 5d\}$.*

Proof. The moves $\Omega 5a$ and $\Omega 5b$ involve a sink vertex whereas the moves $\Omega 5c$ and $\Omega 5d$ involve a source vertex. Thus, a set that generates all oriented Reidemeister-type moves must include at least two oriented $\Omega 5$ moves, one that involves a sink vertex and another one that involves a source vertex. We prove that in fact one move is sufficient for each type of vertex. Below we show that the move $\Omega 5c$ can be realized through a sequence of the moves $\Omega 5d$, $\Omega 1a$ and $\Omega 4f$.



Similarly, the move $\Omega 5d$ may be realized through a sequence of the moves $\Omega 5c$, $\Omega 1d$ and $\Omega 4e$, as shown below.



The moves $\Omega 5a$ and $\Omega 5b$ involving a sink vertex can be used to realize each other. It can be shown in a similar way that the move $\Omega 5a$ can be realized through an application of the moves $\Omega 5b, \Omega 1b$ and $\Omega 4a$, and the move $\Omega 5b$ can be obtained via the moves $\Omega 5a, \Omega 1c$ and $\Omega 4b$. Therefore, the statement follows. \square

As a result of Theorems 14 and 15, combined with Theorem 13, a minimal generating set of oriented Reidemeister-type moves for spatial trivalent graph diagrams contains 10 moves: two $\Omega 1$ moves, one $\Omega 2$ move, one $\Omega 3$ move, four $\Omega 4$ moves, and two $\Omega 5$ moves. Specifically, the following follows.

Corollary 16. *If S is a minimal generating set of Reidemeister-type moves for oriented spatial trivalent graph diagrams with source and sink vertices, then S contains 10 moves: four moves from any of the sets in the collection $\mathcal{A} \cup \mathcal{H}$ and one move from each of the sets $\{\Omega 4a, \Omega 4b\}$, $\{\Omega 4c, \Omega 4d\}$, $\{\Omega 4e, \Omega 4f\}$, $\{\Omega 4g, \Omega 4h\}$, $\{\Omega 5a, \Omega 5b\}$ and $\{\Omega 5c, \Omega 5d\}$.*

Since we have proven that there are exactly 12 minimal generating sets of classical Reidemeister moves for oriented knot diagrams, we can count the total number of minimal generating sets of Reidemeister-type moves for spatial trivalent graph diagrams with source and sink vertices. From Theorem 14, there are $2^4 = 16$ choices of four $\Omega 4$ moves, and from Theorem 15 there are $2^2 = 4$ choices of two $\Omega 5$ moves. Hence, there are exactly $12 \cdot 16 \cdot 4 = 768$ minimal generating sets of oriented Reidemeister-type moves for spatial trivalent graph diagrams with source and sink vertices.

REFERENCES

- [1] J. W. Alexander, G.B. Briggs, On types of knotted curves. *Ann. of Math.* **28**, No. 1/4 (1926-1927), 562-586.
- [2] K. Bataineh, M. Elhamedadi, M. Hajij, W. Youmans, Generating sets of Reidemeister moves of oriented singular links and quandles. *J. Knot Theory Ramifications* **27**, No. 14, 1850064 (2018).
- [3] J. S. Carter, Reidemeister/Roseman-type moves to embedded foams in 4-dimensional space, in *New Ideas in Low Dimensional Topology*, Series on Knots and Everything, Vol. **56** (World Scientific, 2015), pp. 1-30.
- [4] L. H. Kauffman, Invariants of graphs in three-space. *Trans. Amer. Math. Soc.* **311** (1989), 697-710.
- [5] L. H. Kauffman, *Knots and Physics*. 3rd edition. Ser. Knots Everything **1**, World Scientific, Singapore 2001.
- [6] M. Polyak, Minimal generating sets of Reidemeister moves. *Quantum Topol.* **1** (2010), 399-411.
- [7] K. Reidemeister, Knotten und gruppen. *Abh. Math. Sem. Univ. Hamburg* **5** (1926), 7-23.
- [8] P. Suwara, Minimal generating sets of directed oriented Reidemeister moves. *J. Knot Theory Ramifications* **67**, No. 04, 1750016 (2017).

DEPARTMENT OF MATHEMATICS, CALIFORNIA STATE UNIVERSITY, FRESNO
5245 NORTH BACKER AVENUE, M/S PB108, CA 93740, USA

Email address: ccaprau@csufresno.edu

DEPARTMENT OF MATHEMATICS, CALIFORNIA STATE UNIVERSITY, FRESNO
5245 NORTH BACKER AVENUE, M/S PB108, CA 93740, USA

Email address: bscott@gpusd.org